

Photographs of EUT Setup

The photographs of EUT and setup for SAR and power density testing are shown as follows.

<Photographs of Body SAR Test Setup>



Front Face of EUT Tested at 5 mm



Rear Face of EUT Tested at 5 mm



Left Side of EUT Tested at 5 mm



Right Side of EUT Tested at 5 mm




Top Side of EUT Tested at 5 mm




Bottom Side of EUT Tested at 5 mm


<Photographs of Power Density Test Setup>




Front Face of EUT Tested at 5 mm




Rear Face of EUT Tested at 5 mm




Left Side of EUT Tested at 5 mm



Right Side of EUT Tested at 5 mm



Top Side of EUT Tested at 5 mm



Bottom Side of EUT Tested at 5 mm