

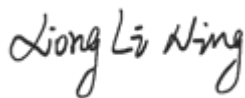
TEST REPORT

Applicant: Realtek Semiconductor Corp.
Address: No. 2, Innovation Road II, Hsinchu Science Park,
Hsinchu 300, Taiwan
Equipment Type: 11be RTL8922AE Combo module
Model Name: RTL8922AE
Brand Name: N/A
FCC ID: TX2-RTL8922AE
Test Standard: FCC 47 CFR Part 2.1093
(refer to section 3.1)
Maximum SAR: Body 2.4GHz(1 g): 1.05 W/kg
Body 5GHz(1 g): 1.01 W/kg
Body 6GHz(1 g): 0.87 W/kg
Limbs 2.4GHz(10 g): 0.96 W/kg
Limbs 5GHz(10 g): 0.67 W/kg
Limbs 6GHz(10 g): 0.32 W/kg
Sample Arrival Date: Nov. 28, 2024
Test Date: Dec. 03, 2024 - Dec. 18, 2024
Date of Issue: Jan. 15, 2025

ISSUED BY:

Shenzhen BALUN Technology Co., Ltd.

Tested by: Xiong Lining



Checked by: Xu Rui



Approved by: Tolan Tu
(Testing Director)



Revision History		
Version	Issue Date	Revisions Content
<u>Rev. 01</u>	<u>Jan. 15, 2025</u>	<u>Initial Issue</u>

TABLE OF CONTENTS

1	GENERAL INFORMATION	5
1.1	Test Laboratory	5
1.2	Test Location	5
1.3	Test Environment Condition	5
2	PRODUCT INFORMATION	6
2.1	Applicant Information	6
2.2	Manufacturer Information	6
2.3	General Description for Equipment under Test (EUT)	6
2.4	Ancillary Equipment	7
2.5	Technical Information	7
3	SUMMARY OF TEST RESULT	9
3.1	Test Standards	9
3.2	Device Category and SAR Limit	10
3.3	Test Result Summary	11
3.4	Test Uncertainty	13
4	MEASUREMENT SYSTEM	14
4.1	Specific Absorption Rate (SAR) Definition	14
4.2	DASY SAR System	15
5	SYSTEM VERIFICATION	22
5.1	Purpose of System Check	22
5.2	System Check Setup	22
6	TEST POSITION CONFIGURATIONS	23
6.1	Laptop Exposure Condition	23
6.2	Tablet Exposure Condition	24

6.3	Product Specific 10g Exposure Consideration	25
7	MEASUREMENT PROCEDURE	26
7.1	Measurement Process Diagram	26
7.2	SAR Scan General Requirement	27
7.3	Measurement Procedure	28
7.4	Area & Zoom Scan Procedure	28
7.5	Interim Procedures for WIFI 6E	28
8	CONDUCTED RF OUPUT POWER	29
8.1	WIFI	29
8.2	Bluetooth	119
9	TEST EXCLUSION CONSIDERATION	120
9.1	Antenna Location Sketch	120
9.2	SAR Test Consideration Table	122
10	TEST RESULT	128
10.1	Bluetooth	129
10.2	WIFI 2.4GHz	130
10.3	WIFI 5GHz	132
10.4	WIFI 6GHz	135
11	SAR Measurement Variability	137
12	SIMULTANEOUS TRANSMISSION	139
12.1	Simultaneous Transmission Mode Considerations	140
12.2	Body Simultaneous Transmission SAR Evaluation	141
12.3	Limbs Simultaneous Transmission SAR Evaluation	142
13	TEST EQUIPMENTS LIST	146
ANNEX A	SIMULATING LIQUID VERIFICATION RESULT	147
ANNEX B	SYSTEM CHECK RESULT	148
ANNEX C	TEST DATA	165
ANNEX D	EUT EXTERNAL PHOTOS	217
ANNEX E	SAR TEST SETUP PHOTOS	217
ANNEX F	CALIBRATION REPORT	217

ANNEX G TUNE-UP PROCEDURE 217

1 GENERAL INFORMATION

1.1 Test Laboratory

Name	Shenzhen BALUN Technology Co., Ltd.
Address	Block B, 1/F, Baisha Science and Technology Park, Shahe Xi Road, Nanshan District, Shenzhen, Guangdong Province, P. R. China
Phone Number	+86 755 6685 0100

1.2 Test Location

Name	Shenzhen BALUN Technology Co., Ltd.
Location	<input type="checkbox"/> Block B, 1/F, Baisha Science and Technology Park, Shahe Xi Road, Nanshan District, Shenzhen, Guangdong Province, P. R. China
	<input checked="" type="checkbox"/> 1/F, Building B, Ganghongji High-tech Intelligent Industrial Park, No. 1008, Songbai Road, Yangguang Community, Xili Sub-district, Nanshan District, Shenzhen, Guangdong Province, P. R. China
Accreditation Certificate	The laboratory is a testing organization accredited by FCC as a accredited testing laboratory. The designation number is CN1196.

1.3 Test Environment Condition

Ambient Temperature	18°C to 25°C
Ambient Relative Humidity	30% to 70%

2 PRODUCT INFORMATION

2.1 Applicant Information

Applicant	Realtek Semiconductor Corp.
Address	No. 2, Innovation Road II, Hsinchu Science Park, Hsinchu 300, Taiwan

2.2 Manufacturer Information

Manufacturer	Realtek Semiconductor Corp.
Address	No. 2, Innovation Road II, Hsinchu Science Park, Hsinchu 300, Taiwan

2.3 General Description for Equipment under Test (EUT)

EUT Name	11be RTL8922AE Combo module
Model Name Under Test	RTL8922AE
Series Model Name	N/A
Description of Model name differentiation	N/A
Hardware Version	N/A
Software Version	N/A
Dimensions (Approx.)	N/A
Weight (Approx.)	N/A

2.3.1 Host Information:

Product Name	Notebook Computer
Model Name	IdeaPad 5 2-in-1 16IAL10
Brand Name	Lenovo

2.3.2 Antenna Information:

Antenna Port	Model Name	Antenna Manufacturer	Antenna Type	Antenna Gain (dBi)								
				2.4 GHz	5.15-5.25 GHz	5.25-5.35 GHz	5.47-5.725 GHz	5.725-5.895 GHz	5.925-6.425 GHz	6.425-6.525 GHz	6.525-6.875 GHz	6.875-7.125 GHz
Main Antenna	AYP6Y-100469	AWAN	PIFA	2.26	3.16	3.08	2.43	3.22	2.85	3.88	3.14	2.25
Auxiliary Antenna	AYP6Y-100470		PIFA	2.16	3.41	3.33	2.89	3.82	3.38	3.40	3.40	3.53
Main Antenna	3.N201.0263	South Star	PIFA	1.79	2.31	1.52	2.73	2.61	2.83	2.29	1.82	1.77
Auxiliary Antenna	3.N201.0264		PIFA	1.69	1.87	2.28	2.82	3.18	2.86	3.18	2.21	2.97

2.4 Ancillary Equipment

Note: Not applicable.

2.5 Technical Information

Network and Wireless connectivity	Bluetooth (BR+EDR+BLE) WIFI 802.11a, 802.11b, 802.11g, 802.11n, VHT, 802.11ac, 802.11ax and 802.11be
-----------------------------------	---

The requirement for the following technical information of the EUT was tested in this report:

Operating Mode	2.4G WLAN; 5G WLAN; 6G WLAN; Bluetooth		
Frequency Range	802.11b/g	2412 ~ 2472 MHz	
	VHT20/VHT40	2412 ~ 2472 MHz	
	802.11ax(HE20/HE40)	2412 ~ 2472 MHz	
	802.11be(EHT20/EHT40)	2412 ~ 2472 MHz	
	802.11a	5150 ~ 5250 MHz	
		5250 ~ 5350 MHz	
		5470 ~ 5725 MHz	
		5725 ~ 5850 MHz	
		5815 ~ 5885 MHz	
	802.11n(HT20/HT40)	5150 ~ 5250 MHz	
		5250 ~ 5350 MHz	
		5470 ~ 5725 MHz	
		5725 ~ 5850 MHz	
		5815 ~ 5885 MHz	
	802.11ac(VHT20/VHT40/VHT80)	5150 ~ 5250 MHz	
		5250 ~ 5350 MHz	
		5470 ~ 5725 MHz	
		5725 ~ 5850 MHz	
		5815 ~ 5885 MHz	
	802.11ax(HE20/HE40/HE80)	5150 ~ 5250 MHz	
		5250 ~ 5350 MHz	
		5470 ~ 5725 MHz	
		5725 ~ 5850 MHz	
		5815 ~ 5885 MHz	
	802.11be(EHT20/EHT40/EHT80)	5150 ~ 5250 MHz	
		5250 ~ 5350 MHz	
		5470 ~ 5725 MHz	
		5725 ~ 5850 MHz	
		5815 ~ 5885 MHz	
	802.11ac(VHT160)/ 802.11ax(HE160)/ 802.11be(EHT160)	5150 ~ 5250 MHz	
		5470 ~ 5725 MHz	
		5815 ~ 5885 MHz	
5925 ~ 6425 MHz			
802.11a/			

	802.11ax(HE20/HE40/HE80/HE160)	6425 ~ 6525 MHz
		6525 ~ 6875 MHz
	802.11be(EHT20/EHT40/EHT80/EHT160)	6875 ~ 7125 MHz
	Bluetooth	2402 ~ 2480 MHz
Antenna Type	WLAN	PIFA
	Bluetooth	PIFA
Hotspot Function	N/A	
Exposure Category	General Population/Uncontrolled exposure	
Product Type	Portable Device	
EUT Type	<input checked="" type="checkbox"/> Production unit	<input type="checkbox"/> Identical prototype

3 SUMMARY OF TEST RESULT

3.1 Test Standards

No.	Identity	Document Title
1	47 CFR Part 2.1093	Radiofrequency radiation exposure evaluation: portable devices
2	ANSI C95.1-1992	IEEE Standard for Safety Levels with Respect to Human Exposure to Radio Frequency Electromagnetic Fields, 3 kHz to 300 GHz
3	KDB 447498 D04 v01	447498 D04 Interim General RF Exposure Guidance v01
4	KDB 865664 D01 v01r04	SAR Measurement 100 MHz to 6 GHz
5	KDB 865664 D02 v01r02	RF Exposure Reporting
6	KDB 248227 D01 v02r02	SAR Guidance for IEEE 802.11 (Wi-Fi) Transmitters
7	KDB 616217 D04 v01r02	SAR for laptop and tablets
8	IEC/IEEE 62209-1528:2020	Measurement procedure for the assessment of specific absorption rate of human exposure to radio frequency fields from hand-held and body-mounted wireless communication devices – Part 1528: Human models, instrumentation, and procedures (Frequency range of 4 MHz to 10 GHz)

3.2 Device Category and SAR Limit

This device belongs to portable device category because its radiating structure is allowed to be used within 20 centimeters of the body of the user.

Limit for General Population/Uncontrolled exposure should be applied for this device, it is 1.6 W/kg as averaged over any 1 gram of tissue.

Table of Exposure Limits:

Body Position	SAR Value (W/Kg)	
	General Population/ Uncontrolled Exposure	Occupational/ Controlled Exposure
Whole-Body SAR (averaged over the entire body)	0.08	0.4
Partial-Body SAR (averaged over any 1 gram of tissue)	1.60	8.0
SAR for hands, wrists, feet and ankles (averaged over any 10 grams of tissue)	4.0	20.0

NOTE:

General Population/Uncontrolled Exposure: Locations where there is the exposure of individuals who have no knowledge or control of their exposure. General population/uncontrolled exposure limits are applicable to situations in which the general public may be exposed or in which persons who are exposed as a consequence of their employment may not be made fully aware of the potential for exposure or cannot exercise control over their exposure. Members of the general public would come under this category when exposure is not employment-related; for example, in the case of a wireless transmitter that exposes persons in its vicinity.

Occupational/Controlled Exposure: Locations where there is exposure that may be incurred by persons who are aware of the potential for exposure, In general, occupational/controlled exposure limits are applicable to situations in which persons are exposed as a consequence of their employment, who have been made fully aware of the potential for exposure and can exercise control over their exposure. This exposure category is also applicable when the exposure is of a transient nature due to incidental passage through a location where the exposure levels may be higher than the general population/uncontrolled limits, but the exposed person is fully aware of the potential for exposure and can exercise control over his or her exposure by leaving the area or by some other appropriate means.

3.3 Test Result Summary

3.3.1 Highest SAR (1 g Value)

Equipment Class	Band	Antenna	Maximum Scaled SAR (W/kg)	Maximum Report SAR (W/kg)
			Body (0mm)	Body (0mm)
DTS	2.4G WIFI	Aux.	0.72	1.05
	2.4G WIFI	Main	1.05	
U-NII-2A	5.3G WIFI	Aux.	0.95	
	5.3G WIFI	Main	0.98	
U-NII-2C	5.6G WIFI	Aux.	0.80	
	5.6G WIFI	Main	0.84	
U-NII-3	5.8G WIFI	Aux.	0.88	
	5.8G WIFI	Main	1.01	
U-NII-4	5.9G WIFI	Aux.	0.88	
	5.9G WIFI	Main	0.97	
U-NII-5/6/7/8	6G WIFI	Aux.	0.70	
	6G WIFI	Main	0.87	
DSS	Bluetooth	Aux.	0.28	
Limit (W/kg)			1.60	
Verdict			Pass	

3.3.2 Highest Simultaneous Transmission SAR Values (1 g Value)

Equipment Class	Maximum Report SAR (W/kg)	SPLSR
	Body (0mm)	
DTS	1.77	0.01
NII	2.13	0.02
DSS	2.13	0.02
Limit (W/kg)	1.60	0.04
Verdict	Pass	Pass

Note: The simultaneous transmission SAR detail please refer to section 12.

3.3.3 Highest SAR (10 g Value)

Equipment Class	Band	Antenna	Maximum Scaled SAR (W/kg)	Maximum Report SAR (W/kg)
			Limbs (0mm)	Limbs (0mm)
DTS	2.4G WIFI	Aux.	0.83	0.96
	2.4G WIFI	Main	0.96	
U-NII-2A	5.3G WIFI	Aux.	0.45	
	5.3G WIFI	Main	0.54	
U-NII-2C	5.6G WIFI	Aux.	0.67	
	5.6G WIFI	Main	0.60	
U-NII-3	5.8G WIFI	Aux.	0.49	
	5.8G WIFI	Main	0.67	
U-NII-4	5.9G WIFI	Aux.	0.61	
	5.9G WIFI	Main	0.56	
U-NII-5/6/7/8	6G WIFI	Aux.	0.20	
	6G WIFI	Main	0.32	
DSS	Bluetooth	Aux.	0.05	
Limit (W/kg)			4.00	
Verdict			Pass	

3.3.4 Highest Simultaneous Transmission SAR Values (10 g Value)

Equipment Class	Maximum Report SAR (W/kg)	SPLSR
	Limbs (0mm)	
DTS	1.78	/
NII	1.63	/
DSS	1.63	/
Limit (W/kg)	4.00	0.04
Verdict	Pass	Pass

Note: The simultaneous transmission SAR detail please refer to section 12.

3.4 Test Uncertainty

According to KDB 865664 D01, when the highest measured 1 g SAR within a frequency band is < 1.5 W/kg, the extensive SAR measurement uncertainty analysis is not required in SAR reports submitted for equipment approval.

The maximum 1 g SAR for the EUT in this report is 1.05 W/kg, which is lower than 1.5 W/kg, so the extensive SAR measurement uncertainty analysis is not required in this report.

The maximum 10 g SAR for the EUT in this report is 1.01 W/kg, which is lower than 3.75 W/kg, so the extensive SAR measurement uncertainty analysis is not required in this report.

4 MEASUREMENT SYSTEM

4.1 Specific Absorption Rate (SAR) Definition

SAR is related to the rate at which energy is absorbed per unit mass in an object exposed to a radio field. The SAR distribution in a biological body is complicated and is usually carried out by experimental techniques or numerical modeling. The standard recommends limits for two tiers of groups, occupational/controlled and general population/uncontrolled, based on a person's awareness and ability to exercise control over his or her exposure. In general, occupational/controlled exposure limits are higher than the limits for general population/uncontrolled.

The SAR definition is the time derivative (rate) of the incremental energy (dW) absorbed by (dissipated in) an incremental mass (dm) contained in a volume element (dv) of a given density (ρ). The equation description is as below:

$$SAR = \frac{d}{dt} \left(\frac{dW}{dm} \right) = \frac{d}{dt} \left(\frac{dW}{\rho dv} \right)$$

SAR is expressed in units of Watts per kilogram (W/kg) SAR measurement can be related to the electrical field in the tissue by

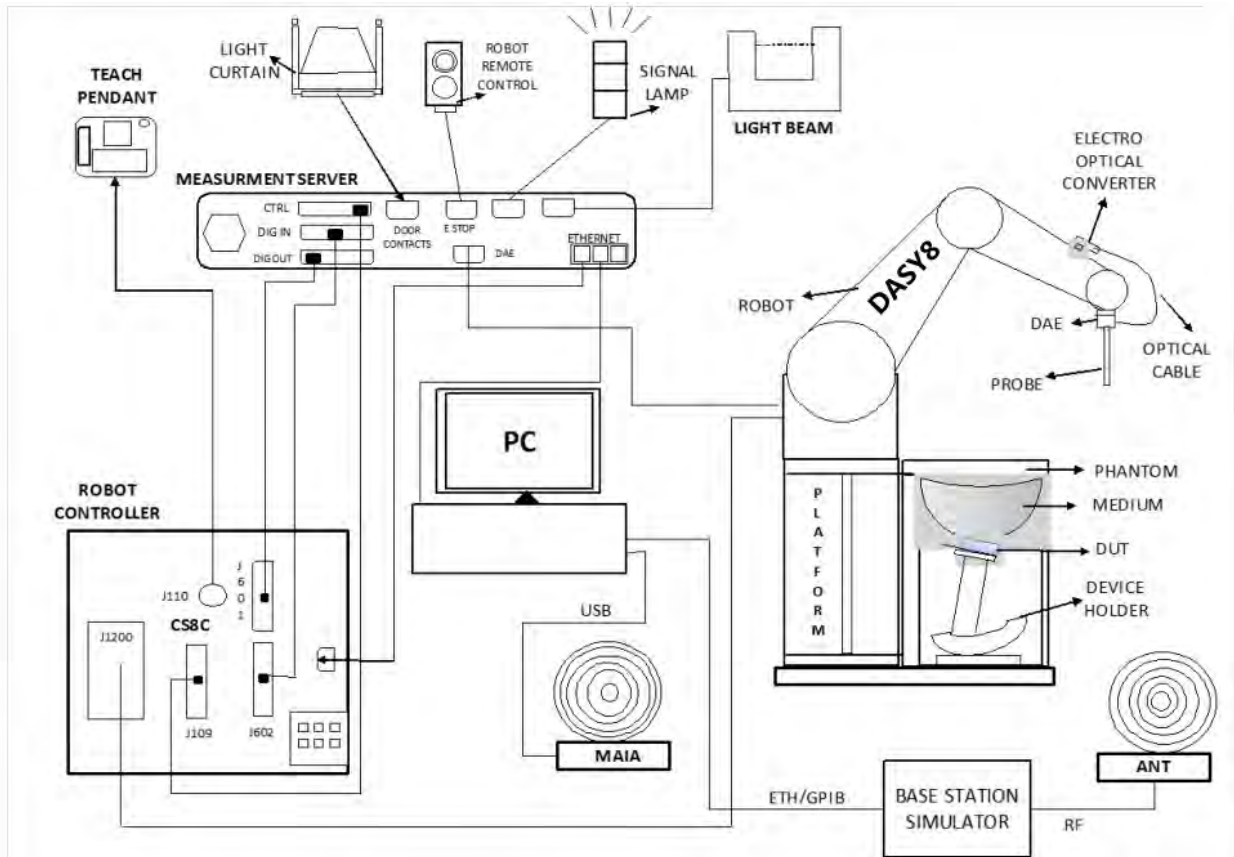
$$SAR = \frac{\sigma E^2}{\rho}$$

Where: σ is the conductivity of the tissue,

ρ is the mass density of the tissue and E is the RMS electrical field strength.

4.2 DASY SAR System

4.2.1 DASY SAR System Diagram



The DASY system for performing compliance tests consists of the following items:

1. A standard high precision 6-axis robot (Stäubli RX family) with controller and software. An arm extension for accommodating the data acquisition electronics (DAE).
2. A dosimetric probe, i.e. an isotropic E-field probe optimized and calibrated for usage in tissue simulating liquid. The probe is equipped with an optical surface detector system.
3. A data acquisition electronic (DAE) which performs the signal amplification, signal multiplexing, AD-conversion, offset measurements, mechanical surface detection, collision detection, etc. The unit is battery powered with standard or rechargeable batteries. The signal is optically transmitted to the EOC.
4. A unit to operate the optical surface detector which is connected to the EOC.
5. The Electro-Optical Coupler (EOC) performs the conversion from the optical into a digital electric signal of the DAE. The EOC is connected to the DASY measurement server.
6. The DASY measurement server, which performs all real-time data evaluation for field measurements and surface detection, controls robot movements and handles safety operation.
7. DASY software and SEMCAD data evaluation software.
8. Remote control with teach panel and additional circuitry for robot safety such as warning lamps, etc.
9. The generic twin phantom enabling the testing of left-hand and right-hand usage.
10. The device holder for handheld mobile phones.
11. Tissue simulating liquid mixed according to the given recipes.
12. System validation dipoles allowing to validate the proper functioning of the system.

4.2.2 Robot

The Dasy SAR system uses the high precision robots. Symmetrical design with triangular core Built-in optical fiber for surface detection system For the 6-axis controller system, Built-in shielding against static charges PEEK enclosure material (resistant to organic solvents). The robot series have many features that are important for our application:



- High precision
(repeatability ± 0.02 mm)
- High reliability
(industrial design)
- Low maintenance costs
(virtually maintenance free due to direct drive gears; no belt drives)
- Jerk-free straight movements
(brush less synchron motors; no stepper motors)
- Low ELF interference
(motor control _elds shielded via the closed metallic construction shields)

4.2.3 E-Field Probe

The probe is specially designed and calibrated for use in liquids with high permittivities for the measurements the Specific Dosimetric E-Field Probe EX3DV4 SN: 7893 & EX3DV4 SN: 7510 with following specifications is used.

Construction	Symmetrical design with triangular core Built-in optical fiber for surface detection system Built-in shielding against static charges PEEK enclosure material (resistant to organic solvents, e.g., glycolether)
Calibration	ISO/IEC 17025 calibration service available
Frequency	4 MHz to 10 GHz; Linearity: ± 0.2 dB
Directivity	± 0.2 dB in HSL (rotation around probe axis); ± 0.4 dB in HSL (rotation normal to probe axis)
Dynamic range	5 μ W/g to > 100 mW/g; Linearity: ± 0.2 dB
Dimensions	Overall length: 337 mm (Tip: 9 mm) Tip diameter: 2.5 mm (Body: 10 mm) Distance from probe tip to dipole centers: 1.0 mm
Application	General dosimetry up to 3 GHz Compliance tests of mobile phones Fast automatic scanning in arbitrary phantoms (EX3DV4)



E-Field Probe Calibration Process

Probe calibration is realized, in compliance with IEC/IEEE 62209-1528 and IEEE 1528 std, with CALISAR, Antennessa proprietary calibration system. The calibration is performed with the IEC/IEEE 62209-1528 annexe technique using reference guide at the five frequencies.

4.2.4 Data Acquisition Electronics


The data acquisition electronics (DAE) consist of a highly sensitive electrometer-grade preamplifier with auto-zeroing, a channel and gain-switching multiplexer, a fast 16 bit AD-converte and a command decoder with a control logic unit. Transmission to the measurement server is accomplished through an optical downlink for data and status information, as well as an optical uplink for commands and the clock.



- Input Impedance: 200M Ω
- The Inputs: Symmetrical and Floating
- Common Mode Rejection: Above 80dB

4.2.5 Phantoms

Phantom for compliance testing of handheld and body-mounted wireless devices in the frequency range of below 10 GHz. ELI V8.0 is fully compatible with the latest draft of the standard IEC 62209 Part II and all known tissue simulating liquids. ELI V8.0 has been optimized regarding its performance and can be integrated into our standard phantom tables. A cover prevents evaporation of the liquid. Reference markings on the phantom allow installation of the complete setup, including all predefined phantom positions and measurement grids, by teaching three points.



·Flat phantom

Photo of Phantom SN2159



Serial Number	Shell Thickness (mm)	Major ellipse axis (mm)	Minor axis(mm)
SN 2159 ELI V8.0	2.0 ± 0.2	600	400

4.2.6 Device Holder


The DASY device holder has two scales for device rotation (with respect to the body axis) and the device inclination (with respect to the line between the ear openings). The plane between the ear openings and the mouth tip has a rotation angle of 65° . The bottom plate contains three pair of bolts for locking the device holder. The device holder positions are adjusted to the standard measurement positions in the three sections. This device holder is used for standard mobile phones or PDA"s only. If necessary an additional support of polystyrene material is used. Larger DUT"s (e.g. notebooks) cannot be tested using this device holder. Instead a support of bigger polystyrene cubes and thin polystyrene plates is used to position the DUT in all relevant positions to find and measure spots with maximum SAR values. Therefore those devices are normally only tested at the flat part of the SAM.



The positioning system allows obtaining cheek and tilting position with a very good accuracy. Incompliance with CENELEC, the tilt angle uncertainty is lower than 1° .

4.2.7 Simulating Liquid

For SAR measurement of the field distribution inside the phantom, the phantom must be filled with homogeneous tissue simulating liquid to a depth of at least 15 cm. For head SAR testing, the liquid height from the ear reference point (ERP) of the phantom to the liquid top surface is larger than 15 cm. For body SAR testing, the liquid height from the center of the flat phantom to the liquid top surface is larger than 15 cm. The nominal dielectric values of the tissue simulating liquids in the phantom and the tolerance of 5%.



The following table gives the recipes for tissue simulating liquid and the theoretical Conductivity/Permittivity.

The following table gives the recipes for tissue simulating liquid.

TSL	Manufacturer / Model	Freq Range (MHz)	Main Ingredients
Head WideBand	SPEAG HBBL600-10000V6	600-10000	Ethanediol, Sodium petroleum sulfonate, Hexylene Glycol / 2-Methyl-pentane-2.4-diol, Alkoxyated alcohol

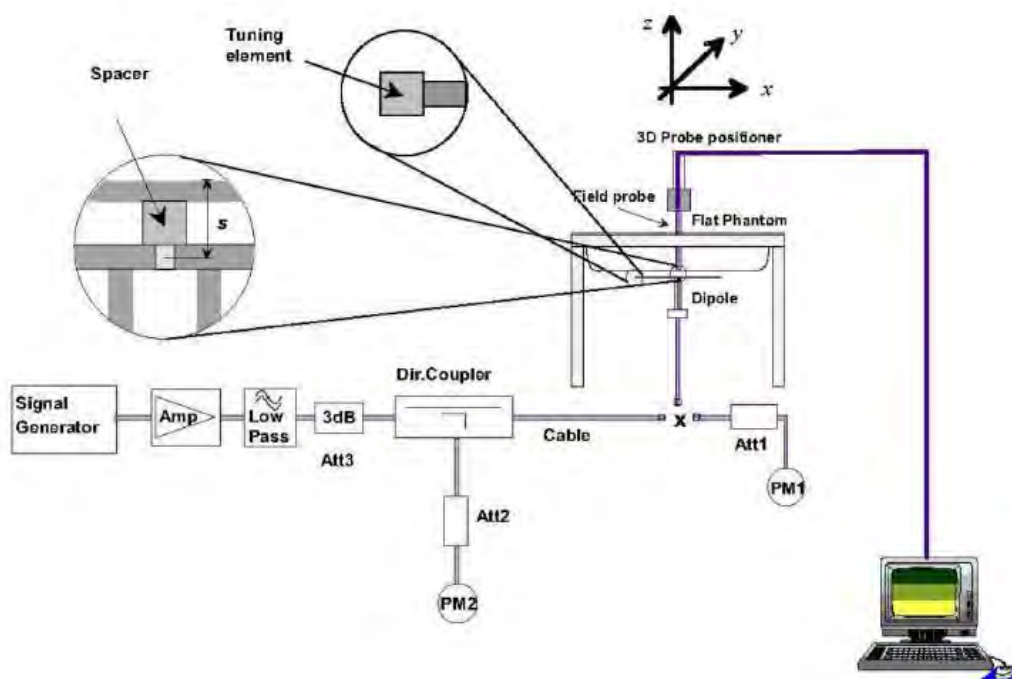
5 SYSTEM VERIFICATION

5.1 Purpose of System Check

The system performance check verifies that the system operates within its specifications. System and operator errors can be detected and corrected. It is recommended that the system performance check be performed prior to any usage of the system in order to guarantee reproducible results. The system performance check uses normal SAR measurements in a simplified setup with a well characterized source. This setup was selected to give a high sensitivity to all parameters that might fail or vary over time. The system check does not intend to replace the calibration of the components, but indicates situations where the system uncertainty is exceeded due to drift or failure.

5.2 System Check Setup


In the simplified setup for system evaluation, the EUT is replaced by a calibrated dipole and the power source is replaced by a continuous wave that comes from a signal generator. The calibrated dipole must be placed beneath the flat phantom section of the SAM twin phantom with the correct distance holder. The distance holder should touch the phantom surface with a light pressure at the reference marking and be oriented parallel to the long side of the phantom. The equipment setup is shown below:



6 TEST POSITION CONFIGURATIONS

6.1 Laptop Exposure Condition

This DUT should consider one position which is bottom of laptop touching with phantom 0 mm air gap and the screen portion of the device shall be an open position at a 90° angle.



6.2 Tablet Exposure Condition

This DUT was tested in two different positions. They are Back Side and Top Edge in these positions, the surface of DUT is touching with phantom 0mm.

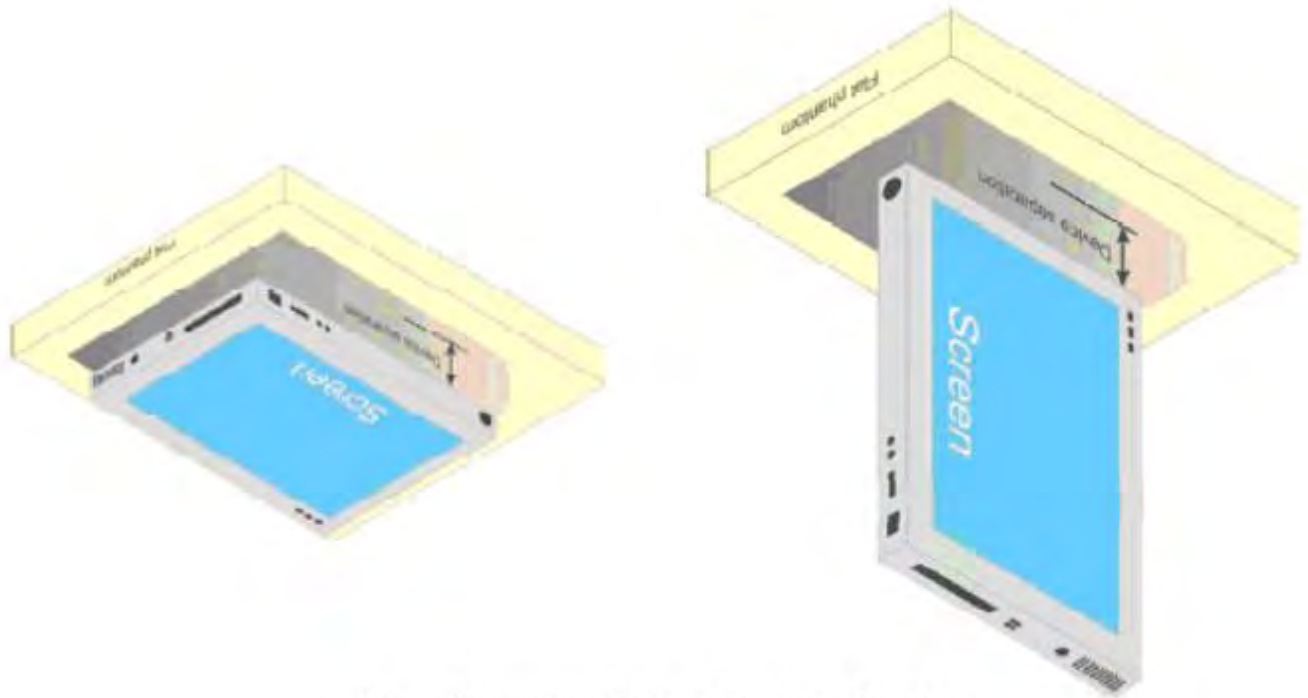


Fig Illustration for Lap-touching Position

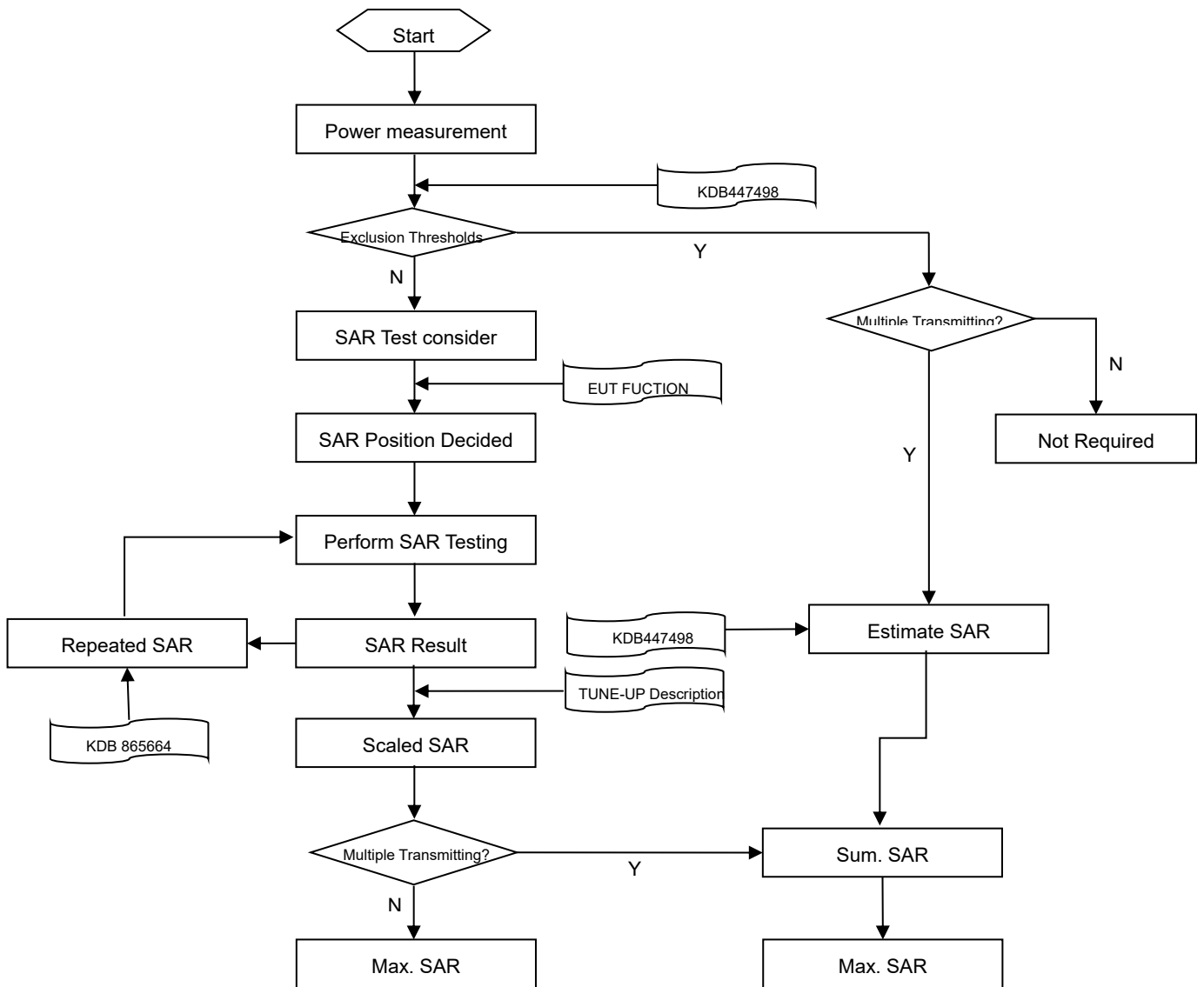
6.3 Product Specific 10g Exposure Consideration

According with FCC KDB 648474 D04, for smart phones with a display diagonal dimension > 15.0 cm or an overall diagonal dimension > 16.0 cm that provide similar mobile web access and multimedia support found in mini-tablets or UMPC mini-tablets that support voice calls next to the ear, unless it is confirmed otherwise through KDB inquiries, the following phablet procedures should be applied to evaluate SAR compliance for each applicable wireless modes and frequency band. Devices marketed as phablets, regardless of form factors and operating characteristics must be tested as a phablet to determine SAR compliance;

The UMPC mini-tablet procedures must also be applied to test the SAR of all surfaces and edges with an antenna located at ≤ 25 mm from that surface or edge, in direct contact with a flat phantom, for 10-g extremity SAR according to the body-equivalent tissue dielectric parameters in KDB 865664 to address interactive hand use exposure conditions. The UMPC mini-tablet 1-g SAR at 5 mm is not required. When hotspot mode applies, 10-g extremity SAR is required only for the surfaces and edges with hotspot mode 1-g reported SAR > 1.2 W/kg.

7 MEASUREMENT PROCEDURE

7.1 Measurement Process Diagram



7.2 SAR Scan General Requirement

Probe boundary effect error compensation is required for measurements with the probe tip closer than half a probe tip diameter to the phantom surface. Both the probe tip diameter and sensor offset distance must satisfy measurement protocols; to ensure probe boundary effect errors are minimized and the higher fields closest to the phantom surface can be correctly measured and extrapolated to the phantom surface for computing 1 g SAR. Tolerances of the post-processing algorithms must be verified by the test laboratory for the scan resolutions used in the SAR measurements, according to the reference distribution functions specified in IEEE Std 1528-2013.

		≤3GHz	>3GHz
Maximum distance from closest measurement point (geometric center of probe sensors) to phantom surface		5±1 mm	$\frac{1}{2} \cdot \delta \cdot \ln(2) \pm 0.5$ mm
Maximum probe angle from probe axis to phantom surface normal at the measurement location		30°±1°	20°±1°
Maximum area scan spatial resolution: Δx Area , Δy Area		≤ 2 GHz: ≤ 15 mm 2 – 3 GHz: ≤ 12 mm	3–4 GHz: ≤ 12 mm 4 – 6 GHz: ≤ 10 mm
		When the x or y dimension of the test device, in the measurement plane orientation, is smaller than the above, the measurement resolution must be ≤ the corresponding x or y dimension of the test device with at least one measurement point on the test device.	
Maximum zoom scan spatial resolution: Δx Zoom , Δy Zoom		≤ 2 GHz: ≤ 8 mm 2 – 3 GHz: ≤ 5 mm*	3–4 GHz: ≤ 5 mm* 4 – 6 GHz: ≤ 4 mm*
Maximum zoom scan spatial resolution, normal to phantom surface	uniform grid: Δz Zoom (n)	≤ 5 mm	3–4 GHz: ≤ 4 mm
			4–5 GHz: ≤ 3 mm
			5–6 GHz: ≤ 2 mm
	graded grid	Δz Zoom (1): between 1st two points closest to phantom surface	≤ 4 mm
4–5 GHz: ≤ 2.5 mm			
5–6 GHz: ≤ 2 mm			
	Δz Zoom (n>1): between subsequent points	≤ 1.5· Δz Zoom (n-1)	
Minimum zoom scan volume	x, y, z	≥30 mm	3–4 GHz: ≥ 28 mm
			4–5 GHz: ≥ 25 mm
			5–6 GHz: ≥ 22 mm

Note:

- δ is the penetration depth of a plane-wave at normal incidence to the tissue medium; see draft standard IEEE P1528-2011 for details.
- * When zoom scan is required and the reported SAR from the area scan based 1 g SAR estimation procedures of KDB 447498 is ≤ 1.4 W/kg, ≤ 8 mm, ≤ 7 mm and ≤ 5 mm zoom scan resolution may be applied, respectively, for 2 GHz to 3GHz, 3 GHz to 4 GHz and 4 GHz to 6 GHz.

7.3 Measurement Procedure

The following steps are used for each test position

- a. Establish a call with the maximum output power with a base station simulator. The connection between the mobile and the base station simulator is established via air interface
- b. Measurement of the local E-field value at a fixed location. This value serves as a reference value for calculating a possible power drift.
- c. Measurement of the SAR distribution with a grid of 8 to 16mm * 8 to 16 mm and a constant distance to the inner surface of the phantom. Since the sensors cannot directly measure at the inner phantom surface, the values between the sensors and the inner phantom surface are extrapolated. With these values the area of the maximum SAR is calculated by an interpolation scheme.
- d. Around this point, a cube of 30 * 30 * 30 mm or 32 * 32 * 32 mm is assessed by measuring 5 or 8 * 5 or 8*4 or 5 mm. With these data, the peak spatial-average SAR value can be calculated.

7.4 Area & Zoom Scan Procedure

First Area Scan is used to locate the approximate location(s) of the local peak SAR value(s). The measurement grid within an Area Scan is defined by the grid extent, grid step size and grid offset. Next, in order to determine the EM field distribution in a three-dimensional spatial extension, Zoom Scan is required. The Zoom Scan is performed around the highest E-field value to determine the averaged SAR-distribution over 10 g. Area scan and zoom scan resolution setting follows KDB 865664 D01v01r04 quoted below.

When the 1 g SAR of the highest peak is within 2 dB of the SAR limit, additional zoom scans are required for other peaks within 2 dB of the highest peak that have not been included in any zoom scan to ensure there is no increase in SAR.

7.5 Interim Procedures for WIFI 6E

Interim procedures for FCC radio frequency (RF) exposure evaluations of U-NII 6-7 GHz band portable devices have been made available during the TCB workshop in April 2021. The procedure is summarized below:

- a. Evaluate SAR / APD with DASY6 Module SAR V16.0 or higher. The configurations to be tested are defined in the relevant Knowledge Database (KDB). The psSAR and absorbed psPD are reported.
- b. For the configuration with the highest SAR, evaluate the incident power density with DASY6 Module mmWave V2.4.2 or higher. The incident psPD must be adjusted per amount that the measurement uncertainty exceeds 30% before it is included in the test report.

8 CONDUCTED RF OUPUT POWER

8.1 WIFI

8.1.1 2.4G WIFI (Aux. Antenna) (Laptop Mode)

Band (GHz)	Mode	Channel	Freq. (MHz)	Conducted Power (dBm)	Tune-up Limit (dBm)	SAR Test Require.
2.4	802.11b	1	2412	15.62	16.00	Yes
		6	2437	15.68	16.00	Yes
		11	2462	15.65	16.00	Yes
		12	2467	14.56	15.00	No
		13	2472	12.13	13.00	No
	802.11g	1	2412	15.35	16.00	No
		6	2437	15.13	16.00	No
		11	2462	15.63	16.00	No
		12	2467	15.31	15.50	No
		13	2472	14.67	15.50	No
	VHT20	1	2412	15.05	16.00	No
		6	2437	15.77	16.00	No
		11	2462	15.10	16.00	No
		12	2467	14.55	15.50	No
		13	2472	15.27	15.50	No
	VHT40	3	2422	15.69	16.00	No
		6	2437	15.30	16.00	No
		9	2452	15.65	16.00	No
		10	2457	14.60	15.50	No
		11	2462	14.94	15.50	No
	802.11ax(HE20) (SU)	1	2412	15.42	16.00	No
		6	2437	15.09	16.00	No
		11	2462	15.30	16.00	No
		12	2467	15.19	15.50	No
		13	2472	15.31	15.50	No
	802.11ax(HE40) (SU)	3	2422	15.31	16.00	No
		6	2437	15.70	16.00	No
		9	2452	15.23	16.00	No
		10	2457	15.16	15.50	No
		11	2462	14.68	15.50	No
	802.11be(EHT20) (SU)	1	2412	15.35	16.00	No
		6	2437	15.06	16.00	No
		11	2462	15.70	16.00	No
		12	2467	14.63	15.50	No
		13	2472	15.06	15.50	No

	802.11be(EHT40) (SU)	3	2422	15.56	16.00	No
		6	2437	15.43	16.00	No
		9	2452	15.22	16.00	No
		10	2457	15.00	15.50	No
		11	2462	15.15	15.50	No
	802.11be(EHT20) (RU26)/0	1	2412	15.70	16.00	No
	802.11be(EHT20) (RU26)/4	6	2437	15.85	16.00	No
	802.11be(EHT20) (RU26)/8	11	2462	15.49	16.00	No
	802.11be(EHT20) (RU26)/8	12	2467	15.32	15.50	No
	802.11be(EHT20) (RU26)/8	13	2472	14.79	15.00	No
	802.11be(EHT20) (RU52)/37	1	2412	15.15	16.00	No
	802.11be(EHT20) (RU52)/39	6	2437	15.10	16.00	No
	802.11be(EHT20) (RU52)/40	11	2462	15.52	16.00	No
	802.11be(EHT20) (RU52)/40	12	2467	14.61	15.50	No
	802.11be(EHT20) (RU52)/40	13	2472	14.92	15.50	No
	802.11be(EHT20) (RU106)/53	1	2412	15.71	16.00	No
	802.11be(EHT20) (RU106)/53	6	2437	15.55	16.00	No
	802.11be(EHT20) (RU106)/54	11	2462	15.58	16.00	No
	802.11be(EHT20) (RU106)/53	12	2467	14.88	15.50	No
	802.11be(EHT20) (RU106)/54	13	2472	14.78	15.50	No

Note: According KDB 248227 D01 SAR is not required for the following 2.4 GHz OFDM conditions. When the highest reported SAR for DSSS is adjusted by the ratio of OFDM to DSSS specified maximum output power and the adjusted SAR is ≤ 1.2 W/kg.

Adjusted SAR = Report SAR * (max power (OFDM)/ max power (DSSS)) = 0.724 * (39.81mW/39.81mW) = 0.724 W/Kg, so the 2.4G OFDM SAR test is not required.

8.1.2 2.4G WIFI (Main Antenna) (Laptop Mode)

Band (GHz)	Mode	Channel	Freq. (MHz)	Conducted Power (dBm)	Tune-up Limit (dBm)	SAR Test Require.
2.4	802.11b	1	2412	15.02	15.50	Yes
		6	2437	15.42	15.50	Yes
		11	2462	15.40	15.50	Yes
		12	2467	14.76	15.00	No
		13	2472	12.27	13.00	No
	802.11g	1	2412	14.87	15.50	No
		6	2437	15.35	15.50	No
		11	2462	15.22	15.50	No
		12	2467	15.00	15.50	No
		13	2472	15.06	15.50	No
	VHT20	1	2412	14.90	15.50	No
		6	2437	14.76	15.50	No
		11	2462	14.87	15.50	No
		12	2467	14.66	15.50	No
		13	2472	14.83	15.50	No
	VHT40	3	2422	14.68	15.50	No
		6	2437	15.27	15.50	No
		9	2452	14.94	15.50	No
		10	2457	14.60	15.50	No
		11	2462	14.65	15.50	No
	802.11ax(HE20) (SU)	1	2412	14.57	15.50	No
		6	2437	15.09	15.50	No
		11	2462	15.32	15.50	No
		12	2467	14.95	15.50	No
		13	2472	14.84	15.50	No
	802.11ax(HE40) (SU)	3	2422	14.72	15.50	No
		6	2437	15.21	15.50	No
		9	2452	14.86	15.50	No
		10	2457	15.28	15.50	No
		11	2462	15.18	15.50	No
	802.11be(EHT20) (SU)	1	2412	15.24	15.50	No
		6	2437	14.81	15.50	No
		11	2462	14.87	15.50	No
		12	2467	15.02	15.50	No
		13	2472	14.96	15.50	No
	802.11be(EHT40) (SU)	3	2422	14.70	15.50	No
		6	2437	15.21	15.50	No
		9	2452	14.62	15.50	No
		10	2457	14.63	15.50	No

		11	2462	15.02	15.50	No
	802.11be(EHT20) (RU26)/0	1	2412	14.55	15.50	No
	802.11be(EHT20) (RU26)/4	6	2437	15.19	15.50	No
	802.11be(EHT20) (RU26)/8	11	2462	14.69	15.50	No
	802.11be(EHT20) (RU26)/8	12	2467	14.62	15.50	No
	802.11be(EHT20) (RU26)/8	13	2472	15.16	15.50	No
	802.11be(EHT20) (RU52)/37	1	2412	15.16	15.50	No
	802.11be(EHT20) (RU52)/39	6	2437	14.93	15.50	No
	802.11be(EHT20) (RU52)/40	11	2462	14.55	15.50	No
	802.11be(EHT20) (RU52)/40	12	2467	15.14	15.50	No
	802.11be(EHT20) (RU52)/40	13	2472	14.60	15.50	No
	802.11be(EHT20) (RU106)/53	1	2412	14.59	15.50	No
	802.11be(EHT20) (RU106)/53	6	2437	15.05	15.50	No
	802.11be(EHT20) (RU106)/54	11	2462	15.15	15.50	No
	802.11be(EHT20) (RU106)/53	12	2467	15.26	15.50	No
	802.11be(EHT20) (RU106)/54	13	2472	14.87	15.50	No

Note: According KDB 248227 D01 SAR is not required for the following 2.4 GHz OFDM conditions. When the highest reported SAR for DSSS is adjusted by the ratio of OFDM to DSSS specified maximum output power and the adjusted SAR is ≤ 1.2 W/kg.

Adjusted SAR = Report SAR * (max power (OFDM)/ max power (DSSS)) = 1.045 * (35.48mW/35.48mW) = 1.045 W/Kg, so the 2.4G OFDM SAR test is not required.

8.1.3 2.4G WIFI (MIMO) (Laptop Mode)

Band (GHz)	Mode	Channel	Freq. (MHz)	Conducted Power (dBm)	Tune-up Limit (dBm)	SAR Test Require.
2.4	802.11b	1	2412	18.33	18.50	No
		6	2437	17.87	18.50	No
		11	2462	18.11	18.50	No
		12	2467	17.80	18.00	No
		13	2472	15.51	16.00	No
	802.11g	1	2412	18.09	18.50	No
		6	2437	17.84	18.50	No
		11	2462	17.97	18.50	No
		12	2467	17.74	18.50	No
		13	2472	17.56	18.50	No
	VHT20	1	2412	17.87	18.50	No
		6	2437	17.65	18.50	No
		11	2462	17.69	18.50	No
		12	2467	17.84	18.50	No
		13	2472	17.61	18.50	No
	VHT40	3	2422	18.26	18.50	No
		6	2437	18.26	18.50	No
		9	2452	17.70	18.50	No
		10	2457	18.30	18.50	No
		11	2462	18.06	18.50	No
	802.11ax(HE20) (SU)	1	2412	17.75	18.50	No
		6	2437	17.68	18.50	No
		11	2462	18.02	18.50	No
		12	2467	18.09	18.50	No
		13	2472	18.02	18.50	No
	802.11ax(HE40) (SU)	3	2422	18.00	18.50	No
		6	2437	17.60	18.50	No
		9	2452	18.19	18.50	No
		10	2457	17.64	18.50	No
		11	2462	18.09	18.50	No
	802.11be(EHT20) (SU)	1	2412	17.66	18.50	No
		6	2437	18.15	18.50	No
11		2462	18.20	18.50	No	
12		2467	18.20	18.50	No	
13		2472	18.28	18.50	No	
802.11be(EHT40) (SU)	3	2422	18.09	18.50	No	
	6	2437	18.03	18.50	No	
	9	2452	17.62	18.50	No	
	10	2457	17.91	18.50	No	

		11	2462	18.28	18.50	No
	802.11be(EHT20) (RU26)/0	1	2412	18.21	18.50	No
	802.11be(EHT20) (RU26)/4	6	2437	18.30	18.50	No
	802.11be(EHT20) (RU26)/8	11	2462	18.15	18.50	No
	802.11be(EHT20) (RU26)/8	12	2467	17.63	18.50	No
	802.11be(EHT20) (RU26)/8	13	2472	18.28	18.50	No
	802.11be(EHT20) (RU52)/37	1	2412	17.73	18.50	No
	802.11be(EHT20) (RU52)/39	6	2437	17.76	18.50	No
	802.11be(EHT20) (RU52)/40	11	2462	18.27	18.50	No
	802.11be(EHT20) (RU52)/40	12	2467	17.63	18.50	No
	802.11be(EHT20) (RU52)/40	13	2472	17.64	18.50	No
	802.11be(EHT20) (RU106)/53	1	2412	17.63	18.50	No
	802.11be(EHT20) (RU106)/53	6	2437	17.73	18.50	No
	802.11be(EHT20) (RU106)/54	11	2462	17.68	18.50	No
	802.11be(EHT20) (RU106)/53	12	2467	17.85	18.50	No
	802.11be(EHT20) (RU106)/54	13	2472	17.66	18.50	No

Note: For WiFi SAR testing was performed on single antenna RF power in SISO mode that is larger to the single antenna RF power in MIMO mode, and for RF exposure assessment of MIMO mode simultaneous transmission used more conservative "Max. (main ant) + Max. (aux. ant)" method to determine SAR compliance. When the sum of 1-g SISO transmission SAR measurement is <math>< 1.6 \text{ W/kg}</math>, or the SPLSR value ≤ 0.04 the MIMO SAR test is not required.

8.1.4 5G WIFI (Aux. Antenna) (Laptop Mode)

Band (GHz)	Mode	Channel	Freq. (MHz)	Conducted Power (dBm)	Tune-up Limit (dBm)	SAR Test Require.
5.2	802.11a	36	5180	13.69	14.00	No
		40	5200	13.10	14.00	No
		48	5240	13.80	14.00	No
	802.11n(HT20)	36	5180	13.81	14.00	No
		40	5200	13.54	14.00	No
		48	5240	13.75	14.00	No
	802.11n(HT40)	38	5190	13.06	14.00	No
		46	5230	13.11	14.00	No
	802.11ac(VHT20)	36	5180	13.35	14.00	No
		40	5200	13.18	14.00	No
		48	5240	13.21	14.00	No
	802.11ac(VHT40)	38	5190	13.78	14.00	No
		46	5230	13.31	14.00	No
	802.11ac(VHT80)	42	5210	13.17	14.00	No
	802.11ac(VHT160)	50	5250	10.24	11.00	No
	802.11ax(HE20) (SU)	36	5180	13.80	14.00	No
		40	5200	13.55	14.00	No
		48	5240	13.61	14.00	No
	802.11ax(HE40) (SU)	38	5190	13.26	14.00	No
		46	5230	13.09	14.00	No
	802.11ax(HE80) (SU)	42	5210	13.69	14.00	No
	802.11ax(HE160) (SU)	50	5250	10.07	11.00	No
	802.11be(EHT20) (SU)	36	5180	13.31	14.00	No
		40	5200	13.59	14.00	No
		48	5240	13.22	14.00	No
	802.11be(EHT40) (SU)	38	5190	13.67	14.00	No
		46	5230	13.45	14.00	No
	802.11be(EHT80) (SU)	42	5210	13.66	14.00	No
	802.11be(EHT160) (SU)	50	5250	11.09	12.00	No
	802.11ax(HE20) (RU26)/0	36	5180	11.75	12.00	No
802.11ax(HE20) (RU26)/4	40	5200	13.57	14.00	No	
802.11ax(HE20) (RU26)/8	48	5240	13.33	14.00	No	
802.11ax(HE20)	36	5180	13.62	14.00	No	

	(RU52)/37					
	802.11ax(HE20) (RU52)/39	40	5200	13.53	14.00	No
	802.11ax(HE20) (RU52)/40	48	5240	13.63	14.00	No
	802.11ax(HE20) (RU106)/53	36	5180	13.83	14.00	No
	802.11ax(HE20) (RU106)/53	40	5200	13.54	14.00	No
	802.11ax(HE20) (RU106)/54	48	5240	13.42	14.00	No
	802.11be(EHT20) (RU26)/0	36	5180	11.87	13.50	No
	802.11be(EHT20) (RU26)/4	40	5200	13.42	14.00	No
	802.11be(EHT20) (RU26)/8	48	5240	13.79	14.00	No
	802.11be(EHT20) (RU52)/37	36	5180	13.60	14.00	No
	802.11be(EHT20) (RU52)/39	40	5200	13.77	14.00	No
	802.11be(EHT20) (RU52)/40	48	5240	13.25	14.00	No
	802.11be(EHT20) (RU106)/53	36	5180	13.45	14.00	No
	802.11be(EHT20) (RU106)/53	40	5200	13.59	14.00	No
	802.11be(EHT20) (RU106)/54	48	5240	13.05	14.00	No
5.3	802.11a	52	5260	13.67	14.00	No
		60	5300	13.12	14.00	No
		64	5320	13.16	14.00	No
	802.11n(HT20)	52	5260	13.75	14.00	No
		60	5300	13.08	14.00	No
		64	5320	13.77	14.00	No
	802.11n(HT40)	54	5270	13.82	14.00	No
		62	5310	13.41	14.00	No
	802.11ac(VHT20)	52	5260	13.79	14.00	No
		60	5300	13.40	14.00	No
		64	5320	13.56	14.00	No
	802.11ac(VHT40)	54	5270	13.48	14.00	No
		62	5310	13.53	14.00	No
	802.11ac(VHT80)	58	5290	13.45	14.00	Yes

802.11ax(HE20) (SU)	52	5260	13.42	14.00	No
	60	5300	13.30	14.00	No
	64	5320	13.66	14.00	No
802.11ax(HE40) (SU)	54	5270	13.33	14.00	No
	62	5310	13.37	14.00	No
802.11ax(HE80) (SU)	58	5290	13.19	14.00	No
802.11be(EHT20) (SU)	52	5260	13.10	14.00	No
	60	5300	13.68	14.00	No
	64	5320	13.56	14.00	No
802.11be(EHT40) (SU)	54	5270	13.20	14.00	No
	62	5310	13.74	14.00	No
802.11be(EHT80) (SU)	58	5290	13.60	14.00	No
802.11ax(HE20) (RU26)/0	52	5260	13.31	14.00	No
802.11ax(HE20) (RU26)/4	60	5300	13.66	14.00	No
802.11ax(HE20) (RU26)/8	64	5320	10.49	11.00	No
802.11ax(HE20) (RU52)/37	52	5260	13.36	14.00	No
802.11ax(HE20) (RU52)/39	60	5300	13.19	14.00	No
802.11ax(HE20) (RU52)/40	64	5320	13.28	14.00	No
802.11ax(HE20) (RU106)/53	52	5260	13.83	14.00	No
802.11ax(HE20) (RU106)/53	60	5300	13.82	14.00	No
802.11ax(HE20) (RU106)/54	64	5320	13.80	14.00	No
802.11be(EHT20) (RU26)/0	52	5260	13.76	14.00	No
802.11be(EHT20) (RU26)/4	60	5300	13.85	14.00	No
802.11be(EHT20) (RU26)/8	64	5320	10.74	11.00	No
802.11be(EHT20) (RU52)/37	52	5260	13.43	14.00	No
802.11be(EHT20) (RU52)/39	60	5300	13.38	14.00	No
802.11be(EHT20)	64	5320	13.76	14.00	No

	(RU52)/40					
	802.11be(EHT20) (RU106)/53	52	5260	13.20	14.00	No
	802.11be(EHT20) (RU106)/53	60	5300	13.36	14.00	No
	802.11be(EHT20) (RU106)/54	64	5320	13.08	14.00	No
5.6	802.11a	100	5500	15.55	16.00	No
		116	5580	15.80	16.00	No
		140	5700	15.19	16.00	No
		144	5720	15.21	16.00	No
	802.11n(HT20)	100	5500	15.79	16.00	No
		116	5580	15.10	16.00	No
		140	5700	15.65	16.00	No
		144	5720	15.77	16.00	No
	802.11n(HT40)	102	5510	15.59	16.00	No
		110	5550	15.54	16.00	No
		134	5670	15.83	16.00	No
		142	5710	15.29	16.00	No
	802.11ac(VHT20)	100	5500	15.83	16.00	No
		116	5580	15.61	16.00	No
		140	5700	15.12	16.00	No
		144	5720	15.70	16.00	No
	802.11ac(VHT40)	102	5510	15.28	16.00	No
		110	5550	15.32	16.00	No
		134	5670	15.42	16.00	No
		142	5710	15.05	16.00	No
	802.11ac(VHT80)	106	5530	15.72	16.00	No
		122	5610	15.68	16.00	No
		138	5690	15.83	16.00	No
	802.11ac(VHT160)	114	5570	15.56	16.00	Yes
	802.11ax(HE20) (SU)	100	5500	15.44	16.00	No
		116	5580	15.70	16.00	No
		140	5700	15.26	16.00	No
		144	5720	15.83	16.00	No
	802.11ax(HE40) (SU)	102	5510	15.25	16.00	No
		110	5550	15.66	16.00	No
		134	5670	15.11	16.00	No
		142	5710	15.78	16.00	No
802.11ax(HE80) (SU)	106	5530	15.81	16.00	No	
	122	5610	15.19	16.00	No	
	138	5690	15.62	16.00	No	
802.11ax(HE160)	114	5570	15.29	16.00	No	

	(SU)					
802.11be(EHT20)	(SU)	100	5500	15.67	16.00	No
	(SU)	116	5580	15.11	16.00	No
	(SU)	140	5700	15.62	16.00	No
	(SU)	144	5720	15.75	16.00	No
802.11be(EHT40)	(SU)	102	5510	15.71	16.00	No
	(SU)	110	5550	15.37	16.00	No
	(SU)	134	5670	15.64	16.00	No
	(SU)	142	5710	15.56	16.00	No
802.11be(EHT80)	(SU)	106	5530	15.75	16.00	No
	(SU)	122	5610	15.66	16.00	No
	(SU)	138	5690	15.10	16.00	No
802.11be(EHT160)	(SU)	114	5570	15.76	16.00	No
802.11ax(HE20)	(RU26)/0	100	5500	9.12	10.00	No
802.11ax(HE20)	(RU26)/4	116	5580	15.27	16.00	No
802.11ax(HE20)	(RU26)/8	140	5700	8.32	9.00	No
802.11ax(HE20)	(RU26)/8	144	5720	14.09	15.00	No
802.11ax(HE20)	(RU52)/37	100	5500	12.12	13.00	No
802.11ax(HE20)	(RU52)/39	116	5580	15.81	16.00	No
802.11ax(HE20)	(RU52)/40	140	5700	11.05	12.00	No
802.11ax(HE20)	(RU52)/40	144	5720	15.68	16.00	No
802.11ax(HE20)	(RU106)/53	100	5500	15.28	16.00	No
802.11ax(HE20)	(RU106)/53	116	5580	15.67	16.00	No
802.11ax(HE20)	(RU106)/54	140	5700	13.83	14.00	No
802.11ax(HE20)	(RU106)/54	144	5720	15.35	16.00	No
802.11be(EHT20)	(RU26)/0	100	5500	9.42	10.00	No
802.11be(EHT20)	(RU26)/4	116	5580	15.14	16.00	No
802.11be(EHT20)	(RU26)/4	140	5700	8.52	9.00	No

	(RU26)/8					
	802.11be(EHT20) (RU26)/8	144	5720	14.39	15.00	No
	802.11be(EHT20) (RU52)/37	100	5500	12.26	13.00	No
	802.11be(EHT20) (RU52)/39	116	5580	15.10	16.00	No
	802.11be(EHT20) (RU52)/39	140	5700	10.56	11.00	No
	802.11be(EHT20) (RU52)/40	144	5720	15.15	16.00	No
	802.11be(EHT20) (RU106)/53	100	5500	15.56	16.00	No
	802.11be(EHT20) (RU106)/53	116	5580	15.24	16.00	No
	802.11be(EHT20) (RU106)/54	140	5700	13.46	14.00	No
	802.11be(EHT20) (RU106)/54	144	5720	15.16	16.00	No
5.8	802.11a	149	5745	15.52	16.00	No
		157	5785	15.70	16.00	No
		165	5825	15.32	16.00	No
	802.11n(HT20)	149	5745	15.34	16.00	No
		157	5785	15.44	16.00	No
		165	5825	15.76	16.00	No
	802.11n(HT40)	151	5755	15.68	16.00	No
		159	5795	15.60	16.00	No
	802.11ac(VHT20)	149	5745	15.48	16.00	No
		157	5785	15.47	16.00	No
		165	5825	15.32	16.00	No
	802.11ac(VHT40)	151	5755	15.58	16.00	No
		159	5795	15.64	16.00	No
	802.11ac(VHT80)	155	5775	15.69	16.00	Yes
	802.11ax(HE20) (SU)	149	5745	15.12	16.00	No
		157	5785	15.24	16.00	No
		165	5825	15.50	16.00	No
	802.11ax(HE40) (SU)	151	5755	15.85	16.00	No
		159	5795	15.49	16.00	No
	802.11ax(HE80) (SU)	155	5775	15.53	16.00	No
	802.11be(EHT20) (SU)	149	5745	15.12	16.00	No
		157	5785	15.25	16.00	No
		165	5825	15.16	16.00	No

	802.11be(EHT40) (SU)	151	5755	15.21	16.00	No
		159	5795	15.25	16.00	No
	802.11be(EHT80) (SU)	155	5775	15.29	16.00	No
	802.11ax(HE20) (RU26)/0	149	5745	15.19	16.00	No
	802.11ax(HE20) (RU26)/4	157	5785	15.68	16.00	No
	802.11ax(HE20) (RU26)/8	165	5825	15.44	16.00	No
	802.11ax(HE20) (RU52)/37	149	5745	15.22	16.00	No
	802.11ax(HE20) (RU52)/39	157	5785	15.69	16.00	No
	802.11ax(HE20) (RU52)/40	165	5825	15.31	16.00	No
	802.11ax(HE20) (RU106)/53	149	5745	15.05	16.00	No
	802.11ax(HE20) (RU106)/54	157	5785	15.36	16.00	No
	802.11ax(HE20) (RU106)/54	165	5825	15.67	16.00	No
	802.11be(EHT20) (RU26)/0	149	5745	15.44	16.00	No
	802.11be(EHT20) (RU26)/4	157	5785	15.45	16.00	No
	802.11be(EHT20) (RU26)/8	165	5825	15.16	16.00	No
	802.11be(EHT20) (RU52)/37	149	5745	15.33	16.00	No
	802.11be(EHT20) (RU52)/39	157	5785	15.33	16.00	No
	802.11be(EHT20) (RU52)/40	165	5825	15.40	16.00	No
	802.11be(EHT20) (RU106)/53	149	5745	15.25	16.00	No
	802.11be(EHT20) (RU106)/53	157	5785	15.71	16.00	No
802.11be(EHT20) (RU106)/54	165	5825	15.65	16.00	No	
5.9	802.11a	169	5845	15.40	16.00	No
		173	5865	15.26	16.00	No
		177	5885	15.29	16.00	No

802.11n(HT20)	169	5845	15.42	16.00	No
	173	5865	15.70	16.00	No
802.11n(HT40)	177	5885	15.24	16.00	No
	167	5835	15.21	16.00	No
802.11ac(VHT20)	175	5875	15.40	16.00	No
	169	5845	15.48	16.00	No
802.11ac(VHT40)	173	5865	15.80	16.00	No
	177	5885	15.26	16.00	No
802.11ac(VHT80)	167	5835	15.81	16.00	No
	175	5875	15.38	16.00	No
802.11ac(VHT160)	171	5855	15.11	16.00	No
802.11ax(HE20) (SU)	163	5815	15.31	16.00	Yes
	169	5845	15.75	16.00	No
	173	5865	15.13	16.00	No
802.11ax(HE40) (SU)	177	5885	15.06	16.00	No
	167	5835	15.17	16.00	No
802.11ax(HE80) (SU)	175	5875	15.67	16.00	No
	171	5855	15.47	16.00	No
802.11ax(HE160) (SU)	163	5815	15.77	16.00	No
802.11be(EHT20) (SU)	169	5845	15.34	16.00	No
	173	5865	15.58	16.00	No
	177	5885	15.54	16.00	No
802.11be(EHT40) (SU)	167	5835	15.24	16.00	No
	175	5875	15.06	16.00	No
802.11be(EHT80) (SU)	171	5855	15.39	16.00	No
802.11be(EHT160) (SU)	163	5815	15.71	16.00	No
802.11ax(HE20) (RU26)/0	169	5845	12.48	13.00	No
802.11ax(HE20) (RU26)/4	173	5865	12.40	13.00	No
802.11ax(HE20) (RU26)/8	177	5885	12.31	13.00	No
802.11ax(HE20) (RU52)/37	169	5845	14.61	15.00	No
802.11ax(HE20) (RU52)/39	173	5865	14.06	15.00	No
802.11ax(HE20) (RU52)/40	177	5885	14.18	15.00	No
802.11ax(HE20)	169	5845	15.60	16.00	No

	(RU106)/53					
	802.11ax(HE20) (RU106)/54	173	5865	15.19	16.00	No
	802.11ax(HE20) (RU106)/54	177	5885	15.18	16.00	No
	802.11be(EHT20) (RU26)/0	169	5845	12.53	13.00	No
	802.11be(EHT20) (RU26)/4	173	5865	12.80	13.00	No
	802.11be(EHT20) (RU26)/8	177	5885	12.62	13.00	No
	802.11be(EHT20) (RU52)/37	169	5845	14.26	15.00	No
	802.11be(EHT20) (RU52)/39	173	5865	14.24	15.00	No
	802.11be(EHT20) (RU52)/40	177	5885	14.55	15.00	No
	802.11be(EHT20) (RU106)/53	169	5845	15.20	16.00	No
	802.11be(EHT20) (RU106)/54	173	5865	15.78	16.00	No
	802.11be(EHT20) (RU106)/54	177	5885	15.57	16.00	No

Note: When the same maximum output power is specified for both bands, begin SAR measurement in U-NII-2A band by applying the OFDM SAR requirements. If the highest reported SAR for a test configuration is ≤ 1.2 W/kg, SAR is not required for U-NII-1 band for that configuration (802.11 mode and exposure condition); otherwise, each band is tested independently for SAR.

8.1.5 5G WIFI (Main Antenna) (Laptop Mode)

Band (GHz)	Mode	Channel	Freq. (MHz)	Conducted Power (dBm)	Tune-up Limit (dBm)	SAR Test Require.
5.2	802.11a	36	5180	13.62	14.00	No
		40	5200	13.57	14.00	No
		48	5240	13.09	14.00	No
	802.11n(HT20)	36	5180	13.79	14.00	No
		40	5200	13.37	14.00	No
		48	5240	13.71	14.00	No
	802.11n(HT40)	38	5190	13.29	14.00	No
		46	5230	13.39	14.00	No
	802.11ac(VHT20)	36	5180	13.54	14.00	No
		40	5200	13.54	14.00	No
		48	5240	13.53	14.00	No
	802.11ac(VHT40)	38	5190	13.76	14.00	No
		46	5230	13.61	14.00	No
	802.11ac(VHT80)	42	5210	13.33	14.00	No
	802.11ac(VHT160)	50	5250	10.29	11.00	No
	802.11ax(HE20) (SU)	36	5180	13.37	14.00	No
		40	5200	13.09	14.00	No
		48	5240	13.51	14.00	No
	802.11ax(HE40) (SU)	38	5190	13.76	14.00	No
		46	5230	13.57	14.00	No
	802.11ax(HE80) (SU)	42	5210	13.82	14.00	No
	802.11ax(HE160) (SU)	50	5250	10.30	11.00	No
	802.11be(EHT20) (SU)	36	5180	13.84	14.00	No
		40	5200	13.12	14.00	No
		48	5240	13.58	14.00	No
	802.11be(EHT40) (SU)	38	5190	13.81	14.00	No
		46	5230	13.06	14.00	No
	802.11be(EHT80) (SU)	42	5210	13.50	14.00	No
	802.11be(EHT160) (SU)	50	5250	11.06	12.00	No
	802.11ax(HE20) (RU26)/0	36	5180	11.27	12.00	No
802.11ax(HE20) (RU26)/4	40	5200	13.41	14.00	No	
802.11ax(HE20) (RU26)/8	48	5240	13.64	14.00	No	
802.11ax(HE20)	36	5180	13.58	14.00	No	

	(RU52)/37					
	802.11ax(HE20) (RU52)/39	40	5200	13.49	14.00	No
	802.11ax(HE20) (RU52)/40	48	5240	13.21	14.00	No
	802.11ax(HE20) (RU106)/53	36	5180	13.37	14.00	No
	802.11ax(HE20) (RU106)/53	40	5200	13.28	14.00	No
	802.11ax(HE20) (RU106)/54	48	5240	13.78	14.00	No
	802.11be(EHT20) (RU26)/0	36	5180	11.88	13.50	No
	802.11be(EHT20) (RU26)/4	40	5200	13.42	14.00	No
	802.11be(EHT20) (RU26)/8	48	5240	13.38	14.00	No
	802.11be(EHT20) (RU52)/37	36	5180	13.61	14.00	No
	802.11be(EHT20) (RU52)/39	40	5200	13.07	14.00	No
	802.11be(EHT20) (RU52)/40	48	5240	13.21	14.00	No
	802.11be(EHT20) (RU106)/53	36	5180	13.14	14.00	No
	802.11be(EHT20) (RU106)/53	40	5200	13.73	14.00	No
	802.11be(EHT20) (RU106)/54	48	5240	13.56	14.00	No
5.3	802.11a	52	5260	13.30	14.00	No
		60	5300	13.67	14.00	No
		64	5320	13.37	14.00	No
	802.11n(HT20)	52	5260	13.12	14.00	No
		60	5300	13.15	14.00	No
		64	5320	13.84	14.00	No
	802.11n(HT40)	54	5270	13.67	14.00	No
		62	5310	13.13	14.00	No
	802.11ac(VHT20)	52	5260	13.60	14.00	No
		60	5300	13.43	14.00	No
		64	5320	13.79	14.00	No
	802.11ac(VHT40)	54	5270	13.78	14.00	No
		62	5310	13.45	14.00	No
	802.11ac(VHT80)	58	5290	13.48	14.00	Yes

802.11ax(HE20) (SU)	52	5260	13.83	14.00	No
	60	5300	13.35	14.00	No
	64	5320	13.31	14.00	No
802.11ax(HE40) (SU)	54	5270	13.44	14.00	No
	62	5310	13.82	14.00	No
802.11ax(HE80) (SU)	58	5290	13.41	14.00	No
802.11be(EHT20) (SU)	52	5260	13.64	14.00	No
	60	5300	13.68	14.00	No
	64	5320	13.58	14.00	No
802.11be(EHT40) (SU)	54	5270	13.13	14.00	No
	62	5310	13.26	14.00	No
802.11be(EHT80) (SU)	58	5290	13.39	14.00	No
802.11ax(HE20) (RU26)/0	52	5260	13.53	14.00	No
802.11ax(HE20) (RU26)/4	60	5300	13.65	14.00	No
802.11ax(HE20) (RU26)/8	64	5320	10.07	11.00	No
802.11ax(HE20) (RU52)/37	52	5260	13.18	14.00	No
802.11ax(HE20) (RU52)/39	60	5300	13.60	14.00	No
802.11ax(HE20) (RU52)/40	64	5320	13.53	14.00	No
802.11ax(HE20) (RU106)/53	52	5260	13.34	14.00	No
802.11ax(HE20) (RU106)/53	60	5300	13.34	14.00	No
802.11ax(HE20) (RU106)/54	64	5320	13.41	14.00	No
802.11be(EHT20) (RU26)/0	52	5260	13.17	14.00	No
802.11be(EHT20) (RU26)/4	60	5300	13.33	14.00	No
802.11be(EHT20) (RU26)/8	64	5320	10.12	11.00	No
802.11be(EHT20) (RU52)/37	52	5260	13.20	14.00	No
802.11be(EHT20) (RU52)/39	60	5300	13.66	14.00	No
802.11be(EHT20)	64	5320	13.76	14.00	No

	(RU52)/40					
	802.11be(EHT20) (RU106)/53	52	5260	13.80	14.00	No
	802.11be(EHT20) (RU106)/53	60	5300	13.23	14.00	No
	802.11be(EHT20) (RU106)/54	64	5320	13.45	14.00	No
5.6	802.11a	100	5500	15.30	16.00	No
		116	5580	15.75	16.00	No
		140	5700	15.72	16.00	No
		144	5720	15.83	16.00	No
	802.11n(HT20)	100	5500	15.42	16.00	No
		116	5580	15.27	16.00	No
		140	5700	15.07	16.00	No
		144	5720	15.60	16.00	No
	802.11n(HT40)	102	5510	15.70	16.00	No
		110	5550	15.49	16.00	No
		134	5670	15.68	16.00	No
		142	5710	15.75	16.00	No
	802.11ac(VHT20)	100	5500	15.10	16.00	No
		116	5580	15.35	16.00	No
		140	5700	15.49	16.00	No
		144	5720	15.60	16.00	No
	802.11ac(VHT40)	102	5510	15.62	16.00	No
		110	5550	15.38	16.00	No
		134	5670	15.64	16.00	No
		142	5710	15.41	16.00	No
	802.11ac(VHT80)	106	5530	15.39	16.00	No
		122	5610	15.45	16.00	No
		138	5690	15.66	16.00	No
	802.11ac(VHT160)	114	5570	15.54	16.00	Yes
	802.11ax(HE20) (SU)	100	5500	15.22	16.00	No
		116	5580	15.45	16.00	No
		140	5700	15.62	16.00	No
		144	5720	15.43	16.00	No
	802.11ax(HE40) (SU)	102	5510	15.06	16.00	No
		110	5550	15.72	16.00	No
		134	5670	15.39	16.00	No
		142	5710	15.83	16.00	No
	802.11ax(HE80) (SU)	106	5530	15.34	16.00	No
		122	5610	15.44	16.00	No
		138	5690	15.13	16.00	No
	802.11ax(HE160)	114	5570	15.70	16.00	No

	(SU)					
802.11be(EHT20)	(SU)	100	5500	15.39	16.00	No
	(SU)	116	5580	15.50	16.00	No
	(SU)	140	5700	15.22	16.00	No
	(SU)	144	5720	15.39	16.00	No
802.11be(EHT40)	(SU)	102	5510	15.57	16.00	No
	(SU)	110	5550	15.35	16.00	No
	(SU)	134	5670	15.66	16.00	No
	(SU)	142	5710	15.36	16.00	No
802.11be(EHT80)	(SU)	106	5530	15.65	16.00	No
	(SU)	122	5610	15.39	16.00	No
	(SU)	138	5690	15.68	16.00	No
802.11be(EHT160)	(SU)	114	5570	15.57	16.00	No
802.11ax(HE20)	(RU26)/0	100	5500	9.59	10.00	No
802.11ax(HE20)	(RU26)/4	116	5580	15.23	16.00	No
802.11ax(HE20)	(RU26)/8	140	5700	8.10	9.00	No
802.11ax(HE20)	(RU26)/8	144	5720	14.23	15.00	No
802.11ax(HE20)	(RU52)/37	100	5500	12.25	13.00	No
802.11ax(HE20)	(RU52)/39	116	5580	15.37	16.00	No
802.11ax(HE20)	(RU52)/40	140	5700	11.01	12.00	No
802.11ax(HE20)	(RU52)/40	144	5720	15.25	16.00	No
802.11ax(HE20)	(RU106)/53	100	5500	15.40	16.00	No
802.11ax(HE20)	(RU106)/53	116	5580	15.16	16.00	No
802.11ax(HE20)	(RU106)/54	140	5700	13.08	14.00	No
802.11ax(HE20)	(RU106)/54	144	5720	15.31	16.00	No
802.11be(EHT20)	(RU26)/0	100	5500	9.83	10.00	No
802.11be(EHT20)	(RU26)/4	116	5580	15.37	16.00	No
802.11be(EHT20)	(RU26)/4	140	5700	8.27	9.00	No

	(RU26)/8					
	802.11be(EHT20) (RU26)/8	144	5720	14.05	15.00	No
	802.11be(EHT20) (RU52)/37	100	5500	12.25	13.00	No
	802.11be(EHT20) (RU52)/39	116	5580	15.56	16.00	No
	802.11be(EHT20) (RU52)/39	140	5700	10.16	11.00	No
	802.11be(EHT20) (RU52)/40	144	5720	15.23	16.00	No
	802.11be(EHT20) (RU106)/53	100	5500	15.56	16.00	No
	802.11be(EHT20) (RU106)/53	116	5580	15.26	16.00	No
	802.11be(EHT20) (RU106)/54	140	5700	13.27	14.00	No
	802.11be(EHT20) (RU106)/54	144	5720	15.27	16.00	No
5.8	802.11a	149	5745	15.05	16.00	No
		157	5785	15.06	16.00	No
		165	5825	15.60	16.00	No
	802.11n(HT20)	149	5745	15.09	16.00	No
		157	5785	15.69	16.00	No
		165	5825	15.20	16.00	No
	802.11n(HT40)	151	5755	15.85	16.00	No
		159	5795	15.38	16.00	No
	802.11ac(VHT20)	149	5745	15.49	16.00	No
		157	5785	15.42	16.00	No
		165	5825	15.78	16.00	No
	802.11ac(VHT40)	151	5755	15.50	16.00	No
		159	5795	15.36	16.00	No
	802.11ac(VHT80)	155	5775	15.38	16.00	Yes
	802.11ax(HE20) (SU)	149	5745	15.57	16.00	No
		157	5785	15.56	16.00	No
		165	5825	15.50	16.00	No
	802.11ax(HE40) (SU)	151	5755	15.15	16.00	No
		159	5795	15.40	16.00	No
	802.11ax(HE80) (SU)	155	5775	15.38	16.00	No
	802.11be(EHT20) (SU)	149	5745	15.70	16.00	No
		157	5785	15.26	16.00	No
		165	5825	15.84	16.00	No

	802.11be(EHT40) (SU)	151	5755	15.83	16.00	No
		159	5795	15.58	16.00	No
	802.11be(EHT80) (SU)	155	5775	15.08	16.00	No
	802.11ax(HE20) (RU26)/0	149	5745	15.70	16.00	No
	802.11ax(HE20) (RU26)/4	157	5785	15.05	16.00	No
	802.11ax(HE20) (RU26)/8	165	5825	15.48	16.00	No
	802.11ax(HE20) (RU52)/37	149	5745	15.08	16.00	No
	802.11ax(HE20) (RU52)/39	157	5785	15.39	16.00	No
	802.11ax(HE20) (RU52)/40	165	5825	15.16	16.00	No
	802.11ax(HE20) (RU106)/53	149	5745	15.33	16.00	No
	802.11ax(HE20) (RU106)/54	157	5785	15.19	16.00	No
	802.11ax(HE20) (RU106)/54	165	5825	15.42	16.00	No
	802.11be(EHT20) (RU26)/0	149	5745	15.36	16.00	No
	802.11be(EHT20) (RU26)/4	157	5785	15.84	16.00	No
	802.11be(EHT20) (RU26)/8	165	5825	15.78	16.00	No
	802.11be(EHT20) (RU52)/37	149	5745	15.14	16.00	No
	802.11be(EHT20) (RU52)/39	157	5785	15.31	16.00	No
	802.11be(EHT20) (RU52)/40	165	5825	15.55	16.00	No
	802.11be(EHT20) (RU106)/53	149	5745	15.52	16.00	No
	802.11be(EHT20) (RU106)/53	157	5785	15.78	16.00	No
802.11be(EHT20) (RU106)/54	165	5825	15.36	16.00	No	
5.9	802.11a	169	5845	15.25	16.00	No
		173	5865	15.22	16.00	No
		177	5885	15.07	16.00	No

802.11n(HT20)	169	5845	15.51	16.00	No
	173	5865	15.76	16.00	No
802.11n(HT40)	177	5885	15.21	16.00	No
	167	5835	15.73	16.00	No
802.11ac(VHT20)	175	5875	15.66	16.00	No
	169	5845	15.40	16.00	No
802.11ac(VHT40)	173	5865	15.51	16.00	No
	177	5885	15.60	16.00	No
802.11ac(VHT80)	167	5835	15.64	16.00	No
	175	5875	15.40	16.00	No
802.11ac(VHT160)	171	5855	15.08	16.00	No
802.11ac(VHT160)	163	5815	15.73	16.00	Yes
802.11ax(HE20) (SU)	169	5845	15.18	16.00	No
	173	5865	15.76	16.00	No
802.11ax(HE40) (SU)	177	5885	15.57	16.00	No
	167	5835	15.30	16.00	No
802.11ax(HE80) (SU)	175	5875	15.21	16.00	No
	171	5855	15.27	16.00	No
802.11ax(HE160) (SU)	163	5815	15.79	16.00	No
802.11be(EHT20) (SU)	169	5845	15.84	16.00	No
	173	5865	15.20	16.00	No
802.11be(EHT40) (SU)	177	5885	15.24	16.00	No
	167	5835	15.73	16.00	No
802.11be(EHT80) (SU)	175	5875	15.65	16.00	No
	171	5855	15.69	16.00	No
802.11be(EHT160) (SU)	163	5815	15.43	16.00	No
802.11ax(HE20) (RU26)/0	169	5845	12.52	13.00	No
802.11ax(HE20) (RU26)/4	173	5865	12.47	13.00	No
802.11ax(HE20) (RU26)/8	177	5885	12.64	13.00	No
802.11ax(HE20) (RU52)/37	169	5845	14.54	15.00	No
802.11ax(HE20) (RU52)/39	173	5865	14.77	15.00	No
802.11ax(HE20) (RU52)/40	177	5885	14.78	15.00	No
802.11ax(HE20)	169	5845	15.24	16.00	No

	(RU106)/53					
	802.11ax(HE20) (RU106)/54	173	5865	15.84	16.00	No
	802.11ax(HE20) (RU106)/54	177	5885	15.22	16.00	No
	802.11be(EHT20) (RU26)/0	169	5845	12.43	13.00	No
	802.11be(EHT20) (RU26)/4	173	5865	12.79	13.00	No
	802.11be(EHT20) (RU26)/8	177	5885	12.12	13.00	No
	802.11be(EHT20) (RU52)/37	169	5845	14.43	15.00	No
	802.11be(EHT20) (RU52)/39	173	5865	14.23	15.00	No
	802.11be(EHT20) (RU52)/40	177	5885	14.49	15.00	No
	802.11be(EHT20) (RU106)/53	169	5845	15.80	16.00	No
	802.11be(EHT20) (RU106)/54	173	5865	15.19	16.00	No
	802.11be(EHT20) (RU106)/54	177	5885	15.43	16.00	No

Note: When the same maximum output power is specified for both bands, begin SAR measurement in U-NII-2A band by applying the OFDM SAR requirements. If the highest reported SAR for a test configuration is ≤ 1.2 W/kg, SAR is not required for U-NII-1 band for that configuration (802.11 mode and exposure condition); otherwise, each band is tested independently for SAR.

8.1.6 5G WIFI (MIMO) (Laptop Mode)

Band (GHz)	Mode	Channel	Freq. (MHz)	Conducted Power (dBm)	Tune-up Limit (dBm)	SAR Test Require.
5.2	802.11a	36	5180	16.50	17.00	No
		40	5200	16.74	17.00	No
		48	5240	16.24	17.00	No
	802.11n(HT20)	36	5180	16.64	17.00	No
		40	5200	16.72	17.00	No
		48	5240	16.69	17.00	No
	802.11n(HT40)	38	5190	16.74	17.00	No
		46	5230	16.31	17.00	No
	802.11ac(VHT20)	36	5180	16.06	17.00	No
		40	5200	16.67	17.00	No
		48	5240	16.33	17.00	No
	802.11ac(VHT40)	38	5190	16.23	17.00	No
		46	5230	16.59	17.00	No
	802.11ac(VHT80)	42	5210	16.30	17.00	No
	802.11ac(VHT160)	50	5250	13.77	14.00	No
	802.11ax(HE20) (SU)	36	5180	16.85	17.00	No
		40	5200	16.44	17.00	No
		48	5240	16.35	17.00	No
	802.11ax(HE40) (SU)	38	5190	16.42	17.00	No
		46	5230	16.63	17.00	No
	802.11ax(HE80) (SU)	42	5210	16.63	17.00	No
	802.11ax(HE160) (SU)	50	5250	13.39	14.00	No
	802.11be(EHT20) (SU)	36	5180	16.37	17.00	No
		40	5200	16.64	17.00	No
		48	5240	16.60	17.00	No
	802.11be(EHT40) (SU)	38	5190	16.68	17.00	No
		46	5230	16.10	17.00	No
	802.11be(EHT80) (SU)	42	5210	16.16	17.00	No
	802.11be(EHT160) (SU)	50	5250	16.24	15.00	No
	802.11ax(HE20) (RU26)/0	36	5180	16.73	15.00	No
802.11ax(HE20) (RU26)/4	40	5200	16.64	17.00	No	
802.11ax(HE20) (RU26)/8	48	5240	16.72	17.00	No	
802.11ax(HE20)	36	5180	16.80	17.00	No	

	(RU52)/37					
	802.11ax(HE20) (RU52)/39	40	5200	16.21	17.00	No
	802.11ax(HE20) (RU52)/40	48	5240	16.16	17.00	No
	802.11ax(HE20) (RU106)/53	36	5180	16.60	17.00	No
	802.11ax(HE20) (RU106)/53	40	5200	16.66	17.00	No
	802.11ax(HE20) (RU106)/54	48	5240	16.32	17.00	No
	802.11be(EHT20) (RU26)/0	36	5180	15.98	16.50	No
	802.11be(EHT20) (RU26)/4	40	5200	16.22	17.00	No
	802.11be(EHT20) (RU26)/8	48	5240	16.44	17.00	No
	802.11be(EHT20) (RU52)/37	36	5180	16.28	17.00	No
	802.11be(EHT20) (RU52)/39	40	5200	16.78	17.00	No
	802.11be(EHT20) (RU52)/40	48	5240	16.66	17.00	No
	802.11be(EHT20) (RU106)/53	36	5180	16.78	17.00	No
	802.11be(EHT20) (RU106)/53	40	5200	16.26	17.00	No
	802.11be(EHT20) (RU106)/54	48	5240	16.11	17.00	No
5.3	802.11a	52	5260	16.62	17.00	No
		60	5300	16.78	17.00	No
		64	5320	16.59	17.00	No
	802.11n(HT20)	52	5260	16.66	17.00	No
		60	5300	16.21	17.00	No
		64	5320	16.47	17.00	No
	802.11n(HT40)	54	5270	16.34	17.00	No
		62	5310	16.66	17.00	No
	802.11ac(VHT20)	52	5260	16.69	17.00	No
		60	5300	16.39	17.00	No
		64	5320	16.21	17.00	No
	802.11ac(VHT40)	54	5270	16.62	17.00	No
		62	5310	16.18	17.00	No
	802.11ac(VHT80)	58	5290	16.64	17.00	No

802.11ax(HE20) (SU)	52	5260	16.84	17.00	No
	60	5300	16.34	17.00	No
	64	5320	16.43	17.00	No
802.11ax(HE40) (SU)	54	5270	16.42	17.00	No
	62	5310	16.37	17.00	No
802.11ax(HE80) (SU)	58	5290	16.19	17.00	No
802.11be(EHT20) (SU)	52	5260	16.14	17.00	No
	60	5300	16.34	17.00	No
	64	5320	16.80	17.00	No
802.11be(EHT40) (SU)	54	5270	16.13	17.00	No
	62	5310	16.40	17.00	No
802.11be(EHT80) (SU)	58	5290	16.76	17.00	No
802.11ax(HE20) (RU26)/0	52	5260	16.34	17.00	No
802.11ax(HE20) (RU26)/4	60	5300	16.62	17.00	No
802.11ax(HE20) (RU26)/8	64	5320	13.16	14.00	No
802.11ax(HE20) (RU52)/37	52	5260	16.65	17.00	No
802.11ax(HE20) (RU52)/39	60	5300	16.66	17.00	No
802.11ax(HE20) (RU52)/40	64	5320	16.84	17.00	No
802.11ax(HE20) (RU106)/53	52	5260	16.58	17.00	No
802.11ax(HE20) (RU106)/53	60	5300	16.19	17.00	No
802.11ax(HE20) (RU106)/54	64	5320	16.65	17.00	No
802.11be(EHT20) (RU26)/0	52	5260	16.34	17.00	No
802.11be(EHT20) (RU26)/4	60	5300	16.39	17.00	No
802.11be(EHT20) (RU26)/8	64	5320	13.21	14.00	No
802.11be(EHT20) (RU52)/37	52	5260	16.77	17.00	No
802.11be(EHT20) (RU52)/39	60	5300	16.32	17.00	No
802.11be(EHT20)	64	5320	16.35	17.00	No

	(RU52)/40					
	802.11be(EHT20) (RU106)/53	52	5260	16.52	17.00	No
	802.11be(EHT20) (RU106)/53	60	5300	16.82	17.00	No
	802.11be(EHT20) (RU106)/54	64	5320	16.46	17.00	No
5.6	802.11a	100	5500	18.32	19.00	No
		116	5580	18.73	19.00	No
		140	5700	18.59	19.00	No
		144	5720	18.85	19.00	No
	802.11n(HT20)	100	5500	18.15	19.00	No
		116	5580	18.61	19.00	No
		140	5700	18.73	19.00	No
		144	5720	18.23	19.00	No
	802.11n(HT40)	102	5510	18.22	19.00	No
		110	5550	18.84	19.00	No
		134	5670	18.47	19.00	No
		142	5710	18.85	19.00	No
	802.11ac(VHT20)	100	5500	18.23	19.00	No
		116	5580	18.08	19.00	No
		140	5700	18.85	19.00	No
		144	5720	18.16	19.00	No
	802.11ac(VHT40)	102	5510	18.17	19.00	No
		110	5550	18.35	19.00	No
		134	5670	18.70	19.00	No
		142	5710	18.45	19.00	No
	802.11ac(VHT80)	106	5530	18.18	19.00	No
		122	5610	18.59	19.00	No
		138	5690	18.17	19.00	No
	802.11ac(VHT160)	114	5570	18.22	19.00	No
	802.11ax(HE20) (SU)	100	5500	18.16	19.00	No
		116	5580	18.31	19.00	No
		140	5700	18.15	19.00	No
		144	5720	18.62	19.00	No
	802.11ax(HE40) (SU)	102	5510	18.84	19.00	No
		110	5550	18.47	19.00	No
		134	5670	18.64	19.00	No
		142	5710	18.78	19.00	No
802.11ax(HE80) (SU)	106	5530	18.45	19.00	No	
	122	5610	18.58	19.00	No	
	138	5690	18.06	19.00	No	
802.11ax(HE160)	114	5570	18.16	19.00	No	

	(SU)					
802.11be(EHT20)	(SU)	100	5500	18.58	19.00	No
		116	5580	18.26	19.00	No
		140	5700	18.85	19.00	No
		144	5720	18.36	19.00	No
802.11be(EHT40)	(SU)	102	5510	18.05	19.00	No
		110	5550	18.72	19.00	No
		134	5670	18.62	19.00	No
		142	5710	18.50	19.00	No
802.11be(EHT80)	(SU)	106	5530	18.79	19.00	No
		122	5610	18.36	19.00	No
		138	5690	18.78	19.00	No
802.11be(EHT160)	(SU)	114	5570	18.73	19.00	No
802.11ax(HE20)	(RU26)/0	100	5500	12.24	13.00	No
802.11ax(HE20)	(RU26)/4	116	5580	18.67	19.00	No
802.11ax(HE20)	(RU26)/8	140	5700	11.27	12.00	No
802.11ax(HE20)	(RU26)/8	144	5720	17.56	18.00	No
802.11ax(HE20)	(RU52)/37	100	5500	15.28	16.00	No
802.11ax(HE20)	(RU52)/39	116	5580	18.63	19.00	No
802.11ax(HE20)	(RU52)/40	140	5700	14.27	15.00	No
802.11ax(HE20)	(RU52)/40	144	5720	18.63	19.00	No
802.11ax(HE20)	(RU106)/53	100	5500	18.21	19.00	No
802.11ax(HE20)	(RU106)/53	116	5580	18.53	19.00	No
802.11ax(HE20)	(RU106)/54	140	5700	16.49	17.00	No
802.11ax(HE20)	(RU106)/54	144	5720	18.22	19.00	No
802.11be(EHT20)	(RU26)/0	100	5500	12.43	13.00	No
802.11be(EHT20)	(RU26)/4	116	5580	18.56	19.00	No
802.11be(EHT20)		140	5700	11.27	12.00	No

	(RU26)/8					
	802.11be(EHT20) (RU26)/8	144	5720	17.33	18.00	No
	802.11be(EHT20) (RU52)/37	100	5500	15.33	16.00	No
	802.11be(EHT20) (RU52)/39	116	5580	18.28	19.00	No
	802.11be(EHT20) (RU52)/39	140	5700	13.23	14.00	No
	802.11be(EHT20) (RU52)/40	144	5720	18.28	19.00	No
	802.11be(EHT20) (RU106)/53	100	5500	18.26	19.00	No
	802.11be(EHT20) (RU106)/53	116	5580	18.32	19.00	No
	802.11be(EHT20) (RU106)/54	140	5700	16.66	17.00	No
	802.11be(EHT20) (RU106)/54	144	5720	18.21	19.00	No
5.8	802.11a	149	5745	18.84	19.00	No
		157	5785	18.43	19.00	No
		165	5825	18.76	19.00	No
	802.11n(HT20)	149	5745	18.17	19.00	No
		157	5785	18.67	19.00	No
		165	5825	18.18	19.00	No
	802.11n(HT40)	151	5755	18.18	19.00	No
		159	5795	18.55	19.00	No
	802.11ac(VHT20)	149	5745	18.23	19.00	No
		157	5785	18.83	19.00	No
		165	5825	18.34	19.00	No
	802.11ac(VHT40)	151	5755	18.34	19.00	No
		159	5795	18.68	19.00	No
	802.11ac(VHT80)	155	5775	18.85	19.00	No
	802.11ax(HE20) (SU)	149	5745	18.38	19.00	No
		157	5785	18.66	19.00	No
		165	5825	18.81	19.00	No
	802.11ax(HE40) (SU)	151	5755	18.55	19.00	No
		159	5795	18.66	19.00	No
	802.11ax(HE80) (SU)	155	5775	18.42	19.00	No
	802.11be(EHT20) (SU)	149	5745	18.30	19.00	No
		157	5785	18.60	19.00	No
		165	5825	18.59	19.00	No

	802.11be(EHT40) (SU)	151	5755	18.14	19.00	No	
		159	5795	18.70	19.00	No	
	802.11be(EHT80) (SU)	155	5775	18.64	19.00	No	
	802.11ax(HE20) (RU26)/0	149	5745	18.43	19.00	No	
	802.11ax(HE20) (RU26)/4	157	5785	18.12	19.00	No	
	802.11ax(HE20) (RU26)/8	165	5825	18.53	19.00	No	
	802.11ax(HE20) (RU52)/37	149	5745	18.60	19.00	No	
	802.11ax(HE20) (RU52)/39	157	5785	18.79	19.00	No	
	802.11ax(HE20) (RU52)/40	165	5825	18.24	19.00	No	
	802.11ax(HE20) (RU106)/53	149	5745	18.28	19.00	No	
	802.11ax(HE20) (RU106)/54	157	5785	18.50	19.00	No	
	802.11ax(HE20) (RU106)/54	165	5825	18.71	19.00	No	
	802.11be(EHT20) (RU26)/0	149	5745	18.06	19.00	No	
	802.11be(EHT20) (RU26)/4	157	5785	18.51	19.00	No	
	802.11be(EHT20) (RU26)/8	165	5825	18.53	19.00	No	
	802.11be(EHT20) (RU52)/37	149	5745	18.17	19.00	No	
	802.11be(EHT20) (RU52)/39	157	5785	18.77	19.00	No	
	802.11be(EHT20) (RU52)/40	165	5825	18.46	19.00	No	
	802.11be(EHT20) (RU106)/53	149	5745	18.07	19.00	No	
	802.11be(EHT20) (RU106)/53	157	5785	18.85	19.00	No	
	802.11be(EHT20) (RU106)/54	165	5825	18.73	19.00	No	
	5.9	802.11a	169	5845	18.46	19.00	No
			173	5865	18.48	19.00	No
			177	5885	18.39	19.00	No

802.11n(HT20)	169	5845	18.47	19.00	No
	173	5865	18.78	19.00	No
802.11n(HT40)	177	5885	18.07	19.00	No
	167	5835	18.28	19.00	No
802.11ac(VHT20)	175	5875	18.35	19.00	No
	169	5845	18.55	19.00	No
802.11ac(VHT40)	173	5865	18.22	19.00	No
	177	5885	18.69	19.00	No
802.11ac(VHT80)	167	5835	18.63	19.00	No
	175	5875	18.39	19.00	No
802.11ac(VHT160)	171	5855	18.39	19.00	No
802.11ax(HE20) (SU)	163	5815	18.84	19.00	No
	169	5845	18.05	19.00	No
	173	5865	18.28	19.00	No
802.11ax(HE40) (SU)	177	5885	18.53	19.00	No
	167	5835	18.36	19.00	No
802.11ax(HE80) (SU)	175	5875	18.25	19.00	No
	171	5855	18.69	19.00	No
802.11ax(HE160) (SU)	163	5815	18.81	19.00	No
802.11be(EHT20) (SU)	169	5845	18.58	19.00	No
	173	5865	18.14	19.00	No
	177	5885	18.54	19.00	No
802.11be(EHT40) (SU)	167	5835	18.12	19.00	No
	175	5875	18.72	19.00	No
802.11be(EHT80) (SU)	171	5855	18.24	19.00	No
802.11be(EHT160) (SU)	163	5815	18.06	19.00	No
802.11ax(HE20) (RU26)/0	169	5845	15.78	16.00	No
802.11ax(HE20) (RU26)/4	173	5865	15.79	16.00	No
802.11ax(HE20) (RU26)/8	177	5885	15.55	16.00	No
802.11ax(HE20) (RU52)/37	169	5845	17.07	18.00	No
802.11ax(HE20) (RU52)/39	173	5865	17.48	18.00	No
802.11ax(HE20) (RU52)/40	177	5885	17.21	18.00	No
802.11ax(HE20)	169	5845	18.80	19.00	No

	(RU106)/53					
	802.11ax(HE20) (RU106)/54	173	5865	18.35	19.00	No
	802.11ax(HE20) (RU106)/54	177	5885	18.13	19.00	No
	802.11be(EHT20) (RU26)/0	169	5845	15.38	16.00	No
	802.11be(EHT20) (RU26)/4	173	5865	15.10	16.00	No
	802.11be(EHT20) (RU26)/8	177	5885	15.32	16.00	No
	802.11be(EHT20) (RU52)/37	169	5845	17.63	18.00	No
	802.11be(EHT20) (RU52)/39	173	5865	17.56	18.00	No
	802.11be(EHT20) (RU52)/40	177	5885	17.62	18.00	No
	802.11be(EHT20) (RU106)/53	169	5845	18.21	19.00	No
	802.11be(EHT20) (RU106)/54	173	5865	18.81	19.00	No
	802.11be(EHT20) (RU106)/54	177	5885	18.55	19.00	No

Note: For WiFi SAR testing was performed on single antenna RF power in SISO mode that is larger to the single antenna RF power in MIMO mode, and for RF exposure assessment of MIMO mode simultaneous transmission used more conservative “Max. (main ant) + Max. (aux. ant)” method to determine SAR compliance. When the sum of 1-g SISO transmission SAR measurement is <1.6 W/kg, or the SPLSR value ≤0.04 the MIMO SAR test is not required.

8.1.7 6G WIFI (Aux. Antenna) (Laptop Mode)

Band (GHz)	Mode	Channel	Freq. (MHz)	Conducted Power (dBm)	Tune-up Limit (dBm)	SAR Test Require.
6	802.11a	1	5955	6.06	7.00	No
		49	6195	6.54	7.00	No
		93	6415	6.60	7.00	No
		97	6435	6.06	7.00	No
		105	6475	6.53	7.00	No
		113	6515	6.39	7.00	No
		117	6535	6.47	7.00	No
		149	6695	6.33	7.00	No
		181	6855	6.16	7.00	No
		185	6875	6.10	7.00	No
		189	6895	6.50	7.00	No
		209	6995	6.56	7.00	No
		229	7095	6.55	7.00	No
		233	7115	6.38	7.00	No
	802.11ax(HE20) (SU)	1	5955	6.43	7.00	No
		49	6195	6.37	7.00	No
		93	6415	6.08	7.00	No
		97	6435	6.48	7.00	No
		105	6475	6.52	7.00	No
		113	6515	6.51	7.00	No
		117	6535	6.77	7.00	No
		149	6695	6.60	7.00	No
		181	6855	6.29	7.00	No
		185	6875	6.10	7.00	No
		209	6995	6.06	7.00	No
		233	7115	6.39	7.00	No
	802.11ax(HE40) (SU)	3	5965	9.68	10.00	No
		51	6205	9.34	10.00	No
		91	6405	9.61	10.00	No
		99	6445	9.34	10.00	No
		107	6485	9.60	10.00	No
		115	6525	9.74	10.00	No
		123	6565	9.10	10.00	No
		147	6685	9.08	10.00	No
		179	6845	9.62	10.00	No
		187	6885	9.26	10.00	No
195		6925	9.07	10.00	No	
211		7005	9.11	10.00	No	
227	7085	9.76	10.00	No		

	802.11ax(HE80) (SU)	7	5985	12.44	13.00	No
		55	6225	12.65	13.00	No
		87	6385	12.63	13.00	No
		103	6465	12.60	13.00	No
		119	6545	12.10	13.00	No
		135	6625	12.34	13.00	No
		151	6705	12.25	13.00	No
		167	6785	12.36	13.00	No
		183	6865	12.30	13.00	No
		199	6945	12.64	13.00	No
		215	7025	12.08	13.00	No
	802.11ax(HE160) (SU)	15	6025	12.43	13.00	Yes
		47	6185	12.64	13.00	Yes
		79	6345	12.81	13.00	Yes
		111	6505	12.32	13.00	Yes
		143	6665	12.46	13.00	Yes
		175	6825	12.33	13.00	Yes
		207	6985	12.70	13.00	Yes
	802.11be(EHT20) (SU)	1	5955	6.79	7.00	No
		49	6195	6.63	7.00	No
		93	6415	6.34	7.00	No
		97	6435	6.41	7.00	No
		105	6475	6.22	7.00	No
		113	6515	6.23	7.00	No
		117	6535	6.66	7.00	No
		149	6695	6.51	7.00	No
		181	6855	6.48	7.00	No
		185	6875	6.47	7.00	No
		209	6995	6.68	7.00	No
		233	7115	6.72	7.00	No
	802.11be(EHT40) (SU)	3	5965	9.41	10.00	No
		51	6205	9.79	10.00	No
		91	6405	9.21	10.00	No
		99	6445	9.52	10.00	No
		107	6485	9.63	10.00	No
		115	6525	9.17	10.00	No
		123	6565	9.71	10.00	No
		147	6685	9.07	10.00	No
		179	6845	9.38	10.00	No
		187	6885	9.77	10.00	No
		195	6925	9.10	10.00	No
		211	7005	9.24	10.00	No
227		7085	9.35	10.00	No	

	802.11be(EHT80) (SU)	7	5985	12.10	13.00	No
		55	6225	12.59	13.00	No
		87	6385	12.10	13.00	No
		103	6465	12.62	13.00	No
		119	6545	12.43	13.00	No
		135	6625	12.08	13.00	No
		151	6705	12.63	13.00	No
		167	6785	12.45	13.00	No
		183	6865	12.06	13.00	No
		199	6945	12.45	13.00	No
		215	7025	12.07	13.00	No
	802.11be(EHT160) (SU)	15	6025	12.61	13.00	No
		47	6185	12.62	13.00	No
		79	6345	12.62	13.00	No
		111	6505	12.14	13.00	No
		143	6665	12.08	13.00	No
		175	6825	12.79	13.00	No
		207	6985	12.65	13.00	No
	802.11be(EHT20) (RU26)	1	5955	-1.60	-1.00	No
		49	6195	-1.54	-1.00	No
		93	6415	-1.34	-1.00	No
		97	6435	-1.70	-1.00	No
		105	6475	-1.32	-1.00	No
		113	6515	-1.84	-1.00	No
		117	6535	-1.92	-1.00	No
		149	6695	-1.76	-1.00	No
		181	6855	-1.45	-1.00	No
		185	6875	-1.23	-1.00	No
		209	6995	-1.95	-1.00	No
		233	7115	-1.86	-1.00	No
	802.11be(EHT20) (RU52)	1	5955	0.95	1.50	No
		49	6195	1.28	1.50	No
		93	6415	1.28	1.50	No
		97	6435	0.59	1.50	No
		105	6475	1.14	1.50	No
		113	6515	1.24	1.50	No
		117	6535	1.21	1.50	No
		149	6695	1.18	1.50	No
		181	6855	0.69	1.50	No
		185	6875	0.57	1.50	No
		209	6995	0.85	1.50	No
		233	7115	0.88	1.50	No
802.11be(EHT20)	1	5955	3.41	4.00	No	

	(RU106)	49	6195	3.47	4.00	No
		93	6415	3.71	4.00	No
		97	6435	3.41	4.00	No
		105	6475	3.53	4.00	No
		113	6515	3.69	4.00	No
		117	6535	3.83	4.00	No
		149	6695	3.60	4.00	No
		181	6855	3.12	4.00	No
		185	6875	3.15	4.00	No
		209	6995	3.80	4.00	No
		233	7115	3.75	4.00	No

Note: When multiple channel bandwidth configurations in a frequency band have the same maximum tune-up output power, the test configuration is determined by applying the following steps sequentially.

1) The largest channel bandwidth configuration is selected between the multiple configurations in a frequency band with the same maximum tune-up output power.

8.1.8 6G WIFI (Main Antenna) (Laptop Mode)

Band (GHz)	Mode	Channel	Freq. (MHz)	Conducted Power (dBm)	Tune-up Limit (dBm)	SAR Test Require.
6	802.11a	1	5955	6.52	7.00	No
		49	6195	6.44	7.00	No
		93	6415	6.16	7.00	No
		97	6435	6.21	7.00	No
		105	6475	6.12	7.00	No
		113	6515	6.43	7.00	No
		117	6535	6.54	7.00	No
		149	6695	6.16	7.00	No
		181	6855	6.56	7.00	No
		185	6875	6.52	7.00	No
		189	6895	6.12	7.00	No
		209	6995	6.29	7.00	No
		229	7095	6.20	7.00	No
		233	7115	6.59	7.00	No
	802.11ax(HE20) (SU)	1	5955	6.48	7.00	No
		49	6195	6.19	7.00	No
		93	6415	6.70	7.00	No
		97	6435	6.55	7.00	No
		105	6475	6.26	7.00	No
		113	6515	6.20	7.00	No
		117	6535	6.07	7.00	No
		149	6695	6.24	7.00	No
		181	6855	6.80	7.00	No
		185	6875	6.38	7.00	No
		209	6995	6.21	7.00	No
		233	7115	6.07	7.00	No
	802.11ax(HE40) (SU)	3	5965	9.58	10.00	No
		51	6205	9.14	10.00	No
		91	6405	9.72	10.00	No
		99	6445	9.63	10.00	No
		107	6485	9.16	10.00	No
		115	6525	9.37	10.00	No
		123	6565	9.80	10.00	No
		147	6685	9.27	10.00	No
		179	6845	9.36	10.00	No
		187	6885	9.43	10.00	No
195		6925	9.54	10.00	No	
211		7005	9.71	10.00	No	
227	7085	9.40	10.00	No		

	802.11ax(HE80) (SU)	7	5985	12.63	13.00	No
		55	6225	12.34	13.00	No
		87	6385	12.54	13.00	No
		103	6465	12.56	13.00	No
		119	6545	12.68	13.00	No
		135	6625	12.12	13.00	No
		151	6705	12.45	13.00	No
		167	6785	12.33	13.00	No
		183	6865	12.68	13.00	No
		199	6945	12.42	13.00	No
		215	7025	12.14	13.00	No
	802.11ax(HE160) (SU)	15	6025	12.76	13.00	Yes
		47	6185	12.64	13.00	Yes
		79	6345	12.79	13.00	Yes
		111	6505	12.76	13.00	Yes
		143	6665	12.29	13.00	Yes
		175	6825	12.27	13.00	Yes
		207	6985	12.18	13.00	Yes
	802.11be(EHT20) (SU)	1	5955	6.19	7.00	No
		49	6195	6.34	7.00	No
		93	6415	6.31	7.00	No
		97	6435	6.51	7.00	No
		105	6475	6.81	7.00	No
		113	6515	6.73	7.00	No
		117	6535	6.78	7.00	No
		149	6695	6.51	7.00	No
		181	6855	6.36	7.00	No
		185	6875	6.08	7.00	No
		209	6995	6.79	7.00	No
		233	7115	6.68	7.00	No
	802.11be(EHT40) (SU)	3	5965	9.12	10.00	No
		51	6205	9.42	10.00	No
		91	6405	9.54	10.00	No
		99	6445	9.13	10.00	No
		107	6485	9.26	10.00	No
		115	6525	9.73	10.00	No
		123	6565	9.63	10.00	No
		147	6685	9.64	10.00	No
		179	6845	9.77	10.00	No
		187	6885	9.56	10.00	No
		195	6925	9.71	10.00	No
		211	7005	9.78	10.00	No
227		7085	9.78	10.00	No	

	802.11be(EHT80) (SU)	7	5985	12.62	13.00	No
		55	6225	12.60	13.00	No
		87	6385	12.07	13.00	No
		103	6465	12.56	13.00	No
		119	6545	12.36	13.00	No
		135	6625	12.11	13.00	No
		151	6705	12.19	13.00	No
		167	6785	12.64	13.00	No
		183	6865	12.69	13.00	No
		199	6945	12.65	13.00	No
		215	7025	12.30	13.00	No
	802.11be(EHT160) (SU)	15	6025	12.59	13.00	No
		47	6185	12.28	13.00	No
		79	6345	12.85	13.00	No
		111	6505	12.37	13.00	No
		143	6665	12.20	13.00	No
		175	6825	12.49	13.00	No
		207	6985	12.12	13.00	No
	802.11be(EHT20) (RU26)	1	5955	-1.30	-1.00	No
		49	6195	-1.41	-1.00	No
		93	6415	-1.20	-1.00	No
		97	6435	-1.92	-1.00	No
		105	6475	-1.66	-1.00	No
		113	6515	-1.41	-1.00	No
		117	6535	-1.79	-1.00	No
		149	6695	-1.57	-1.00	No
		181	6855	-1.52	-1.00	No
		185	6875	-1.68	-1.00	No
		209	6995	-1.36	-1.00	No
		233	7115	-1.70	-1.00	No
	802.11be(EHT20) (RU52)	1	5955	0.86	1.50	No
		49	6195	0.57	1.50	No
		93	6415	1.09	1.50	No
		97	6435	1.06	1.50	No
		105	6475	1.18	1.50	No
		113	6515	0.91	1.50	No
		117	6535	0.69	1.50	No
		149	6695	1.27	1.50	No
		181	6855	1.25	1.50	No
		185	6875	1.16	1.50	No
		209	6995	0.85	1.50	No
		233	7115	0.74	1.50	No
802.11be(EHT20)	1	5955	3.33	4.00	No	

(RU106)	49	6195	3.06	4.00	No
	93	6415	3.79	4.00	No
	97	6435	3.06	4.00	No
	105	6475	3.56	4.00	No
	113	6515	3.73	4.00	No
	117	6535	3.77	4.00	No
	149	6695	3.29	4.00	No
	181	6855	3.12	4.00	No
	185	6875	3.79	4.00	No
	209	6995	3.77	4.00	No
	233	7115	3.45	4.00	No

Note: When multiple channel bandwidth configurations in a frequency band have the same maximum tune-up output power, the test configuration is determined by applying the following steps sequentially.

- 1) The largest channel bandwidth configuration is selected between the multiple configurations in a frequency band with the same maximum tune-up output power.

8.1.9 6G WIFI (MIMO) (Laptop Mode)

Band (GHz)	Mode	Channel	Freq. (MHz)	Conducted Power (dBm)	Tune-up Limit (dBm)	SAR Test Require.
6	802.11a	1	5955	9.07	10.00	No
		49	6195	9.51	10.00	No
		93	6415	9.36	10.00	No
		97	6435	9.12	10.00	No
		105	6475	9.84	10.00	No
		113	6515	9.39	10.00	No
		117	6535	9.66	10.00	No
		149	6695	9.62	10.00	No
		181	6855	9.74	10.00	No
		185	6875	9.82	10.00	No
		189	6895	9.58	10.00	No
		209	6995	9.25	10.00	No
		229	7095	9.34	10.00	No
		233	7115	9.50	10.00	No
	802.11ax(HE20) (SU)	1	5955	9.15	10.00	No
		49	6195	9.24	10.00	No
		93	6415	9.18	10.00	No
		97	6435	9.29	10.00	No
		105	6475	9.73	10.00	No
		113	6515	9.66	10.00	No
		117	6535	9.57	10.00	No
		149	6695	9.20	10.00	No
		181	6855	9.16	10.00	No
		185	6875	9.58	10.00	No
		209	6995	9.80	10.00	No
		233	7115	9.46	10.00	No
	802.11ax(HE40) (SU)	3	5965	12.15	13.00	No
		51	6205	12.61	13.00	No
		91	6405	12.81	13.00	No
		99	6445	12.73	13.00	No
		107	6485	12.07	13.00	No
		115	6525	12.09	13.00	No
		123	6565	12.64	13.00	No
		147	6685	12.19	13.00	No
		179	6845	12.35	13.00	No
		187	6885	12.33	13.00	No
195		6925	12.46	13.00	No	
211		7005	12.67	13.00	No	
227	7085	12.54	13.00	No		

	802.11ax(HE80) (SU)	7	5985	15.48	16.00	No
		55	6225	15.55	16.00	No
		87	6385	15.50	16.00	No
		103	6465	15.50	16.00	No
		119	6545	15.54	16.00	No
		135	6625	15.30	16.00	No
		151	6705	15.12	16.00	No
		167	6785	15.44	16.00	No
		183	6865	15.32	16.00	No
		199	6945	15.72	16.00	No
		215	7025	15.73	16.00	No
	802.11ax(HE160) (SU)	15	6025	15.15	16.00	No
		47	6185	15.80	16.00	No
		79	6345	15.19	16.00	No
		111	6505	15.72	16.00	No
		143	6665	15.43	16.00	No
		175	6825	15.43	16.00	No
		207	6985	15.29	16.00	No
	802.11be(EHT20) (SU)	1	5955	9.67	10.00	No
		49	6195	9.32	10.00	No
		93	6415	9.19	10.00	No
		97	6435	9.78	10.00	No
		105	6475	9.23	10.00	No
		113	6515	9.38	10.00	No
		117	6535	9.50	10.00	No
		149	6695	9.18	10.00	No
		181	6855	9.14	10.00	No
		185	6875	9.40	10.00	No
		209	6995	9.75	10.00	No
		233	7115	9.13	10.00	No
	802.11be(EHT40) (SU)	3	5965	12.73	13.00	No
		51	6205	12.06	13.00	No
		91	6405	12.15	13.00	No
		99	6445	12.82	13.00	No
		107	6485	12.77	13.00	No
		115	6525	12.14	13.00	No
		123	6565	12.30	13.00	No
		147	6685	12.75	13.00	No
		179	6845	12.10	13.00	No
		187	6885	12.44	13.00	No
		195	6925	12.43	13.00	No
		211	7005	12.72	13.00	No
227		7085	12.31	13.00	No	

	802.11be(EHT80) (SU)	7	5985	15.51	16.00	No
		55	6225	15.07	16.00	No
		87	6385	15.60	16.00	No
		103	6465	15.84	16.00	No
		119	6545	15.18	16.00	No
		135	6625	15.58	16.00	No
		151	6705	15.14	16.00	No
		167	6785	15.24	16.00	No
		183	6865	15.38	16.00	No
		199	6945	15.16	16.00	No
		215	7025	15.37	16.00	No
	802.11be(EHT160) (SU)	15	6025	15.10	16.00	No
		47	6185	15.17	16.00	No
		79	6345	15.13	16.00	No
		111	6505	15.84	16.00	No
		143	6665	15.41	16.00	No
		175	6825	15.39	16.00	No
		207	6985	15.41	16.00	No
	802.11be(EHT20) (RU26)	1	5955	1.55	2.00	No
		49	6195	1.15	2.00	No
		93	6415	1.11	2.00	No
		97	6435	1.40	2.00	No
		105	6475	1.13	2.00	No
		113	6515	1.80	2.00	No
		117	6535	1.30	2.00	No
		149	6695	1.82	2.00	No
		181	6855	1.73	2.00	No
		185	6875	1.73	2.00	No
		209	6995	1.53	2.00	No
		233	7115	1.09	2.00	No
	802.11be(EHT20) (RU52)	1	5955	4.13	4.50	No
		49	6195	3.56	4.50	No
		93	6415	4.19	4.50	No
		97	6435	3.69	4.50	No
		105	6475	3.76	4.50	No
		113	6515	3.82	4.50	No
		117	6535	4.15	4.50	No
		149	6695	4.06	4.50	No
		181	6855	4.13	4.50	No
		185	6875	3.83	4.50	No
		209	6995	3.91	4.50	No
		233	7115	3.88	4.50	No
	802.11be(EHT20)	1	5955	6.37	7.00	No

	(RU106)	49	6195	6.47	7.00	No
		93	6415	6.72	7.00	No
		97	6435	6.51	7.00	No
		105	6475	6.42	7.00	No
		113	6515	6.24	7.00	No
		117	6535	6.26	7.00	No
		149	6695	6.14	7.00	No
		181	6855	6.53	7.00	No
		185	6875	6.66	7.00	No
		209	6995	6.11	7.00	No
		233	7115	6.54	7.00	No

Note: For WiFi SAR testing was performed on single antenna RF power in SISO mode that is larger to the single antenna RF power in MIMO mode, and for RF exposure assessment of MIMO mode simultaneous transmission used more conservative "Max. (main ant) + Max. (aux. ant) " method to determine SAR compliance. When the sum of 1-g SISO transmission SAR measurement is <1.6 W/kg, or the SPLSR value ≤ 0.04 the MIMO SAR test is not required.

8.1.10 2.4G WIFI (Aux. Antenna) (Tablet Mode)

Band (GHz)	Mode	Channel	Freq. (MHz)	Conducted Power (dBm)	Tune-up Limit (dBm)	SAR Test Require.
2.4	802.11b	1	2412	11.64	12.00	No
		6	2437	11.71	12.00	Yes
		11	2462	11.68	12.00	No
		12	2467	11.21	11.50	No
		13	2472	10.76	11.50	No
	802.11g	1	2412	11.58	12.00	No
		6	2437	11.24	12.00	No
		11	2462	11.15	12.00	No
		12	2467	11.59	12.00	No
		13	2472	11.49	12.00	No
	VHT20	1	2412	11.63	12.00	No
		6	2437	11.50	12.00	No
		11	2462	11.59	12.00	No
		12	2467	11.55	12.00	No
		13	2472	11.78	12.00	No
	VHT40	3	2422	11.08	12.00	No
		6	2437	11.81	12.00	No
		9	2452	11.73	12.00	No
		10	2457	11.25	12.00	No
		11	2462	11.37	12.00	No
	802.11ax(HE20) (SU)	1	2412	11.71	12.00	No
		6	2437	11.37	12.00	No
		11	2462	11.85	12.00	No
		12	2467	11.26	12.00	No
		13	2472	11.39	12.00	No
	802.11ax(HE40) (SU)	3	2422	11.40	12.00	No
		6	2437	11.57	12.00	No
		9	2452	11.05	12.00	No
		10	2457	11.51	12.00	No
		11	2462	11.72	12.00	No
	802.11be(EHT20) (SU)	1	2412	11.55	12.00	No
		6	2437	11.14	12.00	No
		11	2462	11.33	12.00	No
		12	2467	11.10	12.00	No
		13	2472	11.56	12.00	No
	802.11be(EHT40) (SU)	3	2422	11.43	12.00	No
		6	2437	11.35	12.00	No
		9	2452	11.79	12.00	No
		10	2457	11.20	12.00	No

		11	2462	11.63	12.00	No
	802.11be(EHT20) (RU26)/0	1	2412	11.25	12.00	No
	802.11be(EHT20) (RU26)/4	6	2437	11.83	12.00	No
	802.11be(EHT20) (RU26)/8	11	2462	11.71	12.00	No
	802.11be(EHT20) (RU26)/8	12	2467	11.61	12.00	No
	802.11be(EHT20) (RU26)/8	13	2472	11.15	12.00	No
	802.11be(EHT20) (RU52)/37	1	2412	11.65	12.00	No
	802.11be(EHT20) (RU52)/39	6	2437	11.23	12.00	No
	802.11be(EHT20) (RU52)/40	11	2462	11.84	12.00	No
	802.11be(EHT20) (RU52)/40	12	2467	11.54	12.00	No
	802.11be(EHT20) (RU52)/40	13	2472	11.07	12.00	No
	802.11be(EHT20) (RU106)/53	1	2412	11.50	12.00	No
	802.11be(EHT20) (RU106)/53	6	2437	11.47	12.00	No
	802.11be(EHT20) (RU106)/54	11	2462	11.46	12.00	No
	802.11be(EHT20) (RU106)/53	12	2467	11.47	12.00	No
	802.11be(EHT20) (RU106)/54	13	2472	11.46	12.00	No

Note: According KDB 248227 D01 SAR is not required for the following 2.4 GHz OFDM conditions. When the highest reported SAR for DSSS is adjusted by the ratio of OFDM to DSSS specified maximum output power and the adjusted SAR is ≤ 1.2 W/kg.

Adjusted SAR = Report SAR * (max power (OFDM)/ max power (DSSS)) = 0.519 * (15.85mW/15.85mW) = 0.519 W/Kg, so the 2.4G OFDM SAR test is not required.

8.1.11 2.4G WIFI (Main Antenna) (Tablet Mode)

Band (GHz)	Mode	Channel	Freq. (MHz)	Conducted Power (dBm)	Tune-up Limit (dBm)	SAR Test Require.
2.4	802.11b	1	2412	11.75	12.00	No
		6	2437	11.81	12.00	Yes
		11	2462	11.76	12.00	No
		12	2467	11.11	11.50	No
		13	2472	11.33	11.50	No
	802.11g	1	2412	11.55	12.00	No
		6	2437	11.53	12.00	No
		11	2462	11.78	12.00	No
		12	2467	11.39	12.00	No
		13	2472	11.59	12.00	No
	VHT20	1	2412	11.27	12.00	No
		6	2437	11.58	12.00	No
		11	2462	11.39	12.00	No
		12	2467	11.37	12.00	No
		13	2472	11.72	12.00	No
	VHT40	3	2422	11.13	12.00	No
		6	2437	11.26	12.00	No
		9	2452	11.68	12.00	No
		10	2457	11.22	12.00	No
		11	2462	11.29	12.00	No
	802.11ax(HE20) (SU)	1	2412	11.74	12.00	No
		6	2437	11.50	12.00	No
		11	2462	11.64	12.00	No
		12	2467	11.63	12.00	No
		13	2472	11.72	12.00	No
	802.11ax(HE40) (SU)	3	2422	11.56	12.00	No
		6	2437	11.62	12.00	No
		9	2452	11.25	12.00	No
		10	2457	11.29	12.00	No
		11	2462	11.46	12.00	No
	802.11be(EHT20) (SU)	1	2412	11.12	12.00	No
		6	2437	11.33	12.00	No
		11	2462	11.20	12.00	No
		12	2467	11.67	12.00	No
		13	2472	11.76	12.00	No
	802.11be(EHT40) (SU)	3	2422	11.55	12.00	No
		6	2437	11.12	12.00	No
		9	2452	11.08	12.00	No
		10	2457	11.16	12.00	No

		11	2462	11.43	12.00	No
	802.11be(EHT20) (RU26)/0	1	2412	11.58	12.00	No
	802.11be(EHT20) (RU26)/4	6	2437	11.60	12.00	No
	802.11be(EHT20) (RU26)/8	11	2462	11.14	12.00	No
	802.11be(EHT20) (RU26)/8	12	2467	11.29	12.00	No
	802.11be(EHT20) (RU26)/8	13	2472	11.09	12.00	No
	802.11be(EHT20) (RU52)/37	1	2412	11.37	12.00	No
	802.11be(EHT20) (RU52)/39	6	2437	11.22	12.00	No
	802.11be(EHT20) (RU52)/40	11	2462	11.56	12.00	No
	802.11be(EHT20) (RU52)/40	12	2467	11.81	12.00	No
	802.11be(EHT20) (RU52)/40	13	2472	11.33	12.00	No
	802.11be(EHT20) (RU106)/53	1	2412	11.20	12.00	No
	802.11be(EHT20) (RU106)/53	6	2437	11.77	12.00	No
	802.11be(EHT20) (RU106)/54	11	2462	11.27	12.00	No
	802.11be(EHT20) (RU106)/53	12	2467	11.32	12.00	No
	802.11be(EHT20) (RU106)/54	13	2472	11.21	12.00	No

Note: According KDB 248227 D01 SAR is not required for the following 2.4 GHz OFDM conditions. When the highest reported SAR for DSSS is adjusted by the ratio of OFDM to DSSS specified maximum output power and the adjusted SAR is ≤ 1.2 W/kg.

Adjusted SAR = Report SAR * (max power (OFDM)/ max power (DSSS)) = 0.870 * (15.85mW/15.85mW) = 0.870 W/Kg, so the 2.4G OFDM SAR test is not required.

8.1.12 2.4G WIFI (MIMO) (Tablet Mode)

Band (GHz)	Mode	Channel	Freq. (MHz)	Conducted Power (dBm)	Tune-up Limit (dBm)	SAR Test Require.
2.4	802.11b	1	2412	14.65	15.00	No
		6	2437	14.62	15.00	No
		11	2462	14.46	15.00	No
		12	2467	14.32	14.50	No
		13	2472	14.14	14.50	No
	802.11g	1	2412	14.74	15.00	No
		6	2437	14.72	15.00	No
		11	2462	14.44	15.00	No
		12	2467	14.73	15.00	No
		13	2472	14.40	15.00	No
	VHT20	1	2412	14.38	15.00	No
		6	2437	14.58	15.00	No
		11	2462	14.68	15.00	No
		12	2467	14.37	15.00	No
		13	2472	14.77	15.00	No
	VHT40	3	2422	14.57	15.00	No
		6	2437	14.46	15.00	No
		9	2452	14.07	15.00	No
		10	2457	14.26	15.00	No
		11	2462	14.75	15.00	No
	802.11ax(HE20) (SU)	1	2412	14.27	15.00	No
		6	2437	14.67	15.00	No
		11	2462	14.25	15.00	No
		12	2467	14.35	15.00	No
		13	2472	14.72	15.00	No
	802.11ax(HE40) (SU)	3	2422	14.69	15.00	No
		6	2437	14.45	15.00	No
		9	2452	14.32	15.00	No
		10	2457	14.14	15.00	No
		11	2462	14.45	15.00	No
	802.11be(EHT20) (SU)	1	2412	14.62	15.00	No
		6	2437	14.49	15.00	No
		11	2462	14.53	15.00	No
		12	2467	14.21	15.00	No
		13	2472	14.78	15.00	No
	802.11be(EHT40) (SU)	3	2422	14.48	15.00	No
6		2437	14.45	15.00	No	
9		2452	14.74	15.00	No	
10		2457	14.44	15.00	No	

		11	2462	14.15	15.00	No
	802.11be(EHT20) (RU26)/0	1	2412	14.81	15.00	No
	802.11be(EHT20) (RU26)/4	6	2437	14.71	15.00	No
	802.11be(EHT20) (RU26)/8	11	2462	14.17	15.00	No
	802.11be(EHT20) (RU26)/8	12	2467	14.45	15.00	No
	802.11be(EHT20) (RU26)/8	13	2472	14.34	15.00	No
	802.11be(EHT20) (RU52)/37	1	2412	14.77	15.00	No
	802.11be(EHT20) (RU52)/39	6	2437	14.77	15.00	No
	802.11be(EHT20) (RU52)/40	11	2462	14.51	15.00	No
	802.11be(EHT20) (RU52)/40	12	2467	14.56	15.00	No
	802.11be(EHT20) (RU52)/40	13	2472	14.57	15.00	No
	802.11be(EHT20) (RU106)/53	1	2412	14.47	15.00	No
	802.11be(EHT20) (RU106)/53	6	2437	14.68	15.00	No
	802.11be(EHT20) (RU106)/54	11	2462	14.22	15.00	No
	802.11be(EHT20) (RU106)/53	12	2467	14.12	15.00	No
	802.11be(EHT20) (RU106)/54	13	2472	14.74	15.00	No

Note: For WiFi SAR testing was performed on single antenna RF power in SISO mode that is larger to the single antenna RF power in MIMO mode, and for RF exposure assessment of MIMO mode simultaneous transmission used more conservative "Max. (main ant) + Max. (aux. ant)" method to determine SAR compliance. When the sum of 1-g SISO transmission SAR measurement is <math>< 1.6 \text{ W/kg}</math>, or the SPLSR value ≤ 0.04 the MIMO SAR test is not required.

8.1.13 5G WIFI (Aux. Antenna) (Tablet Mode)

Band (GHz)	Mode	Channel	Freq. (MHz)	Conducted Power (dBm)	Tune-up Limit (dBm)	SAR Test Require.
5.2	802.11a	36	5180	9.09	10.00	No
		40	5200	9.23	10.00	No
		48	5240	9.51	10.00	No
	802.11n(HT20)	36	5180	9.78	10.00	No
		40	5200	9.56	10.00	No
		48	5240	9.34	10.00	No
	802.11n(HT40)	38	5190	9.43	10.00	No
		46	5230	9.68	10.00	No
	802.11ac(VHT20)	36	5180	9.61	10.00	No
		40	5200	9.34	10.00	No
		48	5240	9.52	10.00	No
	802.11ac(VHT40)	38	5190	9.52	10.00	No
		46	5230	9.66	10.00	No
	802.11ac(VHT80)	42	5210	9.62	10.00	No
	802.11ac(VHT160)	50	5250	9.35	10.00	No
	802.11ax(HE20) (SU)	36	5180	9.06	10.00	No
		40	5200	9.29	10.00	No
		48	5240	9.09	10.00	No
	802.11ax(HE40) (SU)	38	5190	9.50	10.00	No
		46	5230	9.83	10.00	No
	802.11ax(HE80) (SU)	42	5210	9.38	10.00	No
	802.11ax(HE160) (SU)	50	5250	9.59	10.00	No
	802.11be(EHT20) (SU)	36	5180	9.32	10.00	No
		40	5200	9.43	10.00	No
		48	5240	9.23	10.00	No
	802.11be(EHT40) (SU)	38	5190	9.64	10.00	No
		46	5230	9.24	10.00	No
	802.11be(EHT80) (SU)	42	5210	9.49	10.00	No
	802.11be(EHT160) (SU)	50	5250	9.45	10.00	No
	802.11ax(HE20) (RU26)/0	36	5180	9.82	10.00	No
802.11ax(HE20) (RU26)/4	40	5200	9.81	10.00	No	
802.11ax(HE20) (RU26)/8	48	5240	9.32	10.00	No	
802.11ax(HE20)	36	5180	9.34	10.00	No	

	(RU52)/37					
	802.11ax(HE20) (RU52)/39	40	5200	9.68	10.00	No
	802.11ax(HE20) (RU52)/40	48	5240	9.21	10.00	No
	802.11ax(HE20) (RU106)/53	36	5180	9.43	10.00	No
	802.11ax(HE20) (RU106)/53	40	5200	9.14	10.00	No
	802.11ax(HE20) (RU106)/54	48	5240	9.70	10.00	No
	802.11be(EHT20) (RU26)/0	36	5180	9.30	10.00	No
	802.11be(EHT20) (RU26)/4	40	5200	9.55	10.00	No
	802.11be(EHT20) (RU26)/8	48	5240	9.63	10.00	No
	802.11be(EHT20) (RU52)/37	36	5180	9.79	10.00	No
	802.11be(EHT20) (RU52)/39	40	5200	9.08	10.00	No
	802.11be(EHT20) (RU52)/40	48	5240	9.59	10.00	No
	802.11be(EHT20) (RU106)/53	36	5180	9.70	10.00	No
	802.11be(EHT20) (RU106)/53	40	5200	9.16	10.00	No
	802.11be(EHT20) (RU106)/54	48	5240	9.38	10.00	No
5.3	802.11a	52	5260	9.11	10.00	No
		60	5300	9.09	10.00	No
		64	5320	9.80	10.00	No
	802.11n(HT20)	52	5260	9.31	10.00	No
		60	5300	9.69	10.00	No
		64	5320	9.30	10.00	No
	802.11n(HT40)	54	5270	9.14	10.00	No
		62	5310	9.61	10.00	No
	802.11ac(VHT20)	52	5260	9.11	10.00	No
		60	5300	9.44	10.00	No
		64	5320	9.69	10.00	No
	802.11ac(VHT40)	54	5270	9.72	10.00	No
		62	5310	9.17	10.00	No
	802.11ac(VHT80)	58	5290	9.68	10.00	Yes

802.11ax(HE20) (SU)	52	5260	9.18	10.00	No
	60	5300	9.11	10.00	No
	64	5320	9.44	10.00	No
802.11ax(HE40) (SU)	54	5270	9.80	10.00	No
	62	5310	9.40	10.00	No
802.11ax(HE80) (SU)	58	5290	9.58	10.00	No
802.11be(EHT20) (SU)	52	5260	9.70	10.00	No
	60	5300	9.28	10.00	No
	64	5320	9.73	10.00	No
802.11be(EHT40) (SU)	54	5270	9.31	10.00	No
	62	5310	9.34	10.00	No
802.11be(EHT80) (SU)	58	5290	9.25	10.00	No
802.11ax(HE20) (RU26)/0	52	5260	9.09	10.00	No
802.11ax(HE20) (RU26)/4	60	5300	9.16	10.00	No
802.11ax(HE20) (RU26)/8	64	5320	9.28	10.00	No
802.11ax(HE20) (RU52)/37	52	5260	9.13	10.00	No
802.11ax(HE20) (RU52)/39	60	5300	9.36	10.00	No
802.11ax(HE20) (RU52)/40	64	5320	9.56	10.00	No
802.11ax(HE20) (RU106)/53	52	5260	9.05	10.00	No
802.11ax(HE20) (RU106)/53	60	5300	9.47	10.00	No
802.11ax(HE20) (RU106)/54	64	5320	9.56	10.00	No
802.11be(EHT20) (RU26)/0	52	5260	9.24	10.00	No
802.11be(EHT20) (RU26)/4	60	5300	9.36	10.00	No
802.11be(EHT20) (RU26)/8	64	5320	9.81	10.00	No
802.11be(EHT20) (RU52)/37	52	5260	9.38	10.00	No
802.11be(EHT20) (RU52)/39	60	5300	9.05	10.00	No
802.11be(EHT20)	64	5320	9.72	10.00	No

	(RU52)/40					
	802.11be(EHT20) (RU106)/53	52	5260	9.65	10.00	No
	802.11be(EHT20) (RU106)/53	60	5300	9.54	10.00	No
	802.11be(EHT20) (RU106)/54	64	5320	9.14	10.00	No
5.6	802.11a	100	5500	9.74	10.00	No
		116	5580	9.33	10.00	No
		140	5700	9.34	10.00	No
		144	5720	9.49	10.00	No
	802.11n(HT20)	100	5500	9.65	10.00	No
		116	5580	9.06	10.00	No
		140	5700	9.41	10.00	No
		144	5720	9.27	10.00	No
	802.11n(HT40)	102	5510	9.25	10.00	No
		110	5550	9.81	10.00	No
		134	5670	9.57	10.00	No
		142	5710	9.44	10.00	No
	802.11ac(VHT20)	100	5500	9.77	10.00	No
		116	5580	9.37	10.00	No
		140	5700	9.46	10.00	No
		144	5720	9.18	10.00	No
	802.11ac(VHT40)	102	5510	9.38	10.00	No
		110	5550	9.28	10.00	No
		134	5670	9.77	10.00	No
		142	5710	9.49	10.00	No
	802.11ac(VHT80)	106	5530	9.49	10.00	No
		122	5610	9.52	10.00	No
		138	5690	9.60	10.00	No
	802.11ac(VHT160)	114	5570	9.73	10.00	Yes
	802.11ax(HE20) (SU)	100	5500	9.62	10.00	No
		116	5580	9.43	10.00	No
		140	5700	9.49	10.00	No
		144	5720	9.54	10.00	No
	802.11ax(HE40) (SU)	102	5510	9.11	10.00	No
		110	5550	9.77	10.00	No
		134	5670	9.09	10.00	No
		142	5710	9.40	10.00	No
802.11ax(HE80) (SU)	106	5530	9.55	10.00	No	
	122	5610	9.36	10.00	No	
	138	5690	9.37	10.00	No	
802.11ax(HE160)	114	5570	9.13	10.00	No	

(SU)					
802.11be(EHT20) (SU)	100	5500	9.61	10.00	No
	116	5580	9.77	10.00	No
	140	5700	9.81	10.00	No
	144	5720	9.54	10.00	No
802.11be(EHT40) (SU)	102	5510	9.52	10.00	No
	110	5550	9.64	10.00	No
	134	5670	9.05	10.00	No
	142	5710	9.81	10.00	No
802.11be(EHT80) (SU)	106	5530	9.60	10.00	No
	122	5610	9.43	10.00	No
	138	5690	9.58	10.00	No
802.11be(EHT160) (SU)	114	5570	9.41	10.00	No
802.11ax(HE20) (RU26)/0	100	5500	9.14	10.00	No
802.11ax(HE20) (RU26)/4	116	5580	9.31	10.00	No
802.11ax(HE20) (RU26)/8	140	5700	8.34	9.00	No
802.11ax(HE20) (RU26)/8	144	5720	9.39	10.00	No
802.11ax(HE20) (RU52)/37	100	5500	9.55	10.00	No
802.11ax(HE20) (RU52)/39	116	5580	9.27	10.00	No
802.11ax(HE20) (RU52)/40	140	5700	9.57	10.00	No
802.11ax(HE20) (RU52)/40	144	5720	9.43	10.00	No
802.11ax(HE20) (RU106)/53	100	5500	9.48	10.00	No
802.11ax(HE20) (RU106)/53	116	5580	9.69	10.00	No
802.11ax(HE20) (RU106)/54	140	5700	9.44	10.00	No
802.11ax(HE20) (RU106)/54	144	5720	9.18	10.00	No
802.11be(EHT20) (RU26)/0	100	5500	9.37	10.00	No
802.11be(EHT20) (RU26)/4	116	5580	9.08	10.00	No
802.11be(EHT20)	140	5700	8.13	9.00	No

	(RU26)/8					
	802.11be(EHT20) (RU26)/8	144	5720	9.21	10.00	No
	802.11be(EHT20) (RU52)/37	100	5500	9.39	10.00	No
	802.11be(EHT20) (RU52)/39	116	5580	9.37	10.00	No
	802.11be(EHT20) (RU52)/39	140	5700	9.43	10.00	No
	802.11be(EHT20) (RU52)/40	144	5720	9.34	10.00	No
	802.11be(EHT20) (RU106)/53	100	5500	9.71	10.00	No
	802.11be(EHT20) (RU106)/53	116	5580	9.57	10.00	No
	802.11be(EHT20) (RU106)/54	140	5700	9.64	10.00	No
	802.11be(EHT20) (RU106)/54	144	5720	9.42	10.00	No
5.8	802.11a	149	5745	9.34	10.00	No
		157	5785	9.06	10.00	No
		165	5825	9.50	10.00	No
	802.11n(HT20)	149	5745	9.19	10.00	No
		157	5785	9.51	10.00	No
		165	5825	9.16	10.00	No
	802.11n(HT40)	151	5755	9.18	10.00	No
		159	5795	9.73	10.00	No
	802.11ac(VHT20)	149	5745	9.74	10.00	No
		157	5785	9.62	10.00	No
		165	5825	9.24	10.00	No
	802.11ac(VHT40)	151	5755	9.41	10.00	No
		159	5795	9.19	10.00	No
	802.11ac(VHT80)	155	5775	9.82	10.00	Yes
	802.11ax(HE20) (SU)	149	5745	9.34	10.00	No
		157	5785	9.27	10.00	No
		165	5825	9.42	10.00	No
	802.11ax(HE40) (SU)	151	5755	9.57	10.00	No
		159	5795	9.83	10.00	No
	802.11ax(HE80) (SU)	155	5775	9.11	10.00	No
	802.11be(EHT20) (SU)	149	5745	9.09	10.00	No
		157	5785	9.40	10.00	No
		165	5825	9.83	10.00	No

	802.11be(EHT40) (SU)	151	5755	9.59	10.00	No
		159	5795	9.56	10.00	No
	802.11be(EHT80) (SU)	155	5775	9.05	10.00	No
	802.11ax(HE20) (RU26)/0	149	5745	9.13	10.00	No
	802.11ax(HE20) (RU26)/4	157	5785	9.54	10.00	No
	802.11ax(HE20) (RU26)/8	165	5825	9.44	10.00	No
	802.11ax(HE20) (RU52)/37	149	5745	9.25	10.00	No
	802.11ax(HE20) (RU52)/39	157	5785	9.73	10.00	No
	802.11ax(HE20) (RU52)/40	165	5825	9.64	10.00	No
	802.11ax(HE20) (RU106)/53	149	5745	9.63	10.00	No
	802.11ax(HE20) (RU106)/54	157	5785	9.42	10.00	No
	802.11ax(HE20) (RU106)/54	165	5825	9.28	10.00	No
	802.11be(EHT20) (RU26)/0	149	5745	9.46	10.00	No
	802.11be(EHT20) (RU26)/4	157	5785	9.72	10.00	No
	802.11be(EHT20) (RU26)/8	165	5825	9.08	10.00	No
	802.11be(EHT20) (RU52)/37	149	5745	9.07	10.00	No
	802.11be(EHT20) (RU52)/39	157	5785	9.13	10.00	No
	802.11be(EHT20) (RU52)/40	165	5825	9.35	10.00	No
	802.11be(EHT20) (RU106)/53	149	5745	9.45	10.00	No
	802.11be(EHT20) (RU106)/53	157	5785	9.71	10.00	No
802.11be(EHT20) (RU106)/54	165	5825	9.62	10.00	No	
5.9	802.11a	169	5845	9.22	10.00	No
		173	5865	9.16	10.00	No
		177	5885	9.66	10.00	No

802.11n(HT20)	169	5845	9.13	10.00	No
	173	5865	9.56	10.00	No
802.11n(HT40)	177	5885	9.20	10.00	No
	167	5835	9.28	10.00	No
802.11ac(VHT20)	175	5875	9.37	10.00	No
	169	5845	9.47	10.00	No
802.11ac(VHT40)	173	5865	9.32	10.00	No
	177	5885	9.50	10.00	No
802.11ac(VHT80)	167	5835	9.81	10.00	No
	175	5875	9.84	10.00	No
802.11ac(VHT160)	171	5855	9.42	10.00	No
802.11ac(VHT160)	163	5815	9.28	10.00	Yes
802.11ax(HE20) (SU)	169	5845	9.74	10.00	No
	173	5865	9.70	10.00	No
802.11ax(HE40) (SU)	177	5885	9.47	10.00	No
	167	5835	9.49	10.00	No
802.11ax(HE80) (SU)	175	5875	9.12	10.00	No
	171	5855	9.34	10.00	No
802.11ax(HE160) (SU)	163	5815	9.65	10.00	No
802.11be(EHT20) (SU)	169	5845	9.51	10.00	No
	173	5865	9.65	10.00	No
802.11be(EHT40) (SU)	177	5885	9.56	10.00	No
	167	5835	9.48	10.00	No
802.11be(EHT80) (SU)	175	5875	9.52	10.00	No
	171	5855	9.16	10.00	No
802.11be(EHT160) (SU)	163	5815	9.51	10.00	No
802.11ax(HE20) (RU26)/0	169	5845	9.76	10.00	No
802.11ax(HE20) (RU26)/4	173	5865	9.28	10.00	No
802.11ax(HE20) (RU26)/8	177	5885	9.18	10.00	No
802.11ax(HE20) (RU52)/37	169	5845	9.24	10.00	No
802.11ax(HE20) (RU52)/39	173	5865	9.73	10.00	No
802.11ax(HE20) (RU52)/40	177	5885	9.60	10.00	No
802.11ax(HE20)	169	5845	9.51	10.00	No

	(RU106)/53					
	802.11ax(HE20) (RU106)/54	173	5865	9.82	10.00	No
	802.11ax(HE20) (RU106)/54	177	5885	9.84	10.00	No
	802.11be(EHT20) (RU26)/0	169	5845	9.25	10.00	No
	802.11be(EHT20) (RU26)/4	173	5865	9.29	10.00	No
	802.11be(EHT20) (RU26)/8	177	5885	9.15	10.00	No
	802.11be(EHT20) (RU52)/37	169	5845	9.17	10.00	No
	802.11be(EHT20) (RU52)/39	173	5865	9.05	10.00	No
	802.11be(EHT20) (RU52)/40	177	5885	9.53	10.00	No
	802.11be(EHT20) (RU106)/53	169	5845	9.82	10.00	No
	802.11be(EHT20) (RU106)/54	173	5865	9.81	10.00	No
	802.11be(EHT20) (RU106)/54	177	5885	9.13	10.00	No

Note: When the same maximum output power is specified for both bands, begin SAR measurement in U-NII-2A band by applying the OFDM SAR requirements. If the highest reported SAR for a test configuration is ≤ 1.2 W/kg, SAR is not required for U-NII-1 band for that configuration (802.11 mode and exposure condition); otherwise, each band is tested independently for SAR.

8.1.14 5G WIFI (Main Antenna) (Tablet Mode)

Band (GHz)	Mode	Channel	Freq. (MHz)	Conducted Power (dBm)	Tune-up Limit (dBm)	SAR Test Require.
5.2	802.11a	36	5180	10.56	11.00	No
		40	5200	10.69	11.00	No
		48	5240	10.48	11.00	No
	802.11n(HT20)	36	5180	10.61	11.00	No
		40	5200	10.58	11.00	No
		48	5240	10.50	11.00	No
	802.11n(HT40)	38	5190	10.10	11.00	No
		46	5230	10.15	11.00	No
	802.11ac(VHT20)	36	5180	10.22	11.00	No
		40	5200	10.65	11.00	No
		48	5240	10.64	11.00	No
	802.11ac(VHT40)	38	5190	10.51	11.00	No
		46	5230	10.30	11.00	No
	802.11ac(VHT80)	42	5210	10.47	11.00	No
	802.11ac(VHT160)	50	5250	10.57	11.00	No
	802.11ax(HE20) (SU)	36	5180	10.60	11.00	No
		40	5200	10.40	11.00	No
		48	5240	10.42	11.00	No
	802.11ax(HE40) (SU)	38	5190	10.40	11.00	No
		46	5230	10.10	11.00	No
	802.11ax(HE80) (SU)	42	5210	10.12	11.00	No
	802.11ax(HE160) (SU)	50	5250	10.79	11.00	No
	802.11be(EHT20) (SU)	36	5180	10.48	11.00	No
		40	5200	10.61	11.00	No
		48	5240	10.83	11.00	No
	802.11be(EHT40) (SU)	38	5190	10.79	11.00	No
		46	5230	10.57	11.00	No
	802.11be(EHT80) (SU)	42	5210	10.55	11.00	No
	802.11be(EHT160) (SU)	50	5250	10.56	11.00	No
	802.11ax(HE20) (RU26)/0	36	5180	10.40	11.00	No
802.11ax(HE20) (RU26)/4	40	5200	10.08	11.00	No	
802.11ax(HE20) (RU26)/8	48	5240	10.76	11.00	No	
802.11ax(HE20)	36	5180	10.65	11.00	No	

	(RU52)/37					
	802.11ax(HE20) (RU52)/39	40	5200	10.12	11.00	No
	802.11ax(HE20) (RU52)/40	48	5240	10.05	11.00	No
	802.11ax(HE20) (RU106)/53	36	5180	10.57	11.00	No
	802.11ax(HE20) (RU106)/53	40	5200	10.12	11.00	No
	802.11ax(HE20) (RU106)/54	48	5240	10.12	11.00	No
	802.11be(EHT20) (RU26)/0	36	5180	10.28	11.00	No
	802.11be(EHT20) (RU26)/4	40	5200	10.29	11.00	No
	802.11be(EHT20) (RU26)/8	48	5240	10.74	11.00	No
	802.11be(EHT20) (RU52)/37	36	5180	10.46	11.00	No
	802.11be(EHT20) (RU52)/39	40	5200	10.51	11.00	No
	802.11be(EHT20) (RU52)/40	48	5240	10.44	11.00	No
	802.11be(EHT20) (RU106)/53	36	5180	10.27	11.00	No
	802.11be(EHT20) (RU106)/53	40	5200	10.66	11.00	No
	802.11be(EHT20) (RU106)/54	48	5240	10.79	11.00	No
5.3	802.11a	52	5260	10.45	11.00	No
		60	5300	10.70	11.00	No
		64	5320	10.81	11.00	No
	802.11n(HT20)	52	5260	10.73	11.00	No
		60	5300	10.78	11.00	No
		64	5320	10.59	11.00	No
	802.11n(HT40)	54	5270	10.29	11.00	No
		62	5310	10.50	11.00	No
	802.11ac(VHT20)	52	5260	10.50	11.00	No
		60	5300	10.34	11.00	No
		64	5320	10.24	11.00	No
	802.11ac(VHT40)	54	5270	10.06	11.00	No
		62	5310	10.39	11.00	No
	802.11ac(VHT80)	58	5290	10.60	11.00	Yes

802.11ax(HE20) (SU)	52	5260	10.50	11.00	No
	60	5300	10.77	11.00	No
	64	5320	10.22	11.00	No
802.11ax(HE40) (SU)	54	5270	10.09	11.00	No
	62	5310	10.55	11.00	No
802.11ax(HE80) (SU)	58	5290	10.55	11.00	No
802.11be(EHT20) (SU)	52	5260	10.23	11.00	No
	60	5300	10.31	11.00	No
	64	5320	10.29	11.00	No
802.11be(EHT40) (SU)	54	5270	10.34	11.00	No
	62	5310	10.46	11.00	No
802.11be(EHT80) (SU)	58	5290	10.65	11.00	No
802.11ax(HE20) (RU26)/0	52	5260	10.46	11.00	No
802.11ax(HE20) (RU26)/4	60	5300	10.53	11.00	No
802.11ax(HE20) (RU26)/8	64	5320	10.49	11.00	No
802.11ax(HE20) (RU52)/37	52	5260	10.27	11.00	No
802.11ax(HE20) (RU52)/39	60	5300	10.75	11.00	No
802.11ax(HE20) (RU52)/40	64	5320	10.09	11.00	No
802.11ax(HE20) (RU106)/53	52	5260	10.40	11.00	No
802.11ax(HE20) (RU106)/53	60	5300	10.52	11.00	No
802.11ax(HE20) (RU106)/54	64	5320	10.25	11.00	No
802.11be(EHT20) (RU26)/0	52	5260	10.14	11.00	No
802.11be(EHT20) (RU26)/4	60	5300	10.81	11.00	No
802.11be(EHT20) (RU26)/8	64	5320	10.45	11.00	No
802.11be(EHT20) (RU52)/37	52	5260	10.19	11.00	No
802.11be(EHT20) (RU52)/39	60	5300	10.10	11.00	No
802.11be(EHT20)	64	5320	10.27	11.00	No

	(RU52)/40					
	802.11be(EHT20) (RU106)/53	52	5260	10.39	11.00	No
	802.11be(EHT20) (RU106)/53	60	5300	10.33	11.00	No
	802.11be(EHT20) (RU106)/54	64	5320	10.35	11.00	No
5.6	802.11a	100	5500	10.82	11.00	No
		116	5580	10.22	11.00	No
		140	5700	10.36	11.00	No
		144	5720	10.07	11.00	No
	802.11n(HT20)	100	5500	10.21	11.00	No
		116	5580	10.14	11.00	No
		140	5700	10.55	11.00	No
		144	5720	10.24	11.00	No
	802.11n(HT40)	102	5510	10.54	11.00	No
		110	5550	10.05	11.00	No
		134	5670	10.52	11.00	No
		142	5710	10.79	11.00	No
	802.11ac(VHT20)	100	5500	10.25	11.00	No
		116	5580	10.40	11.00	No
		140	5700	10.80	11.00	No
		144	5720	10.51	11.00	No
	802.11ac(VHT40)	102	5510	10.32	11.00	No
		110	5550	10.81	11.00	No
		134	5670	10.57	11.00	No
		142	5710	10.39	11.00	No
	802.11ac(VHT80)	106	5530	10.58	11.00	No
		122	5610	10.76	11.00	No
		138	5690	10.50	11.00	No
	802.11ac(VHT160)	114	5570	10.64	11.00	Yes
	802.11ax(HE20) (SU)	100	5500	10.34	11.00	No
		116	5580	10.62	11.00	No
		140	5700	10.24	11.00	No
		144	5720	10.77	11.00	No
	802.11ax(HE40) (SU)	102	5510	10.11	11.00	No
		110	5550	10.20	11.00	No
		134	5670	10.82	11.00	No
		142	5710	10.41	11.00	No
	802.11ax(HE80) (SU)	106	5530	10.29	11.00	No
		122	5610	10.32	11.00	No
		138	5690	10.06	11.00	No
	802.11ax(HE160)	114	5570	10.05	11.00	No

	(SU)					
802.11be(EHT20) (SU)		100	5500	10.09	11.00	No
		116	5580	10.51	11.00	No
		140	5700	10.12	11.00	No
		144	5720	10.79	11.00	No
802.11be(EHT40) (SU)		102	5510	10.83	11.00	No
		110	5550	10.76	11.00	No
		134	5670	10.65	11.00	No
		142	5710	10.18	11.00	No
802.11be(EHT80) (SU)		106	5530	10.50	11.00	No
		122	5610	10.24	11.00	No
		138	5690	10.46	11.00	No
802.11be(EHT160) (SU)		114	5570	10.58	11.00	No
802.11ax(HE20) (RU26)/0		100	5500	9.27	10.00	No
802.11ax(HE20) (RU26)/4		116	5580	10.08	11.00	No
802.11ax(HE20) (RU26)/8		140	5700	8.05	9.00	No
802.11ax(HE20) (RU26)/8		144	5720	10.83	11.00	No
802.11ax(HE20) (RU52)/37		100	5500	10.28	11.00	No
802.11ax(HE20) (RU52)/39		116	5580	10.05	11.00	No
802.11ax(HE20) (RU52)/40		140	5700	10.62	11.00	No
802.11ax(HE20) (RU52)/40		144	5720	10.32	11.00	No
802.11ax(HE20) (RU106)/53		100	5500	10.28	11.00	No
802.11ax(HE20) (RU106)/53		116	5580	10.16	11.00	No
802.11ax(HE20) (RU106)/54		140	5700	10.29	11.00	No
802.11ax(HE20) (RU106)/54		144	5720	10.78	11.00	No
802.11be(EHT20) (RU26)/0		100	5500	9.69	10.00	No
802.11be(EHT20) (RU26)/4		116	5580	10.73	11.00	No
802.11be(EHT20)		140	5700	8.52	9.00	No

	(RU26)/8					
	802.11be(EHT20) (RU26)/8	144	5720	10.68	11.00	No
	802.11be(EHT20) (RU52)/37	100	5500	10.33	11.00	No
	802.11be(EHT20) (RU52)/39	116	5580	10.78	11.00	No
	802.11be(EHT20) (RU52)/39	140	5700	10.37	11.00	No
	802.11be(EHT20) (RU52)/40	144	5720	10.47	11.00	No
	802.11be(EHT20) (RU106)/53	100	5500	10.06	11.00	No
	802.11be(EHT20) (RU106)/53	116	5580	10.24	11.00	No
	802.11be(EHT20) (RU106)/54	140	5700	10.74	11.00	No
	802.11be(EHT20) (RU106)/54	144	5720	10.40	11.00	No
5.8	802.11a	149	5745	10.40	11.00	No
		157	5785	10.11	11.00	No
		165	5825	10.52	11.00	No
	802.11n(HT20)	149	5745	10.17	11.00	No
		157	5785	10.49	11.00	No
		165	5825	10.76	11.00	No
	802.11n(HT40)	151	5755	10.10	11.00	No
		159	5795	10.06	11.00	No
	802.11ac(VHT20)	149	5745	10.56	11.00	No
		157	5785	10.25	11.00	No
		165	5825	10.56	11.00	No
	802.11ac(VHT40)	151	5755	10.58	11.00	No
		159	5795	10.54	11.00	No
	802.11ac(VHT80)	155	5775	10.64	11.00	Yes
	802.11ax(HE20) (SU)	149	5745	10.11	11.00	No
		157	5785	10.82	11.00	No
		165	5825	10.58	11.00	No
	802.11ax(HE40) (SU)	151	5755	10.39	11.00	No
		159	5795	10.33	11.00	No
	802.11ax(HE80) (SU)	155	5775	10.44	11.00	No
	802.11be(EHT20) (SU)	149	5745	10.10	11.00	No
		157	5785	10.45	11.00	No
		165	5825	10.75	11.00	No

	802.11be(EHT40) (SU)	151	5755	10.68	11.00	No
		159	5795	10.52	11.00	No
	802.11be(EHT80) (SU)	155	5775	10.74	11.00	No
	802.11ax(HE20) (RU26)/0	149	5745	10.64	11.00	No
	802.11ax(HE20) (RU26)/4	157	5785	10.67	11.00	No
	802.11ax(HE20) (RU26)/8	165	5825	10.70	11.00	No
	802.11ax(HE20) (RU52)/37	149	5745	10.38	11.00	No
	802.11ax(HE20) (RU52)/39	157	5785	10.75	11.00	No
	802.11ax(HE20) (RU52)/40	165	5825	10.37	11.00	No
	802.11ax(HE20) (RU106)/53	149	5745	10.76	11.00	No
	802.11ax(HE20) (RU106)/54	157	5785	10.64	11.00	No
	802.11ax(HE20) (RU106)/54	165	5825	10.36	11.00	No
	802.11be(EHT20) (RU26)/0	149	5745	10.44	11.00	No
	802.11be(EHT20) (RU26)/4	157	5785	10.79	11.00	No
	802.11be(EHT20) (RU26)/8	165	5825	10.09	11.00	No
	802.11be(EHT20) (RU52)/37	149	5745	10.36	11.00	No
	802.11be(EHT20) (RU52)/39	157	5785	10.53	11.00	No
	802.11be(EHT20) (RU52)/40	165	5825	10.09	11.00	No
	802.11be(EHT20) (RU106)/53	149	5745	10.69	11.00	No
	802.11be(EHT20) (RU106)/53	157	5785	10.85	11.00	No
802.11be(EHT20) (RU106)/54	165	5825	10.14	11.00	No	
5.9	802.11a	169	5845	10.22	11.00	No
		173	5865	10.24	11.00	No
		177	5885	10.47	11.00	No

802.11n(HT20)	169	5845	10.45	11.00	No
	173	5865	10.06	11.00	No
	177	5885	10.45	11.00	No
802.11n(HT40)	167	5835	10.24	11.00	No
	175	5875	10.74	11.00	No
802.11ac(VHT20)	169	5845	10.05	11.00	No
	173	5865	10.84	11.00	No
	177	5885	10.14	11.00	No
802.11ac(VHT40)	167	5835	10.75	11.00	No
	175	5875	10.45	11.00	No
802.11ac(VHT80)	171	5855	10.71	11.00	No
802.11ac(VHT160)	163	5815	10.35	11.00	Yes
802.11ax(HE20) (SU)	169	5845	10.47	11.00	No
	173	5865	10.40	11.00	No
	177	5885	10.14	11.00	No
802.11ax(HE40) (SU)	167	5835	10.08	11.00	No
	175	5875	10.19	11.00	No
802.11ax(HE80) (SU)	171	5855	10.43	11.00	No
802.11ax(HE160) (SU)	163	5815	10.55	11.00	No
802.11be(EHT20) (SU)	169	5845	10.53	11.00	No
	173	5865	10.16	11.00	No
	177	5885	10.17	11.00	No
802.11be(EHT40) (SU)	167	5835	10.84	11.00	No
	175	5875	10.52	11.00	No
802.11be(EHT80) (SU)	171	5855	10.16	11.00	No
802.11be(EHT160) (SU)	163	5815	10.62	11.00	No
802.11ax(HE20) (RU26)/0	169	5845	10.40	11.00	No
802.11ax(HE20) (RU26)/4	173	5865	10.74	11.00	No
802.11ax(HE20) (RU26)/8	177	5885	10.38	11.00	No
802.11ax(HE20) (RU52)/37	169	5845	10.82	11.00	No
802.11ax(HE20) (RU52)/39	173	5865	10.85	11.00	No
802.11ax(HE20) (RU52)/40	177	5885	10.77	11.00	No
802.11ax(HE20)	169	5845	10.29	11.00	No

	(RU106)/53					
	802.11ax(HE20) (RU106)/54	173	5865	10.83	11.00	No
	802.11ax(HE20) (RU106)/54	177	5885	10.18	11.00	No
	802.11be(EHT20) (RU26)/0	169	5845	10.83	11.00	No
	802.11be(EHT20) (RU26)/4	173	5865	10.76	11.00	No
	802.11be(EHT20) (RU26)/8	177	5885	10.75	11.00	No
	802.11be(EHT20) (RU52)/37	169	5845	10.24	11.00	No
	802.11be(EHT20) (RU52)/39	173	5865	10.28	11.00	No
	802.11be(EHT20) (RU52)/40	177	5885	10.25	11.00	No
	802.11be(EHT20) (RU106)/53	169	5845	10.05	11.00	No
	802.11be(EHT20) (RU106)/54	173	5865	10.62	11.00	No
	802.11be(EHT20) (RU106)/54	177	5885	10.56	11.00	No
<p>Note: When the same maximum output power is specified for both bands, begin SAR measurement in U-NII-2A band by applying the OFDM SAR requirements. If the highest reported SAR for a test configuration is ≤ 1.2 W/kg, SAR is not required for U-NII-1 band for that configuration (802.11 mode and exposure condition); otherwise, each band is tested independently for SAR.</p>						

8.1.15 5G WIFI (MIMO) (Tablet Mode)

Band (GHz)	Mode	Channel	Freq. (MHz)	Conducted Power (dBm)	Tune-up Limit (dBm)	SAR Test Require.
5.2	802.11a	36	5180	12.73	13.00	No
		40	5200	12.39	13.00	No
		48	5240	12.06	13.00	No
	802.11n(HT20)	36	5180	12.71	13.00	No
		40	5200	12.84	13.00	No
		48	5240	12.17	13.00	No
	802.11n(HT40)	38	5190	12.80	13.00	No
		46	5230	12.18	13.00	No
	802.11ac(VHT20)	36	5180	12.13	13.00	No
		40	5200	12.17	13.00	No
		48	5240	12.71	13.00	No
	802.11ac(VHT40)	38	5190	12.47	13.00	No
		46	5230	12.62	13.00	No
	802.11ac(VHT80)	42	5210	12.35	13.00	No
	802.11ac(VHT160)	50	5250	12.57	13.00	No
	802.11ax(HE20) (SU)	36	5180	12.41	13.00	No
		40	5200	12.44	13.00	No
		48	5240	12.18	13.00	No
	802.11ax(HE40) (SU)	38	5190	12.43	13.00	No
		46	5230	12.14	13.00	No
	802.11ax(HE80) (SU)	42	5210	12.66	13.00	No
	802.11ax(HE160) (SU)	50	5250	12.18	13.00	No
	802.11be(EHT20) (SU)	36	5180	12.09	13.00	No
		40	5200	12.82	13.00	No
		48	5240	12.66	13.00	No
	802.11be(EHT40) (SU)	38	5190	12.43	13.00	No
		46	5230	12.11	13.00	No
	802.11be(EHT80) (SU)	42	5210	12.33	13.00	No
	802.11be(EHT160) (SU)	50	5250	12.24	13.00	No
	802.11ax(HE20) (RU26)/0	36	5180	12.67	13.00	No
802.11ax(HE20) (RU26)/4	40	5200	12.53	13.00	No	
802.11ax(HE20) (RU26)/8	48	5240	12.07	13.00	No	
802.11ax(HE20)	36	5180	12.10	13.00	No	

	(RU52)/37					
	802.11ax(HE20) (RU52)/39	40	5200	12.23	13.00	No
	802.11ax(HE20) (RU52)/40	48	5240	12.84	13.00	No
	802.11ax(HE20) (RU106)/53	36	5180	12.52	13.00	No
	802.11ax(HE20) (RU106)/53	40	5200	12.54	13.00	No
	802.11ax(HE20) (RU106)/54	48	5240	12.70	13.00	No
	802.11be(EHT20) (RU26)/0	36	5180	12.47	13.00	No
	802.11be(EHT20) (RU26)/4	40	5200	12.17	13.00	No
	802.11be(EHT20) (RU26)/8	48	5240	12.60	13.00	No
	802.11be(EHT20) (RU52)/37	36	5180	12.57	13.00	No
	802.11be(EHT20) (RU52)/39	40	5200	12.23	13.00	No
	802.11be(EHT20) (RU52)/40	48	5240	12.61	13.00	No
	802.11be(EHT20) (RU106)/53	36	5180	12.27	13.00	No
	802.11be(EHT20) (RU106)/53	40	5200	12.17	13.00	No
	802.11be(EHT20) (RU106)/54	48	5240	12.10	13.00	No
5.3	802.11a	52	5260	12.75	13.00	No
		60	5300	12.68	13.00	No
		64	5320	12.08	13.00	No
	802.11n(HT20)	52	5260	12.77	13.00	No
		60	5300	12.11	13.00	No
		64	5320	12.13	13.00	No
	802.11n(HT40)	54	5270	12.26	13.00	No
		62	5310	12.27	13.00	No
	802.11ac(VHT20)	52	5260	12.66	13.00	No
		60	5300	12.52	13.00	No
		64	5320	12.85	13.00	No
	802.11ac(VHT40)	54	5270	12.39	13.00	No
		62	5310	12.64	13.00	No
	802.11ac(VHT80)	58	5290	12.09	13.00	No

802.11ax(HE20) (SU)	52	5260	12.66	13.00	No
	60	5300	12.81	13.00	No
	64	5320	12.39	13.00	No
802.11ax(HE40) (SU)	54	5270	12.60	13.00	No
	62	5310	12.54	13.00	No
802.11ax(HE80) (SU)	58	5290	12.21	13.00	No
802.11be(EHT20) (SU)	52	5260	12.51	13.00	No
	60	5300	12.27	13.00	No
	64	5320	12.52	13.00	No
802.11be(EHT40) (SU)	54	5270	12.17	13.00	No
	62	5310	12.36	13.00	No
802.11be(EHT80) (SU)	58	5290	12.16	13.00	No
802.11ax(HE20) (RU26)/0	52	5260	12.06	13.00	No
802.11ax(HE20) (RU26)/4	60	5300	12.73	13.00	No
802.11ax(HE20) (RU26)/8	64	5320	12.29	13.00	No
802.11ax(HE20) (RU52)/37	52	5260	12.54	13.00	No
802.11ax(HE20) (RU52)/39	60	5300	12.22	13.00	No
802.11ax(HE20) (RU52)/40	64	5320	12.16	13.00	No
802.11ax(HE20) (RU106)/53	52	5260	12.71	13.00	No
802.11ax(HE20) (RU106)/53	60	5300	12.41	13.00	No
802.11ax(HE20) (RU106)/54	64	5320	12.61	13.00	No
802.11be(EHT20) (RU26)/0	52	5260	12.44	13.00	No
802.11be(EHT20) (RU26)/4	60	5300	12.31	13.00	No
802.11be(EHT20) (RU26)/8	64	5320	12.27	13.00	No
802.11be(EHT20) (RU52)/37	52	5260	12.69	13.00	No
802.11be(EHT20) (RU52)/39	60	5300	12.35	13.00	No
802.11be(EHT20)	64	5320	12.12	13.00	No

	(RU52)/40					
	802.11be(EHT20) (RU106)/53	52	5260	12.67	13.00	No
	802.11be(EHT20) (RU106)/53	60	5300	12.78	13.00	No
	802.11be(EHT20) (RU106)/54	64	5320	12.72	13.00	No
5.6	802.11a	100	5500	12.11	13.00	No
		116	5580	12.46	13.00	No
		140	5700	12.70	13.00	No
		144	5720	12.15	13.00	No
	802.11n(HT20)	100	5500	12.81	13.00	No
		116	5580	12.65	13.00	No
		140	5700	12.66	13.00	No
		144	5720	12.59	13.00	No
	802.11n(HT40)	102	5510	12.26	13.00	No
		110	5550	12.31	13.00	No
		134	5670	12.19	13.00	No
		142	5710	12.57	13.00	No
	802.11ac(VHT20)	100	5500	12.44	13.00	No
		116	5580	12.57	13.00	No
		140	5700	12.21	13.00	No
		144	5720	12.73	13.00	No
	802.11ac(VHT40)	102	5510	12.64	13.00	No
		110	5550	12.57	13.00	No
		134	5670	12.74	13.00	No
		142	5710	12.05	13.00	No
	802.11ac(VHT80)	106	5530	12.82	13.00	No
		122	5610	12.77	13.00	No
		138	5690	12.09	13.00	No
	802.11ac(VHT160)	114	5570	12.33	13.00	No
	802.11ax(HE20) (SU)	100	5500	12.10	13.00	No
		116	5580	12.12	13.00	No
		140	5700	12.39	13.00	No
		144	5720	12.38	13.00	No
	802.11ax(HE40) (SU)	102	5510	12.25	13.00	No
		110	5550	12.27	13.00	No
		134	5670	12.84	13.00	No
		142	5710	12.17	13.00	No
802.11ax(HE80) (SU)	106	5530	12.59	13.00	No	
	122	5610	12.45	13.00	No	
	138	5690	12.67	13.00	No	
802.11ax(HE160)	114	5570	12.36	13.00	No	

	(SU)					
802.11be(EHT20)	(SU)	100	5500	12.50	13.00	No
	(SU)	116	5580	12.70	13.00	No
	(SU)	140	5700	12.77	13.00	No
	(SU)	144	5720	12.32	13.00	No
802.11be(EHT40)	(SU)	102	5510	12.61	13.00	No
	(SU)	110	5550	12.27	13.00	No
	(SU)	134	5670	12.74	13.00	No
	(SU)	142	5710	12.70	13.00	No
802.11be(EHT80)	(SU)	106	5530	12.66	13.00	No
	(SU)	122	5610	12.82	13.00	No
	(SU)	138	5690	12.76	13.00	No
802.11be(EHT160)	(SU)	114	5570	12.48	13.00	No
802.11ax(HE20)	(RU26)/0	100	5500	12.07	13.00	No
802.11ax(HE20)	(RU26)/4	116	5580	12.37	13.00	No
802.11ax(HE20)	(RU26)/8	140	5700	11.05	12.00	No
802.11ax(HE20)	(RU26)/8	144	5720	12.11	13.00	No
802.11ax(HE20)	(RU52)/37	100	5500	12.49	13.00	No
802.11ax(HE20)	(RU52)/39	116	5580	12.39	13.00	No
802.11ax(HE20)	(RU52)/40	140	5700	12.37	13.00	No
802.11ax(HE20)	(RU52)/40	144	5720	12.35	13.00	No
802.11ax(HE20)	(RU106)/53	100	5500	12.69	13.00	No
802.11ax(HE20)	(RU106)/53	116	5580	12.85	13.00	No
802.11ax(HE20)	(RU106)/54	140	5700	12.33	13.00	No
802.11ax(HE20)	(RU106)/54	144	5720	12.15	13.00	No
802.11be(EHT20)	(RU26)/0	100	5500	12.54	13.00	No
802.11be(EHT20)	(RU26)/4	116	5580	12.15	13.00	No
802.11be(EHT20)	(RU26)/4	140	5700	11.80	12.00	No

	(RU26)/8					
	802.11be(EHT20) (RU26)/8	144	5720	12.76	13.00	No
	802.11be(EHT20) (RU52)/37	100	5500	12.48	13.00	No
	802.11be(EHT20) (RU52)/39	116	5580	12.30	13.00	No
	802.11be(EHT20) (RU52)/39	140	5700	12.05	13.00	No
	802.11be(EHT20) (RU52)/40	144	5720	12.35	13.00	No
	802.11be(EHT20) (RU106)/53	100	5500	12.22	13.00	No
	802.11be(EHT20) (RU106)/53	116	5580	12.26	13.00	No
	802.11be(EHT20) (RU106)/54	140	5700	12.72	13.00	No
	802.11be(EHT20) (RU106)/54	144	5720	12.09	13.00	No
5.8	802.11a	149	5745	12.20	13.00	No
		157	5785	12.35	13.00	No
		165	5825	12.67	13.00	No
	802.11n(HT20)	149	5745	12.60	13.00	No
		157	5785	12.06	13.00	No
		165	5825	12.42	13.00	No
	802.11n(HT40)	151	5755	12.49	13.00	No
		159	5795	12.83	13.00	No
	802.11ac(VHT20)	149	5745	12.51	13.00	No
		157	5785	12.85	13.00	No
		165	5825	12.56	13.00	No
	802.11ac(VHT40)	151	5755	12.17	13.00	No
		159	5795	12.14	13.00	No
	802.11ac(VHT80)	155	5775	12.51	13.00	No
	802.11ax(HE20) (SU)	149	5745	12.14	13.00	No
		157	5785	12.56	13.00	No
		165	5825	12.15	13.00	No
	802.11ax(HE40) (SU)	151	5755	12.05	13.00	No
		159	5795	12.41	13.00	No
	802.11ax(HE80) (SU)	155	5775	12.15	13.00	No
	802.11be(EHT20) (SU)	149	5745	12.49	13.00	No
		157	5785	12.74	13.00	No
		165	5825	12.06	13.00	No

	802.11be(EHT40) (SU)	151	5755	12.28	13.00	No
		159	5795	12.58	13.00	No
	802.11be(EHT80) (SU)	155	5775	12.52	13.00	No
	802.11ax(HE20) (RU26)/0	149	5745	12.05	13.00	No
	802.11ax(HE20) (RU26)/4	157	5785	12.57	13.00	No
	802.11ax(HE20) (RU26)/8	165	5825	12.19	13.00	No
	802.11ax(HE20) (RU52)/37	149	5745	12.32	13.00	No
	802.11ax(HE20) (RU52)/39	157	5785	12.75	13.00	No
	802.11ax(HE20) (RU52)/40	165	5825	12.37	13.00	No
	802.11ax(HE20) (RU106)/53	149	5745	12.36	13.00	No
	802.11ax(HE20) (RU106)/54	157	5785	12.07	13.00	No
	802.11ax(HE20) (RU106)/54	165	5825	12.26	13.00	No
	802.11be(EHT20) (RU26)/0	149	5745	12.09	13.00	No
	802.11be(EHT20) (RU26)/4	157	5785	12.59	13.00	No
	802.11be(EHT20) (RU26)/8	165	5825	12.50	13.00	No
	802.11be(EHT20) (RU52)/37	149	5745	12.77	13.00	No
	802.11be(EHT20) (RU52)/39	157	5785	12.54	13.00	No
	802.11be(EHT20) (RU52)/40	165	5825	12.15	13.00	No
	802.11be(EHT20) (RU106)/53	149	5745	12.71	13.00	No
	802.11be(EHT20) (RU106)/53	157	5785	12.68	13.00	No
802.11be(EHT20) (RU106)/54	165	5825	12.12	13.00	No	
5.9	802.11a	169	5845	12.76	13.00	No
		173	5865	12.78	13.00	No
		177	5885	12.54	13.00	No

802.11n(HT20)	169	5845	12.58	13.00	No
	173	5865	12.50	13.00	No
802.11n(HT40)	177	5885	12.28	13.00	No
	167	5835	12.08	13.00	No
802.11ac(VHT20)	175	5875	12.14	13.00	No
	169	5845	12.78	13.00	No
802.11ac(VHT40)	173	5865	12.33	13.00	No
	177	5885	12.40	13.00	No
802.11ac(VHT80)	167	5835	12.05	13.00	No
	175	5875	12.48	13.00	No
802.11ac(VHT160)	171	5855	12.37	13.00	No
802.11ax(HE20) (SU)	163	5815	12.05	13.00	No
	169	5845	12.50	13.00	No
	173	5865	12.24	13.00	No
802.11ax(HE40) (SU)	177	5885	12.74	13.00	No
	167	5835	12.63	13.00	No
802.11ax(HE80) (SU)	175	5875	12.63	13.00	No
	171	5855	12.09	13.00	No
802.11ax(HE160) (SU)	163	5815	12.06	13.00	No
802.11be(EHT20) (SU)	169	5845	12.52	13.00	No
	173	5865	12.62	13.00	No
	177	5885	12.24	13.00	No
802.11be(EHT40) (SU)	167	5835	12.70	13.00	No
	175	5875	12.21	13.00	No
802.11be(EHT80) (SU)	171	5855	12.12	13.00	No
802.11be(EHT160) (SU)	163	5815	12.82	13.00	No
802.11ax(HE20) (RU26)/0	169	5845	12.77	13.00	No
802.11ax(HE20) (RU26)/4	173	5865	12.21	13.00	No
802.11ax(HE20) (RU26)/8	177	5885	12.85	13.00	No
802.11ax(HE20) (RU52)/37	169	5845	12.40	13.00	No
802.11ax(HE20) (RU52)/39	173	5865	12.20	13.00	No
802.11ax(HE20) (RU52)/40	177	5885	12.19	13.00	No
802.11ax(HE20)	169	5845	12.57	13.00	No

(RU106)/53						
802.11ax(HE20) (RU106)/54	173	5865	12.59	13.00	No	
802.11ax(HE20) (RU106)/54	177	5885	12.41	13.00	No	
802.11be(EHT20) (RU26)/0	169	5845	12.78	13.00	No	
802.11be(EHT20) (RU26)/4	173	5865	12.48	13.00	No	
802.11be(EHT20) (RU26)/8	177	5885	12.29	13.00	No	
802.11be(EHT20) (RU52)/37	169	5845	12.60	13.00	No	
802.11be(EHT20) (RU52)/39	173	5865	12.52	13.00	No	
802.11be(EHT20) (RU52)/40	177	5885	12.38	13.00	No	
802.11be(EHT20) (RU106)/53	169	5845	12.16	13.00	No	
802.11be(EHT20) (RU106)/54	173	5865	12.41	13.00	No	
802.11be(EHT20) (RU106)/54	177	5885	12.21	13.00	No	

Note: For WiFi SAR testing was performed on single antenna RF power in SISO mode that is larger to the single antenna RF power in MIMO mode, and for RF exposure assessment of MIMO mode simultaneous transmission used more conservative "Max. (main ant) + Max. (aux. ant)" method to determine SAR compliance. When the sum of 1-g SISO transmission SAR measurement is <1.6 W/kg, or the SPLSR value ≤ 0.04 the MIMO SAR test is not required.

8.1.16 6G WIFI (Aux. Antenna) (Tablet Mode)

Band (GHz)	Mode	Channel	Freq. (MHz)	Conducted Power (dBm)	Tune-up Limit (dBm)	SAR Test Require.
6	802.11a	1	5955	6.30	7.00	No
		49	6195	6.30	7.00	No
		93	6415	6.40	7.00	No
		97	6435	6.57	7.00	No
		105	6475	6.20	7.00	No
		113	6515	6.60	7.00	No
		117	6535	6.60	7.00	No
		149	6695	6.10	7.00	No
		181	6855	6.60	7.00	No
		185	6875	6.40	7.00	No
		189	6895	6.46	7.00	No
		209	6995	6.30	7.00	No
		229	7095	6.50	7.00	No
		233	7115	6.52	7.00	No
	802.11ax(HE20) (SU)	1	5955	6.50	7.00	No
		49	6195	6.40	7.00	No
		93	6415	6.60	7.00	No
		97	6435	6.50	7.00	No
		105	6475	6.80	7.00	No
		113	6515	6.70	7.00	No
		117	6535	6.70	7.00	No
		149	6695	6.60	7.00	No
		181	6855	6.60	7.00	No
		185	6875	6.60	7.00	No
		209	6995	6.30	7.00	No
		233	7115	6.70	7.00	No
	802.11ax(HE40) (SU)	3	5965	9.50	10.00	No
		51	6205	9.50	10.00	No
		91	6405	9.10	10.00	No
		99	6445	9.20	10.00	No
		107	6485	9.70	10.00	No
		115	6525	9.70	10.00	No
		123	6565	9.60	10.00	No
		147	6685	9.60	10.00	No
		179	6845	9.30	10.00	No
		187	6885	9.70	10.00	No
195		6925	9.30	10.00	No	
211		7005	9.30	10.00	No	
227	7085	9.70	10.00	No		

	802.11ax(HE80) (SU)	7	5985	9.90	10.50	No
		55	6225	9.60	10.50	No
		87	6385	9.60	10.50	No
		103	6465	10.10	10.50	No
		119	6545	10.00	10.50	No
		135	6625	9.90	10.50	No
		151	6705	10.00	10.50	No
		167	6785	10.00	10.50	No
		183	6865	9.70	10.50	No
		199	6945	10.20	10.50	No
		215	7025	9.60	10.50	No
	802.11ax(HE160) (SU)	15	6025	10.20	10.50	Yes
		47	6185	10.18	10.50	Yes
		79	6345	10.25	10.50	Yes
		111	6505	9.80	10.50	Yes
		143	6665	9.80	10.50	Yes
		175	6825	10.20	10.50	Yes
		207	6985	9.90	10.50	Yes
	802.11be(EHT20) (SU)	1	5955	6.10	7.00	No
		49	6195	6.60	7.00	No
		93	6415	6.20	7.00	No
		97	6435	6.30	7.00	No
		105	6475	6.90	7.00	No
		113	6515	6.70	7.00	No
		117	6535	6.80	7.00	No
		149	6695	6.10	7.00	No
		181	6855	6.40	7.00	No
		185	6875	6.70	7.00	No
		209	6995	6.80	7.00	No
		233	7115	6.20	7.00	No
	802.11be(EHT40) (SU)	3	5965	9.50	10.00	No
		51	6205	9.50	10.00	No
		91	6405	9.50	10.00	No
		99	6445	9.70	10.00	No
		107	6485	9.50	10.00	No
		115	6525	9.40	10.00	No
		123	6565	9.50	10.00	No
		147	6685	9.40	10.00	No
		179	6845	9.60	10.00	No
		187	6885	9.10	10.00	No
		195	6925	9.40	10.00	No
		211	7005	9.20	10.00	No
227		7085	9.20	10.00	No	

	802.11be(EHT80) (SU)	7	5985	10.20	11.00	No
		55	6225	10.10	11.00	No
		87	6385	10.20	11.00	No
		103	6465	10.20	11.00	No
		119	6545	10.30	11.00	No
		135	6625	10.60	11.00	No
		151	6705	10.60	11.00	No
		167	6785	10.70	11.00	No
		183	6865	10.60	11.00	No
		199	6945	10.70	11.00	No
		215	7025	10.30	11.00	No
	802.11be(EHT160) (SU)	15	6025	10.20	11.00	No
		47	6185	10.40	11.00	No
		79	6345	10.40	11.00	No
		111	6505	10.60	11.00	No
		143	6665	10.60	11.00	No
		175	6825	10.90	11.00	No
		207	6985	10.10	11.00	No
	802.11be(EHT20) (RU26)	1	5955	-1.40	-1.00	No
		49	6195	-1.90	-1.00	No
		93	6415	-1.90	-1.00	No
		97	6435	-1.90	-1.00	No
		105	6475	-1.80	-1.00	No
		113	6515	-1.40	-1.00	No
		117	6535	-1.30	-1.00	No
		149	6695	-1.90	-1.00	No
		181	6855	-1.20	-1.00	No
		185	6875	-1.40	-1.00	No
		209	6995	-1.30	-1.00	No
		233	7115	-1.30	-1.00	No
	802.11be(EHT20) (RU52)	1	5955	0.90	1.50	No
		49	6195	1.10	1.50	No
		93	6415	1.30	1.50	No
		97	6435	0.70	1.50	No
		105	6475	0.90	1.50	No
		113	6515	0.90	1.50	No
		117	6535	1.20	1.50	No
		149	6695	1.30	1.50	No
		181	6855	0.70	1.50	No
		185	6875	1.00	1.50	No
		209	6995	1.00	1.50	No
		233	7115	1.26	1.50	No
802.11be(EHT20)	1	5955	3.30	4.00	No	

	(RU106)	49	6195	3.40	4.00	No
		93	6415	3.60	4.00	No
		97	6435	3.70	4.00	No
		105	6475	3.10	4.00	No
		113	6515	3.20	4.00	No
		117	6535	3.50	4.00	No
		149	6695	3.70	4.00	No
		181	6855	3.40	4.00	No
		185	6875	3.80	4.00	No
		209	6995	3.10	4.00	No
		233	7115	3.60	4.00	No

Note: When multiple channel bandwidth configurations in a frequency band have the same maximum tune-up output power, the test configuration is determined by applying the following steps sequentially.

1) The largest channel bandwidth configuration is selected between the multiple configurations in a frequency band with the same maximum tune-up output power.

8.1.17 6G WIFI (Main Antenna) (Tablet Mode)

Band (GHz)	Mode	Channel	Freq. (MHz)	Conducted Power (dBm)	Tune-up Limit (dBm)	SAR Test Require.
6	802.11a	1	5955	6.20	7.00	No
		49	6195	6.10	7.00	No
		93	6415	6.10	7.00	No
		97	6435	6.60	7.00	No
		105	6475	6.40	7.00	No
		113	6515	6.56	7.00	No
		117	6535	6.30	7.00	No
		149	6695	6.10	7.00	No
		181	6855	6.30	7.00	No
		185	6875	6.54	7.00	No
		189	6895	6.30	7.00	No
		209	6995	6.60	7.00	No
		229	7095	6.39	7.00	No
		233	7115	6.46	7.00	No
	802.11ax(HE20) (SU)	1	5955	6.40	7.00	No
		49	6195	6.70	7.00	No
		93	6415	6.70	7.00	No
		97	6435	6.60	7.00	No
		105	6475	6.10	7.00	No
		113	6515	6.70	7.00	No
		117	6535	6.10	7.00	No
		149	6695	6.30	7.00	No
		181	6855	6.30	7.00	No
		185	6875	6.50	7.00	No
		209	6995	6.40	7.00	No
		233	7115	6.60	7.00	No
	802.11ax(HE40) (SU)	3	5965	9.50	10.00	No
		51	6205	9.50	10.00	No
		91	6405	9.40	10.00	No
		99	6445	9.10	10.00	No
		107	6485	9.20	10.00	No
		115	6525	9.50	10.00	No
		123	6565	9.80	10.00	No
		147	6685	9.60	10.00	No
		179	6845	9.40	10.00	No
		187	6885	9.60	10.00	No
195		6925	9.50	10.00	No	
211		7005	9.70	10.00	No	
227	7085	9.40	10.00	No		

	802.11ax(HE80) (SU)	7	5985	9.70	10.50	No
		55	6225	9.60	10.50	No
		87	6385	9.90	10.50	No
		103	6465	9.90	10.50	No
		119	6545	10.20	10.50	No
		135	6625	9.60	10.50	No
		151	6705	9.90	10.50	No
		167	6785	9.70	10.50	No
		183	6865	10.20	10.50	No
		199	6945	9.90	10.50	No
		215	7025	10.20	10.50	No
	802.11ax(HE160) (SU)	15	6025	10.04	10.50	Yes
		47	6185	10.13	10.50	Yes
		79	6345	10.24	10.50	Yes
		111	6505	9.70	10.50	Yes
		143	6665	9.60	10.50	Yes
		175	6825	9.90	10.50	Yes
		207	6985	9.60	10.50	Yes
	802.11be(EHT20) (SU)	1	5955	6.80	7.00	No
		49	6195	6.10	7.00	No
		93	6415	6.30	7.00	No
		97	6435	6.40	7.00	No
		105	6475	6.10	7.00	No
		113	6515	6.20	7.00	No
		117	6535	6.20	7.00	No
		149	6695	6.40	7.00	No
		181	6855	6.60	7.00	No
		185	6875	6.80	7.00	No
		209	6995	6.10	7.00	No
		233	7115	6.10	7.00	No
	802.11be(EHT40) (SU)	3	5965	9.60	10.00	No
		51	6205	9.30	10.00	No
		91	6405	9.60	10.00	No
		99	6445	9.20	10.00	No
		107	6485	9.50	10.00	No
		115	6525	9.10	10.00	No
		123	6565	9.10	10.00	No
		147	6685	9.50	10.00	No
		179	6845	9.50	10.00	No
		187	6885	9.40	10.00	No
		195	6925	9.10	10.00	No
		211	7005	9.20	10.00	No
227		7085	9.60	10.00	No	

	802.11be(EHT80) (SU)	7	5985	11.80	12.00	No
		55	6225	11.20	12.00	No
		87	6385	11.30	12.00	No
		103	6465	11.20	12.00	No
		119	6545	11.80	12.00	No
		135	6625	11.30	12.00	No
		151	6705	11.20	12.00	No
		167	6785	11.30	12.00	No
		183	6865	11.20	12.00	No
		199	6945	11.20	12.00	No
		215	7025	11.30	12.00	No
	802.11be(EHT160) (SU)	15	6025	11.50	12.00	No
		47	6185	11.20	12.00	No
		79	6345	11.70	12.00	No
		111	6505	11.70	12.00	No
		143	6665	11.80	12.00	No
		175	6825	11.80	12.00	No
		207	6985	11.30	12.00	No
	802.11be(EHT20) (RU26)	1	5955	-1.60	-1.00	No
		49	6195	-1.70	-1.00	No
		93	6415	-1.30	-1.00	No
		97	6435	-1.50	-1.00	No
		105	6475	-1.60	-1.00	No
		113	6515	-1.90	-1.00	No
		117	6535	-1.80	-1.00	No
		149	6695	-1.30	-1.00	No
		181	6855	-1.80	-1.00	No
		185	6875	-1.90	-1.00	No
		209	6995	-1.70	-1.00	No
		233	7115	-1.70	-1.00	No
	802.11be(EHT20) (RU52)	1	5955	0.60	1.50	No
		49	6195	0.90	1.50	No
		93	6415	0.90	1.50	No
		97	6435	0.80	1.50	No
		105	6475	1.30	1.50	No
		113	6515	1.00	1.50	No
		117	6535	0.70	1.50	No
		149	6695	1.30	1.50	No
		181	6855	1.10	1.50	No
		185	6875	0.90	1.50	No
		209	6995	0.60	1.50	No
		233	7115	0.60	1.50	No
802.11be(EHT20)	1	5955	3.80	4.00	No	

	(RU106)	49	6195	3.40	4.00	No
		93	6415	3.70	4.00	No
		97	6435	3.50	4.00	No
		105	6475	3.10	4.00	No
		113	6515	3.70	4.00	No
		117	6535	3.80	4.00	No
		149	6695	3.50	4.00	No
		181	6855	3.30	4.00	No
		185	6875	3.70	4.00	No
		209	6995	3.40	4.00	No
		233	7115	3.40	4.00	No

Note: When multiple channel bandwidth configurations in a frequency band have the same maximum tune-up output power, the test configuration is determined by applying the following steps sequentially.

- 1) The largest channel bandwidth configuration is selected between the multiple configurations in a frequency band with the same maximum tune-up output power.

8.1.18 6G WIFI (MIMO) (Tablet Mode)

Band (GHz)	Mode	Channel	Freq. (MHz)	Conducted Power (dBm)	Tune-up Limit (dBm)	SAR Test Require.
6	802.11a	1	5955	9.20	10.00	No
		49	6195	9.30	10.00	No
		93	6415	9.40	10.00	No
		97	6435	9.20	10.00	No
		105	6475	9.10	10.00	No
		113	6515	9.30	10.00	No
		117	6535	9.70	10.00	No
		149	6695	9.30	10.00	No
		181	6855	9.70	10.00	No
		185	6875	9.50	10.00	No
		189	6895	9.80	10.00	No
		209	6995	9.70	10.00	No
		229	7095	9.50	10.00	No
		233	7115	9.60	10.00	No
	802.11ax(HE20) (SU)	1	5955	9.30	10.00	No
		49	6195	9.70	10.00	No
		93	6415	9.60	10.00	No
		97	6435	9.50	10.00	No
		105	6475	9.20	10.00	No
		113	6515	9.60	10.00	No
		117	6535	9.70	10.00	No
		149	6695	9.50	10.00	No
		181	6855	9.10	10.00	No
		185	6875	9.40	10.00	No
		209	6995	9.60	10.00	No
		233	7115	9.40	10.00	No
	802.11ax(HE40) (SU)	3	5965	12.70	13.00	No
		51	6205	12.10	13.00	No
		91	6405	12.50	13.00	No
		99	6445	12.20	13.00	No
		107	6485	12.10	13.00	No
		115	6525	12.30	13.00	No
		123	6565	12.70	13.00	No
		147	6685	12.80	13.00	No
		179	6845	12.20	13.00	No
		187	6885	12.20	13.00	No
195		6925	12.10	13.00	No	
211		7005	12.40	13.00	No	
227	7085	12.40	13.00	No		

	802.11ax(HE80) (SU)	7	5985	13.10	13.50	No
		55	6225	13.10	13.50	No
		87	6385	13.10	13.50	No
		103	6465	13.10	13.50	No
		119	6545	13.30	13.50	No
		135	6625	12.90	13.50	No
		151	6705	13.20	13.50	No
		167	6785	13.00	13.50	No
		183	6865	13.10	13.50	No
		199	6945	13.10	13.50	No
		215	7025	12.90	13.50	No
	802.11ax(HE160) (SU)	15	6025	12.80	13.50	No
		47	6185	13.40	13.50	No
		79	6345	12.60	13.50	No
		111	6505	12.80	13.50	No
		143	6665	13.30	13.50	No
		175	6825	13.00	13.50	No
		207	6985	13.10	13.50	No
	802.11be(EHT20) (SU)	1	5955	9.50	10.00	No
		49	6195	9.10	10.00	No
		93	6415	9.50	10.00	No
		97	6435	9.30	10.00	No
		105	6475	9.40	10.00	No
		113	6515	9.20	10.00	No
		117	6535	9.30	10.00	No
		149	6695	9.50	10.00	No
		181	6855	9.30	10.00	No
		185	6875	9.30	10.00	No
		209	6995	9.40	10.00	No
		233	7115	9.80	10.00	No
	802.11be(EHT40) (SU)	3	5965	12.30	13.00	No
		51	6205	12.10	13.00	No
		91	6405	12.60	13.00	No
		99	6445	12.40	13.00	No
		107	6485	12.50	13.00	No
		115	6525	12.80	13.00	No
		123	6565	12.80	13.00	No
		147	6685	12.30	13.00	No
		179	6845	12.60	13.00	No
		187	6885	12.40	13.00	No
		195	6925	12.70	13.00	No
		211	7005	12.10	13.00	No
227		7085	12.20	13.00	No	

	802.11be(EHT80) (SU)	7	5985	13.20	14.00	No
		55	6225	13.60	14.00	No
		87	6385	13.10	14.00	No
		103	6465	13.50	14.00	No
		119	6545	13.40	14.00	No
		135	6625	13.10	14.00	No
		151	6705	13.50	14.00	No
		167	6785	13.50	14.00	No
		183	6865	13.30	14.00	No
		199	6945	13.50	14.00	No
		215	7025	13.40	14.00	No
	802.11be(EHT160) (SU)	15	6025	13.80	14.00	No
		47	6185	13.70	14.00	No
		79	6345	13.50	14.00	No
		111	6505	13.70	14.00	No
		143	6665	13.30	14.00	No
		175	6825	13.40	14.00	No
		207	6985	13.30	14.00	No
	802.11be(EHT20) (RU26)	1	5955	1.30	2.00	No
		49	6195	1.10	2.00	No
		93	6415	1.10	2.00	No
		97	6435	1.60	2.00	No
		105	6475	1.10	2.00	No
		113	6515	1.40	2.00	No
		117	6535	1.30	2.00	No
		149	6695	1.10	2.00	No
		181	6855	1.80	2.00	No
		185	6875	1.70	2.00	No
		209	6995	1.40	2.00	No
		233	7115	1.80	2.00	No
	802.11be(EHT20) (RU52)	1	5955	4.20	4.50	No
		49	6195	3.70	4.50	No
		93	6415	4.10	4.50	No
		97	6435	4.30	4.50	No
		105	6475	3.80	4.50	No
		113	6515	3.80	4.50	No
		117	6535	4.00	4.50	No
		149	6695	4.20	4.50	No
		181	6855	4.10	4.50	No
		185	6875	4.20	4.50	No
		209	6995	4.10	4.50	No
		233	7115	3.60	4.50	No
802.11be(EHT20)	1	5955	6.60	7.00	No	

	(RU106)	49	6195	6.20	7.00	No
		93	6415	6.70	7.00	No
		97	6435	6.50	7.00	No
		105	6475	6.70	7.00	No
		113	6515	6.10	7.00	No
		117	6535	6.30	7.00	No
		149	6695	6.40	7.00	No
		181	6855	6.70	7.00	No
		185	6875	6.50	7.00	No
		209	6995	6.10	7.00	No
		233	7115	6.10	7.00	No

Note: For WiFi SAR testing was performed on single antenna RF power in SISO mode that is larger to the single antenna RF power in MIMO mode, and for RF exposure assessment of MIMO mode simultaneous transmission used more conservative "Max. (main ant) + Max. (aux. ant) " method to determine SAR compliance. When the sum of 1-g SISO transmission SAR measurement is <1.6 W/kg, or the SPLSR value ≤ 0.04 the MIMO SAR test is not required.

8.2 Bluetooth

8.2.1 Bluetooth (Aux. Antenna)

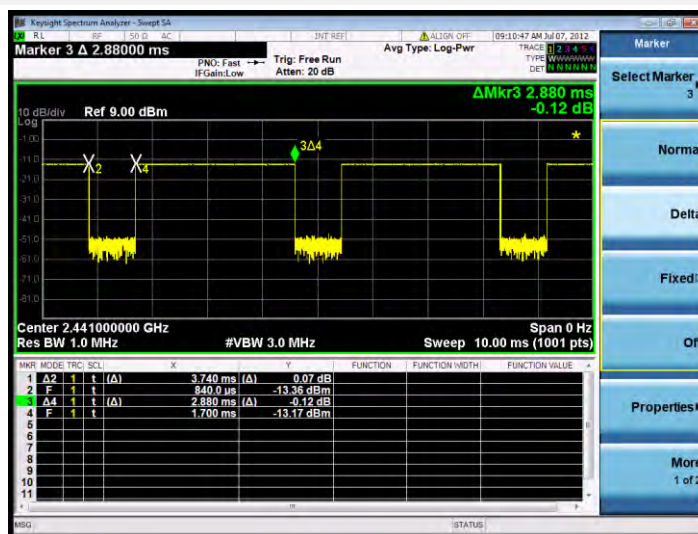
Mode	GFSK			π/4-DQPSK		
Channel	0	39	78	0	39	78
Frequency (MHz)	2402	2441	2480	2402	2441	2480
Average Power (dBm)	9.53	9.63	9.61	9.85	9.65	9.64
Tune-Up Limit (dBm)	10.00	10.00	10.00	10.00	10.00	10.00
SAR Test Require	Yes	Yes	Yes	No	No	No
Mode	8-DPSK			/		
Channel	0	39	78	/	/	/
Frequency (MHz)	2402	2441	2480	/	/	/
Average Power (dBm)	9.37	9.50	9.11	/	/	/
Tune-Up Limit (dBm)	10.00	10.00	10.00	/	/	/
SAR Test Require	No	No	No	/	/	/
Mode	BLE-1Mbps			BLE-2Mbps		
Channel	0	19	39	1	19	38
Frequency (MHz)	2402	2440	2480	2404	2440	2478
Average Power (dBm)	9.31	8.96	8.77	9.23	8.73	9.25
Tune-Up Limit (dBm)	9.50	9.50	9.50	9.50	9.50	9.50
SAR Test Require	No	No	No	No	No	No

Note: Since Bluetooth BR mode is the maximum output power mode, SAR measurements were performed with test software using DH5 modulation, and SAR measurement is not required for the EDR and LE. When the secondary mode is $\leq \frac{1}{4}$ dB higher than the primary mode.

The Bluetooth duty cycle is 77.01% as following figure, according to 2016 Oct. TCB workshop for Bluetooth SAR scaling need further consideration and the maximum duty cycle is 100%, therefore the actual duty cycle will be scaled up to 100% for Bluetooth reported SAR calculation.

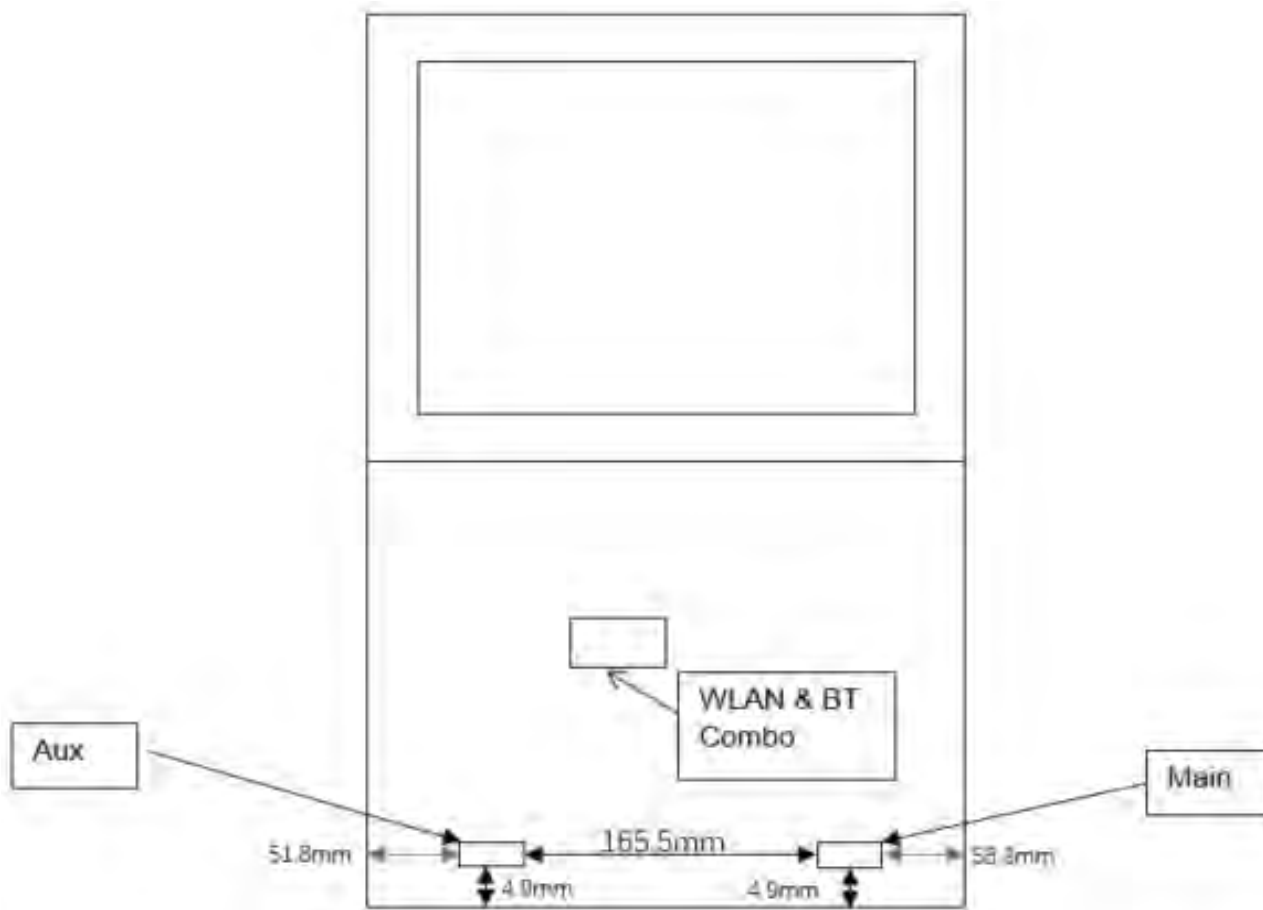
Duty Cycle

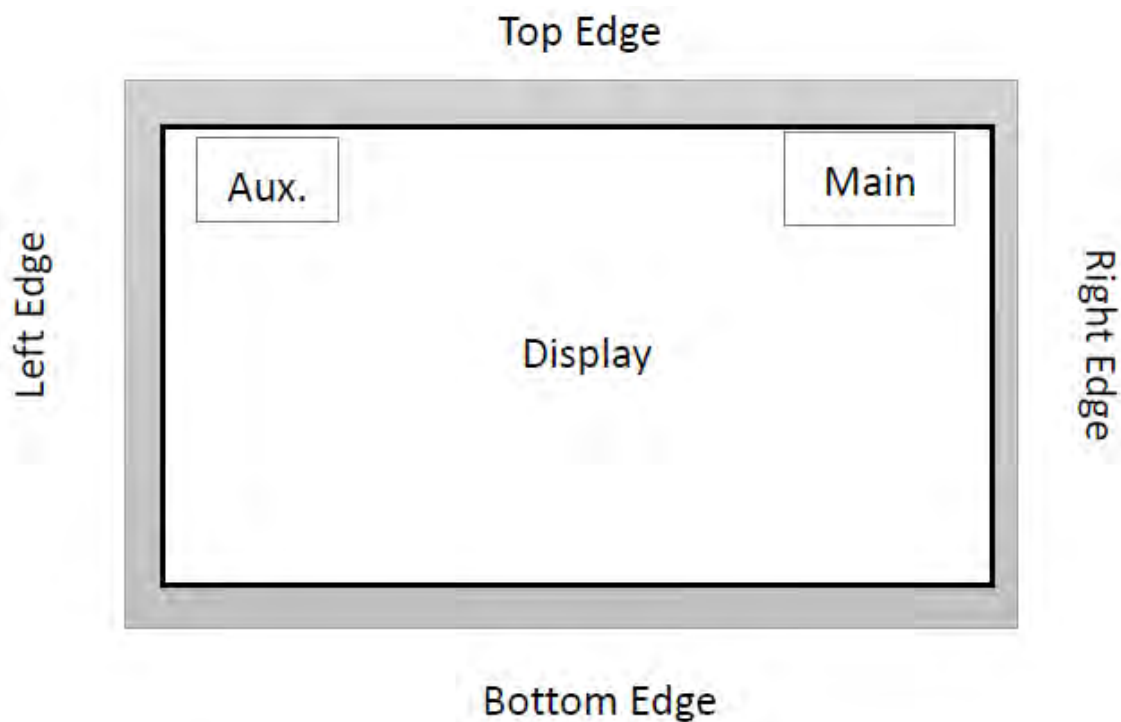
Bluetooth-GFSK



9 TEST EXCLUSION CONSIDERATION

9.1 Antenna Location Sketch





Antenna	Support Bands
Aux.	WLAN 2.4G/5G/6G/BT
Main	WLAN 2.4G/5G/6G

9.2 SAR Test Consideration Table

According with FCC KDB 447498 D04, Appendix B, The SAR-based exemption formula applies for single fixed, mobile, and portable RF sources with available maximum time-averaged power or effective radiated power (ERP), whichever is greater, of less than or equal to the threshold Pth (mW).

This method shall only be used at separation distances from 0.5 cm to 40 cm and at frequencies from 0.3 GHz to 6 GHz (inclusive). The following table shows the power threshold from 5mm to 50mm.

Power Thresholds (mW)					
Frequency (MHz)	At separation distance of ≤ 5 mm	At separation distance of 10 mm	At separation distance of 15 mm	At separation distance of 20 mm	At separation distance of 25 mm
300	39 mW	65 mW	88 mW	110 mW	129 mW
450	22 mW	44 mW	67 mW	89 mW	112 mW
835	9 mW	25 mW	44 mW	66 mW	90 mW
1900	3 mW	12 mW	26 mW	44 mW	66 mW
2450	3 mW	10 mW	22 mW	38 mW	59 mW
3600	2 mW	8 mW	18 mW	32 mW	49 mW
5800	1 mW	6 mW	14 mW	25 mW	40 mW
Frequency (MHz)	At separation distance of 30 mm	At separation distance of 35 mm	At separation distance of 40 mm	At separation distance of 45 mm	At separation distance of 50 mm
300	148 mW	166 mW	184 mW	201 mW	217 mW
450	135 mW	158 mW	180 mW	203 mW	226 mW
835	116 mW	145 mW	175 mW	207 mW	240 mW
1900	92 mW	122 mW	157 mW	195 mW	236 mW
2450	83 mW	111 mW	143 mW	179 mW	219 mW
3600	71 mW	96 mW	125 mW	158 mW	195 mW
5800	58 mW	80 mW	106 mW	136 mW	169 mW

9.2.1 SAR Test Consideration

This host is a notebook computer, under normal use the RF exposure scenarios are shown in the table below:

RF Exposure Position	RF Exposure Scenarios
Bottom Side	Body
Front Edge	Body
Back Side	Body
Left Edge	Body
Right Edge	Body
Top Edge	Body
Left Edge	Limbs
Right Edge	Limbs
Keyboard Side	Limbs

Aux. Antenna Body RF exposure scenarios

Test Position Configurations	Mode	Bluetooth	WLAN 2.4GHz	U-NII-2A	U-NII-2C	U-NII-3	U-NII-4	U-NII-5/6/7/8
Calculated Frequency (MHz)		2480	2462	5320	5710	5825	5925	6000
Bottom Side	Distance to User (mm)	6.45						
	Max. Peak Power (dBm)	10.00	16.00	14.00	16.00	16.00	16.00	13.00
	Max. Peak Power (mW)	10.00	39.81	25.12	39.81	39.81	39.81	19.95
	Exclusion Threshold (mW)	4.41	4.44	2.50	2.37	2.33	2.31	2.28
	SAR Test Required	Yes	Yes	Yes	Yes	Yes	Yes	Yes
Front Edge	Distance to User (mm)	4.9						
	Max. Peak Power (dBm)	10.00	16.00	14.00	16.00	16.00	16.00	13.00
	Max. Peak Power (mW)	10.00	39.81	25.12	39.81	39.81	39.81	19.95
	Exclusion Threshold (mW)	2.61	2.63	1.41	1.34	1.31	1.30	1.28
	SAR Test Required	Yes	Yes	Yes	Yes	Yes	Yes	Yes
Back Side	Distance to User (mm)	5						
	Max. Peak Power (dBm)	10.00	12.00	10.00	10.00	10.00	10.00	10.50
	Max. Peak Power (mW)	10.00	15.85	10.00	10.00	10.00	10.00	11.22
	Exclusion Threshold (mW)	2.72	2.73	1.47	1.39	1.37	1.35	1.34
	SAR Test Required	Yes	Yes	Yes	Yes	Yes	Yes	Yes
Left Edge	Distance to User (mm)	51.8						
	Max. Peak Power (dBm)	10.00	12.00	10.00	10.00	10.00	10.00	10.50
	Max. Peak Power (mW)	10.00	15.85	10.00	10.00	10.00	10.00	11.22
	Exclusion Threshold (mW)	233.44	233.94	186.61	182.78	181.71	180.81	180.14
	SAR Test Required	No	No	No	No	No	No	No
Right Edge	Distance to User (mm)	263.5						
	Max. Peak Power (dBm)	10.00	12.00	10.00	10.00	10.00	10.00	10.50
	Max. Peak Power (mW)	10.00	15.85	10.00	10.00	10.00	10.00	11.22
	Exclusion Threshold (mW)	5173.95	5171.69	5415.87	5438.86	5445.36	5450.91	5455.02
	SAR Test Required	No	No	No	No	No	No	No
Top Edge	Distance to User (mm)	4.9						
	Max. Peak Power (dBm)	10.00	12.00	10.00	10.00	10.00	10.00	10.50
	Max. Peak Power (mW)	10.00	15.85	10.00	10.00	10.00	10.00	11.22
	Exclusion Threshold (mW)	2.61	2.63	1.41	1.34	1.31	1.30	1.28
	SAR Test Required	Yes	Yes	Yes	Yes	Yes	Yes	Yes

Main Antenna Body RF exposure scenarios

Test Position Configurations	Mode	WLAN 2.4GHz	U-NII-2A	U-NII-2C	U-NII-3	U-NII-4	U-NII-5/6/7/8
Calculated Frequency (MHz)		2462	5320	5710	5825	5925	6000
Bottom Side	Distance to User (mm)	6.45					
	Max. Peak Power (dBm)	15.00	14.00	16.00	16.00	16.00	13.00
	Max. Peak Power (mW)	31.62	25.12	39.81	39.81	39.81	19.95
	Exclusion Threshold (mW)	4.44	2.50	2.37	2.33	2.31	2.28
	SAR Test Required	Yes	Yes	Yes	Yes	Yes	Yes
Front Edge	Distance to User (mm)	4.9					
	Max. Peak Power (dBm)	15.00	14.00	16.00	16.00	16.00	13.00
	Max. Peak Power (mW)	31.62	25.12	39.81	39.81	39.81	19.95
	Exclusion Threshold (mW)	2.63	1.41	1.34	1.31	1.30	1.28
	SAR Test Required	Yes	Yes	Yes	Yes	Yes	Yes
Back Side	Distance to User (mm)	5					
	Max. Peak Power (dBm)	12.00	11.00	11.00	11.00	11.00	10.50
	Max. Peak Power (mW)	15.85	12.59	12.59	12.59	12.59	11.22
	Exclusion Threshold (mW)	2.73	1.47	1.39	1.37	1.35	1.34
	SAR Test Required	Yes	Yes	Yes	Yes	Yes	Yes
Left Edge	Distance to User (mm)	257					
	Max. Peak Power (dBm)	12.00	11.00	11.00	11.00	11.00	10.50
	Max. Peak Power (mW)	15.85	12.59	12.59	12.59	12.59	11.22
	Exclusion Threshold (mW)	4931.60	5142.90	5162.75	5168.36	5173.15	5176.70
	SAR Test Required	No	No	No	No	No	No
Right Edge	Distance to User (mm)	58.3					
	Max. Peak Power (dBm)	12.00	11.00	11.00	11.00	11.00	10.50
	Max. Peak Power (mW)	15.85	12.59	12.59	12.59	12.59	11.22
	Exclusion Threshold (mW)	292.96	238.36	233.89	232.65	231.59	230.81
	SAR Test Required	No	No	No	No	No	No
Top Edge	Distance to User (mm)	4.9					
	Max. Peak Power (dBm)	12.00	11.00	11.00	11.00	11.00	10.50
	Max. Peak Power (mW)	15.85	12.59	12.59	12.59	12.59	11.22
	Exclusion Threshold (mW)	2.63	1.41	1.34	1.31	1.30	1.28
	SAR Test Required	Yes	Yes	Yes	Yes	Yes	Yes

Aux. Antenna Limbs RF exposure scenarios

Test Position Configurations	Mode	Bluetooth	WLAN 2.4GHz	U-NII-2A	U-NII-2C	U-NII-3	U-NII-4	U-NII-5/6/7/8
Calculated Frequency (MHz)		2480	2462	5320	5710	5825	5925	6000
Left Edge	Distance to User (mm)	51.8						
	Max. Peak Power (dBm)	10.00	16.00	14.00	16.00	16.00	16.00	13.00
	Max. Peak Power (mW)	10.00	39.81	25.12	39.81	39.81	39.81	19.95
	Exclusion Threshold (mW)	466.88	467.88	373.23	365.56	363.43	361.62	360.29
	SAR Test Required	No	No	No	No	No	No	No
Right Edge	Distance to User (mm)	263.5						
	Max. Peak Power (dBm)	10.00	16.00	14.00	16.00	16.00	16.00	13.00
	Max. Peak Power (mW)	10.00	39.81	25.12	39.81	39.81	39.81	19.95
	Exclusion Threshold (mW)	10347.89	10343.38	10831.74	10877.72	10890.71	10901.82	10910.03
	SAR Test Required	No	No	No	No	No	No	No
Keyboard Side	Distance to User (mm)	5						
	Max. Peak Power (dBm)	10.00	16.00	14.00	16.00	16.00	16.00	13.00
	Max. Peak Power (mW)	10.00	39.81	25.12	39.81	39.81	39.81	19.95
	Exclusion Threshold (mW)	5.43	5.47	2.95	2.79	2.74	2.71	2.68
	SAR Test Required	Yes	Yes	Yes	Yes	Yes	Yes	Yes

Main Antenna Limbs RF exposure scenarios

Test Position Configurations	Mode	WLAN 2.4GHz	U-NII-2A	U-NII-2C	U-NII-3	U-NII-4	U-NII-5/6/7/8
Calculated Frequency (MHz)		2462	5320	5710	5825	5925	6000
Left Edge	Distance to User (mm)	257					
	Max. Peak Power (dBm)	15.50	14.00	16.00	16.00	16.00	13.00
	Max. Peak Power (mW)	35.48	25.12	39.81	39.81	39.81	19.95
	Exclusion Threshold (mW)	9863.19	10285.80	10325.50	10336.72	10346.30	10353.39
	SAR Test Required	No	No	No	No	No	No
Right Edge	Distance to User (mm)	58.3					
	Max. Peak Power (dBm)	15.50	14.00	16.00	16.00	16.00	13.00
	Max. Peak Power (mW)	35.48	25.12	39.81	39.81	39.81	19.95
	Exclusion Threshold (mW)	585.93	476.73	467.79	465.30	463.18	461.62
	SAR Test Required	No	No	No	No	No	No
Keyboard Side	Distance to User (mm)	5					
	Max. Peak Power (dBm)	15.50	14.00	16.00	16.00	16.00	13.00
	Max. Peak Power (mW)	35.48	25.12	39.81	39.81	39.81	19.95
	Exclusion Threshold (mW)	5.47	2.95	2.79	2.74	2.71	2.68
	SAR Test Required	Yes	Yes	Yes	Yes	Yes	Yes

Note:

1. Maximum power is the source-based time-average power and represents the maximum RF output power including tune-up tolerance among production units
2. Per KDB 447498 D04, for larger devices, the test separation distance of adjacent edge configuration is determined by the closest separation between the antenna and the user.
3. Per KDB 447498 D04, standalone SAR test exclusion threshold is applied; If the distance of the antenna to the user is < 5mm, 5mm is used to determine SAR exclusion threshold
4. Per KDB 447498 D04, for separation distances from 0.5 cm to 40 cm and at frequencies from 0.3 GHz to 6 GHz (inclusive), the threshold Pth (mW) is given by Following:

$$P_{th}(mW) = \begin{cases} ERP_{20cm}(d/20cm)^x & d \leq 20cm \\ ERP_{20cm} & 20cm < d \leq 40cm \end{cases}$$

where

$$x = -\log_{10} \left(\frac{60}{ERP_{20cm} \sqrt{f}} \right)$$

- a. f(GHz) is the RF channel transmit frequency in GHz
- b. d is the separation distance (cm), The result is rounded to one decimal place for comparison
- c. ERP_{20cm} are determined by:

$$ERP_{20cm}(mW) = f(x) = \begin{cases} 2040f & 0.3GHz \leq f < 1.5GHz \\ 3060 & 1.5GHz \leq f \leq 6GHz \end{cases}$$

5. Per KDB 248227 D01, choose the highest output power channel to test SAR and determine further SAR exclusion.8. For each frequency band, testing at higher data rates and higher order modulations is not required when the maximum average output power for each of these configurations is less than 1/4dB higher than those measured at the lowest data rate
6. Per KDB 248227 D01 SAR is not required for the following 2.4 GHz OFDM conditions.
 - a. When KDB Publication 447498 D04 SAR test exclusion applies to the OFDM configuration.
 - b. When the highest reported SAR for DSSS is adjusted by the ratio of OFDM to DSSS specified maximum output power and the adjusted SAR is ≤ 1.2 W/kg.
7. Per KDB 248227 D01 SAR is not required for the following U-NII-1 and U-NII-2A bands conditions.
 - a. When the same maximum output power is specified for both bands, begin SAR measurement in U-NII-2A band by applying the OFDM SAR requirements. If the highest reported SAR for a test configuration is ≤ 1.2 W/kg, SAR is not required for U-NII-1 band for that configuration (802.11 mode and exposure condition); otherwise, each band is tested independently for SAR.
 - b. When different maximum output power is specified for the bands, begin SAR measurement in the band with higher specified maximum output power. The highest reported SAR for the tested configuration is adjusted by the ratio of lower to higher specified maximum output power for the two bands. When the adjusted SAR is ≤ 1.2 W/kg, SAR is not required for the band with lower maximum output power in that test configuration; otherwise, each band is tested independently for SAR.

10 TEST RESULT

1. The reported SAR is the measured SAR value adjusted for maximum tune-up tolerance.
 - a. Tune-up scaling Factor = tune-up limit power (mW) / EUT RF power (mW), where tune-up limit is the maximum rated power among all production units.
 - b. For SAR testing of WIFI signal with non-100% duty cycle, the measured SAR is scaled-up by the duty cycle scaling factor which is equal to "1/(duty cycle)".
 - c. For WIFI/Bluetooth: Reported SAR(W/kg)= Measured SAR(W/kg)* Duty Cycle scaling factor * Tune-up scaling factor
2. Absorbed power density (APD) using a 4cm² averaging area is reported based on SAR measurements.
3. Per KDB 447498 D04, for each exposure position, testing of other required channels within the operating mode of a frequency band is not required when the reported 1-g or 10-g SAR for the mid-band or highest output power channel is:
 - ≤ 0.8 W/kg or 2.0 W/kg, for 1-g or 10-g respectively, when the transmission band is ≤ 100 MHz
 - ≤ 0.6 W/kg or 1.5 W/kg, for 1-g or 10-g respectively, when the transmission band is between 100 MHz and 200 MHz
 - ≤ 0.4 W/kg or 1.0 W/kg, for 1-g or 10-g respectively, when the transmission band is ≥ 200 MHz
4. Per KDB 865664 D01v01r04, for each frequency band, repeated SAR measurement is required only when the measured SAR is ≥ 0.8 W/kg

10.1 Bluetooth

Mode	Antenna Manufacturer	Antenna	Test State	Position	Dist. (mm)	Ch.	Freq. (MHz)	Power Drift (dB)	1g Meas SAR (W/kg)	Meas. Power (dBm)	Max. tune-up power (dBm)	Scaling Factor	Duty cycle (%)	Duty cycle Factor	1g Scaled SAR (W/kg)	Meas. No.
Body																
DH5	AWAN	Aux.	Laptop	Bottom Side	0	39	2441	-0.02	0.187	9.63	10.00	1.089	77.01	1.299	0.265	/
	AWAN	Aux.	Laptop	Front Edge	0	39	2441	0.02	0.123	9.63	10.00	1.089	77.01	1.299	0.174	/
	Southstar	Aux.	Laptop	Bottom Side	0	39	2441	-0.02	0.199	9.63	10.00	1.089	77.01	1.299	0.282	1#
	Southstar	Aux.	Laptop	Front Edge	0	39	2441	0.04	0.118	9.53	10.00	1.114	77.01	1.299	0.171	/
	Southstar	Aux.	Laptop	Bottom Side	0	0	2402	0.04	0.155	9.53	10.00	1.114	77.01	1.299	0.224	/
	Southstar	Aux.	Laptop	Bottom Side	0	78	2480	0.01	0.165	9.61	10.00	1.094	77.01	1.299	0.234	/
	AWAN	Aux.	Tablet	Back Side	0	39	2441	0.05	0.103	9.63	10.00	1.089	77.01	1.299	0.146	/
	AWAN	Aux.	Tablet	Top Edge	0	39	2441	0.06	0.045	9.63	10.00	1.089	77.01	1.299	0.064	/
	Southstar	Aux.	Tablet	Back Side	0	39	2441	0.05	0.111	9.63	10.00	1.089	77.01	1.299	0.157	/
	Southstar	Aux.	Tablet	Top Edge	0	39	2441	0.02	0.055	9.63	10.00	1.089	77.01	1.299	0.078	/

Note: Refer to ANNEX C for the detailed test data for each test configuration.

Mode	Antenna Manufacturer	Antenna	Test State	Position	Dist. (mm)	Ch.	Freq. (MHz)	Power Drift (dB)	10g Meas SAR (W/kg)	Meas. Power (dBm)	Max. tune-up power (dBm)	Scaling Factor	Duty cycle (%)	Duty cycle Factor	10g Scaled SAR (W/kg)	Meas. No.
Limbs																
DH5	AWAN	Aux.	Laptop	Keyboard Side	0	39	2441	0.09	0.023	9.63	10.00	1.089	77.01	1.299	0.033	/
	Southstar	Aux.	Laptop	Keyboard Side	0	39	2441	-0.11	0.032	9.63	10.00	1.089	77.01	1.299	0.045	14#
	Southstar	Aux.	Laptop	Keyboard Side	0	0	2402	0.13	0.028	9.53	10.00	1.114	77.01	1.299	0.041	/
	Southstar	Aux.	Laptop	Keyboard Side	0	78	2480	-0.12	0.027	9.61	10.00	1.094	77.01	1.299	0.038	/

Note: Refer to ANNEX C for the detailed test data for each test configuration.

10.2WIFI 2.4GHZ

Mode	Antenna Manufacturer	Antenna	Test State	Position	Dist. (mm)	Ch.	Freq. (MHz)	Power Drift (dB)	1g Meas SAR (W/kg)	Meas. Power (dBm)	Max. tune-up power (dBm)	Scaling Factor	Duty cycle (%)	Duty cycle Factor	1g Scaled SAR (W/kg)	Meas. No.
Body																
802.11b	AWAN	Aux.	Laptop	Bottom Side	0	6	2437	0.10	0.509	15.68	16.00	1.076	97.49	1.026	0.562	/
	Southstar	Aux.	Laptop	Bottom Side	0	6	2437	-0.13	0.589	15.68	16.00	1.076	97.49	1.026	0.650	/
	AWAN	Aux.	Laptop	Front Edge	0	6	2437	-0.02	0.442	15.68	16.00	1.076	97.49	1.026	0.488	/
	Southstar	Aux.	Laptop	Front Edge	0	6	2437	0.05	0.428	15.68	16.00	1.076	97.49	1.026	0.473	/
	AWAN	Aux.	Tablet	Back Side	0	6	2437	0.08	0.473	11.71	12.00	1.069	97.49	1.026	0.519	/
	AWAN	Aux.	Tablet	Top Edge	0	6	2437	-0.10	0.076	11.71	12.00	1.069	97.49	1.026	0.083	/
	AWAN	Aux.	Laptop	Bottom Side	0	1	2412	0.11	0.604	15.62	16.00	1.091	97.49	1.026	0.676	/
	AWAN	Aux.	Laptop	Bottom Side	0	11	2462	-0.15	0.651	15.65	16.00	1.084	97.49	1.026	0.724	2#
	Southstar	Aux.	Tablet	Back Side	0	6	2437	-0.03	0.214	11.71	12.00	1.069	97.49	1.026	0.235	/
	Southstar	Aux.	Tablet	Top Edge	0	6	2437	0.17	0.144	11.71	12.00	1.069	97.49	1.026	0.158	/
	AWAN	Main	Laptop	Bottom Side	0	6	2437	-0.03	0.856	15.42	15.50	1.019	97.49	1.026	0.895	/
	Southstar	Main	Laptop	Bottom Side	0	6	2437	0.00	1.000	15.42	15.50	1.019	97.49	1.026	1.045	3#
	AWAN	Main	Laptop	Front Edge	0	6	2437	0.13	0.603	15.42	15.50	1.019	97.49	1.026	0.630	/
	Southstar	Main	Laptop	Front Edge	0	6	2437	-0.15	0.613	15.42	15.50	1.019	97.49	1.026	0.641	/
	AWAN	Main	Tablet	Back Side	0	6	2437	0.04	0.652	11.81	12.00	1.045	97.49	1.026	0.699	/
	AWAN	Main	Tablet	Top Edge	0	6	2437	0.07	0.288	11.81	12.00	1.045	97.49	1.026	0.309	/
	Southstar	Main	Tablet	Back Side	0	6	2437	-0.13	0.811	11.81	12.00	1.045	97.49	1.026	0.870	/
	Southstar	Main	Tablet	Top Edge	0	6	2437	-0.18	0.286	11.81	12.00	1.045	97.49	1.026	0.307	/
	Southstar	Main	Laptop	Bottom Side	0	1	2412	-0.01	0.821	15.02	15.50	1.117	97.49	1.026	0.941	/
	Southstar	Main	Laptop	Bottom Side	0	11	2462	0.14	0.827	15.40	15.50	1.023	97.49	1.026	0.868	/
Note: Refer to ANNEX C for the detailed test data for each test configuration.																

Mode	Antenna Manufacturer	Antenna	Test State	Position	Dist. (mm)	Ch.	Freq. (MHz)	Power Drift (dB)	10g Meas SAR (W/kg)	Meas. Power (dBm)	Max. tune-up power (dBm)	Scaling Factor	Duty cycle (%)	Duty cycle Factor	10g Scaled SAR (W/kg)	Meas. No.
Limbs																
802.11b	AWAN	Aux.	Laptop	Keyboard Side	0	6	2437	0.08	0.692	15.68	16.00	1.076	97.49	1.026	0.764	/
	Southstar	Aux.	Laptop	Keyboard Side	0	6	2437	-0.13	0.701	15.68	16.00	1.076	97.49	1.026	0.774	/
	AWAN	Aux.	Laptop	Keyboard Side	0	6	2437	0.04	0.685	15.68	16.00	1.076	97.49	1.026	0.756	/
	Southstar	Aux.	Laptop	Keyboard Side	0	6	2437	0.13	0.671	15.68	16.00	1.076	97.49	1.026	0.741	/
	AWAN	Aux.	Laptop	Keyboard Side	0	1	2412	0.12	0.652	15.62	16.00	1.091	97.49	1.026	0.730	/
	AWAN	Aux.	Laptop	Keyboard Side	0	11	2462	-0.02	0.743	15.65	16.00	1.084	97.49	1.026	0.826	15#
	AWAN	Main	Laptop	Keyboard Side	0	6	2437	0.19	0.812	15.42	15.50	1.019	97.49	1.026	0.849	/
	Southstar	Main	Laptop	Keyboard Side	0	6	2437	-0.02	0.914	15.42	15.50	1.019	97.49	1.026	0.956	16#
	AWAN	Main	Laptop	Keyboard Side	0	6	2437	-0.12	0.775	15.42	15.50	1.019	97.49	1.026	0.810	/
	Southstar	Main	Laptop	Keyboard Side	0	6	2437	0.00	0.896	15.42	15.50	1.019	97.49	1.026	0.937	/
	Southstar	Main	Laptop	Keyboard Side	0	1	2412	-0.07	0.756	15.02	15.50	1.117	97.49	1.026	0.866	/
	Southstar	Main	Laptop	Keyboard Side	0	11	2462	0.04	0.775	15.40	15.50	1.023	97.49	1.026	0.813	/
Note: Refer to ANNEX C for the detailed test data for each test configuration.																

10.3WIFI 5GHZ

Fre. Band	Mode	Antenna Manufacturer	Antenna	Test State	Position	Dist. (mm)	Ch.	Freq. (MHz)	Power Drift (dB)	1g Meas SAR (W/kg)	Meas. Power (dBm)	Max. tune-up power (dBm)	Scaling Factor	Duty cycle (%)	Duty cycle Factor	1g Scaled SAR (W/kg)	Meas. No.
Body																	
5.3G	802.11 ac80	AWAN	Aux.	Laptop	Bottom Side	0	58	5290	0.03	0.203	13.45	14.00	1.135	99.50	1.005	0.232	/
		Southstar	Aux.	Laptop	Bottom Side	0	58	5290	0.08	0.182	13.45	14.00	1.135	99.50	1.005	0.208	/
		AWAN	Aux.	Laptop	Front Edge	0	58	5290	0.03	0.612	13.45	14.00	1.135	99.50	1.005	0.698	/
		Southstar	Aux.	Laptop	Front Edge	0	58	5290	-0.07	0.832	13.45	14.00	1.135	99.50	1.005	0.949	4#
		AWAN	Aux.	Tablet	Back Side	0	58	5290	-0.01	0.456	9.68	10.00	1.076	99.50	1.005	0.493	/
		AWAN	Aux.	Tablet	Top Edge	0	58	5290	-0.01	0.162	9.68	10.00	1.076	99.50	1.005	0.175	/
		Southstar	Aux.	Tablet	Back Side	0	58	5290	0.03	0.444	9.68	10.00	1.076	99.50	1.005	0.480	/
		Southstar	Aux.	Tablet	Top Edge	0	58	5290	0.00	0.152	9.68	10.00	1.076	99.50	1.005	0.164	/
		AWAN	Main	Laptop	Bottom Side	0	58	5290	0.18	0.239	13.48	14.00	1.127	99.50	1.005	0.271	/
		Southstar	Main	Laptop	Bottom Side	0	58	5290	0.03	0.204	13.48	14.00	1.127	99.50	1.005	0.231	/
		AWAN	Main	Laptop	Front Edge	0	58	5290	-0.04	0.533	13.48	14.00	1.127	99.50	1.005	0.604	/
		Southstar	Main	Laptop	Front Edge	0	58	5290	-0.03	0.863	13.48	14.00	1.127	99.50	1.005	0.977	5#
		AWAN	Main	Tablet	Back Side	0	58	5290	0.07	0.546	10.60	11.00	1.096	99.50	1.005	0.601	/
		AWAN	Main	Tablet	Top Edge	0	58	5290	0.03	0.152	10.60	11.00	1.096	99.50	1.005	0.167	/
		Southstar	Main	Tablet	Back Side	0	58	5290	0.02	0.501	10.60	11.00	1.096	99.50	1.005	0.552	/
Southstar	Main	Tablet	Top Edge	0	58	5290	-0.16	0.144	10.60	11.00	1.096	99.50	1.005	0.159	/		
5.6G	802.11 ac160	AWAN	Aux.	Laptop	Bottom Side	0	114	5570	-0.16	0.589	15.56	16.00	1.107	99.20	1.008	0.657	/
		AWAN	Aux.	Laptop	Front Edge	0	114	5570	-0.09	0.674	15.56	16.00	1.107	99.20	1.008	0.752	/
		Southstar	Aux.	Laptop	Bottom Side	0	114	5570	-0.02	0.594	15.56	16.00	1.107	99.20	1.008	0.663	/
		Southstar	Aux.	Laptop	Front Edge	0	114	5570	-0.01	0.720	15.56	16.00	1.107	99.20	1.008	0.803	6#
		AWAN	Aux.	Tablet	Back Side	0	114	5570	0.12	0.528	9.73	10.00	1.064	99.20	1.008	0.566	/
		AWAN	Aux.	Tablet	Top Edge	0	114	5570	-0.13	0.212	9.73	10.00	1.064	99.20	1.008	0.227	/
		Southstar	Aux.	Tablet	Back Side	0	114	5570	0.06	0.503	9.73	10.00	1.064	99.20	1.008	0.539	/
		Southstar	Aux.	Tablet	Top Edge	0	114	5570	-0.05	0.202	9.73	10.00	1.064	99.20	1.008	0.217	/
		AWAN	Main	Laptop	Bottom Side	0	114	5570	-0.04	0.268	15.54	16.00	1.112	99.20	1.008	0.300	/
		AWAN	Main	Laptop	Front Edge	0	114	5570	0.11	0.685	15.54	16.00	1.112	99.20	1.008	0.768	/
		Southstar	Main	Laptop	Bottom Side	0	114	5570	0.13	0.271	15.54	16.00	1.112	99.20	1.008	0.304	/
		Southstar	Main	Laptop	Front Edge	0	114	5570	0.10	0.746	15.54	16.00	1.112	99.20	1.008	0.836	7#
		AWAN	Main	Tablet	Back Side	0	114	5570	-0.08	0.421	10.64	11.00	1.086	99.20	1.008	0.461	/
		AWAN	Main	Tablet	Top Edge	0	114	5570	0.09	0.213	10.64	11.00	1.086	99.20	1.008	0.233	/
		Southstar	Main	Tablet	Back Side	0	114	5570	-0.12	0.448	10.64	11.00	1.086	99.20	1.008	0.490	/
Southstar	Main	Tablet	Top Edge	0	114	5570	-0.09	0.223	10.64	11.00	1.086	99.20	1.008	0.244	/		
5.8G	802.11	AWAN	Aux.	Laptop	Bottom Side	0	155	5775	0.12	0.605	15.69	16.00	1.074	99.50	1.005	0.653	/

ac80	AWAN	Aux.	Laptop	Front Edge	0	155	5775	0.14	0.751	15.69	16.00	1.074	99.50	1.005	0.811	/		
	Southstar	Aux.	Laptop	Bottom Side	0	155	5775	-0.17	0.618	15.69	16.00	1.074	99.50	1.005	0.667	/		
	Southstar	Aux.	Laptop	Front Edge	0	155	5775	-0.09	0.819	15.69	16.00	1.074	99.50	1.005	0.884	8#		
	AWAN	Aux.	Tablet	Back Side	0	155	5775	0.19	0.521	9.82	10.00	1.042	99.50	1.005	0.546	/		
	AWAN	Aux.	Tablet	Top Edge	0	155	5775	-0.15	0.176	9.82	10.00	1.042	99.50	1.005	0.184	/		
	Southstar	Aux.	Tablet	Back Side	0	155	5775	0.07	0.562	9.82	10.00	1.042	99.50	1.005	0.589	/		
	Southstar	Aux.	Tablet	Top Edge	0	155	5775	0.18	0.184	9.82	10.00	1.042	99.50	1.005	0.193	/		
	AWAN	Main	Laptop	Bottom Side	0	155	5775	0.12	0.398	15.38	16.00	1.153	99.50	1.005	0.461	/		
	AWAN	Main	Laptop	Front Edge	0	155	5775	0.15	0.785	15.38	16.00	1.153	99.50	1.005	0.910	/		
	Southstar	Main	Laptop	Bottom Side	0	155	5775	0.19	0.412	15.38	16.00	1.153	99.50	1.005	0.477	/		
	Southstar	Main	Laptop	Front Edge	0	155	5775	0.02	0.872	15.38	16.00	1.153	99.50	1.005	1.010	9#		
	AWAN	Main	Tablet	Back Side	0	155	5775	0.03	0.588	10.64	11.00	1.086	99.50	1.005	0.642	/		
	AWAN	Main	Tablet	Top Edge	0	155	5775	-0.08	0.203	10.64	11.00	1.086	99.50	1.005	0.222	/		
	Southstar	Main	Tablet	Back Side	0	155	5775	0.12	0.598	10.64	11.00	1.086	99.50	1.005	0.653	/		
	Southstar	Main	Tablet	Top Edge	0	155	5775	0.13	0.226	10.64	11.00	1.086	99.50	1.005	0.247	/		
5.9G	802.11	ac160	AWAN	Aux.	Laptop	Bottom Side	0	163	5815	-0.12	0.532	15.31	16.00	1.172	99.20	1.008	0.628	/
			AWAN	Aux.	Laptop	Front Edge	0	163	5815	-0.14	0.665	15.31	16.00	1.172	99.20	1.008	0.786	/
			Southstar	Aux.	Laptop	Bottom Side	0	163	5815	0.17	0.511	15.31	16.00	1.172	99.20	1.008	0.604	/
			Southstar	Aux.	Laptop	Front Edge	0	163	5815	0.02	0.745	15.31	16.00	1.172	99.20	1.008	0.880	10#
			AWAN	Aux.	Tablet	Back Side	0	163	5815	-0.08	0.442	9.28	10.00	1.180	99.20	1.008	0.526	/
			AWAN	Aux.	Tablet	Top Edge	0	163	5815	-0.06	0.089	9.28	10.00	1.180	99.20	1.008	0.106	/
			Southstar	Aux.	Tablet	Back Side	0	163	5815	0.05	0.456	9.28	10.00	1.180	99.20	1.008	0.542	/
	Southstar	Aux.	Tablet	Top Edge	0	163	5815	-0.14	0.095	9.28	10.00	1.180	99.20	1.008	0.113	/		
	ac160	AWAN	Main	Laptop	Bottom Side	0	163	5815	0.17	0.576	15.73	16.00	1.064	99.20	1.008	0.618	/	
		AWAN	Main	Laptop	Front Edge	0	163	5815	0.06	0.885	15.73	16.00	1.064	99.20	1.008	0.949	/	
		Southstar	Main	Laptop	Bottom Side	0	163	5815	-0.15	0.582	15.73	16.00	1.064	99.20	1.008	0.624	/	
		Southstar	Main	Laptop	Front Edge	0	163	5815	0.09	0.908	15.73	16.00	1.064	99.20	1.008	0.974	11#	
		AWAN	Main	Tablet	Back Side	0	163	5815	0.19	0.577	10.35	11.00	1.161	99.20	1.008	0.675	/	
		AWAN	Main	Tablet	Top Edge	0	163	5815	-0.18	0.186	10.35	11.00	1.161	99.20	1.008	0.218	/	
		Southstar	Main	Tablet	Back Side	0	163	5815	-0.08	0.589	10.35	11.00	1.161	99.20	1.008	0.689	/	
Southstar		Main	Tablet	Top Edge	0	163	5815	-0.02	0.184	10.35	11.00	1.161	99.20	1.008	0.215	/		

Note: Refer to ANNEX C for the detailed test data for each test configuration.

Fre. Band	Mode	Antenna Manufacturer	Antenna	Test State	Position	Dist. (mm)	Ch.	Freq. (MHz)	Power Drift (dB)	10g Meas SAR (W/kg)	Meas. Power (dBm)	Max. tune-up power (dBm)	Scaling Factor	Duty cycle (%)	Duty cycle Factor	10g Scaled SAR (W/kg)	Meas. No.
Limbs																	
5.3G	802.11 ac80	AWAN	Aux.	Laptop	Keyboard Side	0	58	5290	-0.14	0.285	13.45	14.00	1.135	99.50	1.005	0.325	/
		Southstar	Aux.	Laptop	Keyboard Side	0	58	5290	-0.15	0.390	13.45	14.00	1.135	99.50	1.005	0.445	17#
		AWAN	Main	Laptop	Keyboard Side	0	58	5290	0.07	0.356	13.48	14.00	1.127	99.50	1.005	0.403	/
		Southstar	Main	Laptop	Keyboard Side	0	58	5290	-0.15	0.472	13.48	14.00	1.127	99.50	1.005	0.535	18#
5.6G	802.11 ac160	AWAN	Aux.	Laptop	Keyboard Side	0	114	5570	0.19	0.586	15.56	16.00	1.107	99.20	1.008	0.654	/
		Southstar	Aux.	Laptop	Keyboard Side	0	114	5570	-0.03	0.604	15.56	16.00	1.107	99.20	1.008	0.674	19#
		AWAN	Main	Laptop	Keyboard Side	0	114	5570	0.13	0.479	15.54	16.00	1.112	99.20	1.008	0.537	/
		Southstar	Main	Laptop	Keyboard Side	0	114	5570	-0.04	0.534	15.54	16.00	1.112	99.20	1.008	0.599	20#
5.8G	802.11 ac80	AWAN	Aux.	Laptop	Keyboard Side	0	155	5775	0.09	0.389	15.69	16.00	1.074	99.50	1.005	0.420	/
		Southstar	Aux.	Laptop	Keyboard Side	0	155	5775	0.00	0.451	15.69	16.00	1.074	99.50	1.005	0.487	21#
		AWAN	Main	Laptop	Keyboard Side	0	155	5775	0.09	0.512	15.38	16.00	1.153	99.50	1.005	0.593	/
		Southstar	Main	Laptop	Keyboard Side	0	155	5775	-0.01	0.575	15.38	16.00	1.153	99.50	1.005	0.666	22#
5.9G	802.11 ac160	AWAN	Aux.	Laptop	Keyboard Side	0	163	5815	-0.12	0.487	15.31	16.00	1.172	99.20	1.008	0.575	/
		Southstar	Aux.	Laptop	Keyboard Side	0	163	5815	-0.03	0.516	15.31	16.00	1.172	99.20	1.008	0.610	23#
		AWAN	Main	Laptop	Keyboard Side	0	163	5815	-0.02	0.501	15.73	16.00	1.064	99.20	1.008	0.537	/
		Southstar	Main	Laptop	Keyboard Side	0	163	5815	-0.02	0.525	15.73	16.00	1.064	99.20	1.008	0.563	24#
Note: Refer to ANNEX C for the detailed test data for each test configuration.																	

10.4 WIFI 6GHz

Mode	Antenna Manufacturer	Antenna	Test Position	Position	Dist. (mm)	Ch.	Freq. (MHz)	Power Drift (dB)	1g Meas SAR (W/kg)	Meas. Power (dBm)	Max. tune-up power (dBm)	Scaling Factor	Duty cycle (%)	Duty Factor	1g Scaled SAR (W/kg)	Measured APD 4cm ² [W/m ²]	Scaled APD [W/m ²]	Meas. No.
Body																		
802.11 ax160	AWAN	Aux.	Laptop	Bottom Side	0	79	6345	0.15	0.138	12.81	13.00	1.045	98.50	1.015	0.146	0.950	1.008	/
	AWAN	Aux.	Laptop	Front Edge	0	79	6345	0.00	0.289	12.81	13.00	1.045	98.50	1.015	0.307	2.000	2.121	/
	Southstar	Aux.	Laptop	Bottom Side	0	79	6345	-0.04	0.145	12.81	13.00	1.045	98.50	1.015	0.154	1.000	1.061	/
	Southstar	Aux.	Laptop	Front Edge	0	79	6345	0.17	0.232	12.81	13.00	1.045	98.50	1.015	0.246	1.600	1.697	/
	AWAN	Aux.	Tablet	Back Side	0	79	6345	-0.14	0.572	10.25	10.50	1.059	98.50	1.015	0.615	3.950	4.246	/
	AWAN	Aux.	Tablet	Top Edge	0	79	6345	0.13	0.101	10.25	10.50	1.059	98.50	1.015	0.109	0.700	0.752	/
	AWAN	Aux.	Tablet	Back Side	0	15	6025	0.09	0.644	10.20	10.50	1.072	98.50	1.015	0.701	4.450	4.842	12#
	AWAN	Aux.	Tablet	Back Side	0	47	6185	-0.09	0.593	10.18	10.50	1.076	98.50	1.015	0.648	4.100	4.478	/
	AWAN	Aux.	Tablet	Back Side	0	111	6505	0.08	0.576	9.80	10.50	1.175	98.50	1.015	0.687	3.980	4.747	/
	AWAN	Aux.	Tablet	Back Side	0	143	6665	0.06	0.495	9.80	10.50	1.175	98.50	1.015	0.590	3.420	4.079	/
	AWAN	Aux.	Tablet	Back Side	0	175	6825	0.18	0.448	10.20	10.50	1.072	98.50	1.015	0.487	3.100	3.373	/
	AWAN	Aux.	Tablet	Back Side	0	207	6985	-0.14	0.49	9.90	10.50	1.148	98.50	1.015	0.571	3.390	3.950	/
	Southstar	Aux.	Tablet	Back Side	0	79	6345	-0.19	0.512	10.25	10.50	1.059	98.50	1.015	0.550	3.540	3.805	/
	Southstar	Aux.	Tablet	Top Edge	0	79	6345	0.14	0.089	10.25	10.50	1.059	98.50	1.015	0.096	0.610	0.656	/
	AWAN	Main	Laptop	Bottom Side	0	79	6345	-0.09	0.190	12.79	13.00	1.050	98.50	1.015	0.202	1.350	1.439	/
	AWAN	Main	Laptop	Front Edge	0	79	6345	0.11	0.279	12.79	13.00	1.050	98.50	1.015	0.297	1.980	2.110	/
	Southstar	Main	Laptop	Bottom Side	0	79	6345	0.00	0.187	12.79	13.00	1.050	98.50	1.015	0.199	1.320	1.407	/
	Southstar	Main	Laptop	Front Edge	0	79	6345	-0.06	0.282	12.79	13.00	1.050	98.50	1.015	0.301	2.000	2.132	/
	AWAN	Main	Tablet	Back Side	0	79	6345	-0.08	0.745	10.24	10.50	1.062	98.50	1.015	0.803	5.270	5.681	/
	AWAN	Main	Tablet	Top Edge	0	79	6345	-0.12	0.105	10.24	10.50	1.062	98.50	1.015	0.113	0.740	0.798	/
	Southstar	Main	Tablet	Back Side	0	79	6345	-0.03	0.809	10.24	10.50	1.062	98.50	1.015	0.872	5.710	6.155	13#
	Southstar	Main	Tablet	Top Edge	0	79	6345	0.08	0.129	10.24	10.50	1.062	98.50	1.015	0.139	0.910	0.981	/
	Southstar	Main	Tablet	Back Side	0	15	6025	-0.02	0.752	10.04	10.50	1.112	98.50	1.015	0.849	5.320	6.005	/
	Southstar	Main	Tablet	Back Side	0	47	6185	-0.02	0.752	10.13	10.50	1.089	98.50	1.015	0.831	5.320	5.880	/
	Southstar	Main	Tablet	Back Side	0	111	6505	-0.05	0.689	9.70	10.50	1.202	98.50	1.015	0.841	4.880	5.954	/
	Southstar	Main	Tablet	Back Side	0	143	6665	0.14	0.679	9.60	10.50	1.230	98.50	1.015	0.848	4.810	6.005	/
	Southstar	Main	Tablet	Back Side	0	175	6825	0.12	0.654	9.90	10.50	1.148	98.50	1.015	0.762	4.630	5.395	/
	Southstar	Main	Tablet	Back Side	0	207	6985	-0.04	0.559	9.60	10.50	1.230	98.50	1.015	0.698	3.960	4.944	/

Note: Refer to ANNEX C for the detailed test data for each test configuration.

Mode	Antenna Manufacturer	Antenna	Test Position	Position	Dist. (mm)	Ch.	Freq. (MHz)	Power Drift (dB)	10g Meas SAR (W/kg)	Meas. Power (dBm)	Max. tune-up power (dBm)	Scaling Factor	Duty cycle (%)	Duty Factor	10g Scaled SAR (W/kg)	Measured APD 4cm ² [W/m ²]	Scaled APD [W/m ²]	Meas. No.
Limbs																		
802.11 ax160	AWAN	Aux.	Laptop	Keyboard Side	0	79	6345	0.03	0.175	12.81	13.00	1.000	98.50	1.015	0.178	3.990	4.050	/
	Southstar	Aux.	Laptop	Keyboard Side	0	15	6025	0.07	0.176	12.43	13.00	1.074	98.50	1.015	0.192	4.010	4.371	/
	Southstar	Aux.	Laptop	Keyboard Side	0	47	6185	0.03	0.165	12.64	13.00	1.000	98.50	1.015	0.167	3.760	3.816	/
	Southstar	Aux.	Laptop	Keyboard Side	0	79	6345	-0.02	0.192	12.81	13.00	1.000	98.50	1.015	0.195	4.380	4.446	25#
	Southstar	Aux.	Laptop	Keyboard Side	0	111	6505	0.01	0.182	12.32	13.00	1.000	98.50	1.015	0.185	4.150	4.212	/
	Southstar	Aux.	Laptop	Keyboard Side	0	143	6665	-0.05	0.178	12.46	13.00	1.000	98.50	1.015	0.181	4.060	4.121	/
	Southstar	Aux.	Laptop	Keyboard Side	0	175	6825	0.17	0.165	12.33	13.00	1.000	98.50	1.015	0.167	3.760	3.816	/
	Southstar	Aux.	Laptop	Keyboard Side	0	207	6985	0.12	0.168	12.70	13.00	1.000	98.50	1.015	0.171	3.830	3.887	/
	AWAN	Main	Laptop	Keyboard Side	0	79	6345	0.03	0.289	12.79	13.00	1.000	98.50	1.015	0.293	6.400	6.496	/
	Southstar	Main	Laptop	Keyboard Side	0	15	6025	0.07	0.263	12.76	13.00	1.074	98.50	1.015	0.287	5.820	6.344	/
	Southstar	Main	Laptop	Keyboard Side	0	47	6185	0.03	0.265	12.64	13.00	1.000	98.50	1.015	0.269	5.860	5.948	/
	Southstar	Main	Laptop	Keyboard Side	0	79	6345	-0.05	0.310	12.79	13.00	1.000	98.50	1.015	0.315	7.170	7.278	26#
	Southstar	Main	Laptop	Keyboard Side	0	111	6505	0.01	0.295	12.76	13.00	1.000	98.50	1.015	0.299	6.530	6.628	/
	Southstar	Main	Laptop	Keyboard Side	0	143	6665	-0.05	0.247	12.29	13.00	1.000	98.50	1.015	0.251	5.470	5.552	/
	Southstar	Main	Laptop	Keyboard Side	0	175	6825	0.17	0.265	12.27	13.00	1.000	98.50	1.015	0.269	5.860	5.948	/
	Southstar	Main	Laptop	Keyboard Side	0	207	6985	0.12	0.277	12.18	13.00	1.000	98.50	1.015	0.281	6.130	6.222	/
Note: Refer to ANNEX C for the detailed test data for each test configuration.																		

11 SAR Measurement Variability

According to KDB 865664 D01, SAR measurement variability was assessed for each frequency band, which is determined by the SAR probe calibration point and tissue-equivalent medium used for the device measurements. When both head and body tissue-equivalent media are required for SAR measurements in a frequency band, the variability measurement procedures should be applied to the tissue medium with the highest measured SAR, using the highest measured SAR configuration for that tissue-equivalent medium. Alternatively, if the highest measured SAR for both head and body tissue-equivalent media are ≤ 1.45 W/kg and the ratio of these highest SAR values, i.e., largest divided by smallest value, is ≤ 1.10 , the highest SAR configuration for either head or body tissue-equivalent medium may be used to perform the repeated measurement. These additional measurements are repeated after the completion of all measurements requiring the same head or body tissue-equivalent medium in a frequency band. The test device should be returned to ambient conditions (normal room temperature) with the battery fully charged before it is re-mounted on the device holder for the repeated measurement(s) to minimize any unexpected variations in the repeated results.

SAR repeated measurement procedure:

1. When the highest measured SAR is < 0.80 W/kg, repeated measurement is not required.
2. When the highest measured SAR is ≥ 0.80 W/kg, repeat that measurement once.
3. If the ratio of largest to smallest SAR for the original and first repeated measurements is > 1.20 , or when the original or repeated measurement is ≥ 1.45 W/kg, perform a second repeated measurement.
4. If the ratio of largest to smallest SAR for the original, first and second repeated measurements is > 1.20 , and the original, first or second repeated measurement is ≥ 1.5 W/kg, perform a third repeated measurement.

Frequency Band (MHz)	Wireless Band	Antenna manufacturer	Test Mode	Antenna	RF Exposure Conditions	Test Position	Highest Measured SAR (W/kg)	Repeated SAR (Yes/No)	Highest Measured SAR (W/kg)	Largest to Smallest SAR Ratio
2437	802.11b	AWAN	Laptop	Main	Body	Bottom Side	0.856	Yes	0.821	1.04
2437	802.11b	Southstar	Laptop	Main	Body	Bottom Side	1.000	Yes	0.976	1.02
2437	802.11b	Southstar	Tablet	Main	Body	Back Side	0.811	Yes	0.794	1.02
2412	802.11b	Southstar	Laptop	Main	Body	Bottom Side	0.821	Yes	0.802	1.02
2462	802.11b	Southstar	Laptop	Main	Body	Bottom Side	0.827	Yes	0.806	1.03
5290	802.11ac80	Southstar	Laptop	Aux.	Body	Front Edge	0.832	Yes	0.808	1.03
5290	802.11ac80	Southstar	Laptop	Main	Body	Front Edge	0.863	Yes	0.849	1.02
5775	802.11ac80	Southstar	Laptop	Aux.	Body	Front Edge	0.819	Yes	0.786	1.04
5775	802.11ac80	Southstar	Laptop	Main	Body	Front Edge	0.872	Yes	0.848	1.03
5815	802.11ac160	AWAN	Laptop	Main	Body	Front Edge	0.885	Yes	0.863	1.03
5815	802.11ac160	Southstar	Laptop	Main	Body	Front Edge	0.908	Yes	0.887	1.02
6345	802.11ax160	Southstar	Tablet	Main	Body	Back Side	0.809	Yes	0.777	1.04

Note: The ratio of largest to smallest SAR for the original and first repeated measurements is < 1.20, the second repeated measurement is not required.

12 SIMULTANEOUS TRANSMISSION

Simultaneous transmission SAR test exclusion is determined for each operating configuration and exposure condition according to the reported standalone SAR of each applicable simultaneous transmitting antenna. When the sum of SAR 1g of all simultaneously transmitting antennas in an operating mode and exposure condition combination is within the SAR limit (SAR 1g 1.6 W/kg), the simultaneous transmission SAR is not required. When the sum of SAR 1g is greater than the SAR limit (SAR 1g 1.6 W/kg), SAR test exclusion is determined by the SAR to Peak Location Ratio (SPLSR).

According KDB 447498 D04, simultaneous transmission:

- a) $SPLSR = (SAR1 + SAR2)^{1.5} / R_i$ (min. separation distance, mm), and the peak separation distance is determined from the square root of $[(x1-x2)^2 + (y1-y2)^2 + (z1-z2)^2]$, where (x1, y1, z1) and (x2, y2, z2) are the coordinates of the extrapolated peak SAR locations in the zoom scan.
SAR1 is the highest reported or estimated SAR for the first of a pair of simultaneous transmitting antennas, in a specific test operating mode and exposure condition.
SAR2 is the highest reported or estimated SAR for the second of a pair of simultaneous transmitting antennas, in a specific test operating mode and exposure condition as the first.
- b) If $SPLSR \leq 0.04$, simultaneously transmission SAR measurement is not necessary.
- c) Simultaneously transmission SAR measurement, and the reported multi-band SAR < 1.6W/kg.

12.1 Simultaneous Transmission Mode Considerations

No.	Simultaneous Tx Combination	Body&Limbs
1	Bluetooth + WLAN 2.4GHz (Antenna Main)	Yes
2	Bluetooth + WLAN 5GHz (Antenna Auxiliary)	Yes
3	Bluetooth + WLAN 6GHz (Antenna Auxiliary)	Yes
4	Bluetooth + WLAN 5GHz (Antenna Main)	Yes
5	Bluetooth + + WLAN 6GHz (Antenna Main)	Yes
6	WLAN 2.4GHz (Antenna Main) + WLAN 2.4GHz (Antenna Auxiliary)	Yes
7	WLAN 2.4GHz (Antenna Main) + WLAN 5GHz (Antenna Auxiliary)	Yes
8	WLAN 2.4GHz (Antenna Auxiliary) + WLAN 5GHz (Antenna Main)	Yes
9	WLAN 2.4GHz (Antenna Main) + WLAN 6GHz (Antenna Auxiliary)	Yes
10	WLAN 2.4GHz (Antenna Auxiliary) + WLAN 6GHz (Antenna Main)	Yes
11	WLAN 5GHz (Antenna Auxiliary) + WLAN 5GHz (Antenna Main)	Yes
12	WLAN 5GHz (Antenna Auxiliary) + WLAN 6GHz (Antenna Main)	Yes
13	WLAN 5GHz (Antenna Auxiliary) + WLAN 6GHz (Antenna Main)	Yes
14	WLAN 5GHz (Antenna Main) + WLAN 6GHz (Antenna Auxiliary)	Yes
15	Bluetooth + WLAN 5GHz (Antenna Auxiliary) + WLAN 5GHz (Antenna Main)	Yes
16	Bluetooth + WLAN 6GHz (Antenna Auxiliary) + WLAN 6GHz (Antenna Main)	Yes

Note:

1. The EUT supports the Antenna Auxiliary with TX/RX diversity function for WLAN and Bluetooth, the Antenna Main with TX/RX diversity function for WLAN.
2. WLAN 2.4GHz and Bluetooth will not be transmitting from the Antenna Auxiliary at same time.

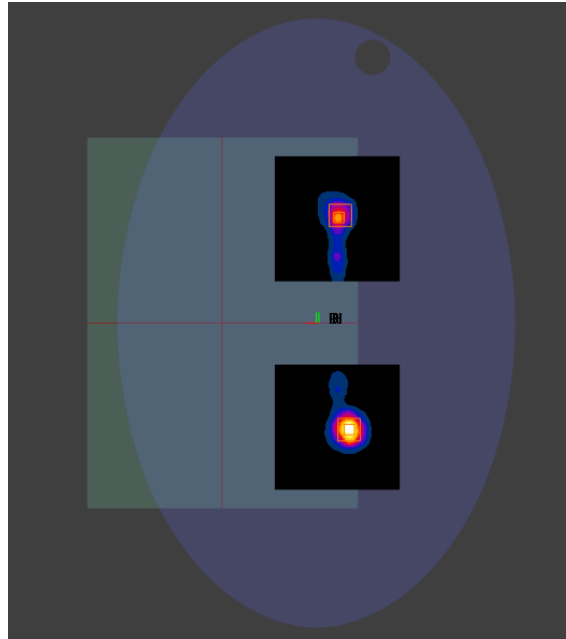
12.2 Body Simultaneous Transmission SAR Evaluation

State		Position		Stand alone SAR											
				1	2	3	4	5	6	7					
				Bluetooth	WLAN 2.4GHz (Antenna Auxiliary)	WLAN 2.4GHz (Antenna Main)	MAX. WLAN 5GHz (Antenna Auxiliary)	MAX. WLAN 5GHz (Antenna Main)	WLAN 6GHz (Antenna Auxiliary)	WLAN 6GHz (Antenna Main)					
Laptop	Bottom Side	0.283	0.724	1.045	0.667	0.624	0.154	0.202							
Laptop	Front Edge	0.175	0.488	0.641	0.949	1.010	0.307	0.301							
Tablet	Back Side	0.158	0.519	0.897	0.658	0.689	0.701	0.872							
Tablet	Top Edge	0.078	0.158	0.309	0.227	0.247	0.109	0.139							
SUM SAR															
Sum SAR (1+3)	Sum SAR (1+4)	Sum SAR (1+5)	Sum SAR (1+6)	Sum SAR (1+7)	Sum SAR (2+3)	Sum SAR (2+5)	Sum SAR (3+4)	Sum SAR (2+7)	Sum SAR (3+6)	Sum SAR (4+7)	Sum SAR (5+6)	Sum SAR (4+5)	Sum SAR (6+7)	Sum SAR (1+4+5)	Sum SAR (1+6+7)
1.328	0.950	0.907	0.437	0.485	1.769	1.348	1.712	0.926	1.199	0.869	0.778	1.291	0.356	1.574	0.639
0.816	1.124	1.185	0.482	0.476	1.129	1.498	1.590	0.789	0.948	1.250	1.317	1.959	0.608	2.134	0.783
1.055	0.816	0.847	0.859	1.030	1.416	1.208	1.555	1.391	1.598	1.530	1.390	1.347	1.573	1.505	1.731
0.387	0.305	0.325	0.187	0.217	0.467	0.405	0.536	0.297	0.418	0.366	0.356	0.474	0.248	0.552	0.326
SPLSR															
Sum SAR (2+3)	Sum SAR (3+4)	Sum SAR (4+5)	Sum SAR (1+4+5)	Sum SAR (1+6+7)											
0.01 ^{1#}	0.01 ^{2#}	/	/	/											
/	/	0.02 ^{3#}	0.02 ^{4#}	/											
/	/	/	/	0.01 ^{5#}											
/	/	/	/	/											
<p>Note:</p> <p>1: The highest Summed 1g SAR is 2.134 W/Kg > 1.6 W/kg, so Simultaneous Transmission SAR test exclusion is determined by the SAR to peak location separation ratio.</p> <p>2: The simultaneous transmission combinations of the more antennas contain combinations of less antennas, so only the worst SPLSR simultaneous transmission combinations is shown in this report.</p> <p>3: The SPLSR is 0.02 < 0.04, so Simultaneous Transmission SAR test is not required.</p>															

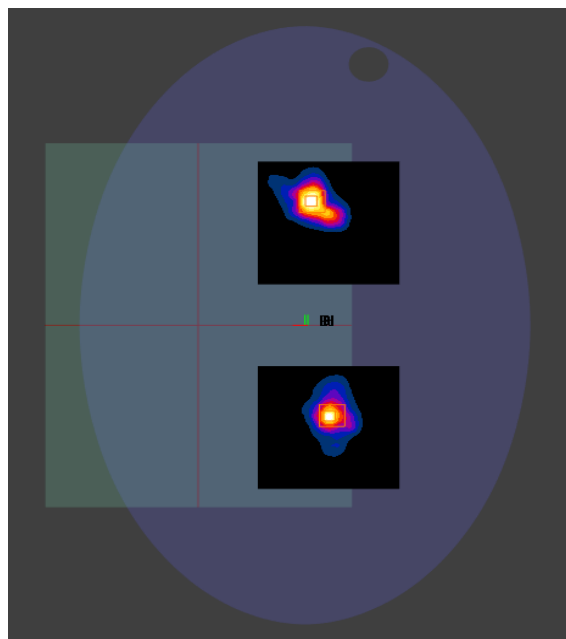
12.3 Limbs Simultaneous Transmission SAR Evaluation

State		Position		Stand alone SAR												
				1	2	3	4	5	6	7						
				Bluetooth	WLAN 2.4GHz (Antenna Auxiliary)	WLAN 2.4GHz (Antenna Main)	MAX. WLAN 5GHz (Antenna Auxiliary)	MAX. WLAN 5GHz (Antenna Main)	WLAN 6GHz (Antenna Auxiliary)	WLAN 6GHz (Antenna Main)						
Laptop	Keyboard Side	0.045	0.871	1.007	0.701	0.695	0.195	0.315								
SUM SAR																
Sum	Sum	Sum	Sum	Sum	Sum	Sum	Sum	Sum	Sum	Sum	Sum	Sum	Sum	Sum	Sum	
SAR	SAR	SAR	SAR	SAR	SAR	SAR	SAR	SAR	SAR	SAR	SAR	SAR	SAR	SAR	SAR	
(1+3)	(1+4)	(1+5)	(1+6)	(1+7)	(2+3)	(2+5)	(3+4)	(2+7)	(3+6)	(4+7)	(5+6)	(4+5)	(6+7)	(1+4+5)	(1+6+7)	
1.001	0.719	0.711	0.240	0.360	1.782	1.492	1.630	1.141	1.151	0.989	0.861	1.340	0.510	1.385	0.555	
Note:																
1: The highest Summed 10g SAR is 1.782 W/Kg < 4.0 W/kg, so Simultaneous Transmission SAR test is not required.																

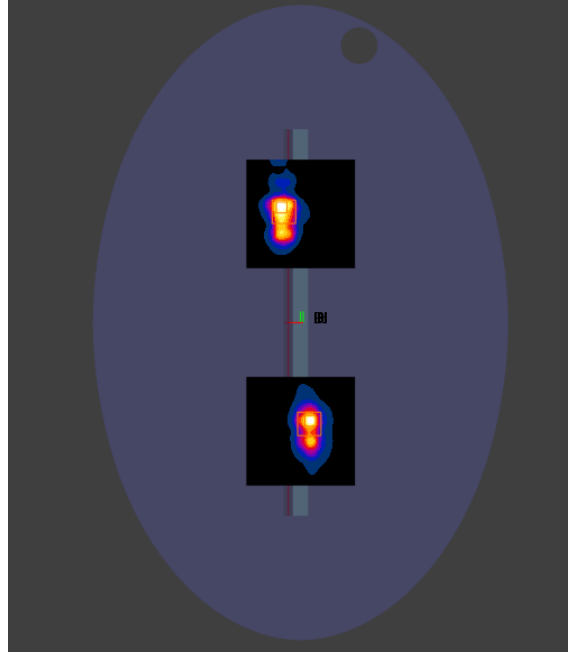
Case 1#	Band	Position	SAR (W/kg)	SAR peak location (m)			3D distance (mm)	Summed SAR (W/kg)	SPLSR Results	Simultaneous SAR
				X	Y	Z				
1	WLAN2.4G Ant.Aux	Bottom Side	0.724	0.021189	0.101186	-0.175581	202.7	1.77	0.01	Not required
2	WLAN2.4G Ant.Main		1.045	0.031984	-0.101187	-0.175591				




Case 2#	Band	Position	SAR (W/kg)	SAR peak location (m)			3D distance (mm)	Summed SAR (W/kg)	SPLSR Results	Simultaneous SAR
				X	Y	Z				
1	WLAN5G Ant.Aux	Bottom Side	0.667	0.005991	0.121986	-0.175598	212.5	1.71	0.01	Not required
2	WLAN2.4G Ant.Main		1.045	0.020989	-0.089988	-0.175619				



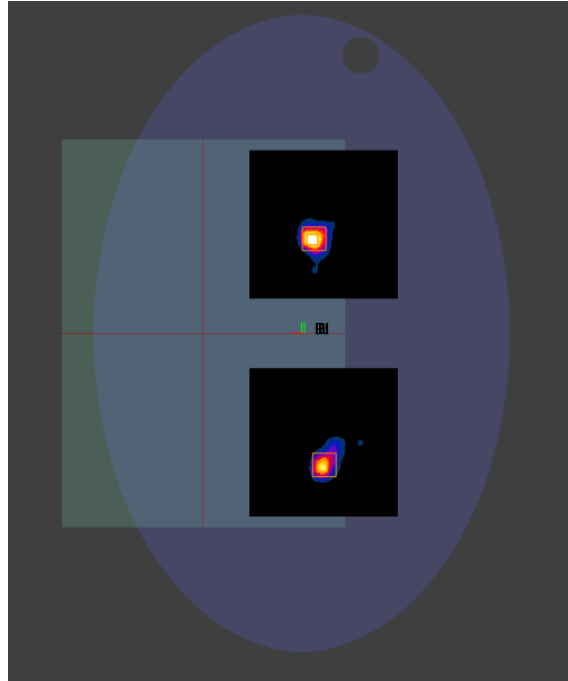
Case 3#	Band	Position	SAR (W/kg)	SAR peak location (m)			3D distance (mm)	Summed SAR (W/kg)	SPLSR Results	Simultaneous SAR
				X	Y	Z				
1	WLAN5G Ant.Aux	Front Edge	0.949	-0.016999	0.082988	-0.175617	177.9	1.96	0.02	Not required
2	WLAN5G Ant.Main		1.010	0.008992	-0.092984	-0.175599				



Case 4#	Band	Position	SAR (W/kg)	SAR peak location (m)			3D distance (mm)	Summed SAR (W/kg)	SPLSR Results	Simultaneous SAR
				X	Y	Z				
1	BT+WLAN5G Ant.Aux	Front Edge	1.124	-0.016999	0.082988	-0.175617	177.9	2.13	0.02	Not required
2	WLAN5G Ant.Main		1.010	0.008992	-0.092984	-0.175599				



Case 5#	Band	Position	SAR (W/kg)	SAR peak location (m)			3D distance (mm)	Summed SAR (W/kg)	SPLSR Results	Simultaneous SAR
				X	Y	Z				
1	BT+WLAN6G Ant.Aux	Back Side	0.859	0.017441	-0.124633	-0.1756	212.1	1.73	0.01	Not required
2	WLAN6G Ant.Main		0.872	0.008092	0.087238	-0.175607				



13 TEST EQUIPMENTS LIST

Description	Manufacturer	Model	Serial No./Version	Cal. Date	Cal. Due
PC	Dell	N/A	N/A	N/A	N/A
Test Software	Speag	DASY8	16.2.2.1588	N/A	N/A
2450MHz Validation Dipole	Speag	D2450V2	SN: 952	2024/05/07	2027/05/06
5GHz Validation Dipole	Speag	D5GHzV2	SN: 1200	2024/05/09	2027/05/08
6.5GHz Validation Dipole	Speag	D6.5GHzV2	SN: 1037	2024/05/28	2027/05/27
Data Acquisition Electronicsr	Speag	DAE4	SN: 1711	2024/03/18	2025/03/17
Data Acquisition Electronicsr	Speag	DAE4	SN: 1710	2024/01/03	2025/01/02
E-Field Probe	Speag	EX3DV4	SN: 7893	2024/09/05	2025/09/04
E-Field Probe	Speag	EX3DV4	SN: 7510	2024/06/25	2025/06/24
Signal Generator	R&S	SMB100A	177746	2024/04/24	2025/04/23
Power Meter	R&S	NRVD-B2	835843/014	2024/08/08	2025/08/07
Power Sensor	R&S	NRV-Z4	100381	2024/08/08	2025/08/07
Power Sensor	R&S	NRV-Z2	100211	2024/08/08	2025/08/07
Network Analyzer	Agilent	E5071C	MY46103472	2024/09/11	2025/09/10
Thermometer	Elitech	RC-4HC	EF7216002985	2024/10/31	2025/10/30
Thermometer	Elitech	RC-4HC	EF720B004811	2024/10/31	2025/10/30
Power Amplifier	SATIMO	6552B	22374	N/A	N/A
Dielectric Probe Kit	Speag	DAK3.5	SN: 1312	N/A	N/A
Phantom	Speag	ELI V8.0	SN: 2159	N/A	N/A
Attenuator	COM-MW	ZA-S1-31	1305003187	N/A	N/A
Directional coupler	AA-MCS	AAMCS-UDC	000272	N/A	N/A

Note: For dipole antennas, BALUN has adopted 3 years as calibration intervals, and on annual basis, every measurement dipole has been evaluated and is in compliance with the following criteria:

1. There is no physical damage on the dipole;
2. System validation with specific dipole is within 10% of calibrated value;
3. Return-loss in within 20% of calibrated measurement.
4. Impedance (real or imaginary parts) in within 5 Ohms of calibrated measurement.

ANNEX A SIMULATING LIQUID VERIFICATION RESULT

The dielectric parameters of the liquids were verified prior to the SAR evaluation using a DAK3.5 Dielectric Probe Kit.

Date	Liquid Type	Fre. (MHz)	Temp. (°C)	Meas. Conductivity (σ) (S/m)	Meas. Permittivity (ϵ)	Target Conductivity (σ) (S/m)	Target Permittivity (ϵ)	Conductivity Tolerance (%)	Permittivity Tolerance (%)
2024.12.06	Head	2450	21.3	1.79	38.74	1.80	39.20	-0.56	-1.17
2024.12.07	Head	2450	21.6	1.82	38.62	1.80	39.20	1.11	-1.48
2024.12.08	Head	5250	21.2	4.79	36.54	4.71	35.93	1.70	1.70
2024.12.09	Head	5600	21.7	5.06	35.19	5.07	35.53	-0.20	-0.96
2024.12.10	Head	5600	21.1	5.05	35.25	5.07	35.53	-0.39	-0.79
2024.12.11	Head	5750	21.2	5.12	36.49	5.22	35.36	-1.92	3.20
2024.12.03	Head	6500	21.5	6.02	34.17	6.07	34.46	-0.82	-0.84
2024.12.18	Head	6500	21.7	6.17	34.41	6.07	34.46	1.65	-0.15

Note: The tolerance limit of Conductivity and Permittivity is $\pm 5\%$.

ANNEX B SYSTEM CHECK RESULT

Comparing to the original SAR value provided by SPEAG, the validation data should be within its specification of 10 %.

Head liquid 1g

Date	Liquid Type	Freq. (MHz)	Power (mW)	Measured SAR (W/kg)	Normalized SAR (W/kg)	Dipole SAR (W/kg)	Tolerance (%)
2024.12.06	Head	2450	100	5.380	53.80	52.60	2.28
2024.12.07	Head	2450	100	5.460	54.60	52.60	3.80
2024.12.08	Head	5250	100	7.560	75.60	77.70	-2.70
2024.12.09	Head	5600	100	8.320	83.20	81.30	2.34
2024.12.10	Head	5600	100	8.280	82.80	81.30	1.85
2024.12.11	Head	5750	100	7.710	77.10	77.60	-0.64
2024.12.03	Head	6500	100	31.300	313.00	299.00	4.68
2024.12.18	Head	6500	100	29.800	298.00	299.00	-0.33

Note: The tolerance limit of System validation $\pm 10\%$.

Head liquid 10g

Date	Liquid Type	Freq. (MHz)	Power (mW)	Measured SAR (W/kg)	Normalized SAR (W/kg)	Dipole SAR (W/kg)	Tolerance (%)
2024.12.06	Head	2450	100	2.520	25.20	24.70	2.02
2024.12.07	Head	2450	100	2.470	24.70	24.70	0.00
2024.12.08	Head	5250	100	2.300	23.00	22.00	4.55
2024.12.09	Head	5600	100	2.210	22.10	23.10	-4.33
2024.12.10	Head	5600	100	2.380	23.80	23.10	3.03
2024.12.11	Head	5750	100	2.260	22.60	21.90	3.20
2024.12.03	Head	6500	100	5.450	54.50	55.20	-1.27
2024.12.18	Head	6500	100	5.260	52.60	55.20	-4.71

Note: The tolerance limit of System validation $\pm 10\%$.

System Performance Check Data (2450MHz)

Exposure Conditions

Phantom Section, TSL	Position, Test Distance [mm]	Band	Group, UID	Frequency [MHz], Channel Number	Conversion Factor	TSL Conductivity [S/m]	TSL Permittivity	Ambient Temperature [°C]	Liquid Temperature [°C]
Flat, HSL		D2450	CW, 0--	2450.0, 2450	7.75	1.79	38.7	22.4	21.3


Hardware Setup

Phantom	TSL, Measured Date	Probe, Calibration Date	DAE, Calibration Date
ELI V8.0 (20deg probe tilt) - 2159	HBBL-600-1000006 2024-12-06	EX3DV4 - SN7510, 2024-06-25	DAE4 Sn1711, 2024-03-18

Scan Setup

Measurement Results

		Area Scan	Zoom Scan			
Grid Extents [mm]		80.0 x 80.0	30.0 x 30.0 x 30.0	Date	2024-12-06	2024-12-06
Grid Steps [mm]		8.0 x 10.0	5.0 x 5.0 x 1.5	psSAR1g [W/kg]	5.65	5.38
Sensor Surface [mm]		3.0	1.4	psSAR10g [W/kg]	2.59	2.52
Graded Grid	Yes	Yes	Yes	Power Drift [dB]	0.00	-0.02
Grading Ratio	1.5	1.5	1.5	Power Scaling	Disabled	Disabled
MAIA	N/A	N/A	N/A	Scaling Factor		
Surface Detection	All points	All points	All points	[dB]		
Scan Method	Measured	Measured	Measured	TSL Correction	No correction	No correction
				M2/M1 [%]		78.4
				Dist 3dB Peak [mm]		8.8



System Performance Check Data (2450MHz)

Exposure Conditions

Phantom Section, TSL	Position, Test Distance [mm]	Band	Group, UID	Frequency [MHz], Channel Number	Conversion Factor	TSL Conductivity [S/m]	TSL Permittivity	Ambient Temperature [°C]	Liquid Temperature [°C]
Flat, HSL		D2450	CW, 0--	2450.0, 2450	7.75	1.82	38.6	22.5	21.6

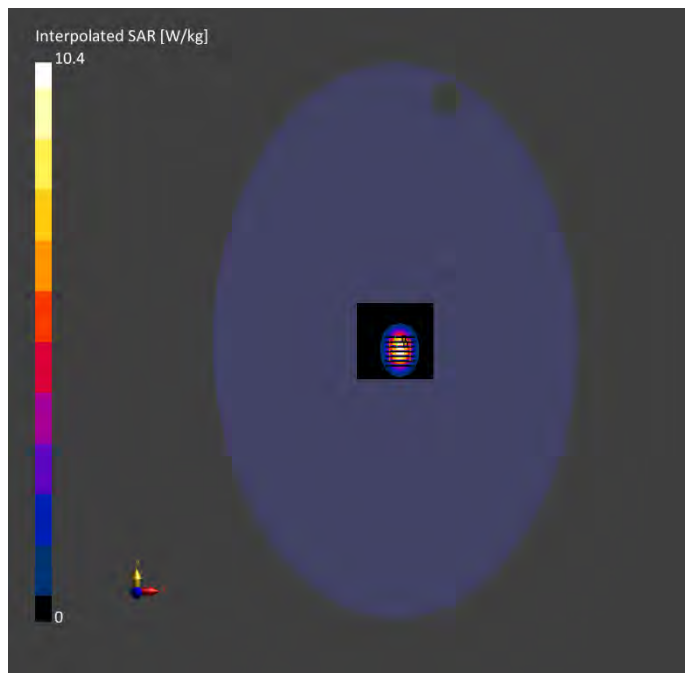
Hardware Setup

Phantom	TSL, Measured Date	Probe, Calibration Date	DAE, Calibration Date
ELI V8.0 (20deg probe tilt) - 2159	HBBL-600-10000 2024-12-07	EX3DV4 - SN7510, 2024-06-25	DAE4 Sn1711, 2024-03-18

Scan Setup

Measurement Results

		Area Scan	Zoom Scan			
Grid Extents [mm]		80.0 x 80.0	30.0 x 30.0 x 30.0	Date	2024-12-07	2024-12-07
Grid Steps [mm]		8.0 x 10.0	5.0 x 5.0 x 1.5	psSAR1g [W/kg]	5.79	5.46
Sensor Surface [mm]		3.0	1.4	psSAR10g [W/kg]	2.52	2.47
Graded Grid	Yes		Yes	Power Drift [dB]	0.10	-0.11
Grading Ratio	1.5		1.5	Power Scaling	Disabled	Disabled
MAIA	N/A		N/A	Scaling Factor		
Surface Detection	All points		All points	[dB]		
Scan Method	Measured		Measured	TSL Correction	No correction	No correction
				M2/M1 [%]		78.5
				Dist 3dB Peak [mm]		8.7



System Performance Check Data (5250MHz)

Exposure Conditions

Phantom Section, TSL	Position, Test Distance [mm]	Band	Group, UID	Frequency [MHz], Channel Number	Conversion Factor	TSL Conductivity [S/m]	TSL Permittivity	Ambient Temperature [°C]	Liquid Temperature [°C]
Flat, HSL		D5GH z	CW, 0--	5250.0, 5250	5.50	4.79	36.5	22.4	21.2


Hardware Setup

Phantom	TSL, Measured Date	Probe, Calibration Date	DAE, Calibration Date
ELI V8.0 (20deg probe tilt) - 2159	HBBL-600-10000 08 2024-12-	EX3DV4 - SN7510, 2024-06-25	DAE4 Sn1711, 2024-03-18

Scan Setup

Measurement Results

		Area Scan	Zoom Scan			
Grid Extents [mm]		80.0 x 80.0	22.0 x 22.0 x 22.0	Date	2024-12-08	2024-12-08
Grid Steps [mm]		10.0 x 10.0	4.0 x 4.0 x 1.4	psSAR1g [W/kg]	7.87	7.56
Sensor Surface [mm]		3.0	1.4	psSAR10g [W/kg]	2.25	2.30
Graded Grid	Yes		Yes	Power Drift [dB]	-0.06	0.08
Grading Ratio	1.5		1.4	Power Scaling	Disabled	Disabled
MAIA	N/A		N/A	Scaling Factor		
Surface Detection	All points		All points	[dB]		
Scan Method	Measured		Measured	TSL Correction	No correction	No correction
				M2/M1 [%]		59.1
				Dist 3dB Peak [mm]		8.5



System Performance Check Data (5600MHz)

Exposure Conditions

Phantom Section, TSL	Position, Test Distance [mm]	Band	Group, UID	Frequency [MHz], Channel Number	Conversion Factor	TSL Conductivity [S/m]	TSL Permittivity	Ambient Temperature [°C]	Liquid Temperature [°C]
Flat, HSL		D5GH z	CW, 0--	5600.0, 5600	5.00	5.06	35.2	22.6	21.7


Hardware Setup

Phantom	TSL, Measured Date	Probe, Calibration Date	DAE, Calibration Date
ELI V8.0 (20deg probe tilt) - 2159	HBBL-600-10000 2024-12-09	EX3DV4 - SN7510, 2024-06-25	DAE4 Sn1711, 2024-03-18

Scan Setup

Measurement Results

		Area Scan	Zoom Scan			
Grid Extents [mm]		80.0 x 80.0	22.0 x 22.0 x 22.0	Date	2024-12-09	2024-12-09
Grid Steps [mm]		10.0 x 10.0	4.0 x 4.0 x 1.4	psSAR1g [W/kg]	7.92	8.32
Sensor Surface [mm]		3.0	1.4	psSAR10g [W/kg]	2.23	2.21
Graded Grid	Yes		Yes	Power Drift [dB]	-0.06	0.01
Grading Ratio	1.5		1.4	Power Scaling	Disabled	Disabled
MAIA	N/A		N/A	Scaling Factor		
Surface Detection	All points		All points	[dB]		
Scan Method	Measured		Measured	TSL Correction	No correction	No correction
				M2/M1 [%]		63.1
				Dist 3dB Peak [mm]		7.4



System Performance Check Data (5600MHz)

Exposure Conditions

Phantom Section, TSL	Position, Test Distance [mm]	Band	Group, UID	Frequency [MHz], Channel Number	Conversion Factor	TSL Conductivity [S/m]	TSL Permittivity	Ambient Temperature [°C]	Liquid Temperature [°C]
Flat, HSL		D5GH z	CW, 0--	5600.0, 5600	5.00	5.05	35.3	22.8	21.1

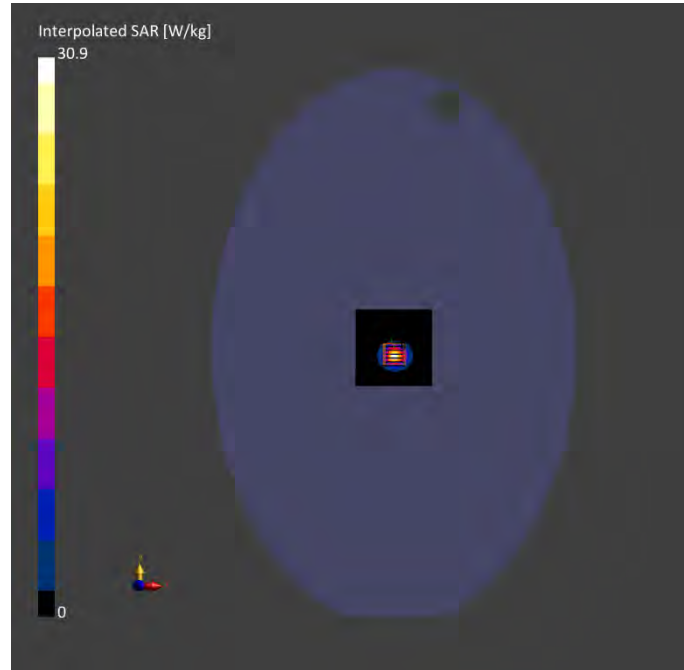
Hardware Setup

Phantom	TSL, Measured Date	Probe, Calibration Date	DAE, Calibration Date
ELI V8.0 (20deg probe tilt) - 2159	HBBL-600-10000 2024-12-10	EX3DV4 - SN7510, 2024-06-25	DAE4 Sn1711, 2024-03-18

Scan Setup

Measurement Results

		Area Scan	Zoom Scan			
Grid Extents [mm]		80.0 x 80.0	22.0 x 22.0 x 22.0	Date	2024-12-10	2024-12-10
Grid Steps [mm]		10.0 x 10.0	4.0 x 4.0 x 1.4	psSAR1g [W/kg]	7.99	8.28
Sensor Surface [mm]		3.0	1.4	psSAR10g [W/kg]	2.28	2.38
Graded Grid	Yes		Yes	Power Drift [dB]	-0.05	0.14
Grading Ratio	1.5		1.4	Power Scaling	Disabled	Disabled
MAIA	N/A		N/A	Scaling Factor		
Surface Detection	All points		All points	[dB]		
Scan Method	Measured		Measured	TSL Correction	No correction	No correction
				M2/M1 [%]		62.8
				Dist 3dB Peak [mm]		7.1



System Performance Check Data (5750MHz)

Exposure Conditions

Phantom Section, TSL	Position, Test Distance [mm]	Band	Group, UID	Frequency [MHz], Channel Number	Conversion Factor	TSL Conductivity [S/m]	TSL Permittivity	Ambient Temperature [°C]	Liquid Temperature [°C]
Flat, HSL		D5GH z	CW, 0--	5750.0, 5750	5.04	5.12	36.5	22.2	21.2


Hardware Setup

Phantom	TSL, Measured Date	Probe, Calibration Date	DAE, Calibration Date
ELI V8.0 (20deg probe tilt) - 2159	HBBL-600-10000 2024-12-11	EX3DV4 - SN7510, 2024-06-25	DAE4 Sn1711, 2024-03-18

Scan Setup

Measurement Results

		Area Scan	Zoom Scan			
Grid Extents [mm]		80.0 x 80.0	22.0 x 22.0 x 22.0	Date	2024-12-11	2024-12-11
Grid Steps [mm]		10.0 x 10.0	4.0 x 4.0 x 1.4	psSAR1g [W/kg]	6.98	7.71
Sensor Surface [mm]		3.0	1.4	psSAR10g [W/kg]	1.89	2.26
Graded Grid	Yes	Yes		Power Drift [dB]	-0.03	0.02
Grading Ratio	1.5	1.4		Power Scaling	Disabled	Disabled
MAIA	N/A	N/A		Scaling Factor		
Surface Detection	All points	All points		[dB]		
Scan Method	Measured	Measured		TSL Correction	No correction	No correction
				M2/M1 [%]		58.9
				Dist 3dB Peak [mm]		8.1



System Performance Check Data (6500MHz)

Exposure Conditions

Phantom Section, TSL	Position, Test Distance [mm]	Band	Group, UID	Frequency [MHz], Channel Number	Conversion Factor	TSL Conductivity [S/m]	TSL Permittivity	Ambient Temperature [°C]	Liquid Temperature [°C]
Flat, HSL		Valida tion band	CW, 0--	6500.0, 6500	5.11	6.02	34.2	22.3	21.5


Hardware Setup

Phantom	TSL, Measured Date	Probe, Calibration Date	DAE, Calibration Date
ELI V8.0 (20deg probe tilt) - 2159	HBBL-600-10000 2024-12-03	EX3DV4 - SN7893, 2024-09-05	DAE4 Sn1710, 2024-01-03

Scan Setup

Measurement Results

		Area Scan	Zoom Scan			
Grid Extents [mm]		85.0 x 85.0	22.0 x 22.0 x 22.0	Date	2024-12-03	2024-12-03
Grid Steps [mm]		8.5 x 8.5	3.4 x 3.4 x 1.4	psSAR1g [W/kg]	30.3	31.3
Sensor Surface [mm]		3.0	1.4	psSAR10g [W/kg]	5.22	5.45
Graded Grid	Yes	Yes	Yes	APD 4cm ² [W/m ²]		136
Grading Ratio	1.5	1.4	1.4	Power Drift [dB]	-0.02	0.07
MAIA	N/A	N/A	N/A	Power Scaling	Disabled	Disabled
Surface Detection	All points	All points	All points	Scaling Factor		
Scan Method	Measured	Measured	Measured	TSL Correction	No correction	No correction
				M2/M1 [%]		49.4
				Dist 3dB Peak [mm]		4.4



System Performance Check Data (6500MHz)

Exposure Conditions

Phantom Section, TSL	Position, Test Distance [mm]	Band	Group, UID	Frequency [MHz], Channel Number	Conversion Factor	TSL Conductivity [S/m]	TSL Permittivity	Ambient Temperature [°C]	Liquid Temperature [°C]
Flat, HSL		Valida tion band	CW, 0--	6500.0, 6500	5.11	6.17	34.4	22.5	21.7


Hardware Setup

Phantom	TSL, Measured Date	Probe, Calibration Date	DAE, Calibration Date
ELI V8.0 (20deg probe tilt) - 2159	HBBL-600-10000 2024-12-18	EX3DV4 - SN7893, 2024-09-05	DAE4 Sn1710, 2024-01-03

Scan Setup

Measurement Results

		Area Scan	Zoom Scan			Area Scan	Zoom Scan
Grid Extents [mm]		85.0 x 85.0	22.0 x 22.0 x 22.0	Date		024-12-18	024-12-18
Grid Steps [mm]		8.5 x 8.5	3.4 x 3.4 x 1.4	psSAR1g [W/kg]		28.6	29.8
Sensor Surface [mm]		3.0	1.4	psSAR10g [W/kg]		4.63	5.26
Graded Grid		Yes	Yes	APD 4cm ² [W/m ²]			129
Grading Ratio		1.5	1.4	Power Drift [dB]		-0.02	0.07
MAIA		N/A	N/A	Power Scaling		Disabled	Disabled
Surface Detection		All points	All points	Scaling Factor			
Scan Method		Measured	Measured	TSL Correction		No correction	No correction
				M2/M1 [%]			49.1
				Dist 3dB Peak [mm]			4.1



ANNEX C TEST DATA

Meas.1 Body Plane with Bottom Side 0mm on 39 Channel in Bluetooth mode with Antenna Auxiliary

Exposure Conditions

Phantom Section, TSL	Position, Test Distance [mm]	Band	Group, UID	Frequency [MHz], Channel Number	Conversion Factor	TSL Conductivity [S/m]	TSL Permittivity	Ambient Temperature [°C]	Liquid Temperature [°C]
Flat, HSL	BACK, 0.00	ISM 2.4 GHz Band	Bluetooth, 10032-CAA	2441.0, 39	7.75	1.78	38.9	22.4	21.3

Hardware Setup

Phantom	TSL, Measured Date	Probe, Calibration Date	DAE, Calibration Date
ELI V8.0 (20deg probe tilt) - 2159	HBBL-600-10000 2024-12-06	EX3DV4 - SN7510, 2024-06-25	DAE4 Sn1711, 2024-03-18

Scan Setup

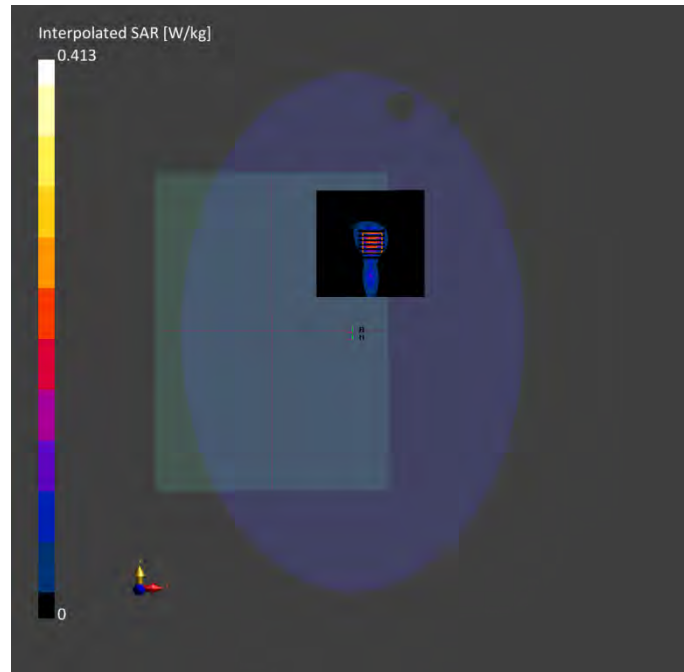
Area Scan Zoom Scan

Grid Extents [mm]	120.0 x 120.0	30.0 x 30.0 x 30.0
Grid Steps [mm]	12.0 x 12.0	5.0 x 5.0 x 5.0
Sensor Surface [mm]	3.0	1.4
Graded Grid	Yes	Yes
Grading Ratio	1.5	1.5
MAIA	Y	Y
Surface Detection	VMS + 6p	VMS + 6p
Scan Method	Measured	Measured

Measurement Results

Area Scan Zoom Scan

Date	2024-12-06	2024-12-06
psSAR1g [W/kg]	0.180	0.199
psSAR10g [W/kg]	0.080	0.086
Power Drift [dB]	-0.11	-0.02
Power Scaling	Disabled	Disabled
Scaling Factor [dB]		
TSL Correction	No correction	No correction
M2/M1 [%]		49.2
Dist 3dB Peak [mm]		8.0



Meas.2 Body Plane with Bottom Side 0mm on 11 Channel in IEEE802.11b mode with Antenna Auxiliary

Exposure Conditions

Phantom Section, TSL	Position, Test Distance [mm]	Band	Group, UID	Frequency [MHz], Channel Number	Conversion Factor	TSL Conductivity [S/m]	TSL Permittivity	Ambient Temperature [°C]	Liquid Temperature [°C]
Flat, HSL	BACK, 0.00	WLAN, 2.4G Hz	WLAN, 10012-CAB	2462.0, 11	7.75	1.81	38.5	22.4	21.3

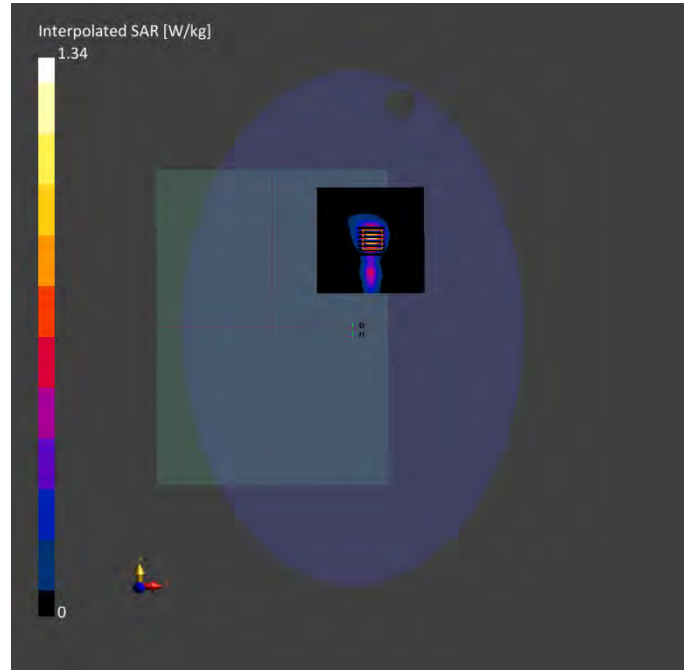
Hardware Setup

Phantom	TSL, Measured Date	Probe, Calibration Date	DAE, Calibration Date
ELI V8.0 (20deg probe tilt) - 2159	HBBL-600-10000 06 2024-12-	EX3DV4 - SN7510, 2024-06-25	DAE4 Sn1711, 2024-03-18

Scan Setup

Measurement Results

		Area Scan	Zoom Scan			Area Scan	Zoom Scan
Grid Extents [mm]		120.0 x 120.0	30.0 x 30.0 x 30.0	Date		2024-12-06	2024-12-06
Grid Steps [mm]		12.0 x 12.0	5.0 x 5.0 x 5.0	psSAR1g [W/kg]		0.579	0.651
Sensor Surface [mm]		3.0	1.4	psSAR10g [W/kg]		0.257	0.282
Graded Grid	Yes		Yes	Power Drift [dB]		-0.10	-0.15
Grading Ratio	1.5		1.5	Power Scaling	Disabled		Disabled
MAIA	N/A		N/A	Scaling Factor			
Surface Detection	VMS + 6p		VMS + 6p	[dB]			
Scan Method	Measured		Measured	TSL Correction	No correction		No correction
				M2/M1 [%]			49.6
				Dist 3dB Peak [mm]			8.0



Meas.3 Body Plane with Bottom Side 0mm on 6 Channel in IEEE802.11b mode with Antenna Main

Exposure Conditions

Phantom Section, TSL	Position, Test Distance [mm]	Band	Group, UID	Frequency [MHz], Channel Number	Conversion Factor	TSL Conductivity [S/m]	TSL Permittivity	Ambient Temperature [°C]	Liquid Temperature [°C]
Flat, HSL	BACK, 0.00	WLAN, 2.4G Hz	WLAN, 10012-CAB	2437.0, 6	7.75	1.78	39.0	22.4	21.3


Hardware Setup

Phantom	TSL, Measured Date	Probe, Calibration Date	DAE, Calibration Date
ELI V8.0 (20deg probe tilt) - 2159	HBBL-600-10000 2024-12-06	EX3DV4 - SN7510, 2024-06-25	DAE4 Sn1711, 2024-03-18

Scan Setup

Measurement Results

		Area Scan	Zoom Scan			Area Scan	Zoom Scan
Grid Extents [mm]		120.0 x 120.0	30.0 x 30.0 x 30.0	Date		2024-12-06	2024-12-06
Grid Steps [mm]		12.0 x 12.0	5.0 x 5.0 x 5.0	psSAR1g [W/kg]		0.931	1.00
Sensor Surface [mm]		3.0	1.4	psSAR10g [W/kg]		0.428	0.464
Graded Grid	Yes		Yes	Power Drift [dB]		-0.16	0.00
Grading Ratio	1.5		1.5	Power Scaling	Disabled		Disabled
MAIA	N/A		N/A	Scaling Factor			
Surface Detection	VMS + 6p		VMS + 6p	[dB]			
Scan Method	Measured		Measured	TSL Correction	No correction		No correction
				M2/M1 [%]			50.3
				Dist 3dB Peak [mm]			9.2



Meas.4 Body Plane with Front Edge 0mm on 58 Channel in IEEE802.11ac80 mode with Antenna Auxiliary

Exposure Conditions

Phantom Section, TSL	Position, Test Distance [mm]	Band	Group, UID	Frequency [MHz], Channel Number	Conversion Factor	TSL Conductivity [S/m]	TSL Permittivity	Ambient Temperature [°C]	Liquid Temperature [°C]
Flat, HSL	EDGE LEFT, 0.00	WLAN, N	WLAN, 10544-AAD	5290.0, 58	5.5	4.85	36.4	22.4	21.2

Hardware Setup

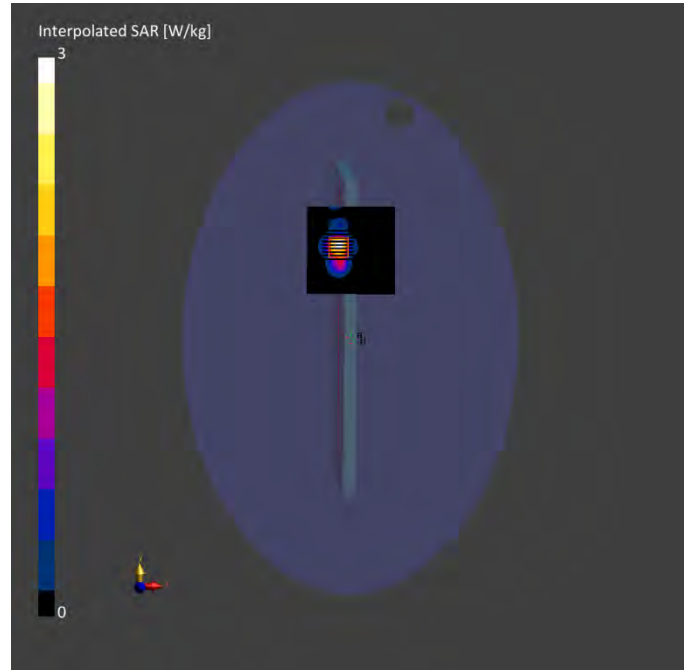
Phantom	TSL, Measured Date	Probe, Calibration Date	DAE, Calibration Date
ELI V8.0 (20deg probe tilt) - 2159	HBBL-600-10000 2024-12-08	EX3DV4 - SN7510, 2024-06-25	DAE4 Sn1711, 2024-03-18

Scan Setup

		Area Scan	Zoom Scan
Grid Extents [mm]		100.0 x 100.0	24.0 x 24.0 x 22.0
Grid Steps [mm]		10.0 x 10.0	4.0 x 4.0 x 2.0
Sensor Surface [mm]		3.0	1.4
Graded Grid		Yes	Yes
Grading Ratio		1.5	1.4
MAIA		N/A	N/A
Surface Detection		VMS + 6p	VMS + 6p
Scan Method		Measured	Measured

Measurement Results

		Area Scan	Zoom Scan
Date		2024-12-08	2024-12-08
psSAR1g [W/kg]		0.698	0.832
psSAR10g [W/kg]		0.246	0.253
Power Drift [dB]		-0.01	-0.07
Power Scaling		Disabled	Disabled
Scaling Factor [dB]			
TSL Correction		No correction	No correction
M2/M1 [%]			56.6
Dist 3dB Peak [mm]			7.2



Meas.5 Body Plane with Front Edge 0mm on 58 Channel in IEEE802.11ac80 mode with Antenna Main

Exposure Conditions

Phantom Section, TSL	Position, Test Distance [mm]	Band	Group, UID	Frequency [MHz], Channel Number	Conversion Factor	TSL Conductivity [S/m]	TSL Permittivity	Ambient Temperature [°C]	Liquid Temperature [°C]
Flat, HSL	EDGE LEFT, 0.00	WLAN, N	WLAN, 10544-AAD	5290.0, 58	5.5	4.85	36.4	22.4	21.2

Hardware Setup

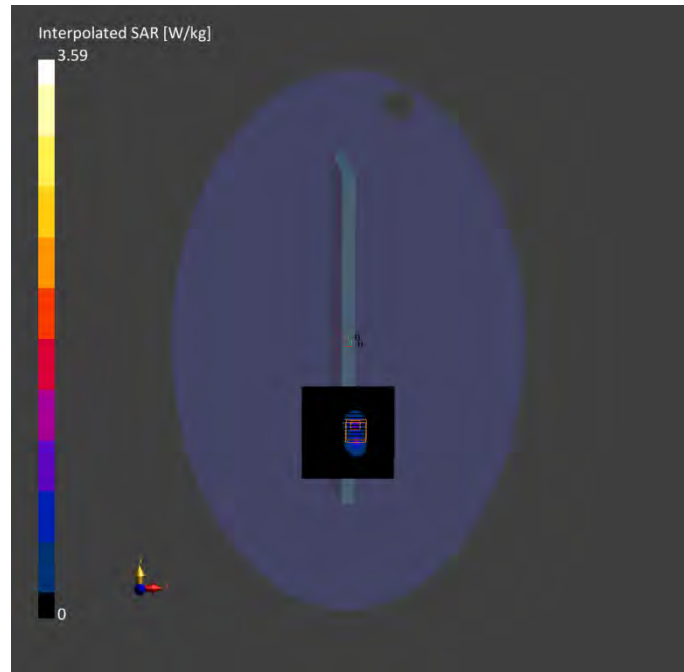
Phantom	TSL, Measured Date	Probe, Calibration Date	DAE, Calibration Date
ELI V8.0 (20deg probe tilt) - 2159	HBBL-600-10000 2024-12-08	EX3DV4 - SN7510, 2024-06-25	DAE4 Sn1711, 2024-03-18

Scan Setup

		Area Scan	Zoom Scan
Grid Extents [mm]		100.0 x 100.0	24.0 x 24.0 x 22.0
Grid Steps [mm]		10.0 x 10.0	4.0 x 4.0 x 2.0
Sensor Surface [mm]		3.0	1.4
Graded Grid		Yes	Yes
Grading Ratio		1.5	1.4
MAIA		N/A	N/A
Surface Detection		VMS + 6p	VMS + 6p
Scan Method		Measured	Measured

Measurement Results

		Area Scan	Zoom Scan
Date		2024-12-08	2024-12-08
psSAR1g [W/kg]		0.731	0.863
psSAR10g [W/kg]		0.262	0.274
Power Drift [dB]		0.02	-0.03
Power Scaling		Disabled	Disabled
Scaling Factor [dB]			
TSL Correction		No correction	No correction
M2/M1 [%]			49.1
Dist 3dB Peak [mm]			7.2



Meas.6 Body Plane with Front Edge 0mm on 114 Channel in IEEE802.11ac160 mode with Antenna Auxiliary

Exposure Conditions

Phantom Section, TSL	Position, Test Distance [mm]	Band	Group, UID	Frequenc y [MHz], Channel Number	Conversi on Factor	TSL Conduct ivity [S/m]	TSL Permitti vity	Ambient Tempera ture [°C]	Liquid Tempera ture [°C]
Flat, HSL	EDGE LEFT, 0.00	WLAN, N	WLAN, 10554- AAE	5570.0, 114	5.00	5.01	36.1	22.6	21.7

Hardware Setup

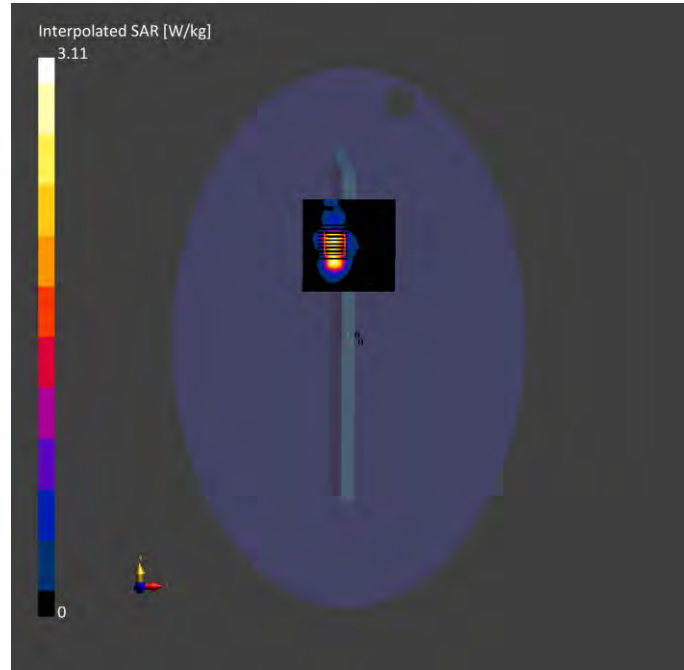
Phantom	TSL, Measured Date	Probe, Calibration Date	DAE, Calibration Date
ELI V8.0 (20deg probe tilt) - 2159	HBBL-600-10000 2024-12-09	EX3DV4 - SN7510, 2024-06-25	DAE4 Sn1711, 2024-03-18

Scan Setup

	Area Scan	Zoom Scan
Grid Extents [mm]	100.0 x 100.0	24.0 x 24.0 x 22.0
Grid Steps [mm]	10.0 x 10.0	4.0 x 4.0 x 2.0
Sensor	3.0	1.4
Surface [mm]		
Graded Grid	Yes	Yes
Grading Ratio	1.5	1.4
MAIA	Y	N/A
Surface	VMS + 6p	VMS + 6p
Detection		
Scan Method	Measured	Measured

Measurement Results

	Area Scan	Zoom Scan
Date	2024-12-09	2024-12-09
psSAR1g [W/kg]	0.533	0.72
psSAR10g [W/kg]	0.196	0.22
Power Drift [dB]	-0.07	-0.01
Power Scaling	Disabled	Disabled
Scaling Factor [dB]		
TSL Correction	No correction	No correction
M2/M1 [%]		46.3
Dist 3dB Peak [mm]		6.8



Meas.7 Body Plane with Front Edge 0mm on 114 Channel in IEEE802.11ac160 mode with Antenna Main

Exposure Conditions

Phantom Section, TSL	Position, Test Distance [mm]	Band	Group, UID	Frequency [MHz], Channel Number	Conversion Factor	TSL Conductivity [S/m]	TSL Permittivity	Ambient Temperature [°C]	Liquid Temperature [°C]
Flat, HSL	EDGE LEFT, 0.00	WLAN, N	WLAN, 10554-AAE	5570.0, 114	5.00	5.01	36.1	22.6	21.7

Hardware Setup


Phantom	TSL, Measured Date	Probe, Calibration Date	DAE, Calibration Date
ELI V8.0 (20deg probe tilt) - 2159	HBBL-600-10000 2024-12-09	EX3DV4 - SN7510, 2024-06-25	DAE4 Sn1711, 2024-03-18

Scan Setup

	Area Scan	Zoom Scan
Grid Extents [mm]	100.0 x 100.0	24.0 x 24.0 x 22.0
Grid Steps [mm]	10.0 x 10.0	4.0 x 4.0 x 2.0
Sensor	3.0	1.4
Surface [mm]		
Graded Grid	Yes	Yes
Grading Ratio	1.5	1.4
MAIA	Y	N/A
Surface	VMS + 6p	VMS + 6p
Detection		
Scan Method	Measured	Measured

Measurement Results

	Area Scan	Zoom Scan
Date	2024-12-09	2024-12-09
psSAR1g [W/kg]	0.686	0.746
psSAR10g [W/kg]	0.226	0.225
Power Drift [dB]	-0.02	0.1
Power Scaling	Disabled	Disabled
Scaling Factor [dB]		
TSL Correction	No correction	No correction
M2/M1 [%]		46.3
Dist 3dB Peak [mm]		7.2



Meas.8 Body Plane with Front Edge 0mm on 155 Channel in IEEE802.11ac80 mode with Antenna Auxiliary

Exposure Conditions

Phantom Section, TSL	Position, Test Distance [mm]	Band	Group, UID	Frequency [MHz], Channel Number	Conversion Factor	TSL Conductivity [S/m]	TSL Permittivity	Ambient Temperature [°C]	Liquid Temperature [°C]
Flat, HSL	EDGE LEFT, 0.00	WLAN, N	WLAN, 10544-AAD	5775.0, 155	5.04	5.15	36.4	22.2	21.2

Hardware Setup

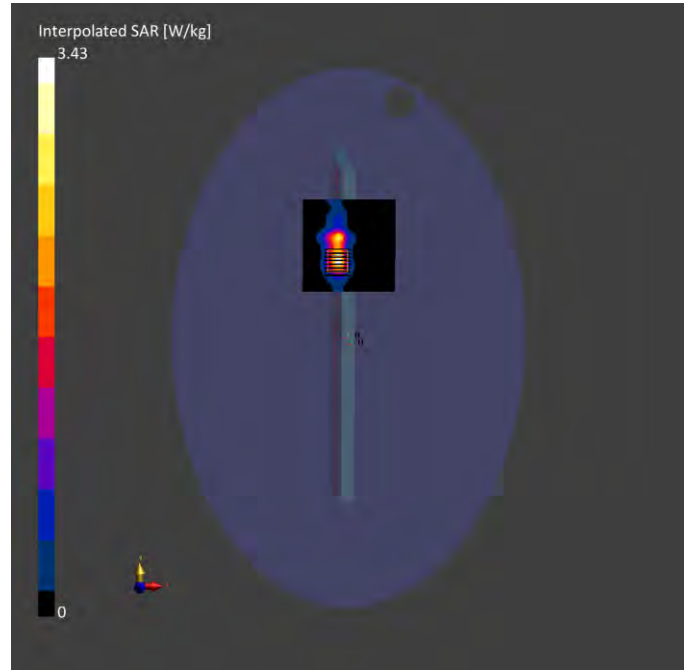
Phantom	TSL, Measured Date	Probe, Calibration Date	DAE, Calibration Date
ELI V8.0 (20deg probe tilt) - 2159	HBBL-600-10000 2024-12-11	EX3DV4 - SN7510, 2024-06-25	DAE4 Sn1711, 2024-03-18

Scan Setup

		Area Scan	Zoom Scan
Grid Extents [mm]		100.0 x 100.0	24.0 x 24.0 x 22.0
Grid Steps [mm]		10.0 x 10.0	4.0 x 4.0 x 2.0
Sensor		3.0	1.4
Surface [mm]			
Graded Grid		Yes	Yes
Grading Ratio		1.5	1.4
MAIA		Y	N/A
Surface Detection		VMS + 6p	VMS + 6p
Scan Method		Measured	Measured

Measurement Results

		Area Scan	Zoom Scan
Date		2024-12-11	2024-12-11
psSAR1g [W/kg]		0.742	0.819
psSAR10g [W/kg]		0.249	0.248
Power Drift [dB]		-0.14	-0.09
Power Scaling		Disabled	Disabled
Scaling Factor [dB]			
TSL Correction		No correction	No correction
M2/M1 [%]			46.8
Dist 3dB Peak [mm]			6.4



Meas.9 Body Plane with Front Edge 0mm on 155 Channel in IEEE802.11ac80 mode with Antenna Main

Exposure Conditions

Phantom Section, TSL	Position, Test Distance [mm]	Band	Group, UID	Frequenc y [MHz], Channel Number	Conversi on Factor	TSL Conduct ivity [S/m]	TSL Permitti vity	Ambient Tempera ture [°C]	Liquid Tempera ture [°C]
Flat, HSL	EDGE LEFT, 0.00	WLAN, N	WLAN, 10544- AAD	5775.0, 155	5.04	5.15	36.4	22.2	21.2

Hardware Setup

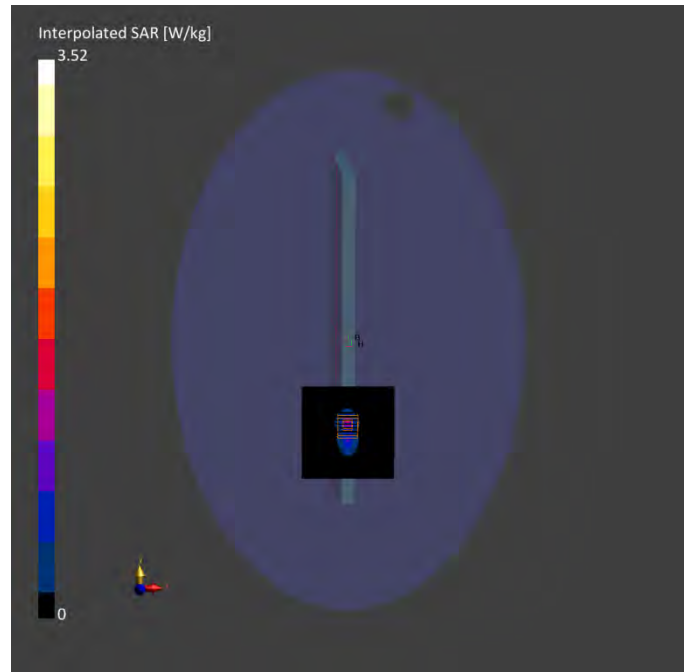
Phantom	TSL, Measured Date	Probe, Calibration Date	DAE, Calibration Date
ELI V8.0 (20deg probe tilt) - 2159	HBBL-600-10000 2024-12-11	EX3DV4 - SN7510, 2024-06-25	DAE4 Sn1711, 2024-03-18

Scan Setup

	Area Scan	Zoom Scan
Grid Extents [mm]	100.0 x 100.0	24.0 x 24.0 x 22.0
Grid Steps [mm]	10.0 x 10.0	4.0 x 4.0 x 2.0
Sensor Surface [mm]	3.0	1.4
Graded Grid	Yes	Yes
Grading Ratio	1.5	1.4
MAIA	N/A	N/A
Surface Detection	VMS + 6p	VMS + 6p
Scan Method	Measured	Measured

Measurement Results

	Area Scan	Zoom Scan
Date	2024-12-11	2024-12-11
psSAR1g [W/kg]	0.848	0.872
psSAR10g [W/kg]	0.266	0.271
Power Drift [dB]	0.17	0.02
Power Scaling	Disabled	Disabled
Scaling Factor [dB]		
TSL Correction	No correction	No correction
M2/M1 [%]		49.4
Dist 3dB Peak [mm]		7.2



Meas.10 Body Plane with Front Edge 0mm on 163 Channel in IEEE802.11ac160 mode with Antenna Auxiliary

Exposure Conditions

Phantom Section, TSL	Position, Test Distance [mm]	Band	Group, UID	Frequency [MHz], Channel Number	Conversion Factor	TSL Conductivity [S/m]	TSL Permittivity	Ambient Temperature [°C]	Liquid Temperature [°C]
Flat, HSL	EDGE LEFT, 0.00	Custo m	CW, 10554- AAE	5815.0, 5815000	5.04	5.21	36.3	22.2	21.2

Hardware Setup

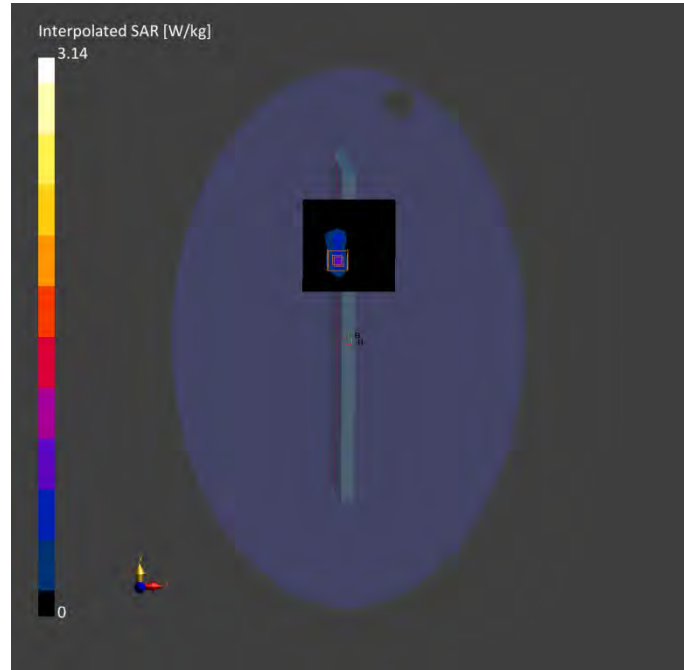
Phantom	TSL, Measured Date	Probe, Calibration Date	DAE, Calibration Date
ELI V8.0 (20deg probe tilt) - 2159	HBBL-600-10000 2024-12-11	EX3DV4 - SN7510, 2024-06-25	DAE4 Sn1711, 2024-03-18

Scan Setup

	Area Scan	Zoom Scan
Grid Extents [mm]	100.0 x 100.0	24.0 x 24.0 x 22.0
Grid Steps [mm]	10.0 x 10.0	4.0 x 4.0 x 2.0
Sensor	3.0	1.4
Surface [mm]		
Graded Grid	Yes	Yes
Grading Ratio	1.5	1.4
MAIA	Y	N/A
Surface	VMS + 6p	VMS + 6p
Detection		
Scan Method	Measured	Measured

Measurement Results

	Area Scan	Zoom Scan
Date	2024-12-11	2024-12-11
psSAR1g [W/kg]	0.639	0.745
psSAR10g [W/kg]	0.216	0.226
Power Drift [dB]	-0.00	0.02
Power Scaling	Disabled	Disabled
Scaling Factor [dB]		
TSL Correction	No correction	No correction
M2/M1 [%]		48.7
Dist 3dB Peak [mm]		6.4



Meas.11 Body Plane with Front Edge 0mm on 163 Channel in IEEE802.11ac160 mode with Antenna Main

Exposure Conditions

Phantom Section, TSL	Position, Test Distance [mm]	Band	Group, UID	Frequency [MHz], Channel Number	Conversion Factor	TSL Conductivity [S/m]	TSL Permittivity	Ambient Temperature [°C]	Liquid Temperature [°C]
Flat, HSL	EDGE LEFT, 0.00	Custo m	CW, 10554- AAE	5815.0, 5815000	5.04	5.21	36.3	22.2	21.2

Hardware Setup


Phantom	TSL, Measured Date	Probe, Calibration Date	DAE, Calibration Date
ELI V8.0 (20deg probe tilt) - 2159	HBBL-600-10000 2024-12-11	EX3DV4 - SN7510, 2024-06-25	DAE4 Sn1711, 2024-03-18

Scan Setup

	Area Scan	Zoom Scan
Grid Extents [mm]	100.0 x 100.0	24.0 x 24.0 x 22.0
Grid Steps [mm]	10.0 x 10.0	4.0 x 4.0 x 2.0
Sensor	3.0	1.4
Surface [mm]		
Graded Grid	Yes	Yes
Grading Ratio	1.5	1.4
MAIA	N/A	N/A
Surface Detection	VMS + 6p	VMS + 6p
Scan Method	Measured	Measured

Measurement Results

	Area Scan	Zoom Scan
Date	2024-12-11	2024-12-11
psSAR1g [W/kg]	0.834	0.908
psSAR10g [W/kg]	0.261	0.271
Power Drift [dB]	-0.17	0.09
Power Scaling	Disabled	Disabled
Scaling Factor [dB]		
TSL Correction	No correction	No correction
M2/M1 [%]		48.7
Dist 3dB Peak [mm]		6.8



Meas.12 Body Plane with Back Side 0mm on 15 Channel in IEEE802.11ax160 mode with Antenna Auxiliary

Exposure Conditions

Phantom Section, TSL	Position, Test Distance [mm]	Band	Group, UID	Frequency [MHz], Channel Number	Conversion Factor	TSL Conductivity [S/m]	TSL Permittivity	Ambient Temperature [°C]	Liquid Temperature [°C]
Flat, HSL	BACK, 0.00	U-NII-5	WLAN, 10554-AAE	6025.0, 15	5.11	5.40	36.2	22.3	21.5

Hardware Setup


Phantom	TSL, Measured Date	Probe, Calibration Date	DAE, Calibration Date
ELI V8.0 (20deg probe tilt) - 2159	HBBL-600-10000 03 2024-12-	EX3DV4 - SN7893, 2024-09-05	DAE4 Sn1710, 2024-01-03

Scan Setup

	Area Scan	Zoom Scan
Grid Extents [mm]	136.0 x 136.0	23.8 x 23.8 x 22.0
Grid Steps [mm]	8.5 x 8.5	3.4 x 3.4 x 1.4
Sensor	3.0	1.4
Surface [mm]		
Graded Grid	Yes	Yes
Grading Ratio	1.5	1.4
MAIA	Y	N/A
Surface Detection	VMS + 6p	VMS + 6p
Scan Method	Measured	Measured

Measurement Results

	Area Scan	Zoom Scan
Date	2024-12-03	2024-12-03
psSAR1g [W/kg]	0.596	0.644
psSAR10g [W/kg]	0.180	0.192
APD 4cm ² [W/m ²]		4.45
Power Drift [dB]	-0.02	0.09
Power Scaling	Disabled	Disabled
Scaling Factor [dB]		
TSL Correction	No correction	No correction
M2/M1 [%]		61.1
Dist 3dB Peak [mm]		6.1



Meas.13 Body Plane with Back Side 0mm on 79 Channel in IEEE802.11ax160 mode with Antenna Auxiliary

Exposure Conditions

Phantom Section, TSL	Position, Test Distance [mm]	Band	Group, UID	Frequency [MHz], Channel Number	Conversion Factor	TSL Conductivity [S/m]	TSL Permittivity	Ambient Temperature [°C]	Liquid Temperature [°C]
Flat, HSL	BACK, 0.00	U-NII-5	WLAN, 10554-AAE	6345.0, 79	5.11	5.80	34.8	22.3	21.5

Hardware Setup


Phantom	TSL, Measured Date	Probe, Calibration Date	DAE, Calibration Date
ELI V8.0 (20deg probe tilt) - 2159	HBBL-600-10000 03 2024-12-	EX3DV4 - SN7893, 2024-09-05	DAE4 Sn1710, 2024-01-03

Scan Setup

	Area Scan	Zoom Scan
Grid Extents [mm]	136.0 x 136.0	23.8 x 23.8 x 22.0
Grid Steps [mm]	8.5 x 8.5	3.4 x 3.4 x 1.4
Sensor	3.0	1.4
Surface [mm]		
Graded Grid	Yes	Yes
Grading Ratio	1.5	1.4
MAIA	Y	N/A
Surface Detection	VMS + 6p	VMS + 6p
Scan Method	Measured	Measured

Measurement Results

	Area Scan	Zoom Scan
Date	2024-12-03	2024-12-03
psSAR1g [W/kg]	0.789	0.809
psSAR10g [W/kg]	0.254	0.248
APD 4cm ² [W/m ²]		5.71
Power Drift [dB]	-0.05	-0.03
Power Scaling	Disabled	Disabled
Scaling Factor [dB]		
TSL Correction	No correction	No correction
M2/M1 [%]		58.0
Dist 3dB Peak [mm]		6.5



Meas.14 Limbs Plane with Keyboard Side 0mm on 39 Channel in Bluetooth mode with Antenna Auxiliary

Exposure Conditions

Phantom Section, TSL	Position, Test Distance [mm]	Band	Group, UID	Frequency [MHz], Channel Number	Conversion Factor	TSL Conductivity [S/m]	TSL Permittivity	Ambient Temperature [°C]	Liquid Temperature [°C]
Flat, HSL	FRONT, 0.00	ISM 2.4 GHz Band	Bluetooth, 10032-CAA	2441.0, 39	7.75	1.78	38.9	22.4	21.3


Hardware Setup

Phantom	TSL, Measured Date	Probe, Calibration Date	DAE, Calibration Date
ELI V8.0 (20deg probe tilt) - 2159	HBBL-600-10000 06 2024-12-	EX3DV4 - SN7510, 2024-06-25	DAE4 Sn1711, 2024-03-18

Scan Setup

Measurement Results

		Area Scan	Zoom Scan			Area Scan	Zoom Scan
Grid Extents [mm]		120.0 x 120.0	30.0 x 30.0 x 30.0	Date		2024-12-06	2024-12-06
Grid Steps [mm]		12.0 x 12.0	5.0 x 5.0 x 5.0	psSAR1g [W/kg]		0.077	0.077
Sensor Surface [mm]		3.0	1.4	psSAR10g [W/kg]		0.037	0.032
Graded Grid	Yes		Yes	Power Drift [dB]		0.02	-0.11
Grading Ratio	1.5		1.5	Power Scaling	Disabled		Disabled
MAIA	Y		Y	Scaling Factor			
Surface Detection	VMS + 6p		VMS + 6p	[dB]			
Scan Method	Measured		Measured	TSL Correction	No correction		No correction
				M2/M1 [%]			47.2
				Dist 3dB Peak [mm]			8.0



Meas.15 Limbs Plane with Keyboard Side 0mm on 11 Channel in IEEE802.11b mode with Antenna Auxiliary

Exposure Conditions

Phantom Section, TSL	Position, Test Distance [mm]	Band	Group, UID	Frequency [MHz], Channel Number	Conversion Factor	TSL Conductivity [S/m]	TSL Permittivity	Ambient Temperature [°C]	Liquid Temperature [°C]
Flat, HSL	BACK, 0.00	WLAN, 2.4G Hz	WLAN, 10012-CAB	2462.0, 11	7.75	1.81	38.5	22.4	21.3


Hardware Setup

Phantom	TSL, Measured Date	Probe, Calibration Date	DAE, Calibration Date
ELI V8.0 (20deg probe tilt) - 2159	HBBL-600-10000 06 2024-12-	EX3DV4 - SN7510, 2024-06-25	DAE4 Sn1711, 2024-03-18

Scan Setup

Measurement Results

		Area Scan	Zoom Scan			Area Scan	Zoom Scan
Grid Extents [mm]		120.0 x 120.0	30.0 x 30.0 x 30.0	Date		2024-12-06	2024-12-06
Grid Steps [mm]		12.0 x 12.0	5.0 x 5.0 x 5.0	psSAR1g [W/kg]		1.47	1.72
Sensor Surface [mm]		3.0	1.4	psSAR10g [W/kg]		0.645	0.743
Graded Grid	Yes		Yes	Power Drift [dB]		-0.03	-0.02
Grading Ratio	1.5		1.5	Power Scaling	Disabled		Disabled
MAIA	N/A		N/A	Scaling Factor			
Surface Detection	VMS + 6p		VMS + 6p	[dB]			
Scan Method	Measured		Measured	TSL Correction	No correction		No correction
				M2/M1 [%]			47.1
				Dist 3dB Peak [mm]			7.1



Meas.16 Limbs Plane with Keyboard Side 0mm on 6 Channel in IEEE802.11b mode with Antenna Main

Exposure Conditions

Phantom Section, TSL	Position, Test Distance [mm]	Band	Group, UID	Frequency [MHz], Channel Number	Conversion Factor	TSL Conductivity [S/m]	TSL Permittivity	Ambient Temperature [°C]	Liquid Temperature [°C]
Flat, HSL	FRONT, 0.00	WLAN, 2.4G Hz	WLAN, 10012-CAB	2437.0, 6	7.75	1.78	39.0	22.4	21.3

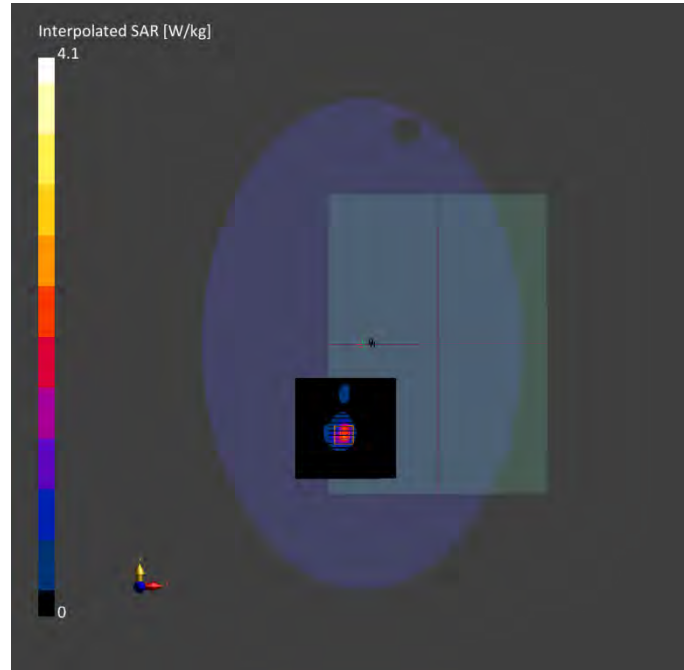
Hardware Setup

Phantom	TSL, Measured Date	Probe, Calibration Date	DAE, Calibration Date
ELI V8.0 (20deg probe tilt) - 2159	HBBL-600-10000 2024-12-06	EX3DV4 - SN7510, 2024-06-25	DAE4 Sn1711, 2024-03-18

Scan Setup

Measurement Results

		Area Scan	Zoom Scan			Area Scan	Zoom Scan
Grid Extents [mm]		120.0 x 120.0	30.0 x 30.0 x 30.0	Date		2024-12-06	2024-12-06
Grid Steps [mm]		12.0 x 12.0	5.0 x 5.0 x 5.0	psSAR1g [W/kg]		1.87	2.13
Sensor Surface [mm]		3.0	1.4	psSAR10g [W/kg]		0.813	0.914
Graded Grid	Yes		Yes	Power Drift [dB]		-0.10	-0.02
Grading Ratio	1.5		1.5	Power Scaling	Disabled		Disabled
MAIA	N/A		N/A	Scaling Factor			
Surface Detection	VMS + 6p		VMS + 6p	[dB]			
Scan Method	Measured		Measured	TSL Correction	No correction		No correction
				M2/M1 [%]			55.7
				Dist 3dB Peak [mm]			7.3



Meas.17 Limbs Plane with Keyboard Side 0mm on 58 Channel in IEEE802.11ac80 mode with Antenna Auxiliary

Exposure Conditions

Phantom Section, TSL	Position, Test Distance [mm]	Band	Group, UID	Frequenc y [MHz], Channel Number	Conversi on Factor	TSL Conduct ivity [S/m]	TSL Permitti vity	Ambient Tempera ture [°C]	Liquid Tempera ture [°C]
Flat, HSL	FRONT, 0.00	WLAN, 5GHz	WLAN, 10544-AAC	5290.0, 58	5.5	4.85	36.4	22.4	21.2

Hardware Setup

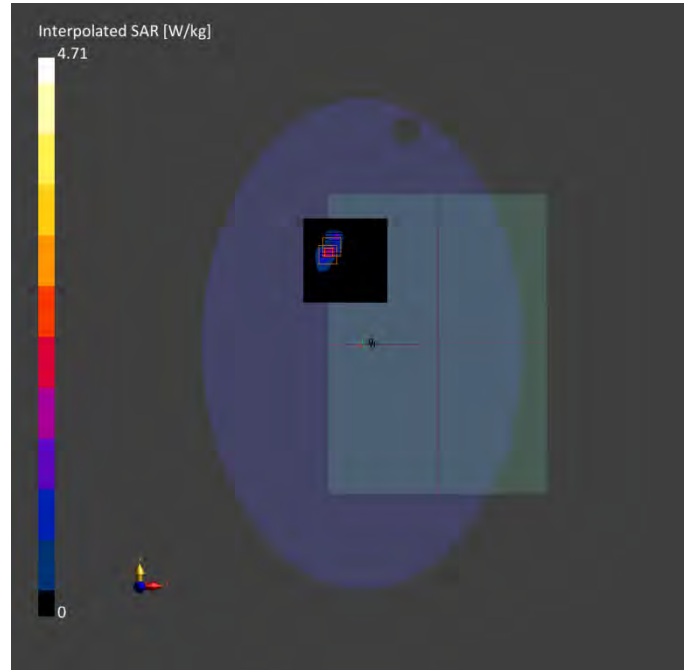
Phantom	TSL, Measured Date	Probe, Calibration Date	DAE, Calibration Date
ELI V8.0 (20deg probe tilt) - 2159	HBBL-600-10000 2024-12-08	EX3DV4 - SN7510, 2024-06-25	DAE4 Sn1711, 2024-03-18

Scan Setup

	Area Scan	Zoom Scan
Grid Extents [mm]	100.0 x 100.0	24.0 x 24.0 x 22.0
Grid Steps [mm]	10.0 x 10.0	4.0 x 4.0 x 2.0
Sensor	3.0	1.4
Surface [mm]		
Graded Grid	Yes	Yes
Grading Ratio	1.5	1.4
MAIA	N/A	N/A
Surface	VMS + 6p	VMS + 6p
Detection		
Scan Method	Measured	Measured

Measurement Results

	Area Scan	Zoom Scan
Date	2024-12-08	2024-12-08
psSAR1g [W/kg]	1.19	1.23
psSAR10g [W/kg]	0.390	0.390
Power Drift [dB]	-0.16	-0.15
Power Scaling	Disabled	Disabled
Scaling Factor [dB]		
TSL Correction	No correction	No correction
M2/M1 [%]		54.1
Dist 3dB Peak [mm]		4.7



Meas.18 Limbs Plane with Keyboard Side 0mm on 58 Channel in IEEE802.11ac80 mode with Antenna Main

Exposure Conditions

Phantom Section, TSL	Position, Test Distance [mm]	Band	Group, UID	Frequency [MHz], Channel Number	Conversion Factor	TSL Conductivity [S/m]	TSL Permittivity	Ambient Temperature [°C]	Liquid Temperature [°C]
Flat, HSL	FRONT, 0.00	WLAN, N	WLAN, 10544-58	5290.0, 58	5.5	4.85	36.4	22.4	21.2
		5GHz	AAC						

Hardware Setup

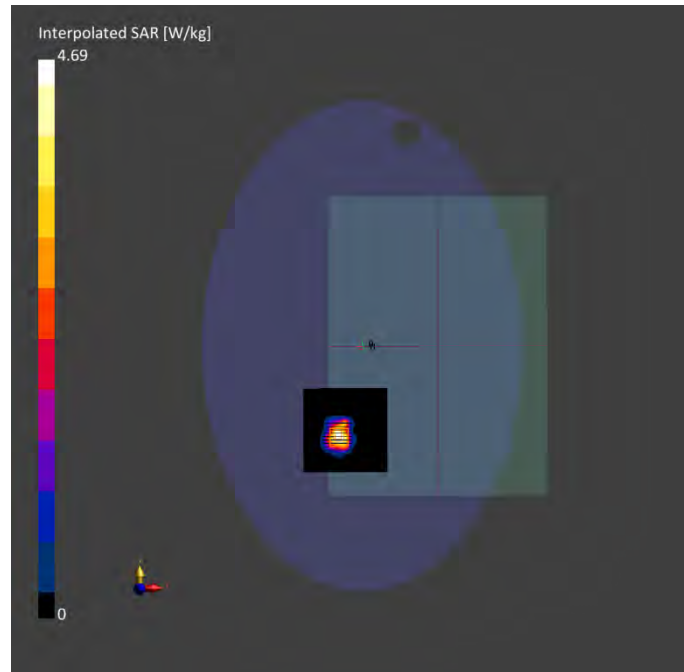
Phantom	TSL, Measured Date	Probe, Calibration Date	DAE, Calibration Date
ELI V8.0 (20deg probe tilt) - 2159	HBBL-600-10000 2024-12-08	EX3DV4 - SN7510, 2024-06-25	DAE4 Sn1711, 2024-03-18

Scan Setup

	Area Scan	Zoom Scan
Grid Extents [mm]	100.0 x 100.0	24.0 x 24.0 x 22.0
Grid Steps [mm]	10.0 x 10.0	4.0 x 4.0 x 2.0
Sensor	3.0	1.4
Surface [mm]		
Graded Grid	Yes	Yes
Grading Ratio	1.5	1.4
MAIA	N/A	N/A
Surface	VMS + 6p	VMS + 6p
Detection		
Scan Method	Measured	Measured

Measurement Results

	Area Scan	Zoom Scan
Date	2024-12-08	2024-12-08
psSAR1g [W/kg]	1.04	1.25
psSAR10g [W/kg]	0.406	0.472
Power Drift [dB]	-0.09	-0.15
Power Scaling	Disabled	Disabled
Scaling Factor [dB]		
TSL Correction	No correction	No correction
M2/M1 [%]		54.2
Dist 3dB Peak [mm]		7.5



Meas.19 Limbs Plane with Keyboard Side 0mm on 114 Channel in IEEE802.11ac160 mode with Antenna Auxiliary

Exposure Conditions

Phantom Section, TSL	Position, Test Distance [mm]	Band	Group, UID	Frequenc y [MHz], Channel Number	Conversi on Factor	TSL Conduct ivity [S/m]	TSL Permitti vity	Ambient Tempera ture [°C]	Liquid Tempera ture [°C]
Flat, HSL	FRONT, 0.00	WLAN, 5GHz	WLAN, 10554-AAD	5570.0, 114	5.00	5.01	36.1	22.6	21.7

Hardware Setup

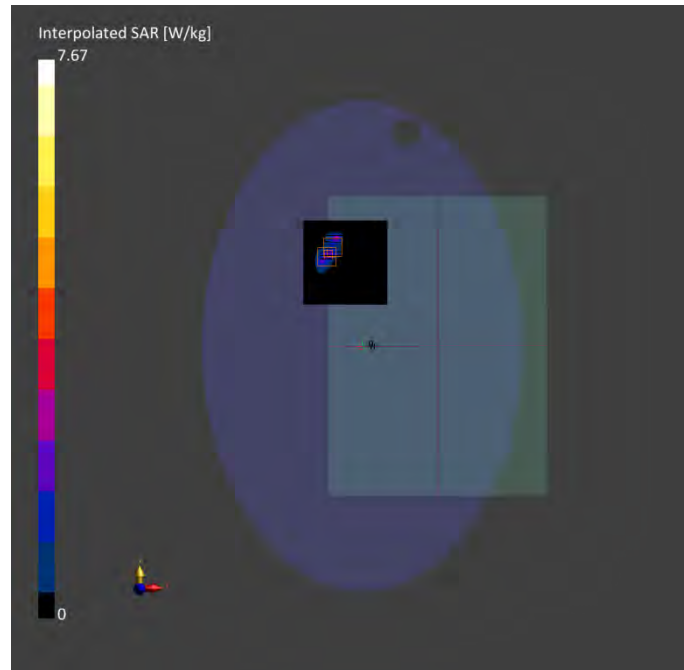
Phantom	TSL, Measured Date	Probe, Calibration Date	DAE, Calibration Date
ELI V8.0 (20deg probe tilt) - 2159	HBBL-600-10000 2024-12-09	EX3DV4 - SN7510, 2024-06-25	DAE4 Sn1711, 2024-03-18

Scan Setup

	Area Scan	Zoom Scan
Grid Extents [mm]	100.0 x 100.0	24.0 x 24.0 x 22.0
Grid Steps [mm]	10.0 x 10.0	4.0 x 4.0 x 2.0
Sensor	3.0	1.4
Surface [mm]		
Graded Grid	Yes	Yes
Grading Ratio	1.5	1.4
MAIA	N/A	N/A
Surface	VMS + 6p	VMS + 6p
Detection		
Scan Method	Measured	Measured

Measurement Results

	Area Scan	Zoom Scan
Date	2024-12-09	2024-12-09
psSAR1g [W/kg]	1.65	1.94
psSAR10g [W/kg]	0.576	0.604
Power Drift [dB]	-0.00	-0.03
Power Scaling	Disabled	Disabled
Scaling Factor [dB]		
TSL Correction	No correction	No correction
M2/M1 [%]		54.3
Dist 3dB Peak [mm]		6.4



Meas.20 Limbs Plane with Keyboard Side 0mm on 114 Channel in IEEE802.11ac160 mode with Antenna Main

Exposure Conditions

Phantom Section, TSL	Position, Test Distance [mm]	Band	Group, UID	Frequenc y [MHz], Channel Number	Conversi on Factor	TSL Conduct ivity [S/m]	TSL Permitti vity	Ambient Tempera ture [°C]	Liquid Tempera ture [°C]
Flat, HSL	FRONT, 0.00	WLA N	WLAN, 10554-5GHz AAD	5570.0, 114	5.00	5.01	36.1	22.6	21.7

Hardware Setup

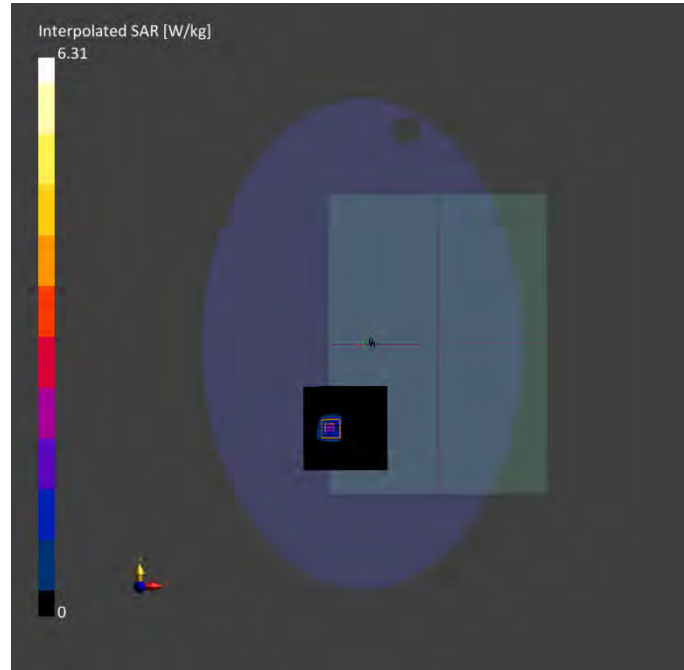
Phantom	TSL, Measured Date	Probe, Calibration Date	DAE, Calibration Date
ELI V8.0 (20deg probe tilt) - 2159	HBBL-600-10000 2024-12-09	EX3DV4 - SN7510, 2024-06-25	DAE4 Sn1711, 2024-03-18

Scan Setup

	Area Scan	Zoom Scan
Grid Extents [mm]	100.0 x 100.0	24.0 x 24.0 x 22.0
Grid Steps [mm]	10.0 x 10.0	4.0 x 4.0 x 2.0
Sensor	3.0	1.4
Surface [mm]		
Graded Grid	Yes	Yes
Grading Ratio	1.5	1.4
MAIA	N/A	N/A
Surface	VMS + 6p	VMS + 6p
Detection		
Scan Method	Measured	Measured

Measurement Results

	Area Scan	Zoom Scan
Date	2024-12-09	2024-12-09
psSAR1g [W/kg]	1.47	1.57
psSAR10g [W/kg]	0.513	0.534
Power Drift [dB]	-0.06	-0.04
Power Scaling	Disabled	Disabled
Scaling Factor [dB]		
TSL Correction	No correction	No correction
M2/M1 [%]		50.7
Dist 3dB Peak [mm]		6.4



Meas.21 Limbs Plane with Keyboard Side 0mm on 155 Channel in IEEE802.11ac80 mode with Antenna Auxiliary

Exposure Conditions

Phantom Section, TSL	Position, Test Distance [mm]	Band	Group, UID	Frequency [MHz], Channel Number	Conversion Factor	TSL Conductivity [S/m]	TSL Permittivity	Ambient Temperature [°C]	Liquid Temperature [°C]
Flat, HSL	FRONT, 0.00	WLAN, 5GHz	WLAN, 10544-AAC	5775.0, 155	5.04	5.15	36.4	22.2	21.2

Hardware Setup


Phantom	TSL, Measured Date	Probe, Calibration Date	DAE, Calibration Date
ELI V8.0 (20deg probe tilt) - 2159	HBBL-600-10000 2024-12-11	EX3DV4 - SN7510, 2024-06-25	DAE4 Sn1711, 2024-03-18

Scan Setup

	Area Scan	Zoom Scan
Grid Extents [mm]	100.0 x 100.0	24.0 x 24.0 x 22.0
Grid Steps [mm]	10.0 x 10.0	4.0 x 4.0 x 2.0
Sensor	3.0	1.4
Surface [mm]		
Graded Grid	Yes	Yes
Grading Ratio	1.5	1.4
MAIA	N/A	N/A
Surface Detection	VMS + 6p	VMS + 6p
Scan Method	Measured	Measured

Measurement Results

	Area Scan	Zoom Scan
Date	2024-12-11	2024-12-11
psSAR1g [W/kg]	1.24	1.49
psSAR10g [W/kg]	0.439	0.451
Power Drift [dB]	-0.10	0.00
Power Scaling	Disabled	Disabled
Scaling Factor [dB]		
TSL Correction	No correction	No correction
M2/M1 [%]		53.1
Dist 3dB Peak [mm]		6.2



Meas.22 Limbs Plane with Keyboard Side 0mm on 155 Channel in IEEE802.11ac80 mode with Antenna Main

Exposure Conditions

Phantom Section, TSL	Position, Test Distance [mm]	Band	Group, UID	Frequency [MHz], Channel Number	Conversion Factor	TSL Conductivity [S/m]	TSL Permittivity	Ambient Temperature [°C]	Liquid Temperature [°C]
Flat, HSL	FRONT, 0.00	WLAN, 5GHz	WLAN, 10544-AAC	5775.0, 155	5.04	5.15	36.4	22.2	21.2

Hardware Setup

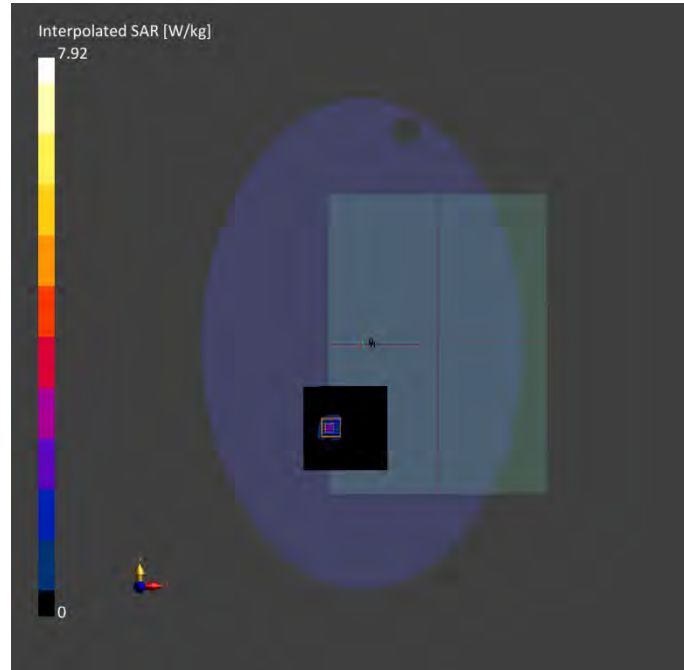
Phantom	TSL, Measured Date	Probe, Calibration Date	DAE, Calibration Date
ELI V8.0 (20deg probe tilt) - 2159	HBBL-600-10000 2024-12-11	EX3DV4 - SN7510, 2024-06-25	DAE4 Sn1711, 2024-03-18

Scan Setup

	Area Scan	Zoom Scan
Grid Extents [mm]	100.0 x 100.0	24.0 x 24.0 x 22.0
Grid Steps [mm]	10.0 x 10.0	4.0 x 4.0 x 2.0
Sensor	3.0	1.4
Surface [mm]		
Graded Grid	Yes	Yes
Grading Ratio	1.5	1.4
MAIA	N/A	N/A
Surface	VMS + 6p	VMS + 6p
Detection		
Scan Method	Measured	Measured

Measurement Results

	Area Scan	Zoom Scan
Date	2024-12-11	2024-12-11
psSAR1g [W/kg]	1.65	1.82
psSAR10g [W/kg]	0.549	0.575
Power Drift [dB]	-0.07	-0.01
Power Scaling	Disabled	Disabled
Scaling Factor [dB]		
TSL Correction	No correction	No correction
M2/M1 [%]		48.1
Dist 3dB Peak [mm]		6.1



Meas.23 Limbs Plane with Keyboard Side 0mm on 163 Channel in IEEE802.11ac160 mode with Antenna Auxiliary

Exposure Conditions

Phantom Section, TSL	Position, Test Distance [mm]	Band	Group, UID	Frequency [MHz], Channel Number	Conversion Factor	TSL Conductivity [S/m]	TSL Permittivity	Ambient Temperature [°C]	Liquid Temperature [°C]
Flat, HSL	FRONT, 0.00	CUSTOM	CW, 10554-AAD	5815.0, 5815000	5.04	5.21	36.3	22.2	21.2

Hardware Setup


Phantom	TSL, Measured Date	Probe, Calibration Date	DAE, Calibration Date
ELI V8.0 (20deg probe tilt) - 2159	HBBL-600-10000 2024-12-11	EX3DV4 - SN7510, 2024-06-25	DAE4 Sn1711, 2024-03-18

Scan Setup

	Area Scan	Zoom Scan
Grid Extents [mm]	100.0 x 100.0	24.0 x 24.0 x 22.0
Grid Steps [mm]	10.0 x 10.0	4.0 x 4.0 x 2.0
Sensor	3.0	1.4
Surface [mm]		
Graded Grid	Yes	Yes
Grading Ratio	1.5	1.4
MAIA	N/A	N/A
Surface	VMS + 6p	VMS + 6p
Detection		
Scan Method	Measured	Measured

Measurement Results

	Area Scan	Zoom Scan
Date	2024-12-11	2024-12-11
psSAR1g [W/kg]	1.33	1.58
psSAR10g [W/kg]	0.471	0.516
Power Drift [dB]	-0.02	-0.03
Power Scaling	Disabled	Disabled
Scaling Factor [dB]		
TSL Correction	No correction	No correction
M2/M1 [%]		52.0
Dist 3dB Peak [mm]		6.1



Meas.24 Limbs Plane with Keyboard Side 0mm on 163 Channel in IEEE802.11ac160 mode with Antenna Main

Exposure Conditions

Phantom Section, TSL	Position, Test Distance [mm]	Band	Group, UID	Frequency [MHz], Channel Number	Conversion Factor	TSL Conductivity [S/m]	TSL Permittivity	Ambient Temperature [°C]	Liquid Temperature [°C]
Flat, HSL	FRONT, 0.00	CUSTOM	CW, 10554-AAD	5815.0, 5815000	5.04	5.21	36.3	22.2	21.2

Hardware Setup

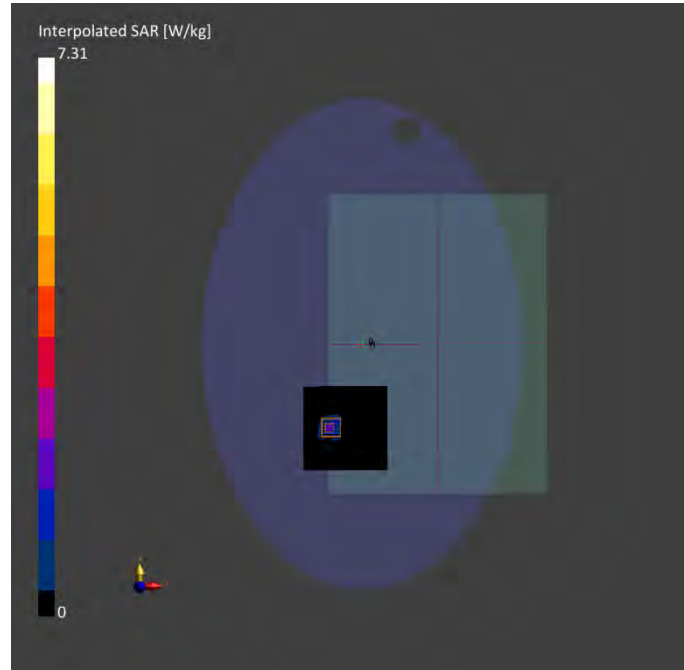
Phantom	TSL, Measured Date	Probe, Calibration Date	DAE, Calibration Date
ELI V8.0 (20deg probe tilt) - 2159	HBBL-600-10000 2024-12-11	EX3DV4 - SN7510, 2024-06-25	DAE4 Sn1711, 2024-03-18

Scan Setup

	Area Scan	Zoom Scan
Grid Extents [mm]	100.0 x 100.0	24.0 x 24.0 x 22.0
Grid Steps [mm]	10.0 x 10.0	4.0 x 4.0 x 2.0
Sensor	3.0	1.4
Surface [mm]		
Graded Grid	Yes	Yes
Grading Ratio	1.5	1.4
MAIA	N/A	N/A
Surface Detection	VMS + 6p	VMS + 6p
Scan Method	Measured	Measured

Measurement Results

	Area Scan	Zoom Scan
Date	2024-12-11	2024-12-11
psSAR1g [W/kg]	1.52	1.66
psSAR10g [W/kg]	0.500	0.525
Power Drift [dB]	-0.05	-0.02
Power Scaling	Disabled	Disabled
Scaling Factor [dB]		
TSL Correction	No correction	No correction
M2/M1 [%]		47.1
Dist 3dB Peak [mm]		6.1



Meas.25 Limbs Plane with Keyboard Side 0mm on 79 Channel in IEEE802.11ax160 mode with Antenna Auxiliary

Exposure Conditions

Phantom Section, TSL	Position, Test Distance [mm]	Band	Group, UID	Frequency [MHz], Channel Number	Conversion Factor	TSL Conductivity [S/m]	TSL Permittivity	Ambient Temperature [°C]	Liquid Temperature [°C]
Flat, HSL	FRONT, 0.00	U-NII-5	WLAN, 10554-AAE	6345.0, 79	5.11	5.40	36.2	22.3	21.5

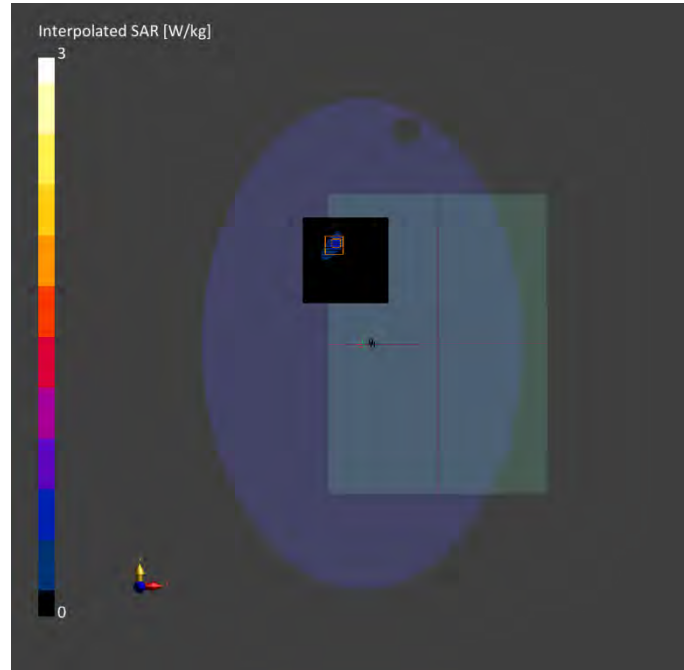
Hardware Setup

Phantom	TSL, Measured Date	Probe, Calibration Date	DAE, Calibration Date
ELI V8.0 (20deg probe tilt) - 2159	HBBL-600-10000 2024-12-03	EX3DV4 - SN7893, 2024-09-05	DAE4 Sn1710, 2024-01-03

Scan Setup

Measurement Results

		Area Scan	Zoom Scan			Area Scan	Zoom Scan
Grid Extents [mm]		102.0 x 102.0	27.2 x 27.2 x 22.0	Date		2024-12-03	2024-12-03
Grid Steps [mm]		8.5 x 8.5	3.4 x 3.4 x 1.4	psSAR1g [W/kg]		0.514	0.597
Sensor		3.0	1.4	psSAR10g [W/kg]		0.166	0.192
Surface [mm]				APD 4cm ² [W/m ²]			4.38
Graded Grid		Yes	Yes	Power Drift [dB]		-0.07	-0.02
Grading Ratio		1.5	1.4	Power Scaling		Disabled	Disabled
MAIA		Y	N/A	Scaling Factor [dB]			
Surface Detection		VMS + 6p	VMS + 6p	TSL Correction		No correction	No correction
Scan Method		Measured	Measured	M2/M1 [%]			47.7
				Dist 3dB Peak [mm]			6.8



Meas.26 Limbs Plane with Keyboard Side 0mm on 79 Channel in IEEE802.11ax160 mode with Antenna Main

Exposure Conditions

Phantom Section, TSL	Position, Test Distance [mm]	Band	Group, UID	Frequency [MHz], Channel Number	Conversion Factor	TSL Conductivity [S/m]	TSL Permittivity	Ambient Temperature [°C]	Liquid Temperature [°C]
Flat, HSL	FRONT, 0.00	U-NII-5	WLAN, 10554-AAE	6345.0, 79	5.11	5.77	34.5		

Hardware Setup

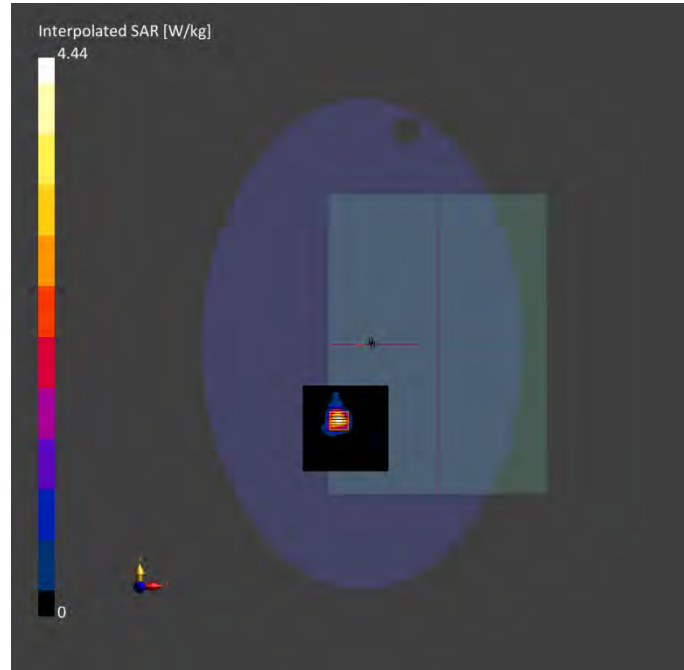
Phantom	TSL, Measured Date	Probe, Calibration Date	DAE, Calibration Date
ELI V8.0 (20deg probe tilt) - 2159	HBBL-600-10000 Charge:2024-11-21, --	EX3DV4 - SN7893, 2024-09-05	DAE4 Sn1710, 2024-01-03

Scan Setup

		Area Scan	Zoom Scan
Grid Extents [mm]		102.0 x 102.0	27.2 x 27.2 x 22.0
Grid Steps [mm]		8.5 x 8.5	3.4 x 3.4 x 1.4
Sensor Surface [mm]		3.0	1.4
Graded Grid	Yes		Yes
Grading Ratio	1.5		1.4
MAIA	Y		N/A
Surface Detection	VMS + 6p		VMS + 6p
Scan Method	Measured		Measured

Measurement Results

		Area Scan	Zoom Scan
Date		2024-12-31, 22:55	2024-12-31, 23:19
psSAR1g [W/kg]		0.801	0.972
psSAR10g [W/kg]		0.263	0.310
APD 4cm ² [W/m ²]			7.17
Power Drift [dB]		-0.03	-0.05
Power Scaling		Disabled	Disabled
Scaling Factor [dB]			
TSL Correction		No correction	No correction
M2/M1 [%]			52.3
Dist 3dB Peak [mm]			6.3



ANNEX D EUT EXTERNAL PHOTOS

Please refer the document “BL-SZ24B1446-AW.pdf”.

ANNEX E SAR TEST SETUP PHOTOS

Please refer the document “BL-SZ24B1446-AS-1.pdf”.

ANNEX F CALIBRATION REPORT

Please refer the document “BL-SZ24B1446-AC-1.pdf”.

ANNEX G TUNE-UP PROCEDURE

Please refer the document “BL-SZ24B1446-AT-3.pdf”.

Statement

1. The laboratory guarantees the scientificity, accuracy and impartiality of the test, and is responsible for all the information in the report, except the information provided by the customer. The customer is responsible for the impact of the information provided on the validity of the results.
2. The report without China inspection body and laboratory Mandatory Approval (CMA) mark has no effect of proving to the society.
3. For the report with CNAS mark or A2LA mark, the items marked with "☆" are not within the accredited scope.
4. This report is invalid if it is altered, without the signature of the testing and approval personnel, or without the "inspection and testing dedicated stamp" or test report stamp.
5. The test data and results are only valid for the tested samples provided by the customer.
6. This report shall not be partially reproduced without the written permission of the laboratory.
7. Any objection shall be raised to the laboratory within 30 days after receiving the report.

--END OF REPORT--