




### 3. Setup photo




Section 2. Dimensioned Photos and Drawings of Antennas

Include the dimensioned photo and drawing of Main antenna here.

Main Antenna Drawing:



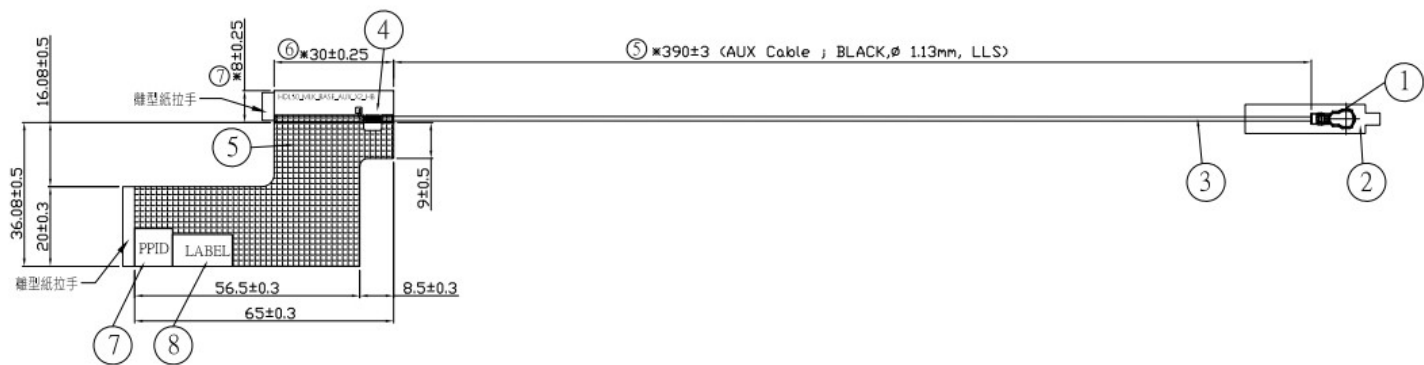
Main Antenna Photo (Front/Back):




Note: antenna photo should include L type ruler

Include the dimensioned photo and drawing of Aux antenna here.

Aux Antenna Drawing:



Aux Antenna Photo (Front/Back):



Note: antenna photo should include L type ruler

Section 3. Radiation characteristics of antenna loaded in Host Platform