

Operation Guide

**2.4GHz Ultra-small
Wireless Camera Series
Model: ZT-805T ZT817T**

The graphics included are subject to minor change without notice.

EU Environmental Protection

Waste electrical products should not be disposed of with household waste. Please recycle where facilities exist. Check with your Local Authority or retailer for recycling advice.



Warning

This product is for the sole purpose of security and applicable for monitoring in residential houses, shops and companies. The user shall observe local rules, regulations and laws, and shall be solely liable in this regard. This company shall not be liable for any illegalities therein.

Caution:

Any changes or modifications not expressly approved by the party responsible for compliance could void the user's authority to operate the equipment.

Note:

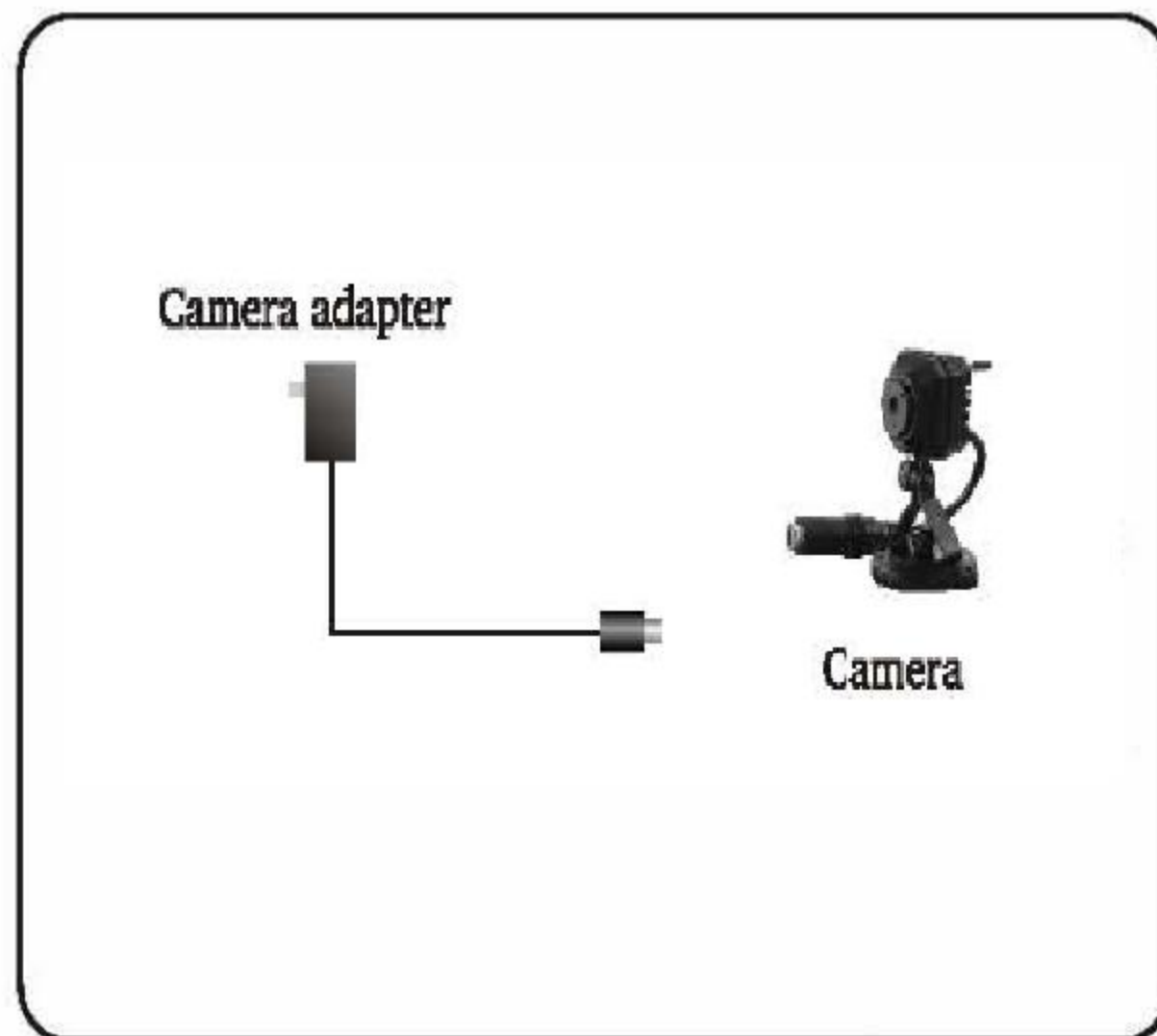
Note: This equipment has been tested and found to comply with the limits for a Class B digital device, pursuant to part 15 of the FCC Rules. These limits are designed to provide reasonable protection against harmful interference in a residential installation. This equipment generates, uses and can radiate radio frequency energy and, if not installed and used in accordance with the instructions, may cause harmful interference to radio communications. However, there is no guarantee that interference will not occur in a particular installation. If this equipment does cause harmful interference to radio or television reception, which can be determined by turning the equipment off and on, the user is encouraged to try to correct the interference by one or more of the following measures:

- Reorient or relocate the receiving antenna.
- Increase the separation between the equipment and receiver.
- Connect the equipment into an outlet on a circuit different from that to which the receiver is connected.
- Consult the dealer or an experienced radio/TV technician for help.

SPECIFICATIONS

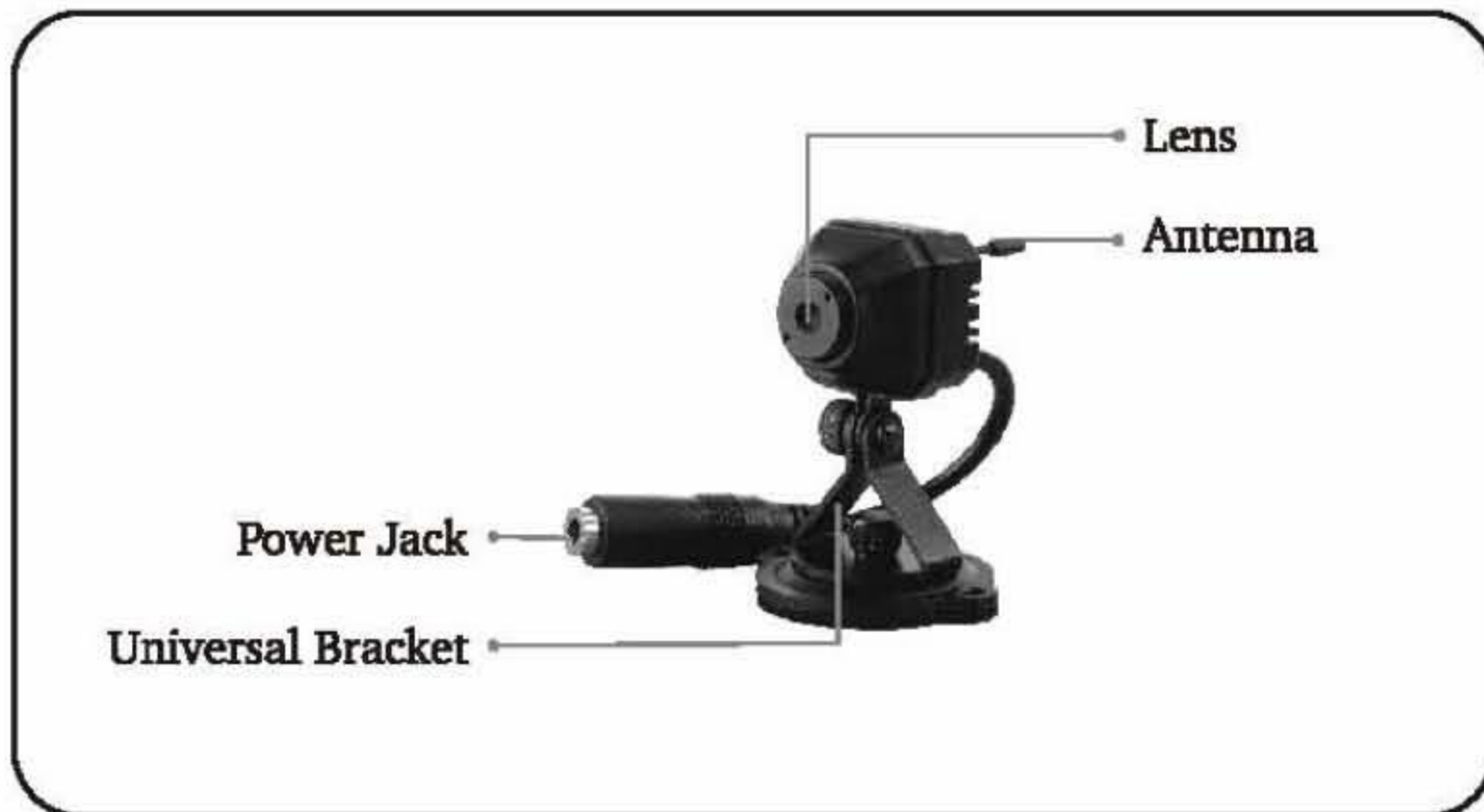
CAMERA	Imaging Sensor	CMOS		
	CMOS Total Pixels	628 x 582(PAL);510 x 492(NTSC)		
	View Angle	62°		
	Transmission Frequency	ISM 2,400MHz~2,483MHz		
	Transmission Power	10mW/CE; 0.5mW/FCC		
	Modulation Type	FM		
	Power Supply	+8V _{DC}		
	Consumption Current	80mA	80mA & 100mA(IR ON)	
	Unobstructed Effective Range	100m		
	Dimensions (WxDxH) (mm)	41 x 35 x 39	30 x 30 x 50	46 x 42 x 57
Weight	60g	20g	90g	

DIAGRAM



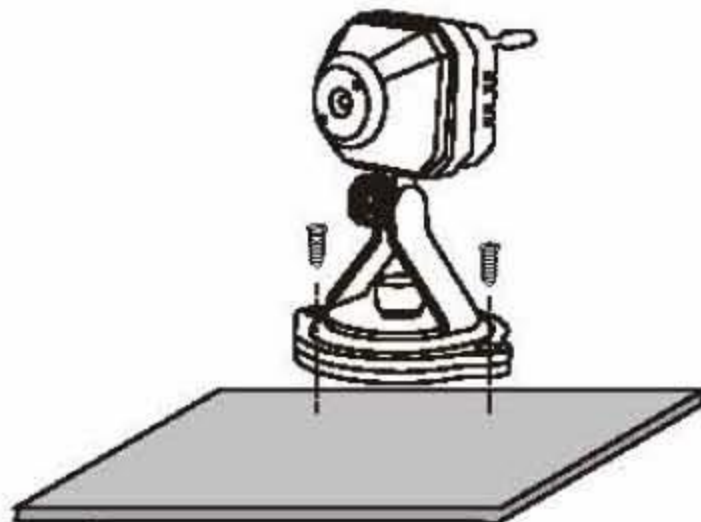
STRUCTURE

CAMERA




INSTALLATION

1. Locate the camera to a specific position and then adjust it to a suitable angle.



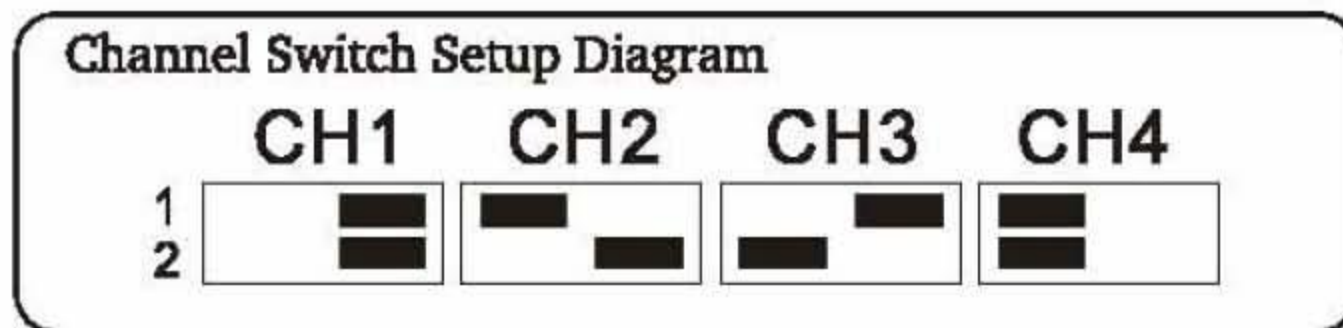
2. Connect the adapter to the camera.



CAMERA CHANNEL SETUP

ZT-805T, ZT-817T

You could adjust the channel switch of camera to set the channel for multi-camera working or avoiding the interference. Please set the channel switch on the back cover as the following diagram.



FCC Statement:

This device complies with Part 15 of the FCC Rules. Operation is subject to the following two conditions: (1) this device may not cause harmful interference, and (2) this device must accept any interference received, including interference that may cause undesired operation.