


PHOTOGRAPHS OF THE TEST CONFIGURATION

For Model: FAP-431F

Conducted Emission Test (Adapter Mode)



Conducted Emission Test (PoE Mode)



Radiated Emission Test (Above 1GHz) (X plane)



Radiated Emission Test (Above 1GHz) (Y plane)




Radiated Emission Test (Above 1GHz) (Z plane)





Radiated Emission Test (Below 1GHz)
(Adapter Mode: X-plane)




Radiated Emission Test (Below 1GHz)
(Adapter Mode: Y-plane)





Radiated Emission Test (Below 1GHz)
(Adapter Mode: Z-plane)





Radiated Emission Test (Below 1GHz)
(PoE Mode: X-plane)



Radiated Emission Test (Below 1GHz)
(PoE Mode: Y-plane)



Radiated Emission Test (Below 1GHz)
(PoE Mode: Z-plane)



For Model: FAP-433F


Conducted Emission Test (Adapter Mode)




Conducted Emission Test (PoE Mode)




Radiated Emission Test (Above 1GHz) (X plane)





Radiated Emission Test (Above 1GHz) (Y plane)




Radiated Emission Test (Above 1GHz) (Z plane)





Radiated Emission Test (Below 1GHz)
(Adapter Mode: X-plane)





Radiated Emission Test (Below 1GHz)
(Adapter Mode: Y-plane)





Radiated Emission Test (Below 1GHz)
(Adapter Mode: Z-plane)



Radiated Emission Test (Below 1GHz)
(PoE Mode: X-plane)



Radiated Emission Test (Below 1GHz)
(PoE Mode: Y-plane)



Radiated Emission Test (Below 1GHz)
(PoE Mode: Z-plane)

