Mode	11	
	Harmonic	
	2400-2483.5_Bluetooth-LE_GSFK _CH19_2440MHz	
ANT	1	
Pol.	Horizontal	Vertical
Peak Avg	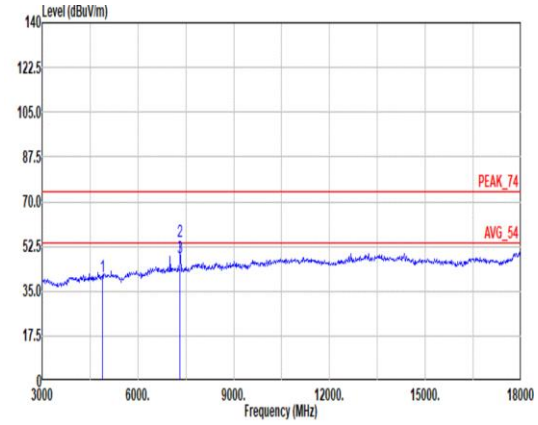 Site : 03CH11-HY Condition: PEAK_74 3m 9120D_01620_230817 HORIZONTAL Freq Level Limit Line Margin Read Level Ant Factor Cable Loss Preamp Factor Aux Factor APos TPos Remark MHz dBuV/m dBuV/m dB dBuV dB/m dB dB dB cm deg 1 4880.00 40.52 74.00 -33.48 54.26 32.70 11.46 58.58 0.68 -- -- Peak 2 7320.00 54.43 74.00 -19.57 61.40 36.82 14.58 58.99 0.62 101 110 Peak 3 7320.00 47.98 54.00 -6.02 54.95 36.82 14.58 58.99 0.62 101 110 Average	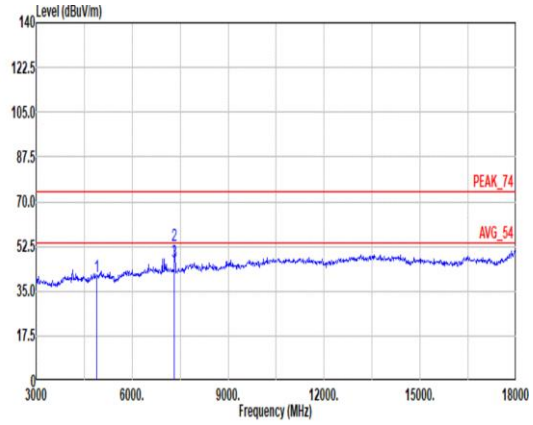 Site : 03CH11-HY Condition: PEAK_74 3m 9120D_01620_230817 VERTICAL Freq Level Limit Line Margin Read Level Ant Factor Cable Loss Preamp Factor Aux Factor APos TPos Remark MHz dBuV/m dBuV/m dB dBuV dB/m dB dB dB cm deg 1 4880.00 40.62 74.00 -33.38 54.36 32.70 11.46 58.58 0.68 -- -- Peak 2 7320.00 53.07 74.00 -20.93 60.04 36.82 14.58 58.99 0.62 268 177 Peak 3 7320.00 46.68 54.00 -7.32 53.65 36.82 14.58 58.99 0.62 268 177 Average

Mode	11	
	Harmonic	
	2400-2483.5_Bluetooth-LE_GSFK _CH19_2440MHz	
ANT	1	
Pol.	Horizontal	Vertical
14.47G ~14.5G Avg	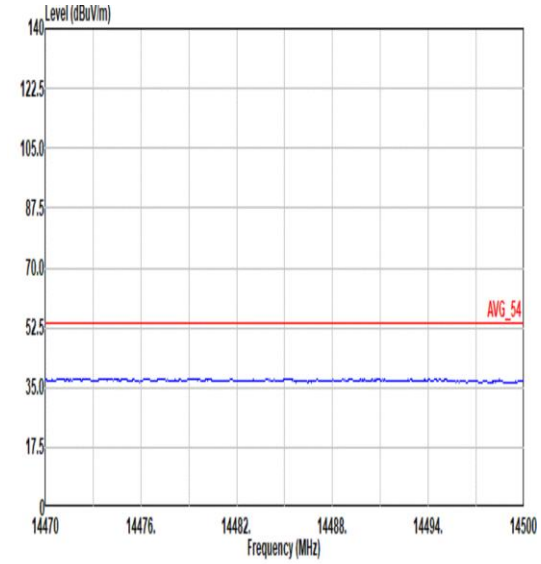 Site : 03CH11-HY Condition: AVG_54 3m 9120D_01620_230817 HORIZONTAL	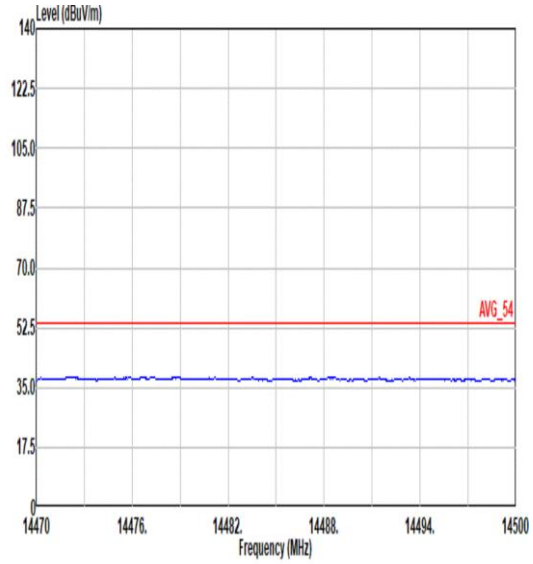 Site : 03CH11-HY Condition: AVG_54 3m 9120D_01620_230817 VERTICAL
17.7G ~18G Avg	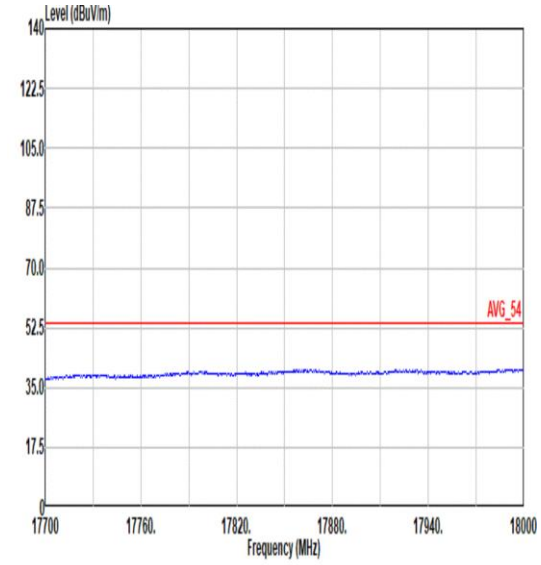 Site : 03CH11-HY Condition: AVG_54 3m 9120D_01620_230817 HORIZONTAL	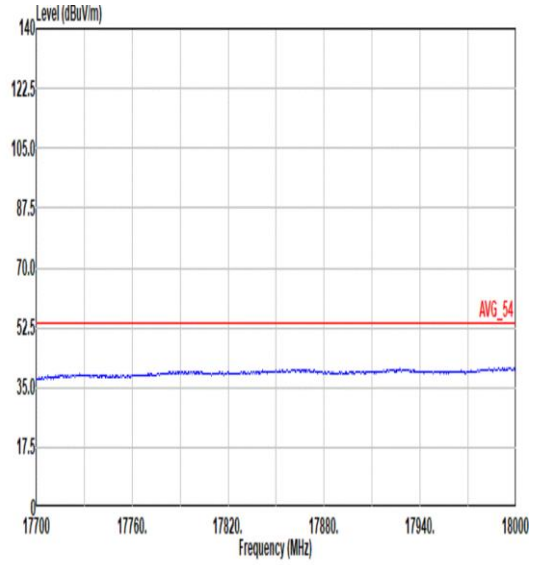 Site : 03CH11-HY Condition: AVG_54 3m 9120D_01620_230817 VERTICAL

Mode	12	
	Band Edge	
	2400-2483.5_Bluetooth-LE_GSFK _CH39_2480MHz	
ANT	1	
Pol.	Horizontal	Fundamental
Peak	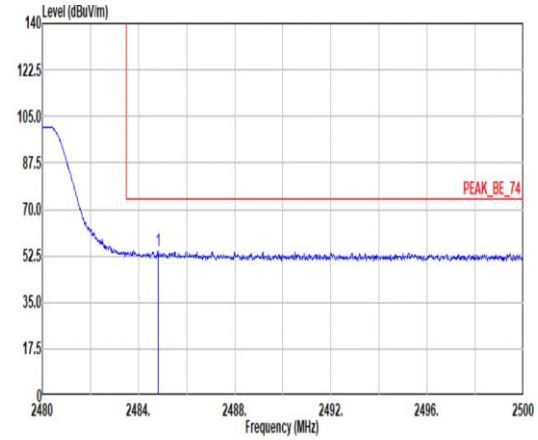 Site : 03CH11-HY Condition: PEAK_BE_74 3m 9120D_01620_230817 HORIZONTAL : RBW:1000.000kHz VBW:3000.000kHz SWT:Auto Freq Level Limit Line Margin Read Level Ant Factor Cable Loss Preamp Factor Aux Factor APos TPos Remark MHz dBuV/m dBuV/m dB dBuV dB/m dB dB dB cm deg 1 2484.82 54.42 74.00 -19.58 43.16 27.70 6.91 33.28 9.93 136 314 PEAK	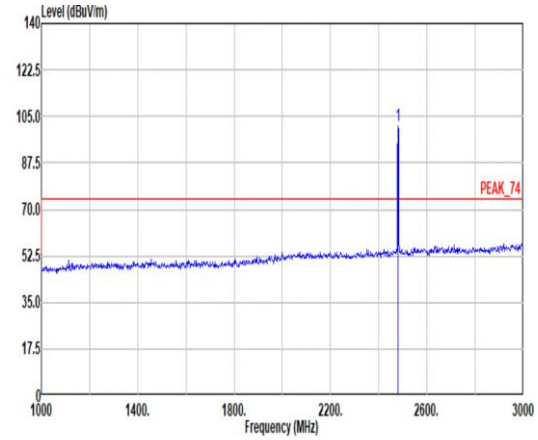 Site : 03CH11-HY Condition: PEAK_74 3m 9120D_01620_230817 HORIZONTAL : RBW:1000.000kHz VBW:3000.000kHz SWT:Auto Freq Level Limit Line Margin Read Level Ant Factor Cable Loss Preamp Factor Aux Factor APos TPos Remark MHz dBuV/m dBuV/m dB dBuV dB/m dB dB dB cm deg 1 2480.00 101.40 ------ ------ 90.14 27.70 6.91 33.28 9.93 136 314 PEAK
Avg	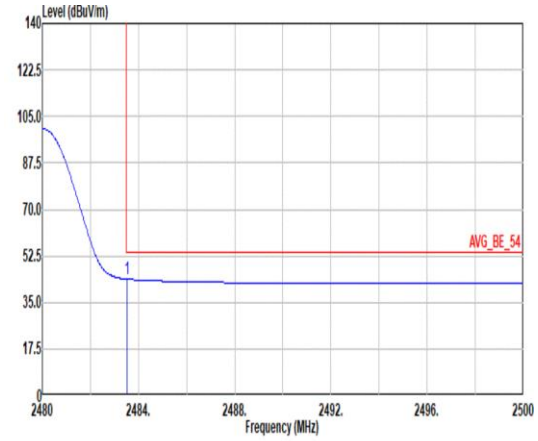 Site : 03CH11-HY Condition: AVG_BE_54 3m 9120D_01620_230817 HORIZONTAL : RBW:1000.000kHz VBW:0.010kHz SWT:Auto Freq Level Limit Line Margin Read Level Ant Factor Cable Loss Preamp Factor Aux Factor APos TPos Remark MHz dBuV/m dBuV/m dB dBuV dB/m dB dB dB cm deg 1 2483.52 43.72 54.00 -10.28 32.46 27.70 6.91 33.28 9.93 136 314 AVERAGE	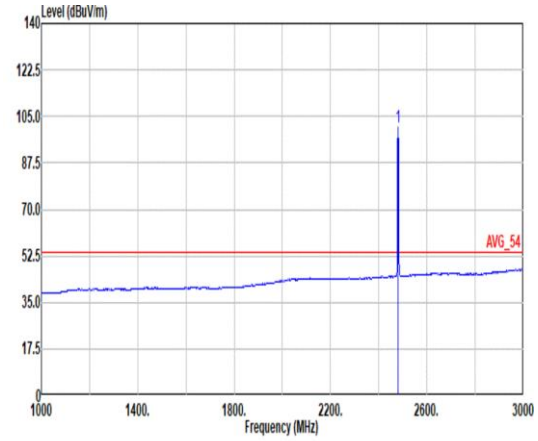 Site : 03CH11-HY Condition: AVG_54 3m 9120D_01620_230817 HORIZONTAL : RBW:1000.000kHz VBW:0.010kHz SWT:Auto Freq Level Limit Line Margin Read Level Ant Factor Cable Loss Preamp Factor Aux Factor APos TPos Remark MHz dBuV/m dBuV/m dB dBuV dB/m dB dB dB cm deg 1 2480.00 100.83 ------ ------ 89.57 27.70 6.91 33.28 9.93 136 314 AVERAGE

Mode	12	
	Band Edge	
	2400-2483.5_Bluetooth-LE_GSFK _CH39_2480MHz	
ANT	1	
Pol.	Vertical	Fundamental
Peak	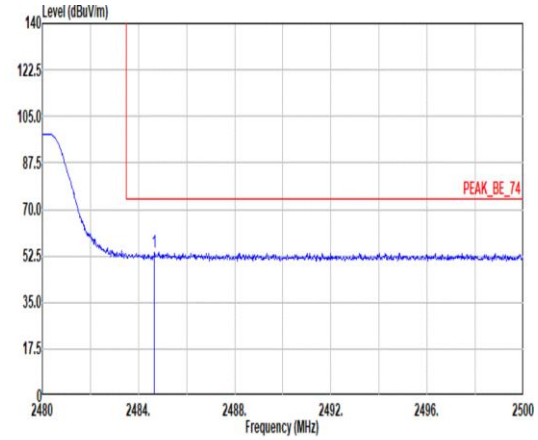 Site : 03CH11-HY Condition: PEAK_BE_74 3m 9120D_01620_230817 VERTICAL : RBW:1000.000kHz VBW:3000.000kHz SWT:Auto Freq Level Limit Line Margin Read Level Ant Factor Cable Loss Preamp Factor Aux Factor APos TPos Remark MHz dBuV/m dBuV/m dB dBuV dB/m dB dB dB cm deg 1 2484.66 53.77 74.00 -20.23 42.51 27.70 6.91 33.28 9.93 371 0 PEAK	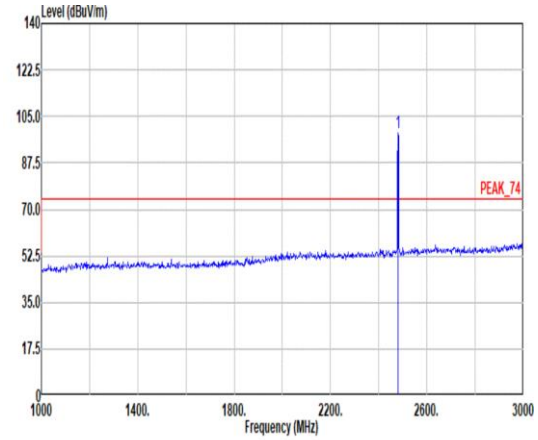 Site : 03CH11-HY Condition: PEAK_74 3m 9120D_01620_230817 VERTICAL : RBW:1000.000kHz VBW:3000.000kHz SWT:Auto Freq Level Limit Line Margin Read Level Ant Factor Cable Loss Preamp Factor Aux Factor APos TPos Remark MHz dBuV/m dBuV/m dB dBuV dB/m dB dB dB cm deg 1 2480.00 98.63 ------ ------ 87.37 27.70 6.91 33.28 9.93 371 0 PEAK
Avg	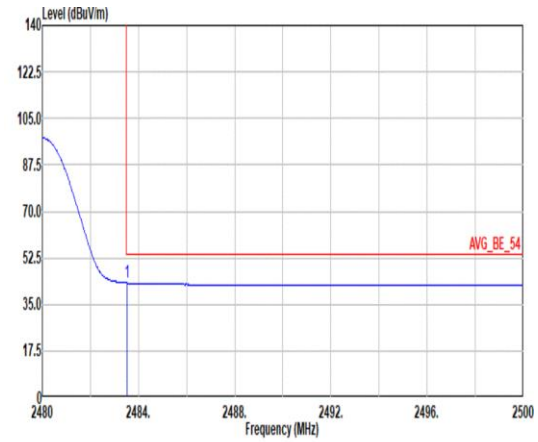 Site : 03CH11-HY Condition: AVG_BE_54 3m 9120D_01620_230817 VERTICAL : RBW:1000.000kHz VBW:0.010kHz SWT:Auto Freq Level Limit Line Margin Read Level Ant Factor Cable Loss Preamp Factor Aux Factor APos TPos Remark MHz dBuV/m dBuV/m dB dBuV dB/m dB dB dB cm deg 1 2483.52 43.07 54.00 -10.93 31.81 27.70 6.91 33.28 9.93 371 0 AVERAGE	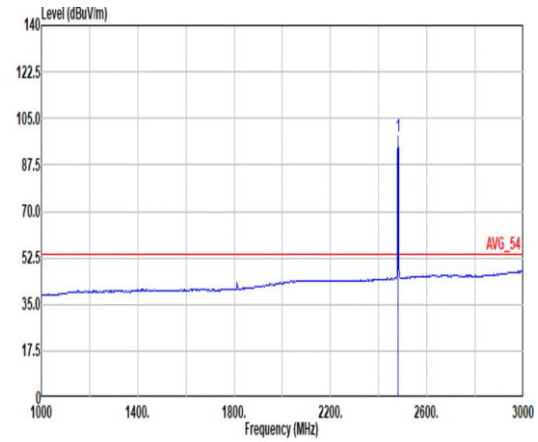 Site : 03CH11-HY Condition: AVG_54 3m 9120D_01620_230817 VERTICAL : RBW:1000.000kHz VBW:0.010kHz SWT:Auto Freq Level Limit Line Margin Read Level Ant Factor Cable Loss Preamp Factor Aux Factor APos TPos Remark MHz dBuV/m dBuV/m dB dBuV dB/m dB dB dB cm deg 1 2480.00 98.07 ------ ------ 86.81 27.70 6.91 33.28 9.93 371 0 AVERAGE

Mode	12	
	Harmonic	
	2400-2483.5_Bluetooth-LE_GSFK _CH39_2480MHz	
ANT	1	
Pol.	Horizontal	Vertical
Peak Avg	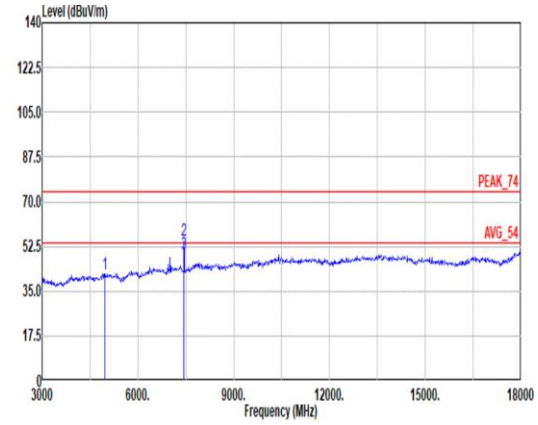 Site : 03CH11-HY Condition: PEAK_74 3m 9120D_01620_230817 HORIZONTAL Freq Level Limit Line Margin Read Level Ant Factor Cable Loss Preamp Factor Aux Factor APos TPos Remark MHz dBuV/m dBuV/m dB dBuV dB/m dB dB dB cm deg 1 4960.00 41.64 74.00 -32.36 55.09 33.04 11.59 58.64 0.56 -- -- Peak 2 7440.00 54.84 74.00 -19.16 62.07 36.32 14.72 58.90 0.63 101 110 Peak 3 7440.00 49.44 54.00 -4.56 56.67 36.32 14.72 58.90 0.63 101 110 Average	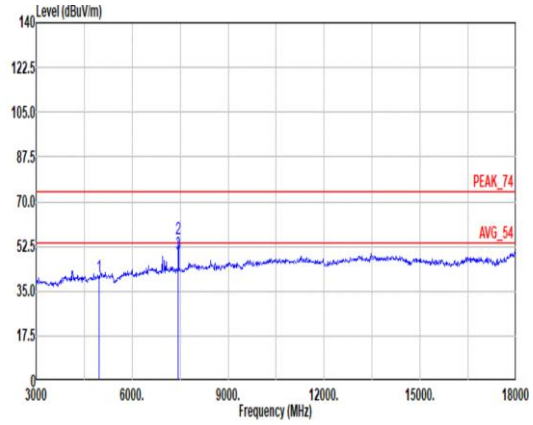 Site : 03CH11-HY Condition: PEAK_74 3m 9120D_01620_230817 VERTICAL Freq Level Limit Line Margin Read Level Ant Factor Cable Loss Preamp Factor Aux Factor APos TPos Remark MHz dBuV/m dBuV/m dB dBuV dB/m dB dB dB cm deg 1 4960.00 40.59 74.00 -33.41 54.04 33.04 11.59 58.64 0.56 -- -- Peak 2 7440.00 55.33 74.00 -18.67 62.56 36.32 14.72 58.90 0.63 297 175 Peak 3 7440.00 49.81 54.00 -4.19 57.04 36.32 14.72 58.90 0.63 297 175 Average

Mode	12	
	Harmonic	
	2400-2483.5_Bluetooth-LE_GSFK _CH39_2480MHz	
ANT	1	
Pol.	Horizontal	Vertical
14.47G ~14.5G Avg	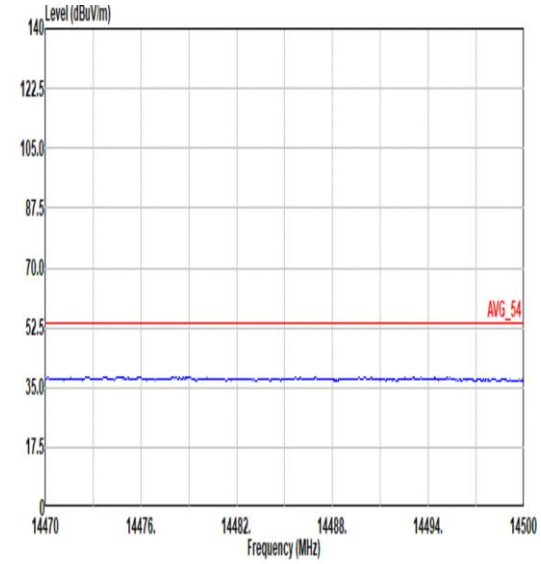 Site : 03CH11-HY Condition: AVG_54 3m 9120D_01620_230817 HORIZONTAL	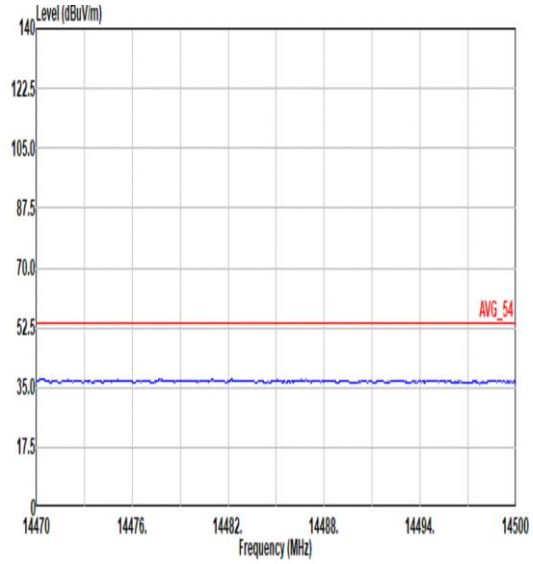 Site : 03CH11-HY Condition: AVG_54 3m 9120D_01620_230817 VERTICAL
17.7G ~18G Avg	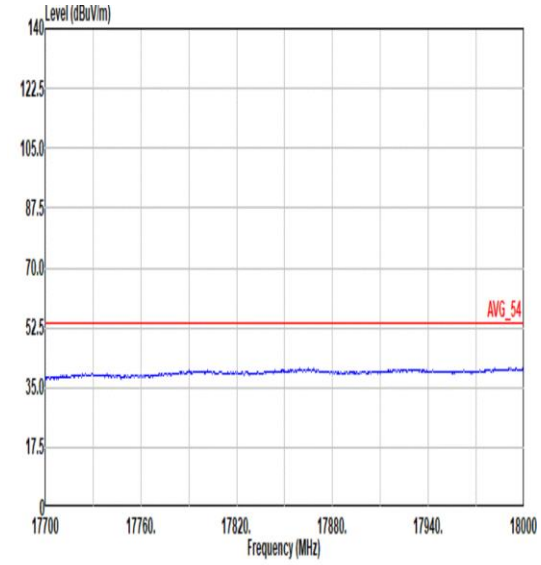 Site : 03CH11-HY Condition: AVG_54 3m 9120D_01620_230817 HORIZONTAL	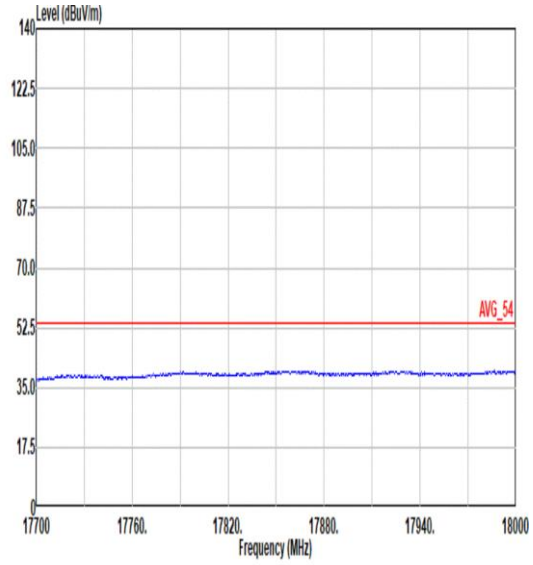 Site : 03CH11-HY Condition: AVG_54 3m 9120D_01620_230817 VERTICAL

Mode	13	
	SHF	
	2400-2483.5_Bluetooth-LE_GSFK _CH39_2480MHz	
ANT	1	
Pol.	Horizontal	Vertical
Peak	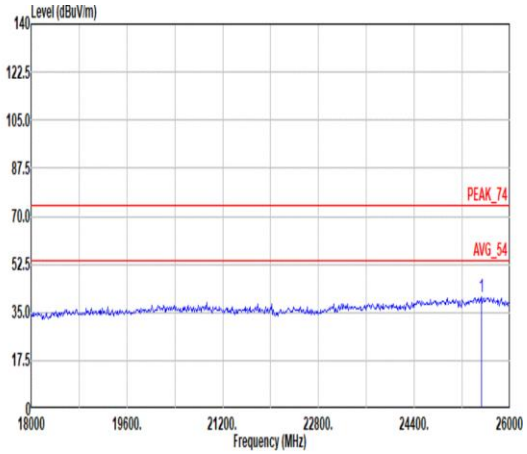 Site : 03CH11-HY Condition: PEAK_74 1m SHF_00993_231124 HORIZONTAL Freq Level Limit Line Margin Read Level Ant Factor Cable Loss Preamp Factor Aux Factor APos TPos Remark MHz dBuV/m dBuV/m dB dBuV dB/m dB dB dB cm deg 1 25524.00 40.46 74.00 -33.54 35.90 39.00 28.40 53.30 -9.54 -- -- Peak	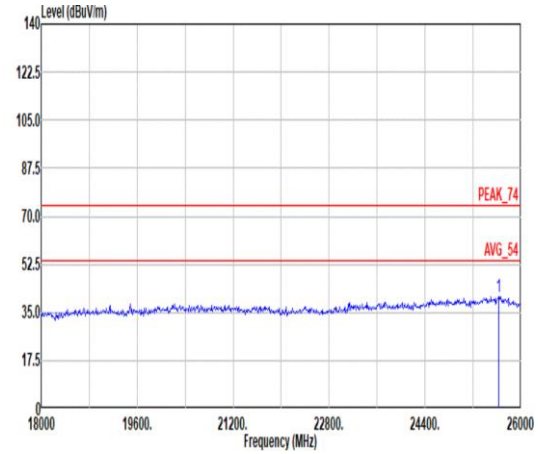 Site : 03CH11-HY Condition: PEAK_74 1m SHF_00993_231124 VERTICAL Freq Level Limit Line Margin Read Level Ant Factor Cable Loss Preamp Factor Aux Factor APos TPos Remark MHz dBuV/m dBuV/m dB dBuV dB/m dB dB dB cm deg 1 25623.00 40.83 74.00 -33.17 36.27 39.00 28.40 53.30 -9.54 -- -- Peak

Mode	14	
	LF	
	2400-2483.5_Bluetooth-LE_GSFK _CH39_2480MHz	
ANT	1	
Pol.	Horizontal	Vertical
QP/ Peak	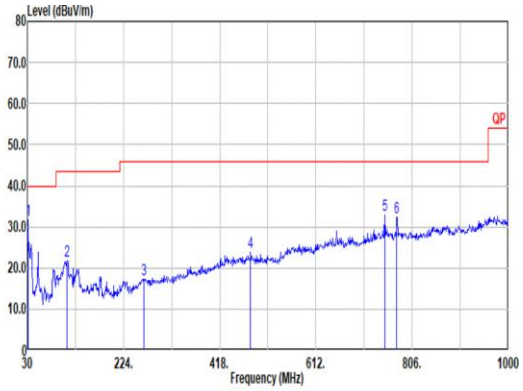 Site : 03CH11-HY Condition: QP 3m Bilog_35414_231007 HORIZONTAL Freq Level Limit Line Margin Read Level Ant Factor Cable Loss Preamp Factor Aux Factor APos TPos Remark 1 30.97 31.84 40.00 -8.16 39.96 23.69 0.48 32.45 0.16 200 149 2 110.51 21.87 43.50 -21.63 35.93 16.81 1.14 32.19 0.18 -- -- Peak 3 265.71 17.33 46.00 -28.67 27.66 19.50 1.99 32.05 0.23 -- -- Peak 4 480.08 23.76 46.00 -22.24 29.48 23.48 2.80 32.23 0.23 -- -- Peak 5 750.71 33.02 46.00 -12.98 32.66 27.99 3.57 31.53 0.33 -- -- Peak 6 774.96 32.29 46.00 -13.71 31.72 28.09 3.64 31.53 0.37 -- -- Peak	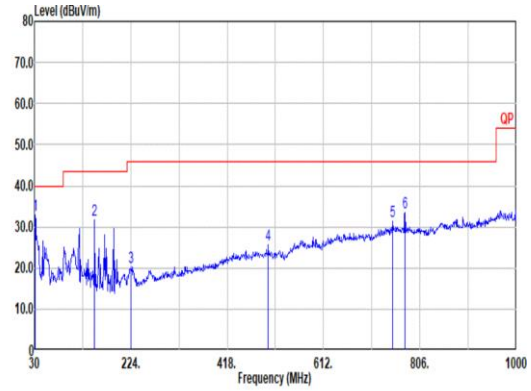 Site : 03CH11-HY Condition: QP 3m Bilog_35414_231007 VERTICAL Freq Level Limit Line Margin Read Level Ant Factor Cable Loss Preamp Factor Aux Factor APos TPos Remark 1 30.97 32.92 40.00 -7.08 41.04 23.69 0.48 32.45 0.16 100 188 2 151.25 31.63 43.50 -11.87 45.50 16.74 1.39 32.25 0.25 -- -- Peak 3 224.97 20.30 46.00 -25.70 35.07 15.48 1.80 32.26 0.21 -- -- Peak 4 500.45 25.70 46.00 -20.30 31.37 23.72 2.86 32.48 0.23 -- -- Peak 5 750.71 31.28 46.00 -14.72 30.92 27.99 3.57 31.53 0.33 -- -- Peak 6 775.93 33.49 46.00 -12.51 32.91 28.08 3.64 31.52 0.38 -- -- Peak

Appendix D. Duty Cycle Plots

Band	Duty Cycle(%)	T(us)	1/T(kHz)	VBW Setting
Bluetooth - LE for 1Mbps	100.00	-	-	10Hz
Bluetooth - LE for 2Mbps	100.00	-	-	10Hz
Bluetooth - LE for 125Kbps	100.00	-	-	10Hz
Bluetooth - LE for 500Kbps	100.00	-	-	10Hz

Bluetooth - LE for 1Mbps

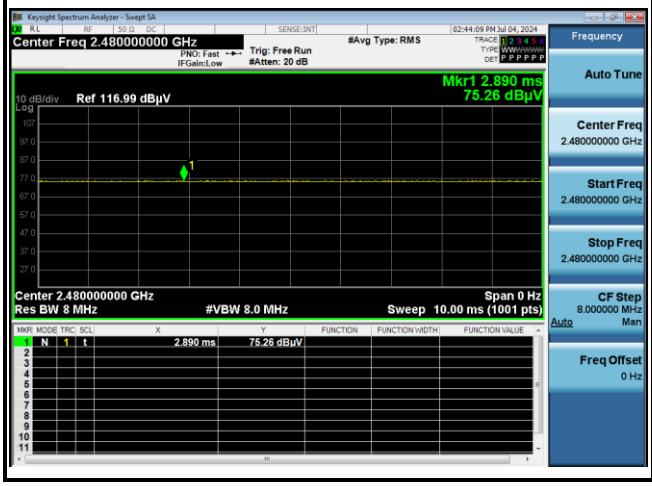

Bluetooth - LE for 2Mbps

Bluetooth - LE for 125Kbps

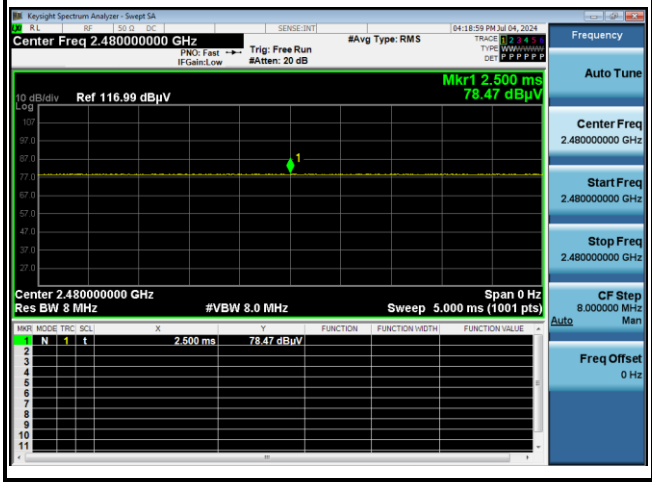
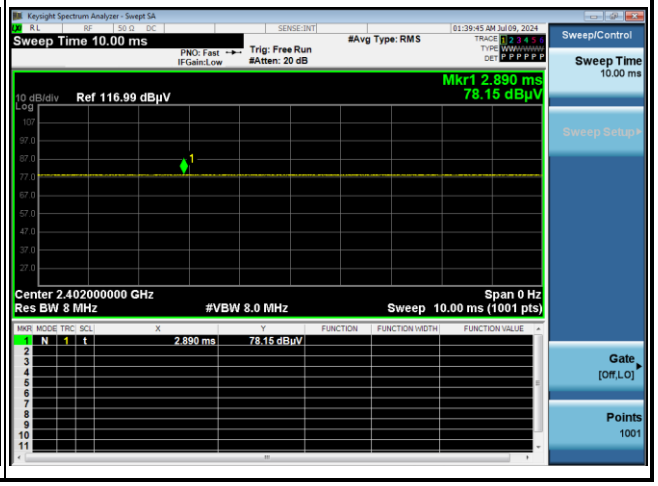
Bluetooth - LE for 500Kbps