


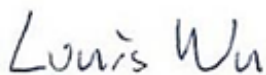


FCC RADIO TEST REPORT

FCC ID : TVE-21001T57
Equipment : Network Security Gateway
Brand Name : FORTINET 
Model Name : FortiGateRugged 70G-5Gxxxxxxxxxx,
FORTIGATERUGGED-70G-5Gxxxxxxxxxx,
FGR-70G-5Gxxxxxxxxxx
(where "x" can be used as "A-Z", or "0-9", or "-", or
blank for software changes or marketing
purposes only)
Applicant : Fortinet, Inc.
909 Kifer Rd, Sunnyvale, CA 94086, United States
Manufacturer : Fortinet, Inc.
909 Kifer Rd, Sunnyvale, CA 94086, United States
Standard : FCC Part 15 Subpart C §15.247

The product was received on Jun. 05, 2025 and testing was performed from Jun. 10, 2025 to Jun. 18, 2025. We, Sporton International Inc. Wensan Laboratory, would like to declare that the tested sample has been evaluated in accordance with the test procedures and has been in compliance with the applicable technical standards.

The test results in this variant report apply exclusively to the tested model / sample. Without written approval from Sporton International Inc. Wensan Laboratory, the test report shall not be reproduced except in full.



Approved by: Louis Wu

Sporton International Inc. Wensan Laboratory

No.58, Aly. 75, Ln. 564, Wenhua 3rd, Rd., Guishan Dist., Taoyuan City 333010, Taiwan (R.O.C.)



Table of Contents

History of this test report.....	3
Summary of Test Result.....	4
1 General Description.....	5
1.1 Product Feature of Equipment Under Test.....	5
1.2 Modification of EUT	5
1.3 Testing Location	5
1.4 Applicable Standards.....	6
2 Test Configuration of Equipment Under Test	7
2.1 Carrier Frequency Channel	7
2.2 Test Mode.....	8
2.3 Connection Diagram of Test System.....	8
2.4 Support Unit used in test configuration and system	9
2.5 EUT Operation Test Setup	9
3 Test Result.....	10
3.1 Output Power Measurement.....	10
3.2 Radiated Band Edges and Spurious Emission Measurement	11
3.3 Antenna Requirements	15
4 List of Measuring Equipment	16
5 Measurement Uncertainty	17
Appendix A. Conducted Test Results	
Appendix B. Radiated Spurious Emission Test Result	
Appendix C. Duty Cycle Plots	
Appendix D. Setup Photographs	



History of this test report

Report No.	Version	Description	Issue Date
FR410407-05	01	Initial issue of report	Jul. 16, 2025

Summary of Test Result

Report Clause	Ref Std. Clause	Test Items	Result (PASS/FAIL)	Remark
-	15.247(a)(2)	6dB Bandwidth	Not Required	See Note
-	2.1049	99% Occupied Bandwidth	Not Required	See Note
3.1	15.247(b)(3) 15.247(b)(4)	Output Power	Pass	-
-	15.247(e)	Power Spectral Density	Not Required	See Note
-	15.247(d)	Conducted Band Edges and Spurious Emission	Not Required	See Note
3.2	15.247(d)	Radiated Band Edges and Spurious Emission	Pass	-
-	15.207	AC Conducted Emission	Not Required	See Note
3.3	15.203	Antenna Requirement	Pass	-

Note:

1. Not required means after assessing, test items are not necessary to carry out.
2. This is a variant report which can be referred Product Equality Declaration. All the test cases were performed on original report which can be referred to Sporton Report Number FR410407-02A. Based on the original report, the test cases were verified.

Conformity Assessment Condition:

1. The test results (PASS/FAIL) with all measurement uncertainty excluded are presented against the regulation limits or in accordance with the requirements stipulated by the applicant/manufacturer who shall bear all the risks of non-compliance that may potentially occur if measurement uncertainty is taken into account.
2. The measurement uncertainty please refer to each test result in the section "Measurement Uncertainty".

Disclaimer:

The product specifications of the EUT presented in the test report that may affect the test assessments are declared by the manufacturer who shall take full responsibility for the authenticity.

Reviewed by: Yun Huang

Report Producer: Hannah Yang

1 General Description

1.1 Product Feature of Equipment Under Test

Product Feature		
General Specs WCDMA/LTE/5G NR, Bluetooth - LE, and GNSS.		
Antenna Type Bluetooth - LE: Monopole Antenna		
Antenna information		
2400 MHz ~ 2483.5 MHz	Peak Gain (dBi)	1.53

Remark: The EUT's information above is declared by manufacturer. Please refer to Disclaimer in report summary.

1.2 Modification of EUT

No modifications made to the EUT during the testing.

1.3 Testing Location

Test Site	Sporton International Inc. Wensan Laboratory
Test Site Location	No.58, Aly. 75, Ln. 564, Wenhua 3rd, Rd., Guishan Dist., Taoyuan City 333010, Taiwan (R.O.C.) TEL: +886-3-327-0868 FAX: +886-3-327-0855
Test Site No.	Sporton Site No.
	TH05-HY, 03CH23-HY

Note: The test site complies with ANSI C63.4 2014 requirement.

FCC designation No.: TW3786



1.4 Applicable Standards

According to the specifications declared by the manufacturer, the EUT must comply with the requirements of the following standards:

- ♦ FCC Part 15 Subpart C §15.247
- ♦ FCC KDB Publication No. 558074 D01 15.247 Meas Guidance v05r02
- ♦ FCC KDB 414788 D01 Radiated Test Site v01r01
- ♦ ANSI C63.10-2013

Remark:

1. All the test items were validated and recorded in accordance with the standards without any modification during the testing.
2. The TAF code is not including all the FCC KDB listed without accreditation.
3. This EUT has also been tested and complied with the requirements of FCC Part 15, Subpart B, recorded in a separate test report.



2 Test Configuration of Equipment Under Test

2.1 Carrier Frequency Channel

Frequency Band	Channel	Freq. (MHz)	Channel	Freq. (MHz)
2400-2483.5 MHz	0	2402	21	2444
	1	2404	22	2446
	2	2406	23	2448
	3	2408	24	2450
	4	2410	25	2452
	5	2412	26	2454
	6	2414	27	2456
	7	2416	28	2458
	8	2418	29	2460
	9	2420	30	2462
	10	2422	31	2464
	11	2424	32	2466
	12	2426	33	2468
	13	2428	34	2470
	14	2430	35	2472
	15	2432	36	2474
	16	2434	37	2476
	17	2436	38	2478
	18	2438	39	2480
	19	2440	-	-
	20	2442	-	-

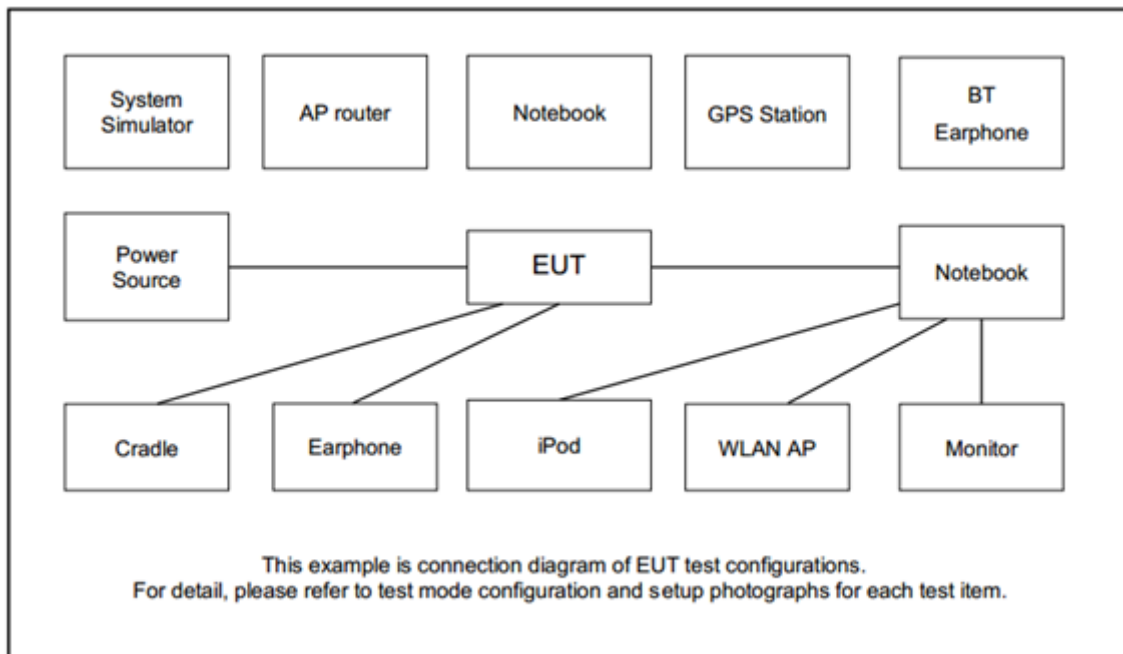
2.2 Test Mode

The EUT has been associated with peripherals and configuration operated in a manner tended to maximize its emission characteristics in a typical application. Frequency range investigated: radiation emission (9 kHz to the 10th harmonic of the highest fundamental frequency or to 40 GHz, whichever is lower).

The following summary table is showing all test modes to demonstrate in compliance with the standard.

Summary table of Test Cases	
Test Item	Data Rate / Modulation
Conducted Test Cases	Bluetooth – LE / GFSK
	Mode 1: Bluetooth Tx CH00_2402 MHz_2Mbps
	Mode 2: Bluetooth Tx CH19_2440 MHz_2Mbps
	Mode 3: Bluetooth Tx CH39_2480 MHz_2Mbps
Remark: <ol style="list-style-type: none"> For radiation spurious emission, the modulation and the data rate picked for testing are determined by the Max. RF conducted power. The detailed Radiated test modes are shown in Appendix B. 	

2.3 Connection Diagram of Test System





2.4 Support Unit used in test configuration and system

Item	Equipment	Brand Name	Model Name	FCC ID	Data Cable	Power Cord
1.	Notebook	Lenovo	ideaPad Gaming	PD9AX201NG	N/A	AC I/P: Unshielded, 1.2 m DC O/P: Shielded, 1.8 m

2.5 EUT Operation Test Setup

The RF test items, utility "Tera Term Version4.95" was installed in Notebook which was programmed in order to make the EUT get into the engineering modes to provide channel selection, power level, data rate and the application type and for continuous transmitting signals.

3 Test Result

3.1 Output Power Measurement

3.1.1 Limit of Output Power

For systems using digital modulation in the 2400-2483.5 MHz, the limit for output power is 30 dBm. If transmitting antenna of directional gain greater than 6 dBi is used, the peak output power from the intentional radiator shall be reduced below the above stated value by the amount in dB that the directional gain of the antenna exceeds 6 dBi. In case of point-to-point operation, the limit has to be reduced by 1 dB for every 3 dB that the directional gain of the antenna exceeds 6 dBi.

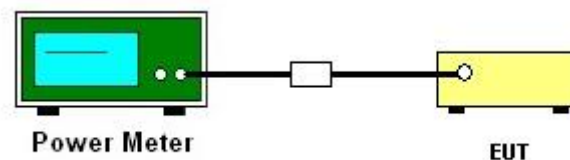
3.1.2 Measuring Instruments

Please refer to the measuring equipment list in this test report.

3.1.3 Test Procedures

1. For Average Power, the testing follows ANSI C63.10 Section 11.9.2.3.2 Method AVGPM-G
2. The RF output of EUT is connected to the power meter by RF cable and attenuator.
3. The path loss is compensated to the results for each measurement.
4. Set the maximum power setting and enable the EUT to transmit continuously.
5. Measure the conducted output power and record the results in the test report.

3.1.4 Test Setup



3.1.5 Test Result of Average Output Power

Please refer to Appendix A.

3.2 Radiated Band Edges and Spurious Emission Measurement

3.2.1 Limit of Radiated Band Edges and Spurious Emission

In any 100 kHz bandwidth outside the intentional radiator frequency band, all harmonics/spurious must be at least 20 dB below the highest emission level within the authorized band. If the transmitter complies with the conducted power limits based on the use of RMS averaging over a time interval, the attenuation required shall be 30 dB instead of 20 dB. In addition, radiated emissions which fall in the restricted bands must also comply with the limits as below.

Frequency (MHz)	Field Strength (microvolts/meter)	Measurement Distance (meters)
0.009 – 0.490	2400/F(kHz)	300
0.490 – 1.705	24000/F(kHz)	30
1.705 – 30.0	30	30
30 – 88	100	3
88 – 216	150	3
216 - 960	200	3
Above 960	500	3

3.2.2 Measuring Instruments

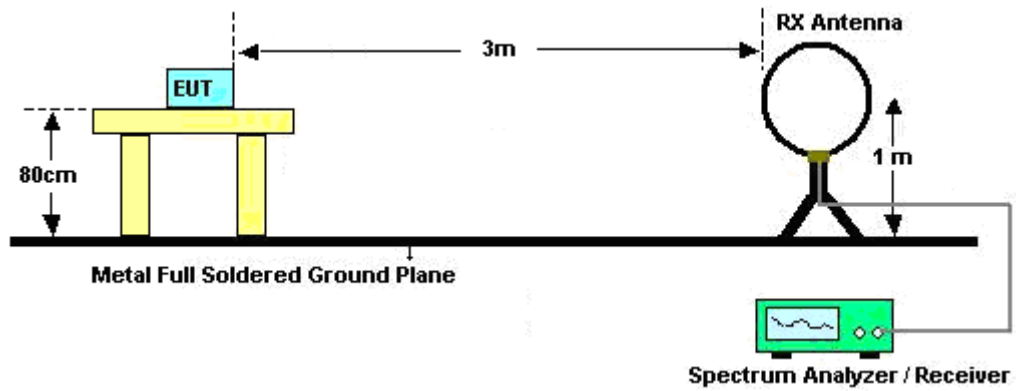
Please refer to the measuring equipment list in this test report.

3.2.3 Test Procedures

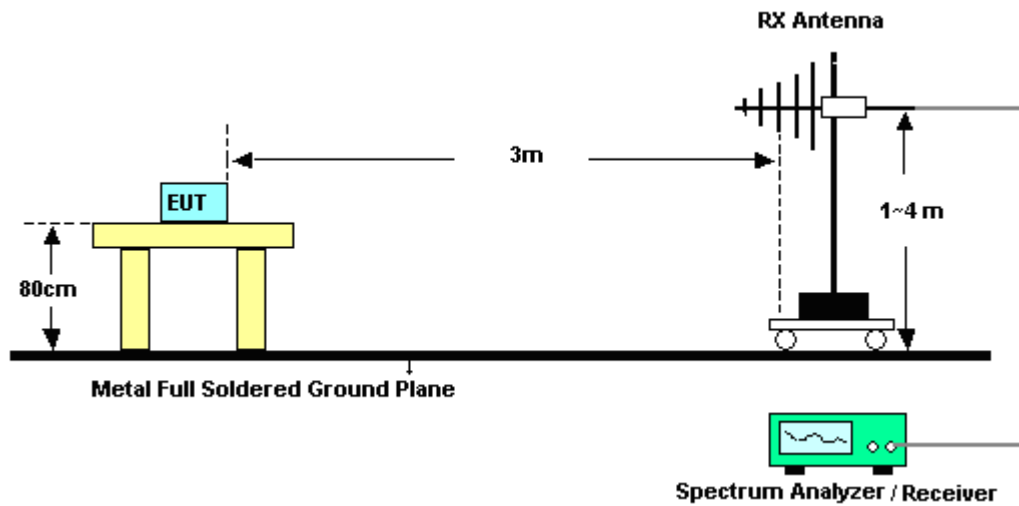
1. The testing follows the ANSI C63.10 Section 11.12.1 Radiated emission measurements.
2. The EUT is arranged to its worst case and then tune the antenna tower (from 1 m to 4 m) and turntable (from 0 degree to 360 degrees) to find the maximum reading. A pre-amp and a high pass filter are used for the test in order to get better signal level.
3. The EUT is placed on a turntable with 0.8 meter for frequency below 1 GHz and 1.5 meter for frequency above 1 GHz respectively above ground.
4. The EUT is set 3 meters away from the receiving antenna, which is mounted on the top of a variable height antenna tower.
5. Corrected Reading: Antenna Factor + Cable Loss + Read Level - Preamp Factor = Level
6. Radiated testing below 1 GHz is performed by adjusting the antenna tower from 1 m to 4 m and by rotating the turn table from 0 degree to 360 degrees to find the peak maximum hold reading. When there is no suspected emission found and the emission level is with at least 6 dB margin against QP limit line, the position is marked as “-”.
7. Radiated testing above 1 GHz is performed by adjusting the antenna tower from 1 m to 4 m and by rotating the turn table from 0 degree to 360 degrees to find the peak maximum hold reading for scanning all frequencies. When there is no suspected emission found and the harmonic emission level is with at least 6 dB margin against average limit line, the position is marked as “-”.
8. Use the following spectrum analyzer settings:
 - (1) Span shall wide enough to fully capture the emission being measured;
 - (2) Set RBW = 100 kHz for $f < 1$ GHz; VBW \geq RBW; Sweep = auto; Detector function = peak; Trace = max hold;
 - (3) Set RBW = 1 MHz, VBW = 3 MHz for $f \geq 1$ GHz for peak measurement.For average measurement:
 - VBW = 10 Hz, when duty cycle is no less than 98 percent.
 - VBW $\geq 1/T$, when duty cycle is less than 98 percent where T is the minimum transmission duration over which the transmitter is on and is transmitting at its maximum power control level for the tested mode of operation.

3.2.4 Test Setup

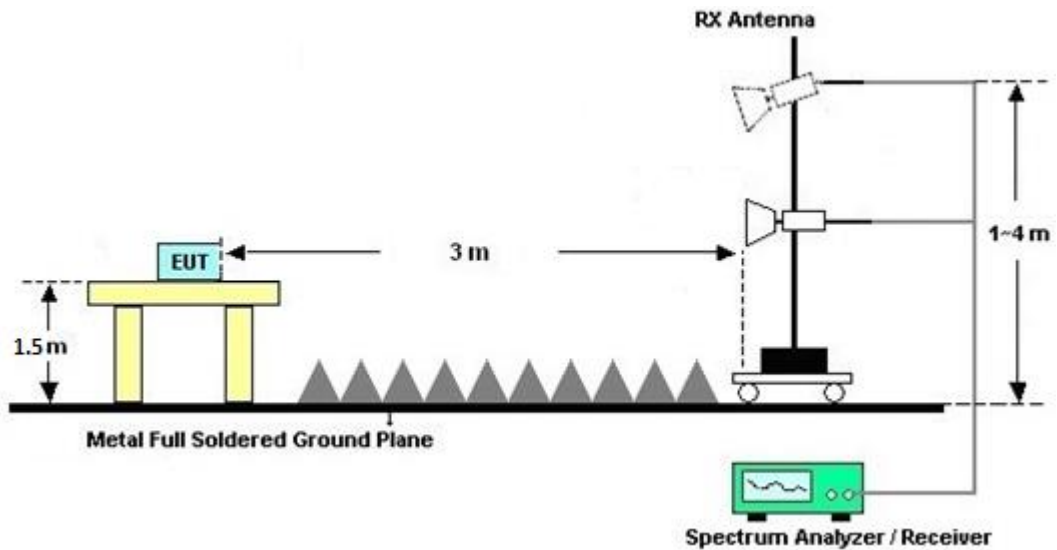
For radiated test below 30MHz



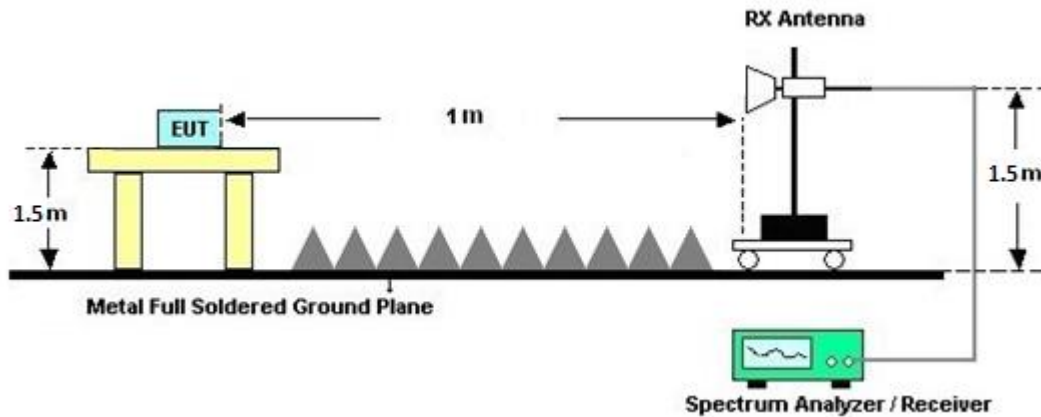
For radiated test from 30MHz to 1GHz



For radiated test from 1GHz to 18GHz



For radiated test above 18GHz



3.2.5 Test Results of Radiated Spurious Emissions (9 kHz ~ 30 MHz)

The low frequency, which starts from 9 kHz to 30 MHz, is pre-scanned and the result which is 20 dB lower than the limit line is not reported.

There is adequate comparison measurement of both open-field test site and alternative test site - semi-Anechoic chamber according to 414788 D01 Radiated Test Site v01r01, and the result comes out very similar.

3.2.6 Test Result of Radiated Spurious at Band Edges

Please refer to Appendix B.

3.2.7 Duty Cycle

Please refer to Appendix C.

3.2.8 Test Result of Radiated Spurious Emission (30 MHz ~ 10th Harmonic)

Please refer to Appendix B.



3.3 Antenna Requirements

3.3.1 Standard Applicable

An intentional radiator shall be designed to ensure that no antenna other than that furnished by the responsible party shall be used with the device. The use of a permanently attached antenna or of an antenna that uses a unique coupling to the intentional radiator shall be considered sufficient to comply with the provisions of this section. The manufacturer may design the unit so that a broken antenna can be replaced by the user, but the use of a standard antenna jack or electrical connector is prohibited. This requirement does not apply to carrier current devices or to devices operated under the provisions of § 15.211, 15.213, 15.217, 15.219, 15.221, or § 15.236. Further, this requirement does not apply to intentional radiators that must be professionally installed, such as perimeter protection systems and some field disturbance sensors, or to other intentional radiators which, in accordance with § 15.31(d), must be measured at the installation site. However, the installer shall be responsible for ensuring that the proper antenna is employed so that the limits in this part are not exceeded.

3.3.2 Antenna Anti-Replacement Construction

Professional installation.



4 List of Measuring Equipment

Instrument	Brand Name	Model No.	Serial No.	Characteristics	Calibration Date	Test Date	Due Date	Remark
Loop Antenna	Rohde & Schwarz	HFH2-Z2	100488	9 kHz~30 MHz	Aug 29, 2024	Jun. 12, 2025~ Jun. 18, 2025	Aug 28, 2025	Radiation (03CH23-HY)
Bilog Antenna	TESEQ & WOKEN	CBL 6111D & 00802N1D-06	62028 & 003	30MHz~1GHz	Nov. 27, 2024	Jun. 12, 2025~ Jun. 18, 2025	Nov. 26, 2025	Radiation (03CH23-HY)
Amplifier	SONOMA	310N	421582	9kHz~1GHz	Jul. 14, 2024	Jun. 12, 2025~ Jun. 18, 2025	Jul. 13, 2025	Radiation (03CH23-HY)
Amplifier	EMEC	EM01G18GA	060878	N/A	Sep. 27, 2024	Jun. 12, 2025~ Jun. 18, 2025	Sep. 26, 2025	Radiation (03CH23-HY)
Double Ridged Guide Horn Antenna	RFSPIN	DRH18-E	KV2D06A18E S	1GHz~18GHz	Oct. 25, 2024	Jun. 12, 2025~ Jun. 18, 2025	Oct. 24, 2025	Radiation (03CH23-HY)
HF-EHF Horn Antenna	SCHWARZBE CK	BBHA 9170	1225	18GHz~40GHz	Jun. 24, 2024	Jun. 12, 2025~ Jun. 18, 2025	Jun. 23, 2025	Radiation (03CH23-HY)
Preamplifier	EMEC	EM18G40G	060873	18GHz~40GHz	Sep. 02, 2024	Jun. 12, 2025~ Jun. 18, 2025	Sep. 01, 2025	Radiation (03CH23-HY)
Signal Analyzer	Keysight	N9010B	MY62170337	N/A	Aug. 21, 2024	Jun. 12, 2025~ Jun. 18, 2025	Aug. 20, 2025	Radiation (03CH23-HY)
Hygrometer	TECPEL	DTM-303B	TP211542	N/A	Oct. 24, 2024	Jun. 12, 2025~ Jun. 18, 2025	Oct. 23, 2025	Radiation (03CH23-HY)
Controller	EMEC	EM1000	N/A	Control Turn table & Ant Mast	N/A	Jun. 12, 2025~ Jun. 18, 2025	N/A	Radiation (03CH23-HY)
Antenna Mast	ChainTek	MBS-520-1	N/A	1m~4m	N/A	Jun. 12, 2025~ Jun. 18, 2025	N/A	Radiation (03CH23-HY)
Turn Table	ChainTek	T-200-S-1	N/A	0~360 Degree	N/A	Jun. 12, 2025~ Jun. 18, 2025	N/A	Radiation (03CH23-HY)
Software	Audix	E3 6.09824_2019 122	RK-002348	N/A	N/A	Jun. 12, 2025~ Jun. 18, 2025	N/A	Radiation (03CH23-HY)
RF Cable	HUBER + SUHNER	SUCOFLEX 102	803951/2	9kHz~30MHz	Mar. 05, 2025	Jun. 12, 2025~ Jun. 18, 2025	Mar. 04, 2026	Radiation (03CH23-HY)
RF Cable	HUBER + SUHNER	SUCOFLEX 102	804395/2	N/A	Nov. 26, 2024	Jun. 12, 2025~ Jun. 18, 2025	Nov. 25, 2025	Radiation (03CH23-HY)
RF Cable	EMC	EMC101Y	231115/23111 9/231122	N/A	Nov. 26, 2024	Jun. 12, 2025~ Jun. 18, 2025	Nov. 25, 2025	Radiation (03CH23-HY)
Hygrometer	TECPEL	DTM-303A	TP201996	N/A	Nov. 01, 2024	Jun. 10, 2025	Oct. 31, 2025	Conducted (TH05-HY)
Power Sensor	DARE	RPR3006W	13I00030SNO 31 (NO:182)	9kHz~6GHz	Jan. 09, 2025	Jun. 10, 2025	Jan. 08, 2026	Conducted (TH05-HY)
Signal Analyzer	Rohde & Schwarz	FSV40	101566	10Hz~40GHz	Aug. 23, 2024	Jun. 10, 2025	Aug. 22, 2025	Conducted (TH05-HY)
Switch Control Mainframe	E-Instument	ETF-1405-0	EC1900157 (BOX6)	N/A	Feb. 10, 2025	Jun. 10, 2025	Feb. 09, 2026	Conducted (TH05-HY)
Software	Sporton	BTWIFI_Final_ version_24051 3	N/A	Conducted Other Test Item	N/A	Jun. 10, 2025	N/A	Conducted (TH05-HY)

5 Measurement Uncertainty

Uncertainty of Radiated Emission Measurement (30 MHz ~ 1000 MHz)

Measuring Uncertainty for a Level of Confidence of 95% ($U = 2Uc(y)$)	6.6 dB
--	--------

Uncertainty of Radiated Emission Measurement (1000 MHz ~ 6000 MHz)

Measuring Uncertainty for a Level of Confidence of 95% ($U = 2Uc(y)$)	5.4 dB
--	--------

Uncertainty of Radiated Emission Measurement (6000 MHz ~ 18000 MHz)

Measuring Uncertainty for a Level of Confidence of 95% ($U = 2Uc(y)$)	4.8 dB
--	--------

Uncertainty of Radiated Emission Measurement (18000 MHz ~ 40000 MHz)

Measuring Uncertainty for a Level of Confidence of 95% ($U = 2Uc(y)$)	5.7 dB
--	--------

Appendix A. Test Result of Conducted Test Items

Test Engineer:	Mina Liu	Temperature:	21~25	°C
Test Date:	2025/6/10	Relative Humidity:	51~54	%

<u>TEST RESULTS DATA</u> <u>Average Power Table</u>										
Mod.	Data Rate	NTX	CH.	Freq. (MHz)	Average Conducted Power (dBm)	Conducted Power Limit (dBm)	DG (dBi)	EIRP Power (dBm)	EIRP Power Limit (dBm)	Pass /Fail
BLE	2Mbps	1	0	2402	7.26	30.00	1.53	8.79	36.00	Pass
BLE	2Mbps	1	19	2440	7.02	30.00	1.53	8.55	36.00	Pass
BLE	2Mbps	1	39	2480	7.07	30.00	1.53	8.60	36.00	Pass



Appendix B. Radiated Spurious Emission Test Data

Test Engineer :	Leo Li, Karl Hou and Lucifer Jiang	Relative Humidity(%):	51 ~ 57 %
		Temperature(°C):	21.7 ~ 22.5 °C

Note symbol

-L	Low channel location
-R	High channel location

B1. Radiated Spurious Emission Test Modes

Mode	Band (MHz)	Antenna	Modulation	Channel	Frequency	Data Rate	RU	Remark
Mode 1	2400-2483.5	SISO	Bluetooth-LE_GSKF	39	2480	2Mbps	-	-
Mode 2	2400-2483.5	SISO	Bluetooth-LE_GSKF	39	2480	2Mbps	-	SHF
Mode 3	2400-2483.5	SISO	Bluetooth-LE_GSKF	39	2480	2Mbps	-	LF

B2. Summary of each worse mode

Mode	Modulation	Ch.	Freq. (MHz)	Level (dBuV/m)	Limit (dBuV/m)	Margin (dB)	Pol.	Peak Avg.	Result	RU	Remark
1	Bluetooth-LE_GSKF	39	2483.52	47.28	54.00	-6.72	H	Avg.	Pass	-	Band Edge
	Bluetooth-LE_GSKF	39	7440.00	43.19	54.00	-10.81	H	Avg.	Pass	-	Harmonic
2	Bluetooth-LE_GSKF	39	19835.79	42.09	74.00	-31.91	H	Peak	Pass	-	SHF
3	Bluetooth-LE_GSKF	39	593.57	41.79	46.00	-4.21	V	QP	Pass	-	LF



Mode	1																																																																																			
	Band Edge																																																																																			
	2400-2483.5_Bluetooth-LE_GSKF_CH39_2480MHz																																																																																			
ANT	SISO																																																																																			
Pol.	Horizontal						Fundamental																																																																													
Peak	<div><p>Level (dBuV/m) Date: 2025-06-12</p><p>Site : 03CH23-HY Condition: PEAK_BE_74 3m DRH18-E_LE2C05A18EN_240620 HORIZONTAL : RBW:1000.000kHz VBW:3000.000kHz SMT:Auto</p><table><tr><th>Freq</th><th>Level</th><th>Limit</th><th>Line Margin</th><th>Read Level</th><th>Ant Factor</th><th>Cable Loss</th><th>Preamp Factor</th><th>Aux Factor</th><th>APos</th><th>TPos</th><th>Remark</th></tr><tr><th>MHz</th><th>dBuV/m</th><th>dBuV/m</th><th>dB</th><th>dBuV</th><th>dB/m</th><th>dB</th><th>dB</th><th>dB</th><th>cm</th><th>deg</th><th></th></tr><tr><td>1 2483.56</td><td>55.78</td><td>74.00</td><td>-18.22</td><td>43.25</td><td>26.84</td><td>7.34</td><td>32.03</td><td>10.38</td><td>103</td><td>53</td><td>Peak</td></tr></table></div>						Freq	Level	Limit	Line Margin	Read Level	Ant Factor	Cable Loss	Preamp Factor	Aux Factor	APos	TPos	Remark	MHz	dBuV/m	dBuV/m	dB	dBuV	dB/m	dB	dB	dB	cm	deg		1 2483.56	55.78	74.00	-18.22	43.25	26.84	7.34	32.03	10.38	103	53	Peak	<div><p>Level (dBuV/m) Date: 2025-06-12</p><p>Site : 03CH23-HY Condition: PEAK_74 3m DRH18-E_LE2C05A18EN_240620 HORIZONTAL : RBW:1000.000kHz VBW:3000.000kHz SMT:Auto</p><table><tr><th>Freq</th><th>Level</th><th>Limit</th><th>Line Margin</th><th>Read Level</th><th>Ant Factor</th><th>Cable Loss</th><th>Preamp Factor</th><th>Aux Factor</th><th>APos</th><th>TPos</th><th>Remark</th></tr><tr><th>MHz</th><th>dBuV/m</th><th>dBuV/m</th><th>dB</th><th>dBuV</th><th>dB/m</th><th>dB</th><th>dB</th><th>dB</th><th>cm</th><th>deg</th><th></th></tr><tr><td>1 2480.00</td><td>102.89</td><td>-----</td><td>-----</td><td>90.41</td><td>26.80</td><td>7.33</td><td>32.03</td><td>10.38</td><td>103</td><td>53</td><td>Peak</td></tr></table></div>						Freq	Level	Limit	Line Margin	Read Level	Ant Factor	Cable Loss	Preamp Factor	Aux Factor	APos	TPos	Remark	MHz	dBuV/m	dBuV/m	dB	dBuV	dB/m	dB	dB	dB	cm	deg		1 2480.00	102.89	-----	-----	90.41	26.80	7.33	32.03	10.38	103	53	Peak
	Freq	Level	Limit	Line Margin	Read Level	Ant Factor	Cable Loss	Preamp Factor	Aux Factor	APos	TPos	Remark																																																																								
MHz	dBuV/m	dBuV/m	dB	dBuV	dB/m	dB	dB	dB	cm	deg																																																																										
1 2483.56	55.78	74.00	-18.22	43.25	26.84	7.34	32.03	10.38	103	53	Peak																																																																									
Freq	Level	Limit	Line Margin	Read Level	Ant Factor	Cable Loss	Preamp Factor	Aux Factor	APos	TPos	Remark																																																																									
MHz	dBuV/m	dBuV/m	dB	dBuV	dB/m	dB	dB	dB	cm	deg																																																																										
1 2480.00	102.89	-----	-----	90.41	26.80	7.33	32.03	10.38	103	53	Peak																																																																									
Avg	<div><p>Level (dBuV/m) Date: 2025-06-12</p><p>Site : 03CH23-HY Condition: AVG_BE_54 3m DRH18-E_LE2C05A18EN_240620 HORIZONTAL : RBW:1000.000kHz VBW:0.010kHz SMT:Auto</p><table><tr><th>Freq</th><th>Level</th><th>Limit</th><th>Line Margin</th><th>Read Level</th><th>Ant Factor</th><th>Cable Loss</th><th>Preamp Factor</th><th>Aux Factor</th><th>APos</th><th>TPos</th><th>Remark</th></tr><tr><th>MHz</th><th>dBuV/m</th><th>dBuV/m</th><th>dB</th><th>dBuV</th><th>dB/m</th><th>dB</th><th>dB</th><th>dB</th><th>cm</th><th>deg</th><th></th></tr><tr><td>1 2483.52</td><td>47.28</td><td>54.00</td><td>-6.72</td><td>34.75</td><td>26.84</td><td>7.34</td><td>32.03</td><td>10.38</td><td>103</td><td>53</td><td>Average</td></tr></table></div>						Freq	Level	Limit	Line Margin	Read Level	Ant Factor	Cable Loss	Preamp Factor	Aux Factor	APos	TPos	Remark	MHz	dBuV/m	dBuV/m	dB	dBuV	dB/m	dB	dB	dB	cm	deg		1 2483.52	47.28	54.00	-6.72	34.75	26.84	7.34	32.03	10.38	103	53	Average	<div><p>Level (dBuV/m) Date: 2025-06-12</p><p>Site : 03CH23-HY Condition: AVG_54 3m DRH18-E_LE2C05A18EN_240620 HORIZONTAL : RBW:1000.000kHz VBW:0.010kHz SMT:Auto</p><table><tr><th>Freq</th><th>Level</th><th>Limit</th><th>Line Margin</th><th>Read Level</th><th>Ant Factor</th><th>Cable Loss</th><th>Preamp Factor</th><th>Aux Factor</th><th>APos</th><th>TPos</th><th>Remark</th></tr><tr><th>MHz</th><th>dBuV/m</th><th>dBuV/m</th><th>dB</th><th>dBuV</th><th>dB/m</th><th>dB</th><th>dB</th><th>dB</th><th>cm</th><th>deg</th><th></th></tr><tr><td>1 2480.00</td><td>101.52</td><td>-----</td><td>-----</td><td>89.04</td><td>26.80</td><td>7.33</td><td>32.03</td><td>10.38</td><td>103</td><td>53</td><td>Average</td></tr></table></div>						Freq	Level	Limit	Line Margin	Read Level	Ant Factor	Cable Loss	Preamp Factor	Aux Factor	APos	TPos	Remark	MHz	dBuV/m	dBuV/m	dB	dBuV	dB/m	dB	dB	dB	cm	deg		1 2480.00	101.52	-----	-----	89.04	26.80	7.33	32.03	10.38	103	53	Average
	Freq	Level	Limit	Line Margin	Read Level	Ant Factor	Cable Loss	Preamp Factor	Aux Factor	APos	TPos	Remark																																																																								
MHz	dBuV/m	dBuV/m	dB	dBuV	dB/m	dB	dB	dB	cm	deg																																																																										
1 2483.52	47.28	54.00	-6.72	34.75	26.84	7.34	32.03	10.38	103	53	Average																																																																									
Freq	Level	Limit	Line Margin	Read Level	Ant Factor	Cable Loss	Preamp Factor	Aux Factor	APos	TPos	Remark																																																																									
MHz	dBuV/m	dBuV/m	dB	dBuV	dB/m	dB	dB	dB	cm	deg																																																																										
1 2480.00	101.52	-----	-----	89.04	26.80	7.33	32.03	10.38	103	53	Average																																																																									

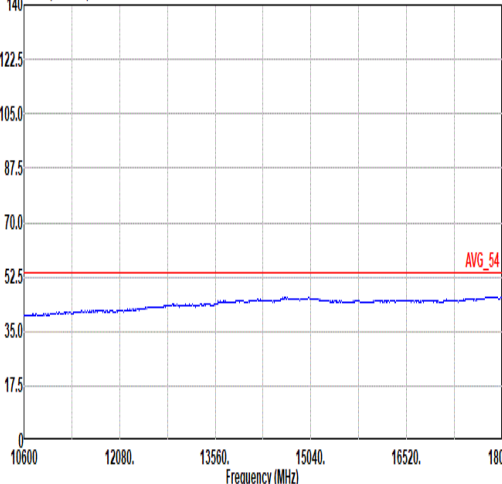
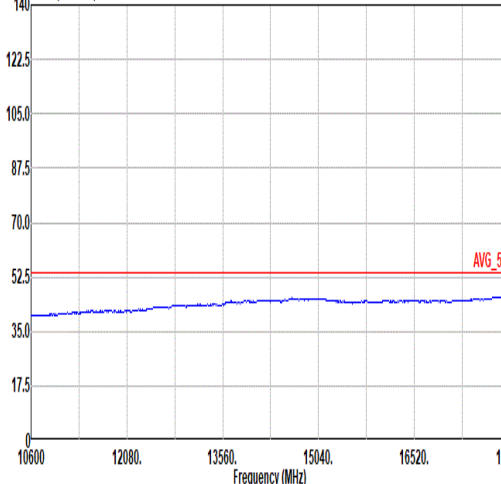


Mode	1																																																																																			
	Band Edge																																																																																			
	2400-2483.5_Bluetooth-LE_GSKF_CH39_2480MHz																																																																																			
ANT	SISO																																																																																			
Pol.	Vertical						Fundamental																																																																													
Peak	<div><p>Level (dBuV/m) Date: 2025-06-12</p><p>Site : 03CH23-HY Condition: PEAK_BE_74 3m DRH18-E_LE2C05A18EN_240620 VERTICAL : RBW:1000.000kHz VBW:3000.000kHz SMT:Auto</p><table><tr><th>Freq</th><th>Level</th><th>Limit</th><th>Line Margin</th><th>Read Level</th><th>Ant Factor</th><th>Cable Loss</th><th>Preamp Factor</th><th>Aux Factor</th><th>APos</th><th>TPos</th><th>Remark</th></tr><tr><th>MHz</th><th>dBuV/m</th><th>dBuV/m</th><th>dB</th><th>dBuV</th><th>dB/m</th><th>dB</th><th>dB</th><th>dB</th><th>cm</th><th>deg</th><th></th></tr><tr><td>1 2483.64</td><td>54.02</td><td>74.00</td><td>-19.98</td><td>41.49</td><td>26.84</td><td>7.34</td><td>32.03</td><td>10.38</td><td>400</td><td>200</td><td>Peak</td></tr></table></div>						Freq	Level	Limit	Line Margin	Read Level	Ant Factor	Cable Loss	Preamp Factor	Aux Factor	APos	TPos	Remark	MHz	dBuV/m	dBuV/m	dB	dBuV	dB/m	dB	dB	dB	cm	deg		1 2483.64	54.02	74.00	-19.98	41.49	26.84	7.34	32.03	10.38	400	200	Peak	<div><p>Level (dBuV/m) Date: 2025-06-12</p><p>Site : 03CH23-HY Condition: PEAK_74 3m DRH18-E_LE2C05A18EN_240620 VERTICAL : RBW:1000.000kHz VBW:3000.000kHz SMT:Auto</p><table><tr><th>Freq</th><th>Level</th><th>Limit</th><th>Line Margin</th><th>Read Level</th><th>Ant Factor</th><th>Cable Loss</th><th>Preamp Factor</th><th>Aux Factor</th><th>APos</th><th>TPos</th><th>Remark</th></tr><tr><th>MHz</th><th>dBuV/m</th><th>dBuV/m</th><th>dB</th><th>dBuV</th><th>dB/m</th><th>dB</th><th>dB</th><th>dB</th><th>cm</th><th>deg</th><th></th></tr><tr><td>1 2480.00</td><td>100.01</td><td>-----</td><td>-----</td><td>87.53</td><td>26.80</td><td>7.33</td><td>32.03</td><td>10.38</td><td>400</td><td>200</td><td>Peak</td></tr></table></div>						Freq	Level	Limit	Line Margin	Read Level	Ant Factor	Cable Loss	Preamp Factor	Aux Factor	APos	TPos	Remark	MHz	dBuV/m	dBuV/m	dB	dBuV	dB/m	dB	dB	dB	cm	deg		1 2480.00	100.01	-----	-----	87.53	26.80	7.33	32.03	10.38	400	200	Peak
	Freq	Level	Limit	Line Margin	Read Level	Ant Factor	Cable Loss	Preamp Factor	Aux Factor	APos	TPos	Remark																																																																								
MHz	dBuV/m	dBuV/m	dB	dBuV	dB/m	dB	dB	dB	cm	deg																																																																										
1 2483.64	54.02	74.00	-19.98	41.49	26.84	7.34	32.03	10.38	400	200	Peak																																																																									
Freq	Level	Limit	Line Margin	Read Level	Ant Factor	Cable Loss	Preamp Factor	Aux Factor	APos	TPos	Remark																																																																									
MHz	dBuV/m	dBuV/m	dB	dBuV	dB/m	dB	dB	dB	cm	deg																																																																										
1 2480.00	100.01	-----	-----	87.53	26.80	7.33	32.03	10.38	400	200	Peak																																																																									
Avg	<div><p>Level (dBuV/m) Date: 2025-06-12</p><p>Site : 03CH23-HY Condition: AVG_BE_54 3m DRH18-E_LE2C05A18EN_240620 VERTICAL : RBW:1000.000kHz VBW:0.010kHz SMT:Auto</p><table><tr><th>Freq</th><th>Level</th><th>Limit</th><th>Line Margin</th><th>Read Level</th><th>Ant Factor</th><th>Cable Loss</th><th>Preamp Factor</th><th>Aux Factor</th><th>APos</th><th>TPos</th><th>Remark</th></tr><tr><th>MHz</th><th>dBuV/m</th><th>dBuV/m</th><th>dB</th><th>dBuV</th><th>dB/m</th><th>dB</th><th>dB</th><th>dB</th><th>cm</th><th>deg</th><th></th></tr><tr><td>1 2483.52</td><td>44.80</td><td>54.00</td><td>-9.20</td><td>32.27</td><td>26.84</td><td>7.34</td><td>32.03</td><td>10.38</td><td>400</td><td>200</td><td>Average</td></tr></table></div>						Freq	Level	Limit	Line Margin	Read Level	Ant Factor	Cable Loss	Preamp Factor	Aux Factor	APos	TPos	Remark	MHz	dBuV/m	dBuV/m	dB	dBuV	dB/m	dB	dB	dB	cm	deg		1 2483.52	44.80	54.00	-9.20	32.27	26.84	7.34	32.03	10.38	400	200	Average	<div><p>Level (dBuV/m) Date: 2025-06-12</p><p>Site : 03CH23-HY Condition: AVG_54 3m DRH18-E_LE2C05A18EN_240620 VERTICAL : RBW:1000.000kHz VBW:0.010kHz SMT:Auto</p><table><tr><th>Freq</th><th>Level</th><th>Limit</th><th>Line Margin</th><th>Read Level</th><th>Ant Factor</th><th>Cable Loss</th><th>Preamp Factor</th><th>Aux Factor</th><th>APos</th><th>TPos</th><th>Remark</th></tr><tr><th>MHz</th><th>dBuV/m</th><th>dBuV/m</th><th>dB</th><th>dBuV</th><th>dB/m</th><th>dB</th><th>dB</th><th>dB</th><th>cm</th><th>deg</th><th></th></tr><tr><td>1 2480.00</td><td>98.57</td><td>-----</td><td>-----</td><td>86.09</td><td>26.80</td><td>7.33</td><td>32.03</td><td>10.38</td><td>400</td><td>200</td><td>Average</td></tr></table></div>						Freq	Level	Limit	Line Margin	Read Level	Ant Factor	Cable Loss	Preamp Factor	Aux Factor	APos	TPos	Remark	MHz	dBuV/m	dBuV/m	dB	dBuV	dB/m	dB	dB	dB	cm	deg		1 2480.00	98.57	-----	-----	86.09	26.80	7.33	32.03	10.38	400	200	Average
	Freq	Level	Limit	Line Margin	Read Level	Ant Factor	Cable Loss	Preamp Factor	Aux Factor	APos	TPos	Remark																																																																								
MHz	dBuV/m	dBuV/m	dB	dBuV	dB/m	dB	dB	dB	cm	deg																																																																										
1 2483.52	44.80	54.00	-9.20	32.27	26.84	7.34	32.03	10.38	400	200	Average																																																																									
Freq	Level	Limit	Line Margin	Read Level	Ant Factor	Cable Loss	Preamp Factor	Aux Factor	APos	TPos	Remark																																																																									
MHz	dBuV/m	dBuV/m	dB	dBuV	dB/m	dB	dB	dB	cm	deg																																																																										
1 2480.00	98.57	-----	-----	86.09	26.80	7.33	32.03	10.38	400	200	Average																																																																									



Mode	1																																																																																																																									
	Harmonic																																																																																																																									
	2400-2483.5_Bluetooth-LE_GSKF_CH39_2480MHz																																																																																																																									
ANT	SISO																																																																																																																									
Pol.	Horizontal	Vertical																																																																																																																								
Peak Avg	<div><p>Level (dBuV/m) Date: 2025-06-12</p></div> <p>Site : 03CH23-HY Condition: PEAK_74 3m DRH18-E_LE2C05A18EN_240620 HORIZONTAL</p> <table><tr><th></th><th>Limit</th><th>Read</th><th>Ant</th><th>Cable</th><th>Preamp</th><th>Aux</th><th>APos</th><th>TPos</th><th>Remark</th></tr><tr><th>Freq</th><th>Level</th><th>Line</th><th>Margin</th><th>Level</th><th>Factor</th><th>Loss</th><th>Factor</th><th>Factor</th><th></th></tr><tr><th>MHz</th><th>dBuV/m</th><th>dBuV/m</th><th>dB</th><th>dBuV</th><th>dB/m</th><th>dB</th><th>dB</th><th>dB</th><th>cm deg</th></tr><tr><td>1 4960.00</td><td>45.50</td><td>74.00</td><td>-28.50</td><td>33.88</td><td>32.80</td><td>10.38</td><td>33.18</td><td>1.62</td><td>-- -- Peak</td></tr><tr><td>2 7440.00</td><td>52.31</td><td>74.00</td><td>-21.69</td><td>36.61</td><td>37.20</td><td>12.59</td><td>36.07</td><td>1.98</td><td>100 55 Peak</td></tr><tr><td>3 7440.00</td><td>43.19</td><td>54.00</td><td>-10.81</td><td>27.49</td><td>37.20</td><td>12.59</td><td>36.07</td><td>1.98</td><td>100 55 Average</td></tr></table>		Limit	Read	Ant	Cable	Preamp	Aux	APos	TPos	Remark	Freq	Level	Line	Margin	Level	Factor	Loss	Factor	Factor		MHz	dBuV/m	dBuV/m	dB	dBuV	dB/m	dB	dB	dB	cm deg	1 4960.00	45.50	74.00	-28.50	33.88	32.80	10.38	33.18	1.62	-- -- Peak	2 7440.00	52.31	74.00	-21.69	36.61	37.20	12.59	36.07	1.98	100 55 Peak	3 7440.00	43.19	54.00	-10.81	27.49	37.20	12.59	36.07	1.98	100 55 Average	<div><p>Level (dBuV/m) Date: 2025-06-12</p></div> <p>Site : 03CH23-HY Condition: PEAK_74 3m DRH18-E_LE2C05A18EN_240620 VERTICAL</p> <table><tr><th></th><th>Limit</th><th>Read</th><th>Ant</th><th>Cable</th><th>Preamp</th><th>Aux</th><th>APos</th><th>TPos</th><th>Remark</th></tr><tr><th>Freq</th><th>Level</th><th>Line</th><th>Margin</th><th>Level</th><th>Factor</th><th>Loss</th><th>Factor</th><th>Factor</th><th></th></tr><tr><th>MHz</th><th>dBuV/m</th><th>dBuV/m</th><th>dB</th><th>dBuV</th><th>dB/m</th><th>dB</th><th>dB</th><th>dB</th><th>cm deg</th></tr><tr><td>1 4960.00</td><td>45.52</td><td>74.00</td><td>-28.48</td><td>33.90</td><td>32.80</td><td>10.38</td><td>33.18</td><td>1.62</td><td>-- -- Peak</td></tr><tr><td>2 7440.00</td><td>52.48</td><td>74.00</td><td>-21.52</td><td>36.78</td><td>37.20</td><td>12.59</td><td>36.07</td><td>1.98</td><td>394 345 Peak</td></tr><tr><td>3 7440.00</td><td>42.73</td><td>54.00</td><td>-11.27</td><td>27.03</td><td>37.20</td><td>12.59</td><td>36.07</td><td>1.98</td><td>394 345 Average</td></tr></table>		Limit	Read	Ant	Cable	Preamp	Aux	APos	TPos	Remark	Freq	Level	Line	Margin	Level	Factor	Loss	Factor	Factor		MHz	dBuV/m	dBuV/m	dB	dBuV	dB/m	dB	dB	dB	cm deg	1 4960.00	45.52	74.00	-28.48	33.90	32.80	10.38	33.18	1.62	-- -- Peak	2 7440.00	52.48	74.00	-21.52	36.78	37.20	12.59	36.07	1.98	394 345 Peak	3 7440.00	42.73	54.00	-11.27	27.03	37.20	12.59	36.07	1.98	394 345 Average
		Limit	Read	Ant	Cable	Preamp	Aux	APos	TPos	Remark																																																																																																																
Freq	Level	Line	Margin	Level	Factor	Loss	Factor	Factor																																																																																																																		
MHz	dBuV/m	dBuV/m	dB	dBuV	dB/m	dB	dB	dB	cm deg																																																																																																																	
1 4960.00	45.50	74.00	-28.50	33.88	32.80	10.38	33.18	1.62	-- -- Peak																																																																																																																	
2 7440.00	52.31	74.00	-21.69	36.61	37.20	12.59	36.07	1.98	100 55 Peak																																																																																																																	
3 7440.00	43.19	54.00	-10.81	27.49	37.20	12.59	36.07	1.98	100 55 Average																																																																																																																	
	Limit	Read	Ant	Cable	Preamp	Aux	APos	TPos	Remark																																																																																																																	
Freq	Level	Line	Margin	Level	Factor	Loss	Factor	Factor																																																																																																																		
MHz	dBuV/m	dBuV/m	dB	dBuV	dB/m	dB	dB	dB	cm deg																																																																																																																	
1 4960.00	45.52	74.00	-28.48	33.90	32.80	10.38	33.18	1.62	-- -- Peak																																																																																																																	
2 7440.00	52.48	74.00	-21.52	36.78	37.20	12.59	36.07	1.98	394 345 Peak																																																																																																																	
3 7440.00	42.73	54.00	-11.27	27.03	37.20	12.59	36.07	1.98	394 345 Average																																																																																																																	



Mode	1	
	Harmonic	
	2400-2483.5_Bluetooth-LE_GSKF_CH39_2480MHz	
ANT	SISO	
Pol.	Horizontal	Vertical
10.6G ~18G Avg	<p>Level (dBuV/m) Date: 2025-06-12</p>  <p>Site : 03CH23-HY Condition: AVG_54 3m DRH18-E_LE2C05A18EN_240620 HORIZONTAL</p>	<p>Level (dBuV/m) Date: 2025-06-12</p>  <p>Site : 03CH23-HY Condition: AVG_54 3m DRH18-E_LE2C05A18EN_240620 VERTICAL</p>



Mode	2																																																																																																
	SHF																																																																																																
	2400-2483.5_Bluetooth-LE_GSKF_CH39_2480MHz																																																																																																
ANT	SISO																																																																																																
Pol.	Horizontal						Vertical																																																																																										
Peak	<div><p>Level (dBuV/m) Date: 2025-06-17</p><p>Site : 03CH23-HY Condition: PEAK_74 1m SHF_1225_240624 HORIZONTAL</p><table><tr><th></th><th>Limit</th><th>Read</th><th>Ant</th><th>Cable</th><th>Preamp</th><th>Aux</th><th>APos</th><th>TPos</th><th></th></tr><tr><th>Freq</th><th>Level</th><th>Line</th><th>Margin</th><th>Level</th><th>Factor</th><th>Loss</th><th>Factor</th><th>Factor</th><th>Remark</th></tr><tr><th></th><th>MHz</th><th>dBuV/m</th><th>dBuV/m</th><th>dB</th><th>dBuV</th><th>dB/m</th><th>dB</th><th>dB</th><th>cm</th><th>deg</th></tr><tr><td>1</td><td>19835.79</td><td>42.09</td><td>74.00</td><td>-31.91</td><td>56.99</td><td>37.87</td><td>20.83</td><td>64.06</td><td>-9.54</td><td>--</td><td>PEAK</td></tr></table></div>							Limit	Read	Ant	Cable	Preamp	Aux	APos	TPos		Freq	Level	Line	Margin	Level	Factor	Loss	Factor	Factor	Remark		MHz	dBuV/m	dBuV/m	dB	dBuV	dB/m	dB	dB	cm	deg	1	19835.79	42.09	74.00	-31.91	56.99	37.87	20.83	64.06	-9.54	--	PEAK	<div><p>Level (dBuV/m) Date: 2025-06-17</p><p>Site : 03CH23-HY Condition: PEAK_74 1m SHF_1225_240624 VERTICAL</p><table><tr><th></th><th>Limit</th><th>Read</th><th>Ant</th><th>Cable</th><th>Preamp</th><th>Aux</th><th>APos</th><th>TPos</th><th></th></tr><tr><th>Freq</th><th>Level</th><th>Line</th><th>Margin</th><th>Level</th><th>Factor</th><th>Loss</th><th>Factor</th><th>Factor</th><th>Remark</th></tr><tr><th></th><th>MHz</th><th>dBuV/m</th><th>dBuV/m</th><th>dB</th><th>dBuV</th><th>dB/m</th><th>dB</th><th>dB</th><th>cm</th><th>deg</th></tr><tr><td>1</td><td>22989.34</td><td>40.11</td><td>74.00</td><td>-33.89</td><td>50.32</td><td>38.98</td><td>22.55</td><td>62.20</td><td>-9.54</td><td>--</td><td>PEAK</td></tr></table></div>						Limit	Read	Ant	Cable	Preamp	Aux	APos	TPos		Freq	Level	Line	Margin	Level	Factor	Loss	Factor	Factor	Remark		MHz	dBuV/m	dBuV/m	dB	dBuV	dB/m	dB	dB	cm	deg	1	22989.34	40.11	74.00	-33.89	50.32	38.98	22.55	62.20	-9.54	--	PEAK
		Limit	Read	Ant	Cable	Preamp	Aux	APos	TPos																																																																																								
	Freq	Level	Line	Margin	Level	Factor	Loss	Factor	Factor	Remark																																																																																							
	MHz	dBuV/m	dBuV/m	dB	dBuV	dB/m	dB	dB	cm	deg																																																																																							
1	19835.79	42.09	74.00	-31.91	56.99	37.87	20.83	64.06	-9.54	--	PEAK																																																																																						
	Limit	Read	Ant	Cable	Preamp	Aux	APos	TPos																																																																																									
Freq	Level	Line	Margin	Level	Factor	Loss	Factor	Factor	Remark																																																																																								
	MHz	dBuV/m	dBuV/m	dB	dBuV	dB/m	dB	dB	cm	deg																																																																																							
1	22989.34	40.11	74.00	-33.89	50.32	38.98	22.55	62.20	-9.54	--	PEAK																																																																																						



Mode	3																																																																																																																																																																																					
	LF																																																																																																																																																																																					
	2400-2483.5_Bluetooth-LE_GSKF_CH39_2480MHz																																																																																																																																																																																					
ANT	SISO																																																																																																																																																																																					
Pol.	Horizontal	Vertical																																																																																																																																																																																				
QP/ Peak	<div><p>Level (dBuV/m) Date: 2025-06-18</p><p>Site : 03CH23-HY Condition: QP 3m CBL6111D_62028 & 003_241127 HORIZONTAL</p><table><tr><th></th><th>Limit</th><th>Read</th><th>Ant</th><th>Cable</th><th>Preamp</th><th>Aux</th><th>APos</th><th>TPos</th><th>Remark</th></tr><tr><th>Freq</th><th>Level</th><th>Line</th><th>Margin</th><th>Level</th><th>Factor</th><th>Loss</th><th>Factor</th><th>Factor</th><th></th></tr><tr><th>MHz</th><th>dBuV/m</th><th>dBuV/m</th><th>dB</th><th>dBuV</th><th>dB/m</th><th>dB</th><th>dB</th><th>dB</th><th>cm deg</th></tr><tr><td>1</td><td>31.94</td><td>20.88</td><td>40.00</td><td>-19.12</td><td>29.45</td><td>23.57</td><td>0.65</td><td>32.81</td><td>0.02 -- -- Peak</td></tr><tr><td>2</td><td>181.32</td><td>37.97</td><td>43.50</td><td>-5.53</td><td>53.92</td><td>15.01</td><td>1.73</td><td>32.75</td><td>0.06 188 277 QP</td></tr><tr><td>3</td><td>226.91</td><td>36.75</td><td>46.00</td><td>-9.25</td><td>51.70</td><td>15.84</td><td>1.93</td><td>32.79</td><td>0.07 -- -- Peak</td></tr><tr><td>4</td><td>385.02</td><td>39.39</td><td>46.00</td><td>-6.61</td><td>48.18</td><td>21.35</td><td>2.60</td><td>32.81</td><td>0.07 -- -- Peak</td></tr><tr><td>5</td><td>592.00</td><td>41.35</td><td>46.00</td><td>-4.65</td><td>45.24</td><td>25.79</td><td>3.28</td><td>33.08</td><td>0.12 139 45 QP</td></tr><tr><td>6</td><td>957.32</td><td>35.11</td><td>46.00</td><td>-10.89</td><td>30.98</td><td>31.10</td><td>4.27</td><td>31.45</td><td>0.21 -- -- Peak</td></tr></table></div>		Limit	Read	Ant	Cable	Preamp	Aux	APos	TPos	Remark	Freq	Level	Line	Margin	Level	Factor	Loss	Factor	Factor		MHz	dBuV/m	dBuV/m	dB	dBuV	dB/m	dB	dB	dB	cm deg	1	31.94	20.88	40.00	-19.12	29.45	23.57	0.65	32.81	0.02 -- -- Peak	2	181.32	37.97	43.50	-5.53	53.92	15.01	1.73	32.75	0.06 188 277 QP	3	226.91	36.75	46.00	-9.25	51.70	15.84	1.93	32.79	0.07 -- -- Peak	4	385.02	39.39	46.00	-6.61	48.18	21.35	2.60	32.81	0.07 -- -- Peak	5	592.00	41.35	46.00	-4.65	45.24	25.79	3.28	33.08	0.12 139 45 QP	6	957.32	35.11	46.00	-10.89	30.98	31.10	4.27	31.45	0.21 -- -- Peak	<div><p>Level (dBuV/m) Date: 2025-06-18</p><p>Site : 03CH23-HY Condition: QP 3m CBL6111D_62028 & 003_241127 VERTICAL</p><table><tr><th></th><th>Limit</th><th>Read</th><th>Ant</th><th>Cable</th><th>Preamp</th><th>Aux</th><th>APos</th><th>TPos</th><th>Remark</th></tr><tr><th>Freq</th><th>Level</th><th>Line</th><th>Margin</th><th>Level</th><th>Factor</th><th>Loss</th><th>Factor</th><th>Factor</th><th></th></tr><tr><th>MHz</th><th>dBuV/m</th><th>dBuV/m</th><th>dB</th><th>dBuV</th><th>dB/m</th><th>dB</th><th>dB</th><th>dB</th><th>cm deg</th></tr><tr><td>1</td><td>32.91</td><td>28.23</td><td>40.00</td><td>-11.77</td><td>37.32</td><td>23.04</td><td>0.67</td><td>32.82</td><td>0.02 -- -- Peak</td></tr><tr><td>2</td><td>182.29</td><td>37.14</td><td>43.50</td><td>-6.36</td><td>53.13</td><td>14.97</td><td>1.73</td><td>32.75</td><td>0.06 100 335 QP</td></tr><tr><td>3</td><td>227.88</td><td>29.03</td><td>46.00</td><td>-16.97</td><td>43.88</td><td>15.93</td><td>1.94</td><td>32.79</td><td>0.07 -- -- Peak</td></tr><tr><td>4</td><td>380.17</td><td>39.24</td><td>46.00</td><td>-6.76</td><td>48.18</td><td>21.20</td><td>2.60</td><td>32.81</td><td>0.07 -- -- Peak</td></tr><tr><td>5</td><td>593.57</td><td>41.79</td><td>46.00</td><td>-4.21</td><td>45.68</td><td>25.78</td><td>3.29</td><td>33.08</td><td>0.12 100 18 QP</td></tr><tr><td>6</td><td>767.20</td><td>39.17</td><td>46.00</td><td>-6.83</td><td>39.83</td><td>28.23</td><td>3.75</td><td>32.79</td><td>0.15 -- -- Peak</td></tr></table></div>		Limit	Read	Ant	Cable	Preamp	Aux	APos	TPos	Remark	Freq	Level	Line	Margin	Level	Factor	Loss	Factor	Factor		MHz	dBuV/m	dBuV/m	dB	dBuV	dB/m	dB	dB	dB	cm deg	1	32.91	28.23	40.00	-11.77	37.32	23.04	0.67	32.82	0.02 -- -- Peak	2	182.29	37.14	43.50	-6.36	53.13	14.97	1.73	32.75	0.06 100 335 QP	3	227.88	29.03	46.00	-16.97	43.88	15.93	1.94	32.79	0.07 -- -- Peak	4	380.17	39.24	46.00	-6.76	48.18	21.20	2.60	32.81	0.07 -- -- Peak	5	593.57	41.79	46.00	-4.21	45.68	25.78	3.29	33.08	0.12 100 18 QP	6	767.20	39.17	46.00	-6.83	39.83	28.23	3.75	32.79	0.15 -- -- Peak
		Limit	Read	Ant	Cable	Preamp	Aux	APos	TPos	Remark																																																																																																																																																																												
Freq	Level	Line	Margin	Level	Factor	Loss	Factor	Factor																																																																																																																																																																														
MHz	dBuV/m	dBuV/m	dB	dBuV	dB/m	dB	dB	dB	cm deg																																																																																																																																																																													
1	31.94	20.88	40.00	-19.12	29.45	23.57	0.65	32.81	0.02 -- -- Peak																																																																																																																																																																													
2	181.32	37.97	43.50	-5.53	53.92	15.01	1.73	32.75	0.06 188 277 QP																																																																																																																																																																													
3	226.91	36.75	46.00	-9.25	51.70	15.84	1.93	32.79	0.07 -- -- Peak																																																																																																																																																																													
4	385.02	39.39	46.00	-6.61	48.18	21.35	2.60	32.81	0.07 -- -- Peak																																																																																																																																																																													
5	592.00	41.35	46.00	-4.65	45.24	25.79	3.28	33.08	0.12 139 45 QP																																																																																																																																																																													
6	957.32	35.11	46.00	-10.89	30.98	31.10	4.27	31.45	0.21 -- -- Peak																																																																																																																																																																													
	Limit	Read	Ant	Cable	Preamp	Aux	APos	TPos	Remark																																																																																																																																																																													
Freq	Level	Line	Margin	Level	Factor	Loss	Factor	Factor																																																																																																																																																																														
MHz	dBuV/m	dBuV/m	dB	dBuV	dB/m	dB	dB	dB	cm deg																																																																																																																																																																													
1	32.91	28.23	40.00	-11.77	37.32	23.04	0.67	32.82	0.02 -- -- Peak																																																																																																																																																																													
2	182.29	37.14	43.50	-6.36	53.13	14.97	1.73	32.75	0.06 100 335 QP																																																																																																																																																																													
3	227.88	29.03	46.00	-16.97	43.88	15.93	1.94	32.79	0.07 -- -- Peak																																																																																																																																																																													
4	380.17	39.24	46.00	-6.76	48.18	21.20	2.60	32.81	0.07 -- -- Peak																																																																																																																																																																													
5	593.57	41.79	46.00	-4.21	45.68	25.78	3.29	33.08	0.12 100 18 QP																																																																																																																																																																													
6	767.20	39.17	46.00	-6.83	39.83	28.23	3.75	32.79	0.15 -- -- Peak																																																																																																																																																																													



Appendix C. Duty Cycle Plots

Band	Duty Cycle (%)	T(us)	1/T(kHz)	VBW Setting
Bluetooth - LE for 2Mbps	100.00	3000	0.33	10Hz

