

Figure 2




Test Setup for Conducted Emissions

Figure 3a
Receive at 315MHz




Test Setup for Radiated Emissions, 30MHz to 1GHz – Horizontal Polarization




Test Setup for Radiated Emissions, 30MHz to 1GHz – Vertical Polarization

Figure 3b
Transmit at 315MHz



Test Setup for Radiated Emissions 315MHz – Horizontal Polarization




Test Setup for Radiated Emissions 908.4MHz – Vertical Polarization

Figure 3c
Transmit at 315MHz



Test Setup for Radiated Emissions, 1GHz to 4GHz – Horizontal Polarization



Test Setup for Radiated Emissions, 1GHz to 4GHz – Vertical Polarization