

12.PHOTOGRAPHS

12.1.Photos of Conducted Emission Measurement




FRONT VIEW OF CONDUCTED MEASUREMENT




BACK VIEW OF CONDUCTED MEASUREMENT

12.2.Photos of Radiated Emission Measurement at Semi-Anechoic Chamber

12.2.1. 30-1000MHz Frequency Range



FRONT VIEW OF RADIATED MEASUREMENT




BACK VIEW OF RADIATED MEASUREMENT

12.2.2. 1-25GHz Frequency Range



FRONT VIEW OF RADIATED MEASUREMENT




BACK VIEW OF RADIATED MEASUREMENT

12.3.Photos of Carrier Frequency Separation Measurement



12.4.Photos of 20dB Bandwidth Measurement




12.5.Photos of Time of Occupancy Measurement



12.6.Photos of Number of Hopping Channels Measurement



12.7.Photos of Maximum Peak Output Power Measurement



12.8.Photos of Emission Limitations & Band Edges Measurement

