BAND EDGES

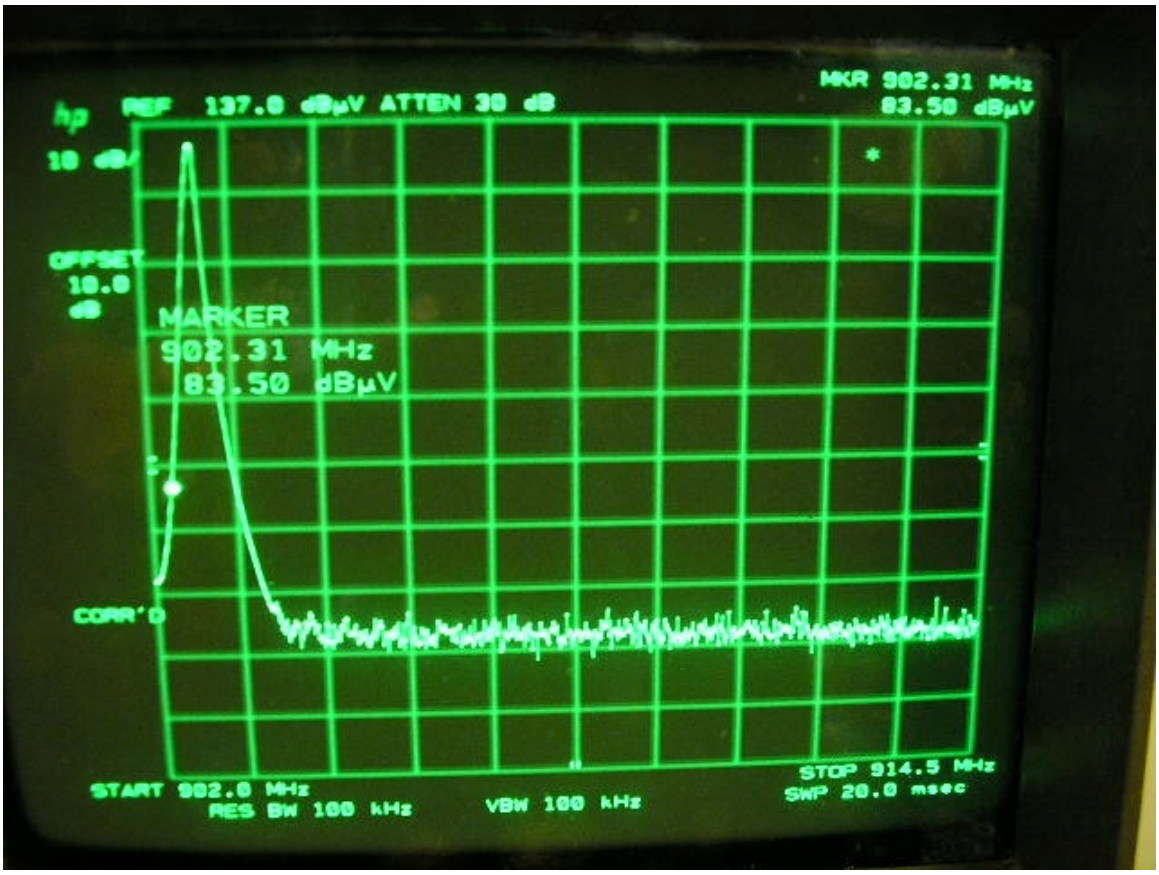

VUE TECHNOLOGY, INC.
INTELLIROUTER
Model: 34000003-001-RA

FCC 15.247 - CONDUCTED EMISSIONS COAX ANTENNA PORT
LOW CHANNEL
BAND EDGE

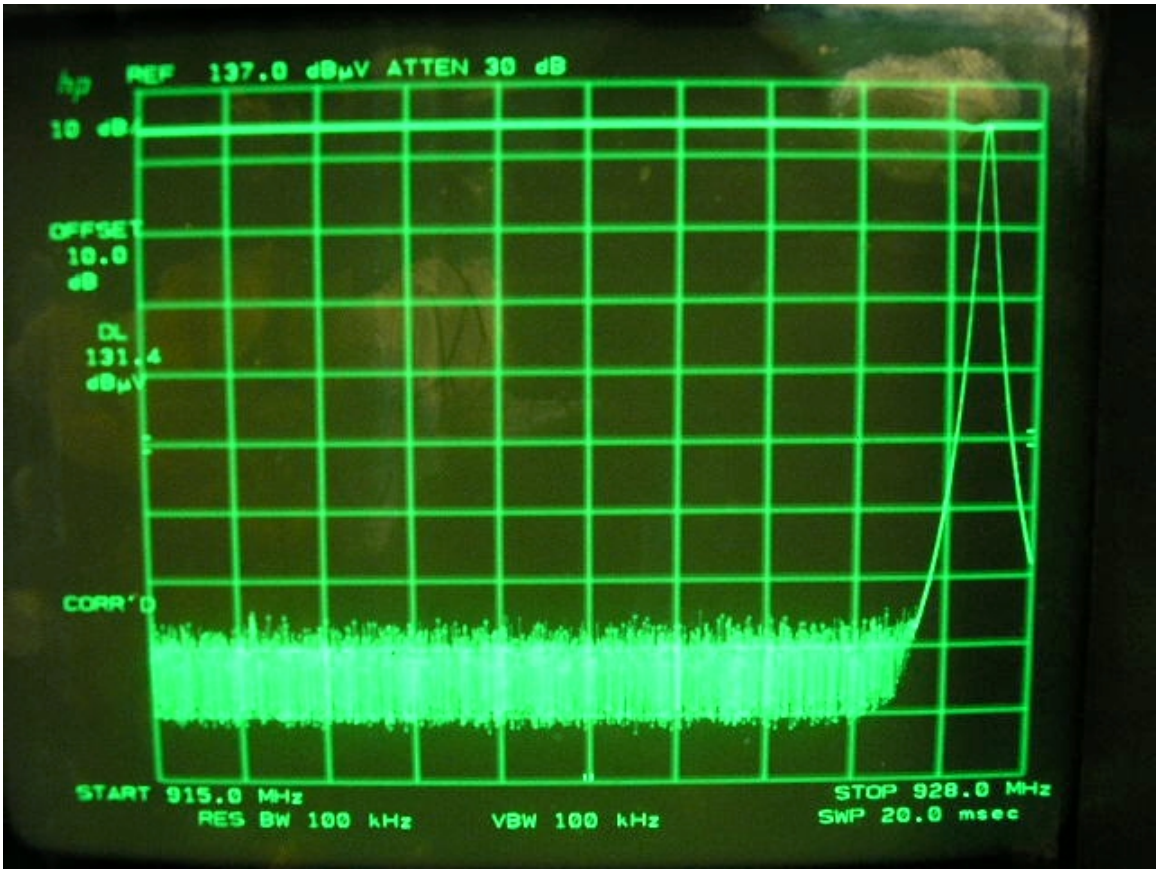

VUE TECHNOLOGY, INC.
INTELLIROUTER
Model: 34000003-001-RA

FCC 15.247 - CONDUCTED EMISSIONS COAX ANTENNA PORT
HIGH CHANNEL
BAND EDGE

BANDWIDTH MEASUREMENTS

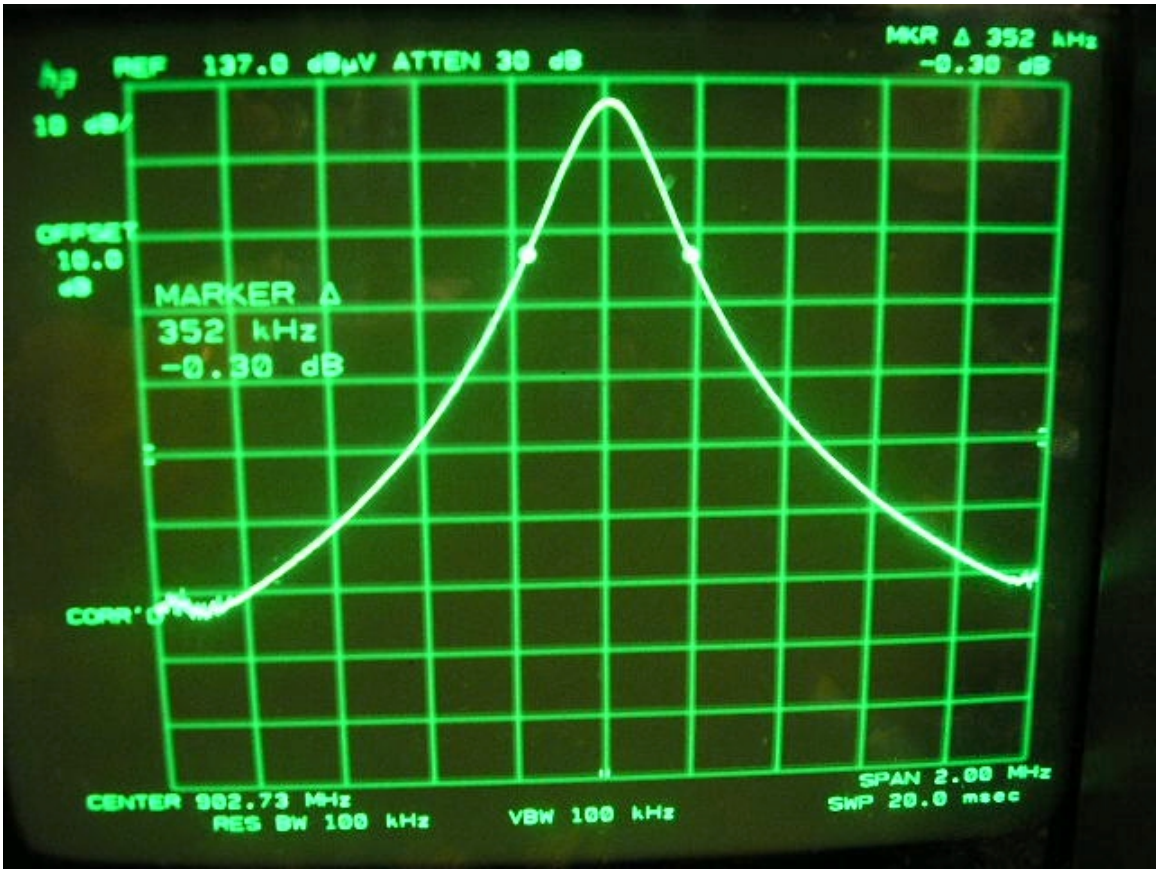

VUE TECHNOLOGY, INC.
INTELLIROUTER
Model: 34000003-001-RA

FCC 15.247 - BANDWIDTH
LOW CHANNEL

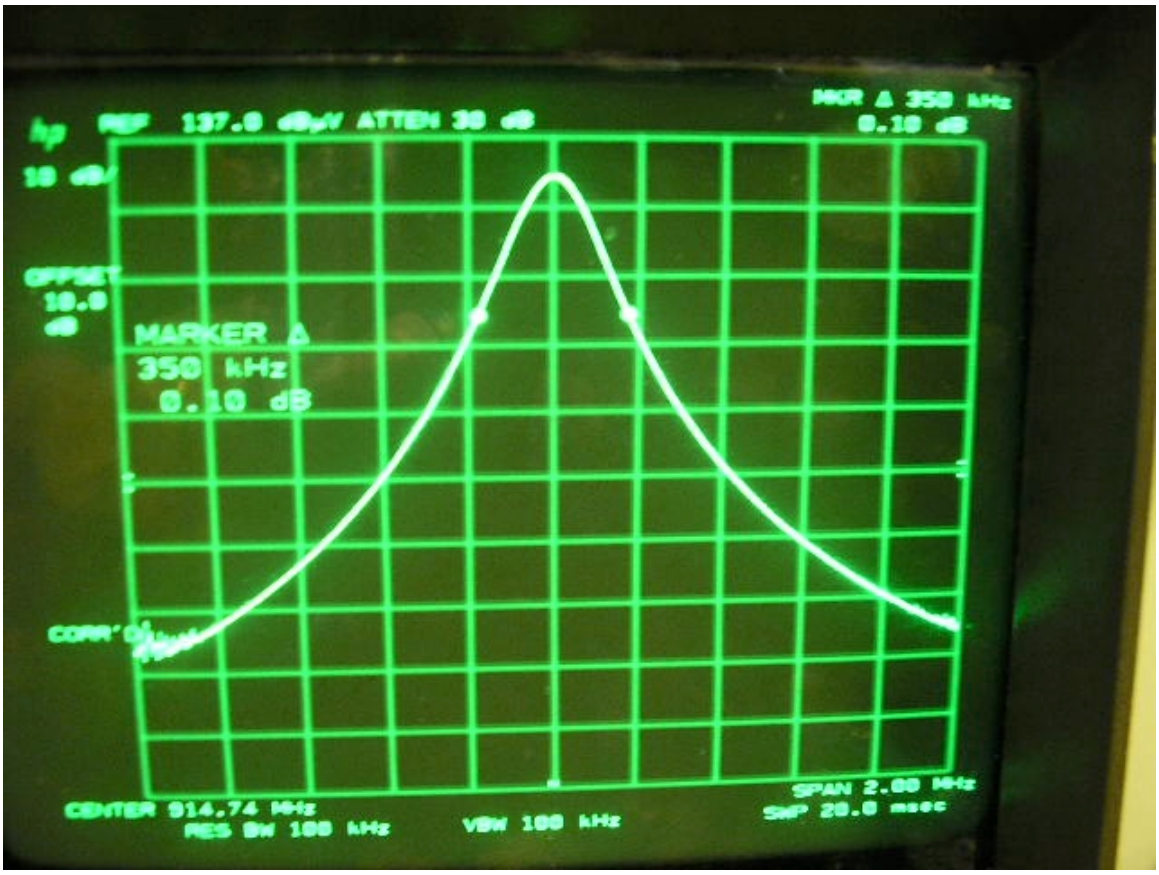

VUE TECHNOLOGY, INC.
INTELLIROUTER
Model: 34000003-001-RA

FCC 15.247 - BANDWIDTH
MID CHANNEL

VUE TECHNOLOGY, INC.
INTELLIROUTER
Model: 34000003-001-RA

FCC 15.247 - BANDWIDTH
HIGH CHANNEL

Test Location : Compatible Electronics, Silverado
Customer : Steve Trivelpiece
Manufacturer : Vue Technology,Inc.
Eut name : IntelliRouter
Model : 34000003-001-RA
Serial # : 3antennas, 1switch
Specification : FCC Pt. 15 - Class B
Distance correction factor (20 * log(test/spec)) : 0.00
Test Mode : 3.68MHz, 100MHz, 125MHz
Test Eng:J. Madlangbayan
temp: 97degF humid: 55%
Qualification 9kHz-9280MHz

Page : 1/1
Date : 07/25/2005
Time : 01:04:18 PM
Lab : J
Test Distance : 3.00 Meters

Pol	Freq MHz	Reading dBuV	Cable loss dB	Antenna factor dB	Amplifier gain dB	Corr'd rdg = R dBuV/m	Limit = L dBuV/m	Delta R-L dB
1V	50.088	50.30	0.70	9.90	31.40	29.50	40.00	-10.50
2V	75.081	47.90	1.00	7.27	30.69	25.48	40.00	-14.52
3V	100.087	54.80	1.20	10.80	26.81	40.00	43.50	-3.50
4V	125.075	53.40	1.40	12.80	28.71	38.89	43.50	-4.61
5V	150.089	49.70	1.50	12.50	30.30	33.40	43.50	-10.10
6V	200.127	57.20	1.80	17.00	31.00	45.00	43.50	1.50
7V	200.116Qp	55.18	1.80	17.00	31.00	42.98	43.50	-0.52
8V	250.122	52.00	2.10	16.32	31.00	39.42	46.00	-6.58
9V	100.089	57.80	1.20	10.80	26.81	43.00	43.50	-0.50
10V	100.090Qp	53.71	1.20	10.80	26.81	38.91	43.50	-4.59
11V	125.084	51.60	1.40	12.80	28.71	37.09	43.50	-6.41
12V	200.111	50.10	1.80	17.00	31.00	37.90	43.50	-5.60
9V-12V are all horizontal readings								
13H	250.094	51.50	2.10	16.31	31.00	38.91	46.00	-7.09
14V	300.080	47.60	2.30	13.30	30.60	32.60	46.00	-13.40
15V	350.070	48.30	2.50	15.10	30.60	35.30	46.00	-10.70
16V	450.107	42.00	3.10	16.00	30.70	30.40	46.00	-15.60
17V	500.120	51.90	3.40	16.90	30.30	41.90	46.00	-4.10
18V	600.116	45.90	3.60	18.70	30.20	38.00	46.00	-8.00
19V	625.116	51.10	3.75	18.29	30.15	43.00	46.00	-3.00
20V	700.119	42.80	3.90	18.80	29.50	36.00	46.00	-10.00
21V	750.095	48.90	4.20	18.90	30.10	41.90	46.00	-4.10
22H	300.089	50.80	2.30	13.30	30.60	35.80	46.00	-10.20
23H	425.119	44.10	2.96	17.01	30.65	33.42	46.00	-12.58
24H	500.086	55.50	3.40	16.90	30.30	45.50	46.00	-0.50
25H	500.086Qp	54.66	3.40	16.90	30.30	44.66	46.00	-1.34
26H	600.119	44.00	3.60	18.70	30.20	36.10	46.00	-9.90
27H	625.114	48.30	3.75	18.29	30.15	40.20	46.00	-5.80
28H	750.108	46.70	4.20	18.90	30.10	39.71	46.00	-6.29

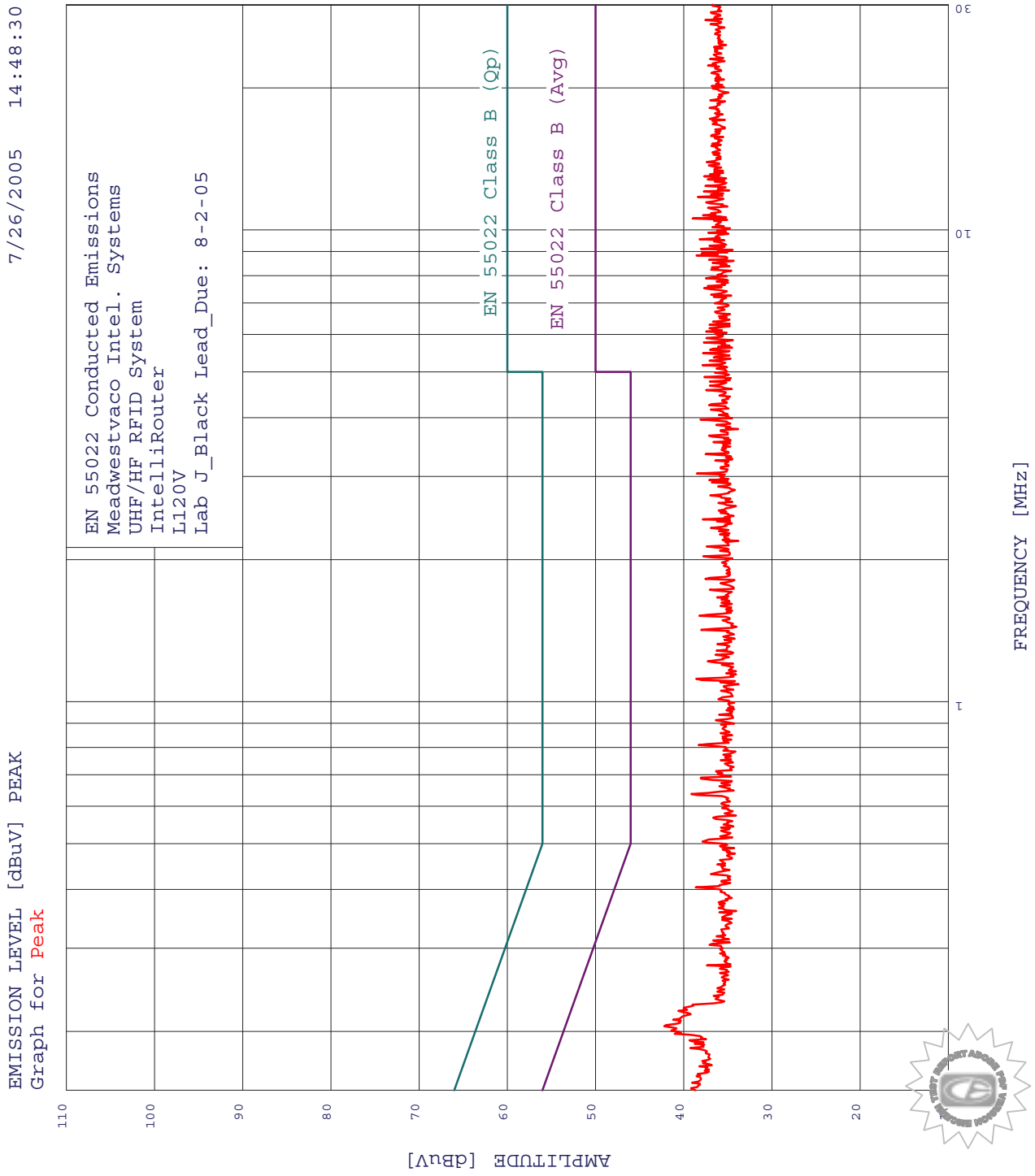
7/26/2005 14:48:30
EMISSION LEVEL [dBuV] PEAK
Graph for Peak
EN 55022 Conducted Emissions
Meadwestvaco Intel. Systems
UHF/HF RFID System
IntelliRouter
L120V
Lab J_Black Lead_Due: 8-2-05
EN 55022 Class B (Qp)
EN 55022 Class B (Avg)
AMPLITUDE [dBuV]
110
100
90
80
70
60
50
40
30
20
1
10
30
FREQUENCY [MHz]

```
EN 55022 Conducted Emissions    7/26/2005     14:48:30
Meadwestvaco Intel. Systems
UHF/HF RFID System
IntelliRouter
L120V
Lab J_Black Lead_Due: 8-2-05
TEST ENGINEER :  J. Madlangbayan
----------------------------------------------------
6 highest peaks above -50.00 dB of EN 55022 Class B (Avg) limit line
Peak criteria :  3.00 dB, Curve : Peak
Peak#  Freq(MHz)  Amp(dBuV)  Limit(dB)  Delta(dB)
  1     0.637     39.14       46.00      -6.86
  2     1.118     38.56       46.00      -7.44
  3     3.043     38.51       46.00      -7.49
  4     0.809     38.30       46.00      -7.70
  5     1.520     38.21       46.00      -7.79
  6     3.966     38.11       46.00      -7.89
-------------------------------------------------
```

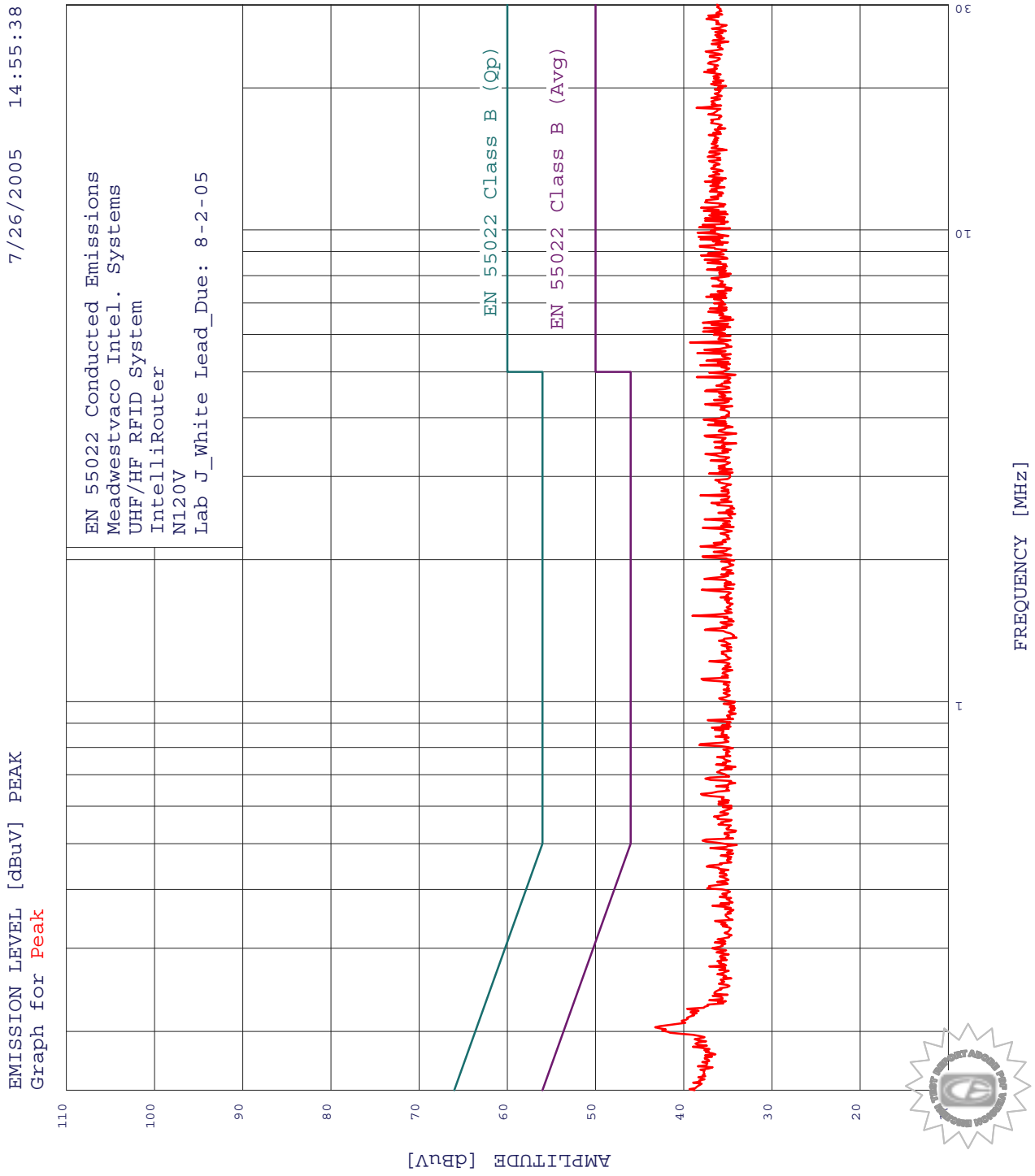
EMISSION LEVEL [dBuV] PEAK
Graph for Peak
7/26/2005 14:55:38
EN 55022 Conducted Emissions
Meadwestvaco Intel. Systems
UHF/HF RFID System
IntelliRouter
N120V
Lab J_White Lead_Due: 8-2-05
EN 55022 Class B (Qp)
EN 55022 Class B (Avg)
AMPLITUDE [dBuV]
110
100
90
80
70
60
50
40
30
20
1
10
30
FREQUENCY [MHz]

```
EN 55022 Conducted Emissions   7/26/2005     14:55:38
Meadwestvaco Intel. Systems
UHF/HF RFID System
IntelliRouter
N120V
Lab J_White Lead_Due: 8-2-05
TEST ENGINEER :  J. Madlangbayan
----------------------------------------------------
6 highest peaks above -50.00 dB of EN 55022 Class B (Avg) limit line
Peak criteria :  3.00 dB, Curve : Peak
Peak#  Freq(MHz)  Amp(dBuV)  Limit(dB)  Delta(dB)
  1     1.520     39.02       46.00      -6.98
  2     4.877     38.50       46.00      -7.50
  3     0.809     38.20       46.00      -7.80
  4     2.134     38.09       46.00      -7.91
  5     2.736     38.09       46.00      -7.91
  6     0.637     38.04       46.00      -7.96
-------------------------------------------------
```

RADIATED EMISSIONS (FCC SECTION 15.247 AND 15.205)

COMPANY	Vue Technology, Inc.	DATE	7/26/2005
EUT	IntelliRouter	DUTY CYCLE	N/A %
MODEL	34000003-001-RA	PEAK TO AVG	N/A dB
S/N	NONE	TEST DIST.	3 Meters
TEST ENGINEER	Joey Madlangbayan	LAB	J

Frequency MHz	Peak Reading (dBuV)	Average (A) or Quasi-Peak (QP)	Antenna Polar. (V or H)	Antenna Height (meters)	EUT Azimuth (degrees)	EUT Axis (X,Y,Z)	EUT Tx Channel	Antenna Factor (dB)	Cable Loss (dB)	Amplifier Gain (dB)	Distance Factor (dB)	Mixer Factor (dB)	*Corrected Reading (dBuV/m)	Delta ** (dB)	Spec Limit (dBuV/m)	Comments
2706.0000	44.4	A	H	2.0	0			29.1	2.0	30.0		0.0	45.5	-8.5	54.0	
2706.0000	47.5	A	V	4.0	180			29.1	2.0	30.0			48.6	-5.4	54.0	
2745.0000	48.5	A	H	2.0	180			29.2	2.0	30.0		0.0	49.7	-4.3	54.0	
2745.0000	49.6	48.1 A	V	2.0	90			29.2	2.0	30.0		0.0	49.3	-4.7	54.0	
2784.0000	49.4	47.5 A	H	3.0	180			29.3	2.0	30.0		0.0	48.9	-5.1	54.0	
2784.0000	49.5	47.3 A	V	2.0	180			29.3	2.0	30.0		0.0	48.7	-5.3	54.0	

* CORRECTED READING = METER READING + ANTENNA FACTOR + CABLE LOSS - AMPLIFIER GAIN
** DELTA = SPEC LIMIT - CORRECTED READING

RADIATED EMISSIONS (FCC SECTION 15.247 AND 15.205)

COMPANY	Vue Technology, Inc.	DATE	7/26/2005
EUT	IntelliRouter	DUTY CYCLE	N/A %
MODEL	34000003-001-RA	PEAK TO AVG	N/A dB
S/N	NONE	TEST DIST.	3 Meters
TEST ENGINEER	Joey Madlangbayan	LAB	J

Frequency MHz	Peak Reading (dBuV)	Average (A) or Quasi-Peak (QP)	Antenna Polar. (V or H)	Antenna Height (meters)	EUT Azimuth (degrees)	EUT Axis (X,Y,Z)	EUT Tx Channel	Antenna Factor (dB)	Cable Loss (dB)	Amplifier Gain (dB)	Distance Factor (dB)	Mixer Factor (dB)	*Corrected Reading (dBuV/m)	Delta ** (dB)	Spec Limit (dBuV/m)	Comments
3608.0000		A	H					30.6	2.4	29.2					54.0	no emission found
3608.0000		A	V					30.6	2.4	29.2					54.0	no emission found
3660.0000		A	H					30.6	2.5	29.2					54.0	no emission found
3660.0000		A	V					30.6	2.5	29.2					54.0	no emission found
3712.0000		A	H					30.6	2.6	29.1					54.0	no emission found
3712.0000		A	V					30.6	2.6	29.1					54.0	no emission found

* CORRECTED READING = METER READING + ANTENNA FACTOR + CABLE LOSS - AMPLIFIER GAIN
** DELTA = SPEC LIMIT - CORRECTED READING

RADIATED EMISSIONS (FCC SECTION 15.247 AND 15.205)

COMPANY	Vue Technology, Inc.	DATE	7/26/2005
EUT	IntelliRouter	DUTY CYCLE	N/A %
MODEL	34000003-001-RA	PEAK TO AVG	N/A dB
S/N	NONE	TEST DIST.	3 Meters
TEST ENGINEER	Joey Madlangbayan	LAB	J

Frequency MHz	Peak Reading (dBuV)	Average (A) or Quasi-Peak (QP)	Antenna Polar. (V or H)	Antenna Height (meters)	EUT Azimuth (degrees)	EUT Axis (X,Y,Z)	EUT Tx Channel	Antenna Factor (dB)	Cable Loss (dB)	Amplifier Gain (dB)	Distance Factor (dB)	Mixer Factor (dB)	*Corrected Reading (dBuV/m)	Delta ** (dB)	Spec Limit (dBuV/m)	Comments
4510.0000		A	H					31.2	2.5	28.3					54.0	no emission found
4510.0000		A	V					31.2	2.5	28.3					54.0	no emission found
4575.0000	44.8	40.2 A	H	2.0	180			31.5	2.5	28.2		0.0	46.0	-8.0	54.0	
4575.0000	46.1	42.1 A	V	4.0	180			31.5	2.5	28.2		0.0	47.9	-6.1	54.0	
4640.0000		A	H					31.7	2.6	28.2					54.0	no emission found
4640.0000		A	V					31.7	2.6	28.2					54.0	no emission found

* CORRECTED READING = METER READING + ANTENNA FACTOR + CABLE LOSS - AMPLIFIER GAIN
** DELTA = SPEC LIMIT - CORRECTED READING

RADIATED EMISSIONS (FCC SECTION 15.247 AND 15.205)

COMPANY	Vue Technology, Inc.	DATE	7/26/2005
EUT	IntelliRouter	DUTY CYCLE	N/A %
MODEL	34000003-001-RA	PEAK TO AVG	N/A dB
S/N	NONE	TEST DIST.	3 Meters
TEST ENGINEER	Joey Madlangbayan	LAB	J

Frequency MHz	Peak Reading (dBuV)	Average (A) or Quasi-Peak (QP)	Antenna Polar. (V or H)	Antenna Height (meters)	EUT Azimuth (degrees)	EUT Axis (X,Y,Z)	EUT Tx Channel	Antenna Factor (dB)	Cable Loss (dB)	Amplifier Gain (dB)	Distance Factor (dB)	Mixer Factor (dB)	*Corrected Reading (dBuV/m)	Delta ** (dB)	Spec Limit (dBuV/m)	Comments
5412.0000		A	H					33.7	2.8	27.5					54.0	no emission found
5412.0000		A	V					33.7	2.8	27.5					54.0	no emission found
5490.0000		A	H					33.9	2.8	27.4					54.0	no emission found
5490.0000		A	V					33.9	2.8	27.4					54.0	no emission found
5568.0000		A	H					33.9	2.8	27.4					54.0	no emission found
5568.0000		A	V					33.9	2.8	27.4					54.0	no emission found

* CORRECTED READING = METER READING + ANTENNA FACTOR + CABLE LOSS - AMPLIFIER GAIN
** DELTA = SPEC LIMIT - CORRECTED READING

RADIATED EMISSIONS (FCC SECTION 15.247 AND 15.205)

COMPANY	Vue Technology, Inc.	DATE	7/26/2005
EUT	IntelliRouter	DUTY CYCLE	N/A %
MODEL	34000003-001-RA	PEAK TO AVG	N/A dB
S/N	NONE	TEST DIST.	3 Meters
TEST ENGINEER	Joey Madlangbayan	LAB	J

Frequency MHz	Peak Reading (dBuV)	Average (A) or Quasi-Peak (QP)	Antenna Polar. (V or H)	Antenna Height (meters)	EUT Azimuth (degrees)	EUT Axis (X,Y,Z)	EUT Tx Channel	Antenna Factor (dB)	Cable Loss (dB)	Amplifier Gain (dB)	Distance Factor (dB)	Mixer Factor (dB)	*Corrected Reading (dBuV/m)	Delta ** (dB)	Spec Limit (dBuV/m)	Comments
6314.0000		A	H					34.4	3.1	28.0					54.0	no emission found
6314.0000		A	V					34.4	3.1	28.0					54.0	no emission found
6405.0000		A	H					34.5	3.1	28.0					54.0	no emission found
6405.0000		A	V					34.5	3.1	28.0					54.0	no emission found
6496.0000		A	H					34.7	3.2	28.1					54.0	no emission found
6496.0000		A	V					34.7	3.2	28.1					54.0	no emission found

* CORRECTED READING = METER READING + ANTENNA FACTOR + CABLE LOSS - AMPLIFIER GAIN
** DELTA = SPEC LIMIT - CORRECTED READING

RADIATED EMISSIONS (FCC SECTION 15.247 AND 15.205)

COMPANY	Vue Technology, Inc.	DATE	7/26/2005
EUT	IntelliRouter	DUTY CYCLE	N/A %
MODEL	34000003-001-RA	PEAK TO AVG	N/A dB
S/N	NONE	TEST DIST.	3 Meters
TEST ENGINEER	Joey Madlangbayan	LAB	J

Frequency MHz	Peak Reading (dBuV)	Average (A) or Quasi-Peak (QP)	Antenna Polar. (V or H)	Antenna Height (meters)	EUT Azimuth (degrees)	EUT Axis (X,Y,Z)	EUT Tx Channel	Antenna Factor (dB)	Cable Loss (dB)	Amplifier Gain (dB)	Distance Factor (dB)	Mixer Factor (dB)	*Corrected Reading (dBuV/m)	Delta ** (dB)	Spec Limit (dBuV/m)	Comments
7216.0000		A	H					37.0	3.4	28.4					54.0	no emission found
7216.0000		A	V					37.0	3.4	28.4					54.0	no emission found
7320.0000		A	H					37.2	3.5	28.4					54.0	no emission found
7320.0000		A	V					37.2	3.5	28.4					54.0	no emission found
7424.0000		A	H					37.4	3.5	28.4					54.0	no emission found
7424.0000		A	V					37.4	3.5	28.4					54.0	no emission found

* CORRECTED READING = METER READING + ANTENNA FACTOR + CABLE LOSS - AMPLIFIER GAIN
** DELTA = SPEC LIMIT - CORRECTED READING

RADIATED EMISSIONS (FCC SECTION 15.247 AND 15.205)

COMPANY	Vue Technology, Inc.	DATE	7/26/2005
EUT	IntelliRouter	DUTY CYCLE	N/A %
MODEL	34000003-001-RA	PEAK TO AVG	N/A dB
S/N	NONE	TEST DIST.	3 Meters
TEST ENGINEER	Joey Madlangbayan	LAB	J

Frequency MHz	Peak Reading (dBuV)	Average (A) or Quasi-Peak (QP)	Antenna Polar. (V or H)	Antenna Height (meters)	EUT Azimuth (degrees)	EUT Axis (X,Y,Z)	EUT Tx Channel	Antenna Factor (dB)	Cable Loss (dB)	Amplifier Gain (dB)	Distance Factor (dB)	Mixer Factor (dB)	*Corrected Reading (dBuV/m)	Delta ** (dB)	Spec Limit (dBuV/m)	Comments
8118.0000		A	H					37.7	3.7	28.2					**54.0**	**no emission found**
8118.0000		A	V					37.7	3.7	28.2					**54.0**	**no emission found**
8235.0000		A	H					37.8	3.9	28.2					**54.0**	**no emission found**
8235.0000		A	V					37.8	3.9	28.2					**54.0**	**no emission found**
8352.0000		A	H					38.0	3.9	28.2					**54.0**	**no emission found**
8352.0000		A	V					38.0	3.9	28.2					**54.0**	**no emission found**

* CORRECTED READING = METER READING + ANTENNA FACTOR + CABLE LOSS - AMPLIFIER GAIN
** DELTA = SPEC LIMIT - CORRECTED READING

RADIATED EMISSIONS (FCC SECTION 15.247 AND 15.205)

COMPANY	Vue Technology, Inc.	DATE	7/26/2005
EUT	IntelliRouter	DUTY CYCLE	N/A %
MODEL	34000003-001-RA	PEAK TO AVG	N/A dB
S/N	NONE	TEST DIST.	3 Meters
TEST ENGINEER	Joey Madlangbayan	LAB	J

Frequency MHz	Peak Reading (dBuV)	Average (A) or Quasi-Peak (QP)	Antenna Polar. (V or H)	Antenna Height (meters)	EUT Azimuth (degrees)	EUT Axis (X,Y,Z)	EUT Tx Channel	Antenna Factor (dB)	Cable Loss (dB)	Amplifier Gain (dB)	Distance Factor (dB)	Mixer Factor (dB)	*Corrected Reading (dBuV/m)	Delta ** (dB)	Spec Limit (dBuV/m)	Comments
9020.0000		A	H					38.3	4.3	28.7					54.0	no emission found
9020.0000		A	V					38.3	4.3	28.7					54.0	no emission found
9150.0000		A	H					38.7	4.3	28.5					54.0	no emission found
9150.0000		A	V					38.7	4.3	28.5					54.0	no emission found
9280.0000		A	H					39.0	4.3	28.3					54.0	no emission found
9280.0000		A	V					39.0	4.3	28.3					54.0	no emission found

* CORRECTED READING = METER READING + ANTENNA FACTOR + CABLE LOSS - AMPLIFIER GAIN
** DELTA = SPEC LIMIT - CORRECTED READING