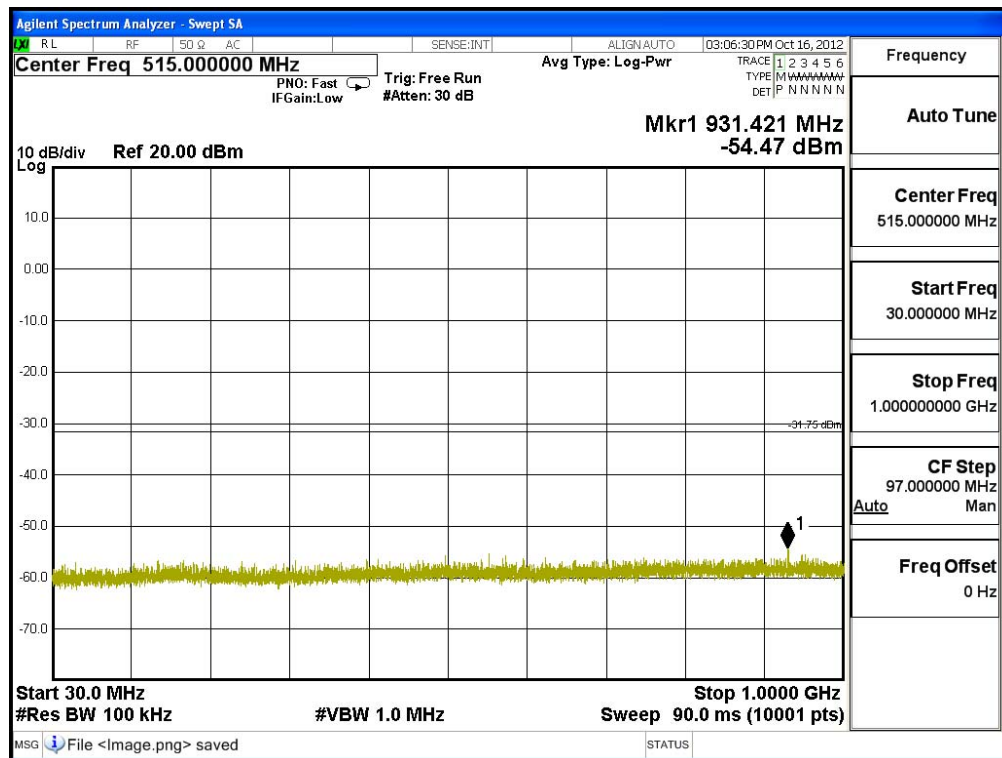
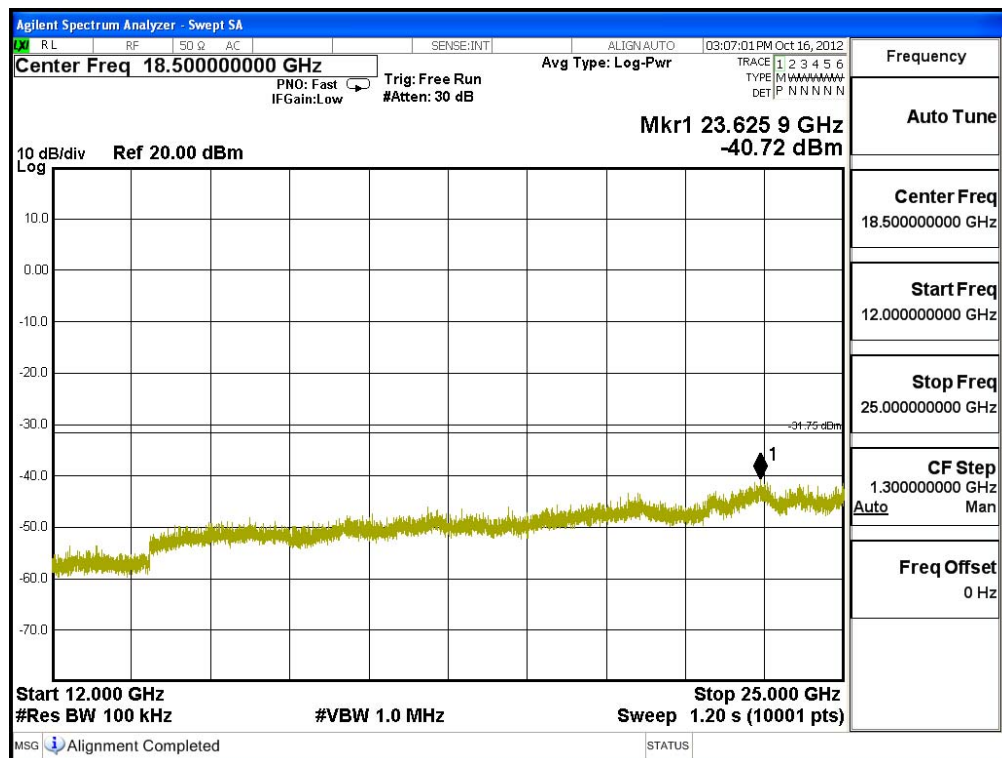
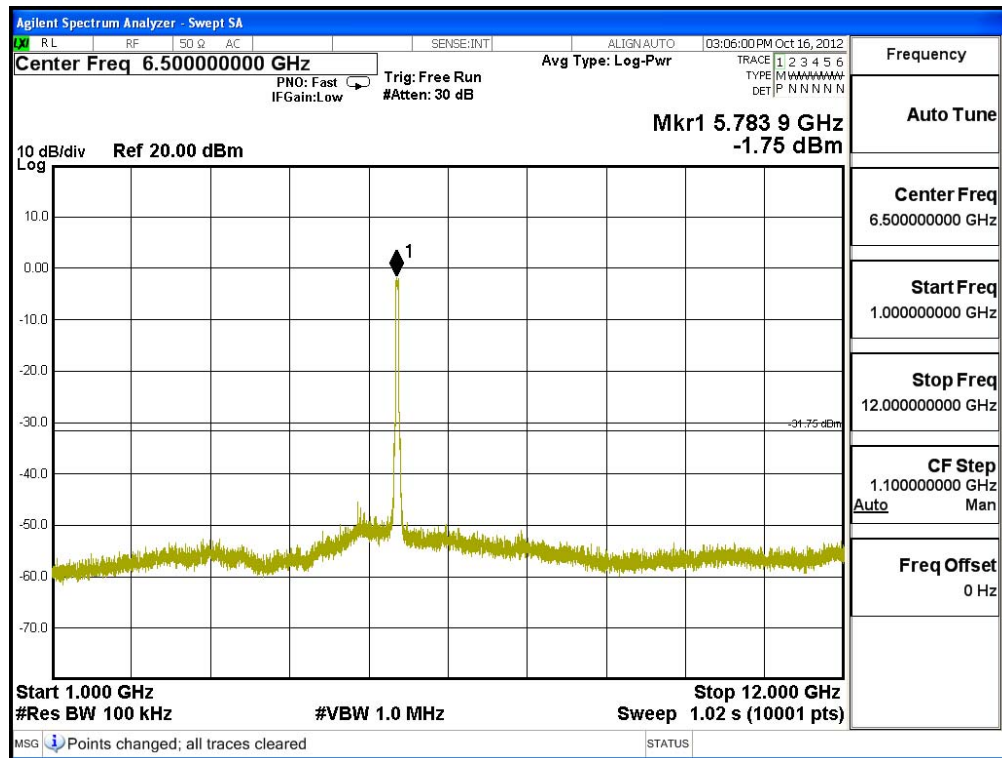
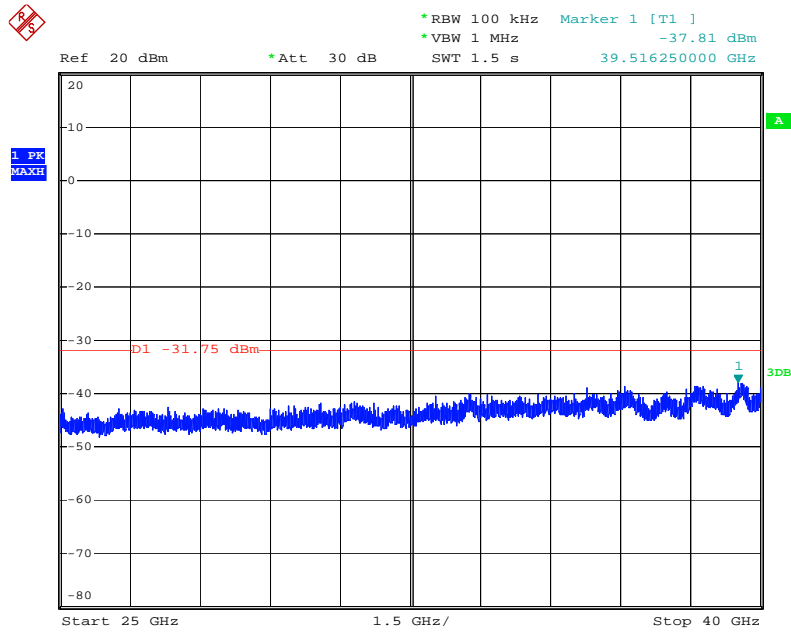


Date: 6.MAY.2003 14:57:55

Channel 159 (5795MHz) 30MHz -40GHz-Chain B

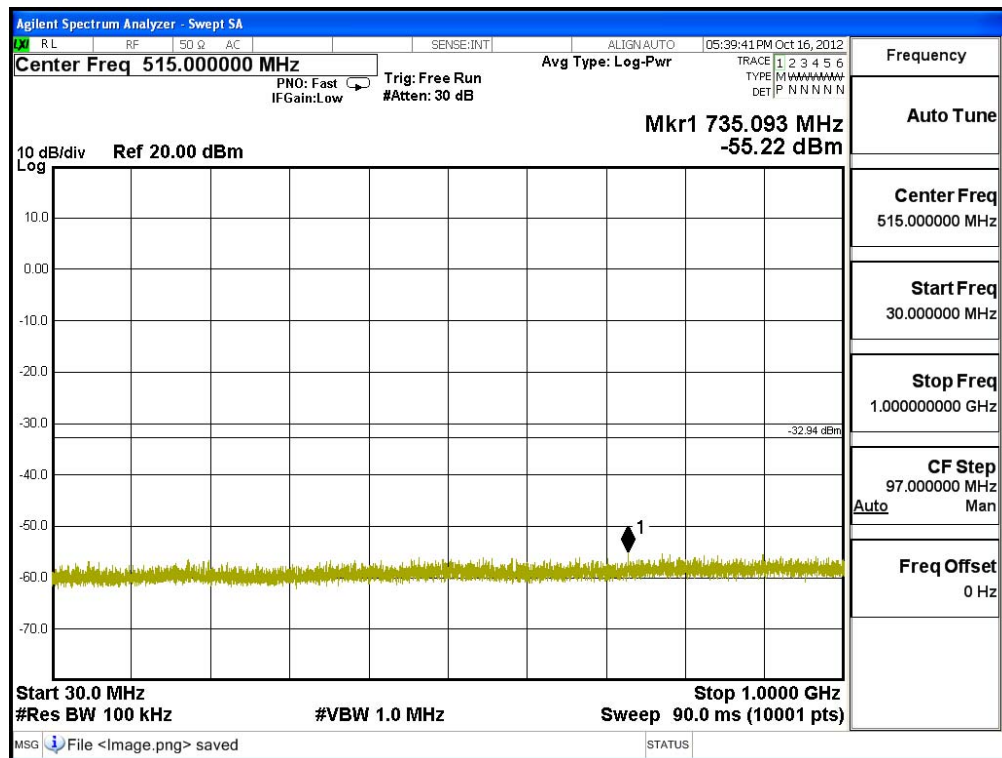


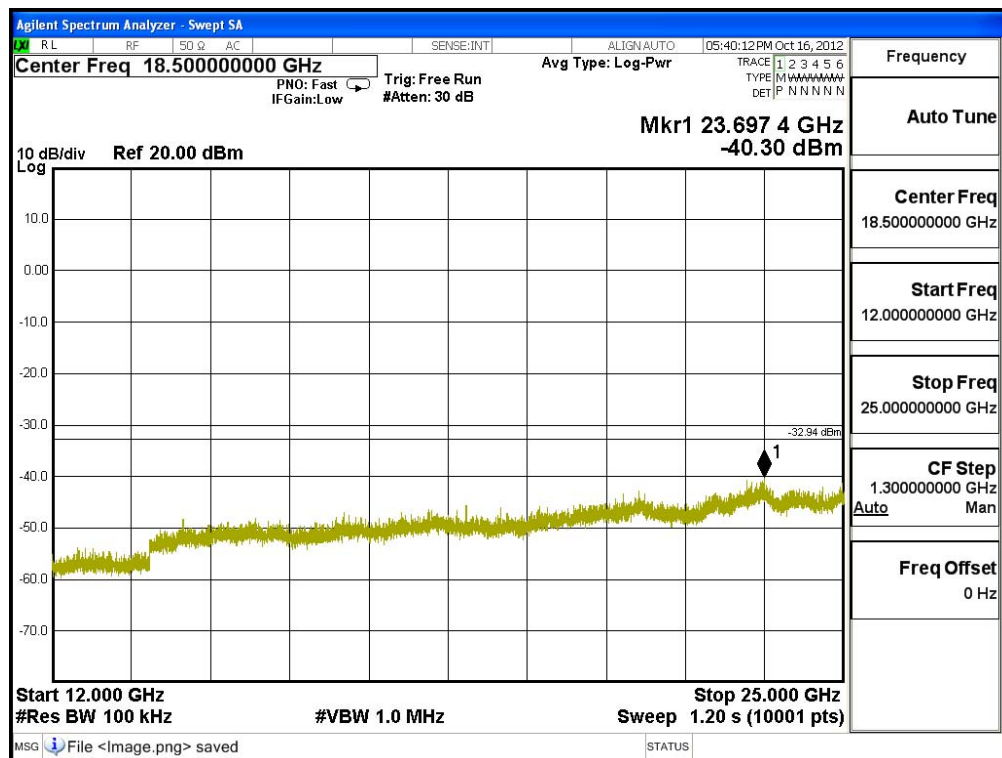
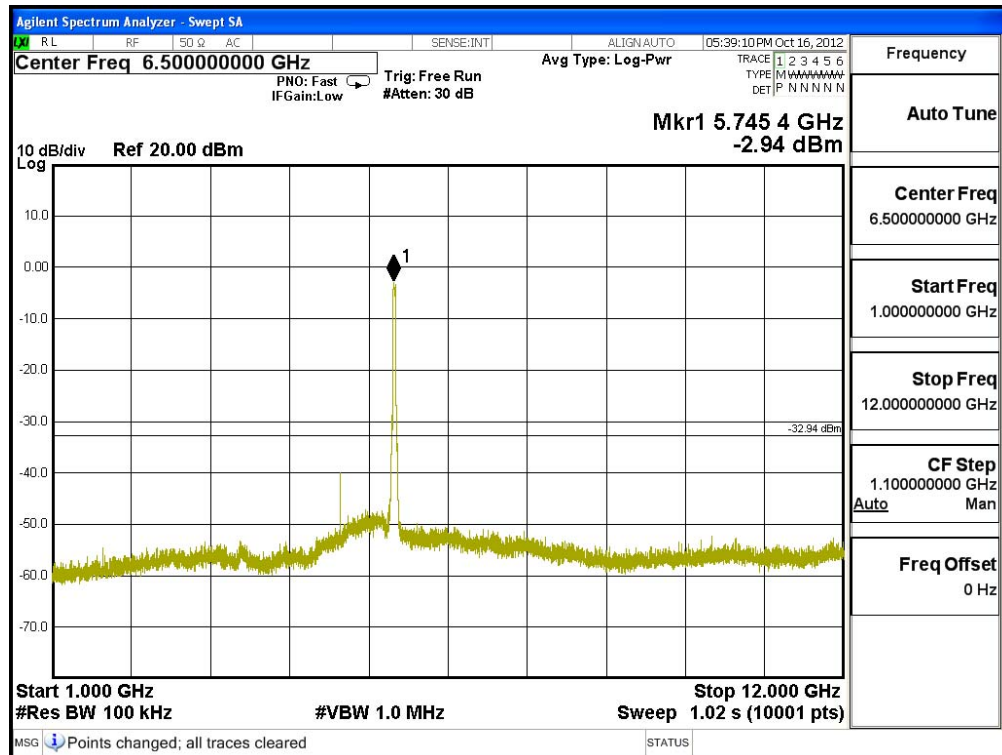


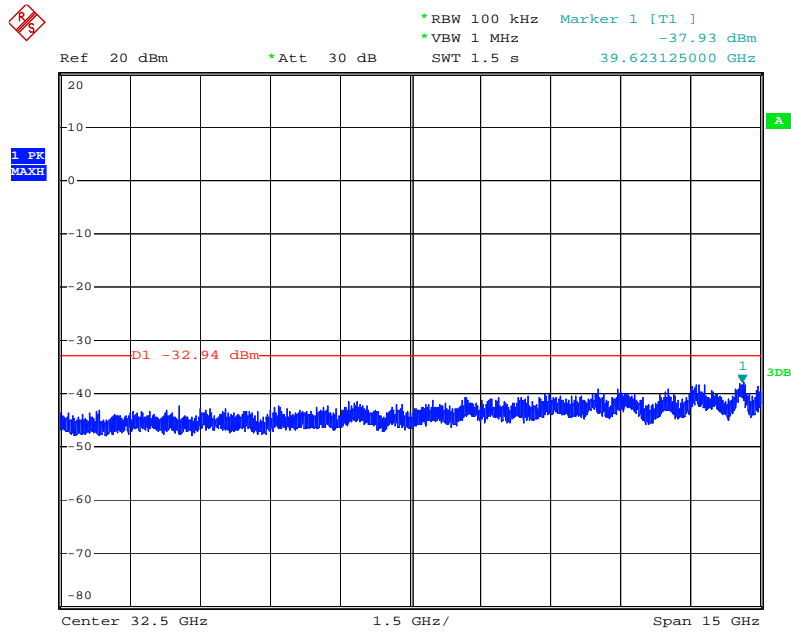


Date: 6.MAY.2003 14:57:02

Channel 151 (5755MHz) 30MHz -40GHz-Chain C

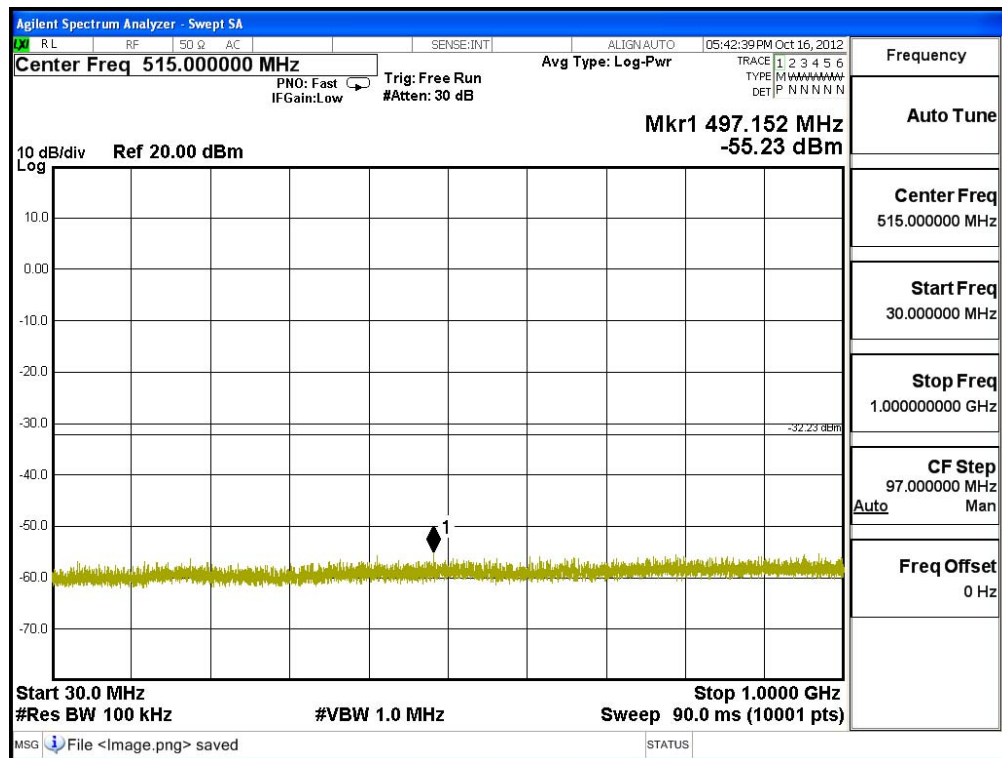


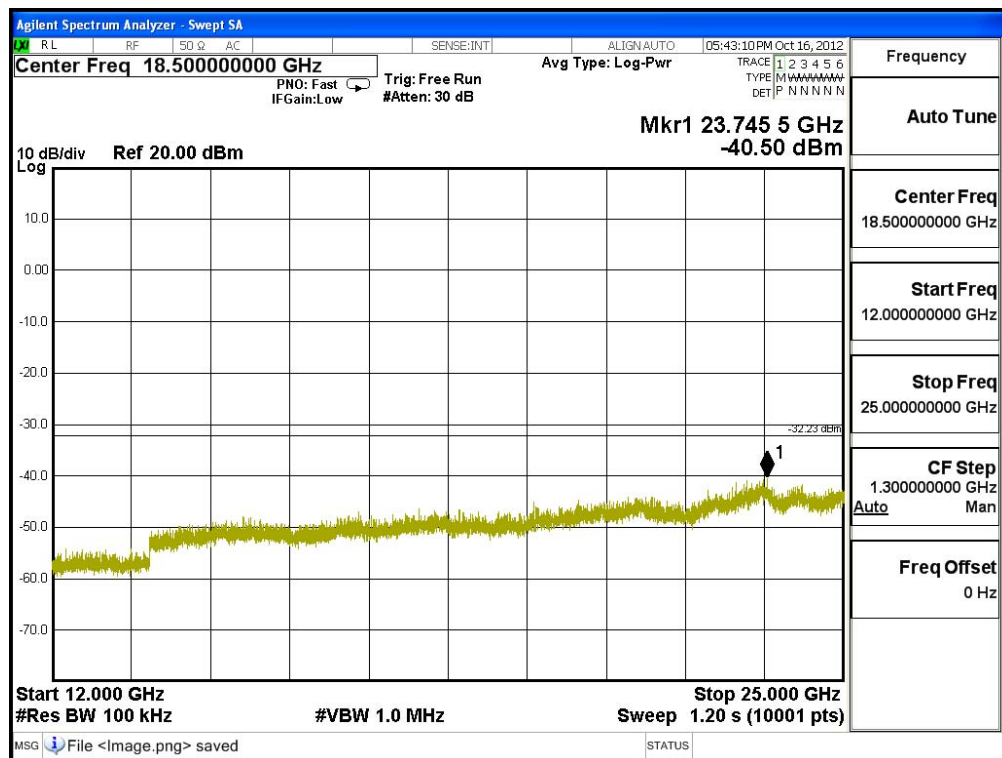
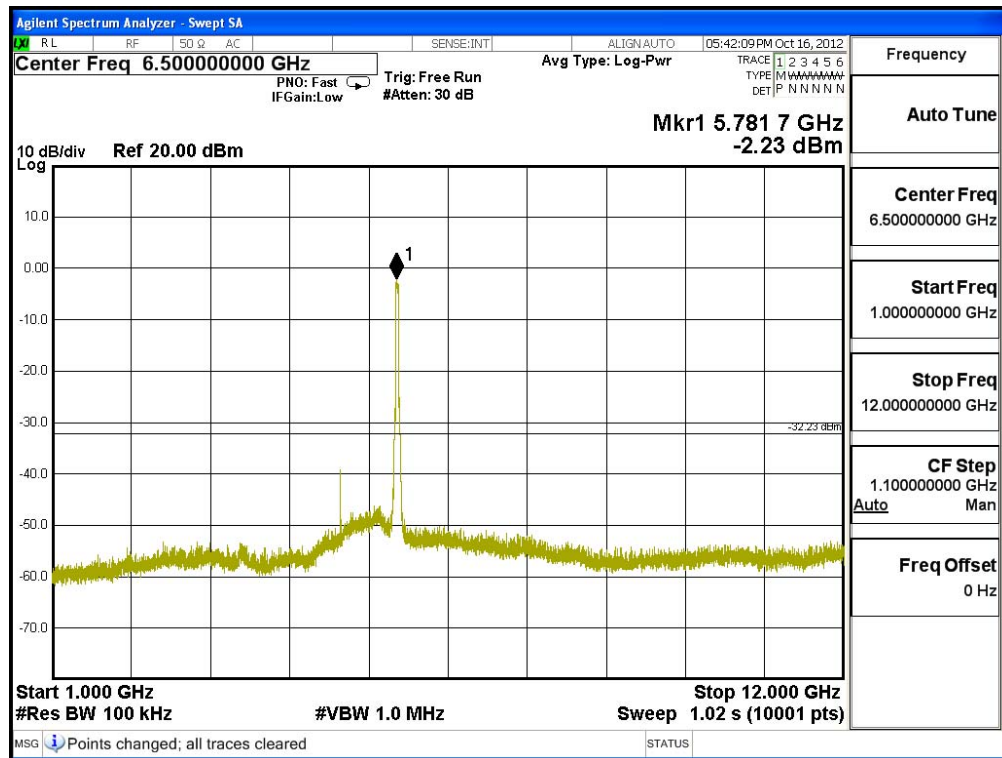


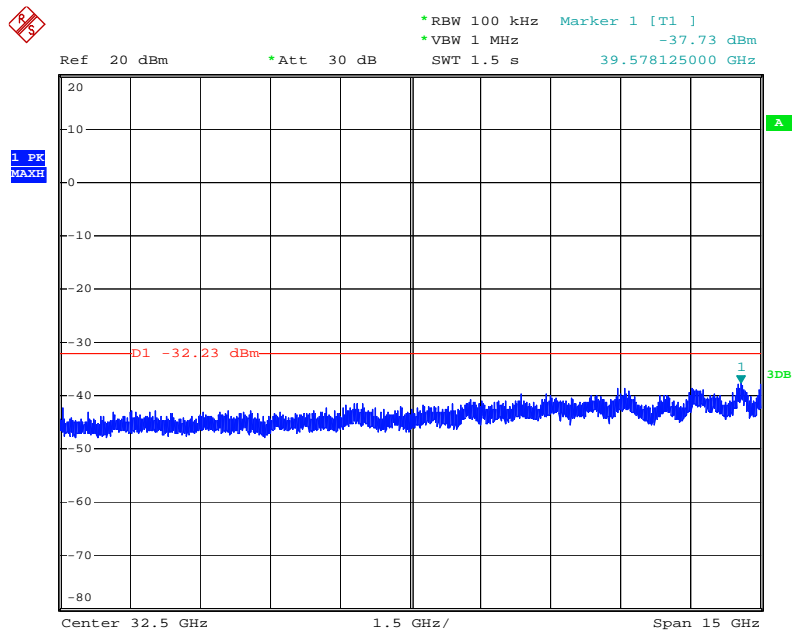


Date: 6.MAY.2003 15:09:28

Channel 159 (5795MHz) 30MHz -40GHz-Chain C







Date: 6.MAY.2003 15:10:27

6. Band Edge

6.1. Test Equipment

RF Conducted Measurement

The following test equipments are used during the band edge tests:

	Equipment	Manufacturer	Model No./Serial No.	Last Cal.
	Spectrum Analyzer	R&S	FSP40 / 100170	Jun, 2012
	Spectrum Analyzer	Agilent	E4407B / US39440758	Jun, 2012
X	Spectrum Analyzer	Agilent	N9010A / MY48030495	Apr., 2012

Note:

1. All equipments are calibrated with traceable calibrations. Each calibration is traceable to the national or international standards.
2. The test instruments marked with “X” are used to measure the final test results.

RF Radiated Measurement:

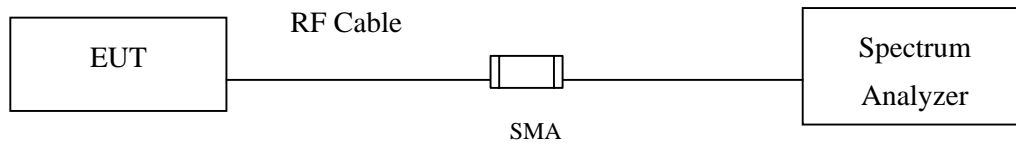
The following test equipments are used during the band edge tests:

Test Site		Equipment	Manufacturer	Model No./Serial No.	Last Cal.
Site # 3		Bilog Antenna	Schaffner Chase	CBL6112B/2673	Sep., 2012
	X	Horn Antenna	Schwarzbeck	BBHA9120D/D305	Sep., 2012
		Horn Antenna	Schwarzbeck	BBHA9170/208	Jul., 2012
		Pre-Amplifier	QTK	QTK-AMP-03 / 0003	May, 2012
	X	Pre-Amplifier	QTK	AP-180C / CHM_0906076	Sep., 2012
		Pre-Amplifier	MITEQ	AMF-4D-180400-45-6P/ 925975	Mar, 2012
	X	Spectrum Analyzer	Agilent	E4407B / US39440758	May, 2012
		Test Receiver	R & S	ESCS 30/ 825442/018	Sep., 2012
	X	Coaxial Cable	Quietek	QTK-CABLE/ CAB5	Feb., 2012
	X	Controller	Quietek	QTK-CONTROLLER/ CTRL3	N/A
	X	Coaxial Switch	Anritsu	MP59B/6200265729	N/A

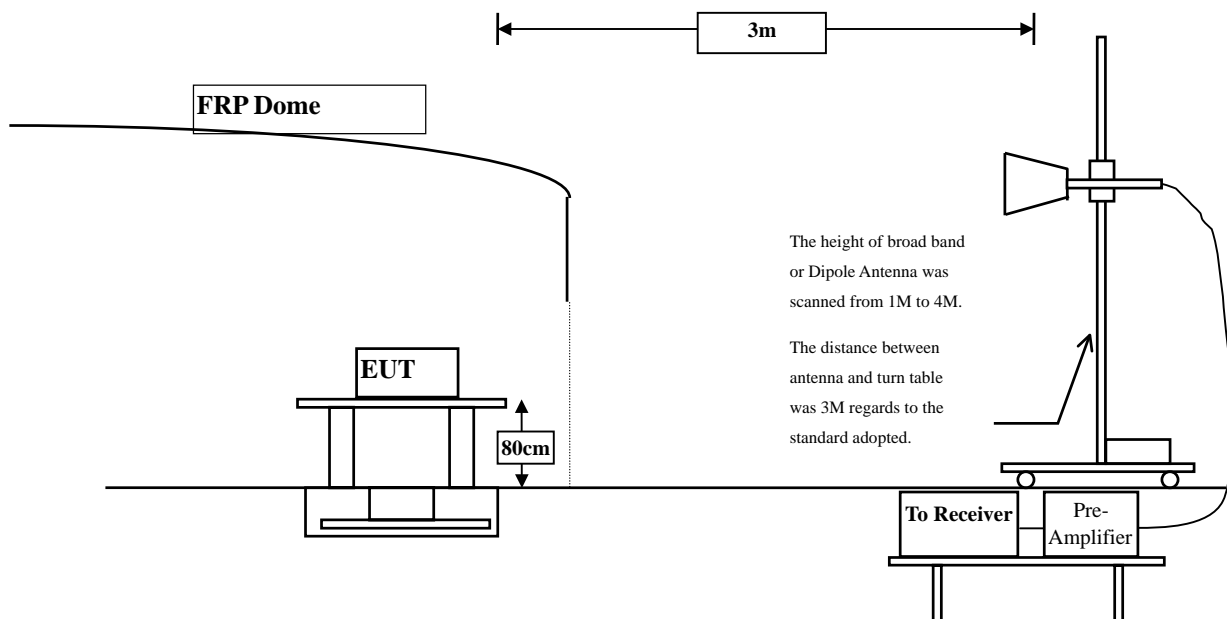
- Note:
1. All instruments are calibrated every one year.
 2. The test instruments marked by “X” are used to measure the final test results.

6.2. Test Setup

RF Conducted Measurement



RF Radiated Measurement:



6.3. Limits

Emissions radiated outside of the specified frequency bands, except for harmonics, shall be attenuated by at least 30dB below the level of the fundamental or to the general radiated emission limits in paragraph 15.209, whichever is the lesser attenuation.

6.4. Test Procedure

The EUT was setup according to ANSI C63.4, 2003 and tested according to DTS test procedure of Jan. 2012 KDB558074 for compliance to FCC 47CFR 15.247 requirements.

The EUT is placed on a turn table which is 0.8 meter above ground. The turn table is rotated 360 degrees to determine the position of the maximum emission level. The EUT was positioned such that the distance from antenna to the EUT was 3 meters.

The antenna is scanned from 1 meter to 4 meters to find out the maximum emission level. This is repeated for both horizontal and vertical polarization of the antenna. In order to find the maximum emission, all of the interface cables were manipulated according to ANSI C63.4:2003 on radiated measurement.

6.5. Uncertainty

± 3.9 dB above 1GHz

± 3.8 dB below 1GHz

6.6. Test Result of Band Edge

Product : SpectraGuardR Access Point / Sensor
 Test Item : Band Edge
 Test Site : No.3 OATS
 Test Mode : Mode 1: Transmit (802.11b 1Mbps)(Dipole Antenna)

RF Radiated Measurement (Horizontal):

Channel No.	Frequency (MHz)	Correct Factor (dB)	Reading Level (dBuV)	Emission Level (dBuV/m)	Peak Limit (dBuV/m)	Average Limit (dBuV/m)	Result
01 (Peak)	2387.000	31.736	32.035	63.771	74.00	54.00	Pass
01 (Peak)	2390.000	31.739	31.213	62.952	74.00	54.00	Pass
01 (Peak)	2413.000	31.775	88.378	120.152	--	--	Pass
01 (Average)	2390.000	31.739	20.732	52.471	74.00	54.00	Pass
01 (Average)	2412.800	31.775	84.581	116.355	--	--	Pass

Figure Channel 01:

Horizontal (Peak)

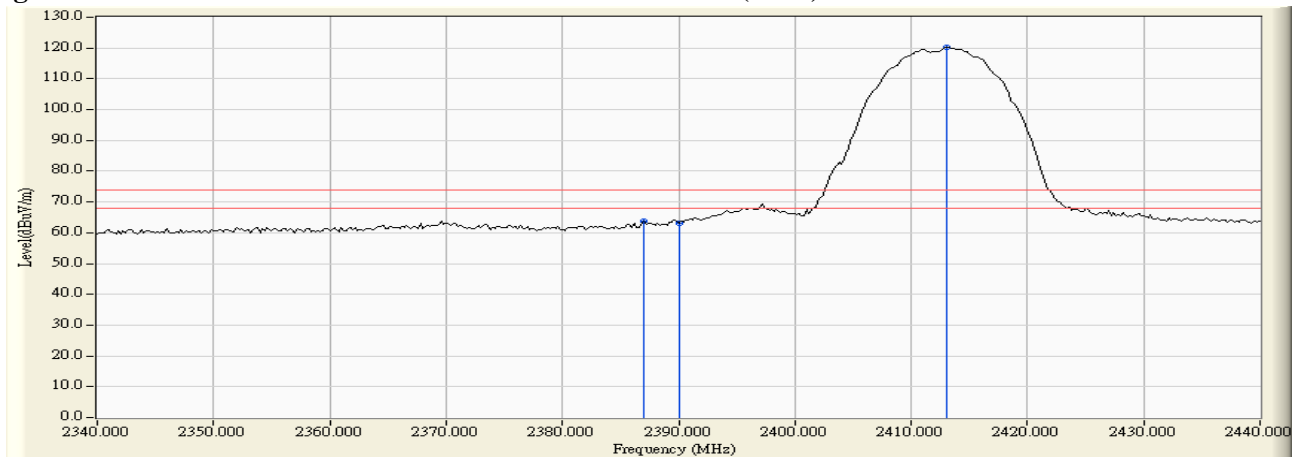
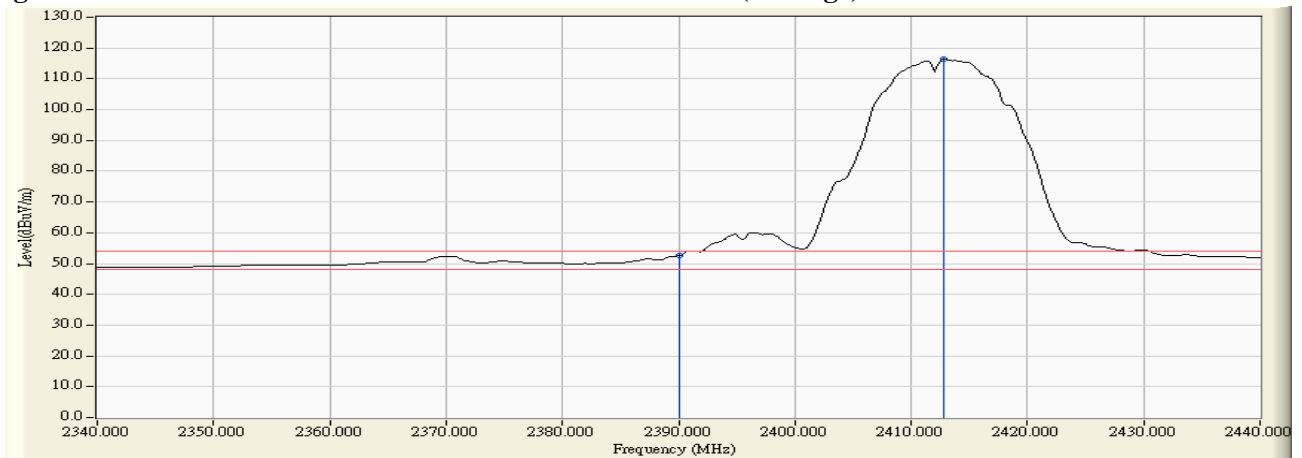


Figure Channel 01:

Horizontal (Average)



Note:

1. All readings above 1GHz are performed with peak and/or average measurements as necessary.
2. Peak measurements: RBW = 1MHz, VBW = 3 MHz, Sweep: Auto.
3. Average measurements: RBW = 1MHz, VBW = 10 Hz, Sweep: Auto.
4. “ * ”, means this data is the worst emission level.
5. Measurement Level = Reading Level + Correct Factor.
6. The average measurement was not performed when the peak measured data under the limit of average detection.

Product : SpectraGuardR Access Point / Sensor
 Test Item : Band Edge
 Test Site : No.3 OATS
 Test Mode : Mode 1: Transmit (802.11b 1Mbps)(Dipole Antenna)

RF Radiated Measurement (Vertical):

Channel No.	Frequency (MHz)	Correct Factor (dB)	Reading Level (dBuV)	Emission Level (dBuV/m)	Peak Limit (dBuV/m)	Average Limit (dBuV/m)	Result
01 (Peak)	2386.000	30.295	24.952	55.247	74.00	54.00	Pass
01 (Peak)	2390.000	30.267	24.060	54.327	74.00	54.00	Pass
01 (Peak)	2414.600	30.261	74.343	104.604	--	--	Pass
01 (Average)	2386.000	30.295	12.346	42.641	74.00	54.00	Pass
01 (Average)	2390.000	30.267	12.458	42.725	74.00	54.00	Pass
01 (Average)	2414.800	30.261	71.139	101.401	--	--	Pass

Figure Channel 01:

Vertical (Peak)

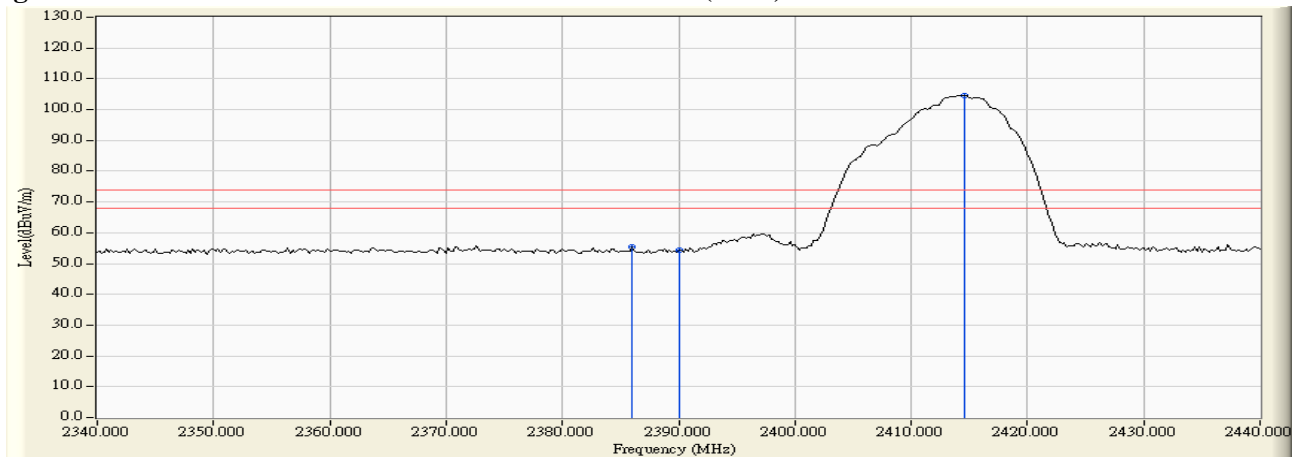
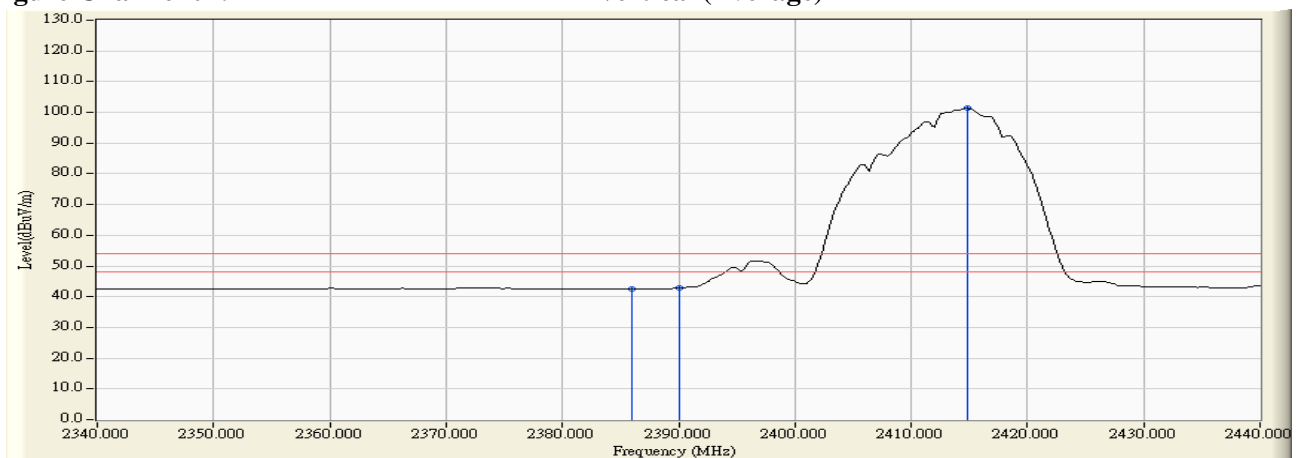


Figure Channel 01:

Vertical (Average)



Note:

1. All readings above 1GHz are performed with peak and/or average measurements as necessary.
2. Peak measurements: RBW = 1MHz, VBW = 3 MHz, Sweep: Auto.
3. Average measurements: RBW = 1MHz, VBW = 10 Hz, Sweep: Auto.
4. “ * ”, means this data is the worst emission level.
5. Measurement Level = Reading Level + Correct Factor.
6. The average measurement was not performed when the peak measured data under the limit of average detection.

Product : SpectraGuardR Access Point / Sensor
 Test Item : Band Edge
 Test Site : No.3 OATS
 Test Mode : Mode 1: Transmit (802.11b 1Mbps)(Dipole Antenna)

RF Radiated Measurement (Horizontal):

Channel No.	Frequency (MHz)	Correct Factor (dB)	Reading Level (dBuV)	Emission Level (dBuV/m)	Peak Limit (dBuV/m)	Average Limit (dBuV/m)	Result
11 (Peak)	2462.900	31.895	87.591	119.486	--	--	Pass
11 (Peak)	2483.500	31.951	31.496	63.446	74.00	54.00	Pass
11 (Average)	2462.700	31.895	83.018	114.912	--	--	Pass
11 (Average)	2483.500	31.951	19.591	51.541	74.00	54.00	Pass
11 (Average)	2499.900	31.963	20.490	52.453	74.00	54.00	Pass

Figure Channel 11:

Horizontal (Peak)

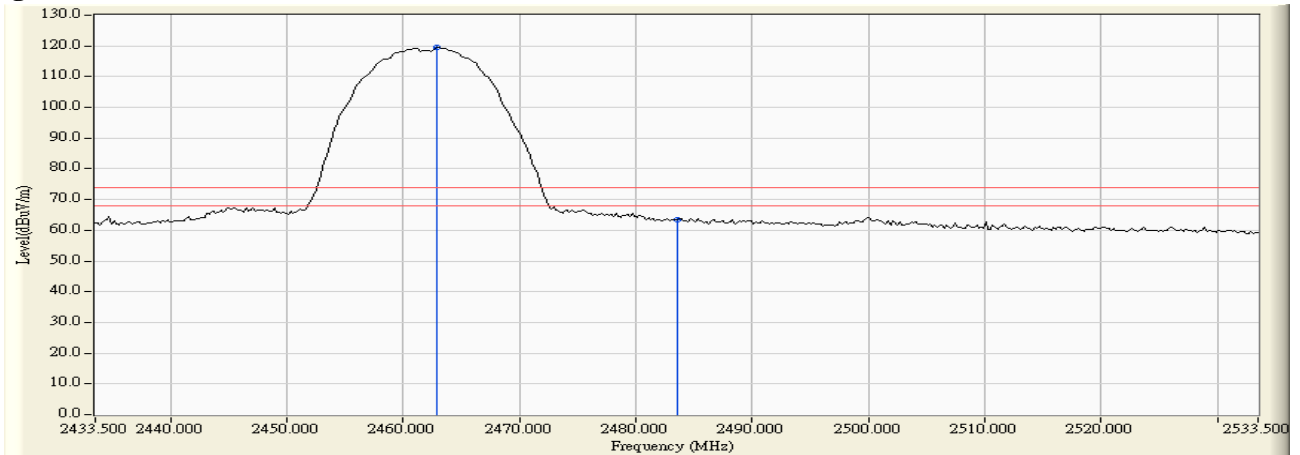
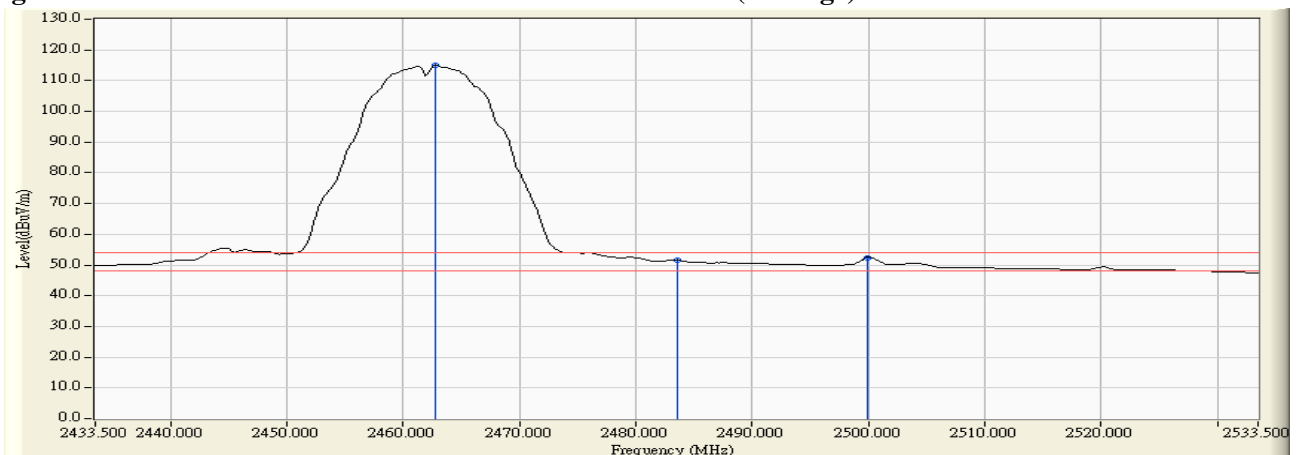


Figure Channel 11:

Horizontal (Average)



Note:

1. All readings above 1GHz are performed with peak and/or average measurements as necessary.
2. Peak measurements: RBW = 1MHz, VBW = 3 MHz, Sweep: Auto.
3. Average measurements: RBW = 1MHz, VBW = 10 Hz, Sweep: Auto.
4. “ * ”, means this data is the worst emission level.
5. Measurement Level = Reading Level + Correct Factor.
6. The average measurement was not performed when the peak measured data under the limit of average detection.

Product : SpectraGuardR Access Point / Sensor
 Test Item : Band Edge
 Test Site : No.3 OATS
 Test Mode : Mode 1: Transmit (802.11b 1Mbps)(Dipole Antenna)

RF Radiated Measurement (Vertical):

Channel No.	Frequency (MHz)	Correct Factor (dB)	Reading Level (dBuV)	Emission Level (dBuV/m)	Peak Limit (dBuV/m)	Average Limit (dBuV/m)	Result
11 (Peak)	2460.900	30.476	69.567	100.042	--	--	Pass
11 (Peak)	2483.500	30.586	22.241	52.826	74.00	54.00	Pass
11 (Peak)	2485.500	30.595	23.462	54.057	74.00	54.00	Pass
11 (Average)	2461.300	30.477	66.082	96.559	--	--	Pass
11 (Average)	2483.500	30.586	11.762	42.347	74.00	54.00	Pass
11 (Average)	2485.500	30.595	11.700	42.295	74.00	54.00	Pass

Figure Channel 11:

Vertical (Peak)

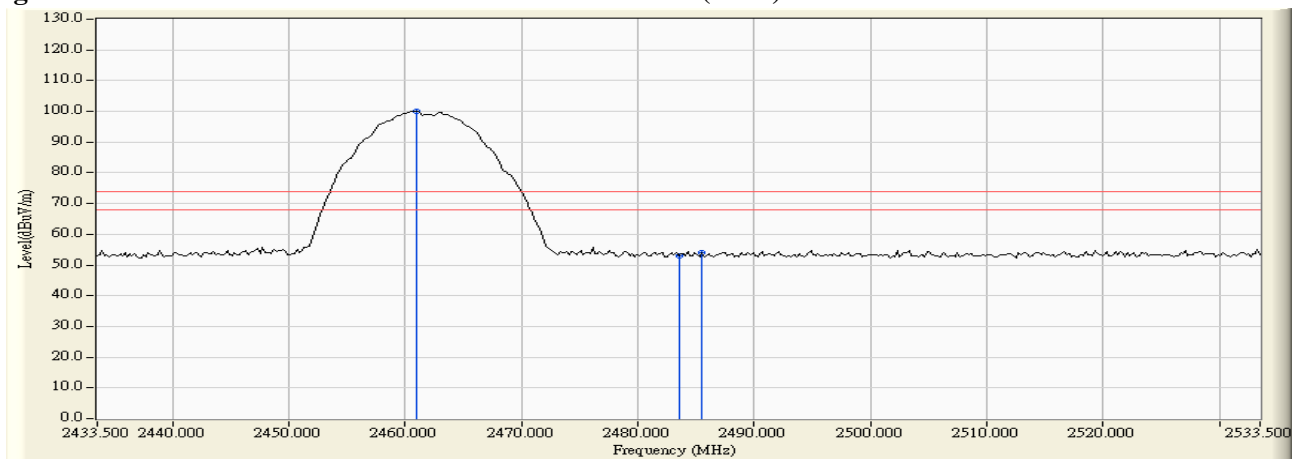
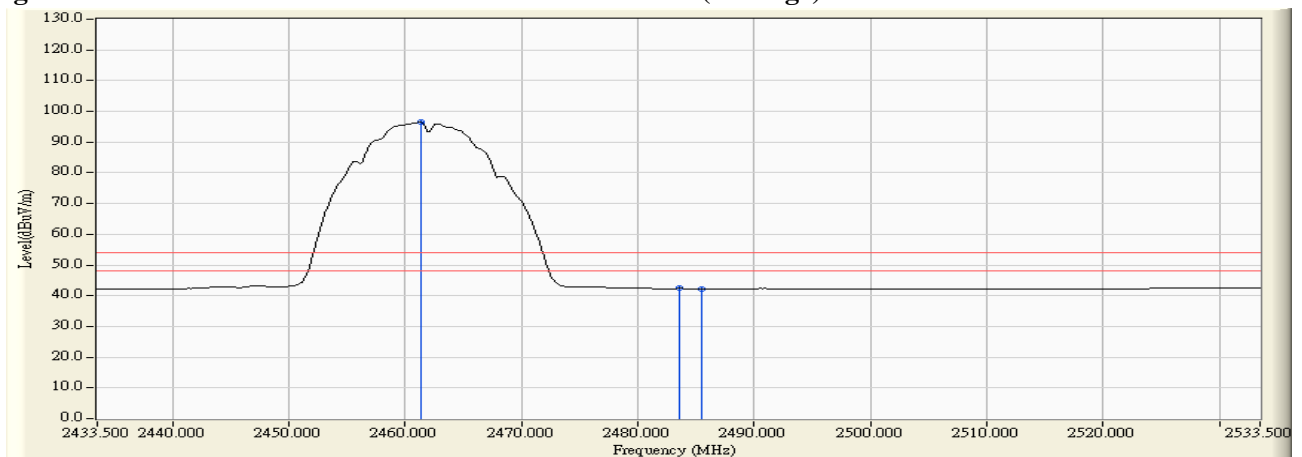


Figure Channel 11:

Vertical (Average)



Note:

1. All readings above 1GHz are performed with peak and/or average measurements as necessary.
2. Peak measurements: RBW = 1MHz, VBW = 3 MHz, Sweep: Auto.
3. Average measurements: RBW = 1MHz, VBW = 10 Hz, Sweep: Auto.
4. “ * ”, means this data is the worst emission level.
5. Measurement Level = Reading Level + Correct Factor.
6. The average measurement was not performed when the peak measured data under the limit of average detection.

Product : SpectraGuardR Access Point / Sensor
 Test Item : Band Edge
 Test Site : No.3 OATS
 Test Mode : Mode 2: Transmit (802.11g 6Mbps)(Dipole Antenna)

RF Radiated Measurement (Horizontal):

Channel No.	Frequency (MHz)	Correct Factor (dB)	Reading Level (dBuV)	Emission Level (dBuV/m)	Peak Limit (dBuV/m)	Average Limit (dBuV/m)	Result
01 (Peak)	2388.800	31.738	41.056	72.794	74.00	54.00	Pass
01 (Peak)	2390.000	31.739	38.814	70.553	74.00	54.00	Pass
01 (Peak)	2419.100	31.788	82.777	114.566	--	--	Pass
01(Average)	2390.000	31.739	18.872	50.611	74.00	54.00	Pass
01 (Average)	2419.400	31.790	71.978	103.767	--	--	Pass

Figure Channel 01:

Horizontal (Peak)

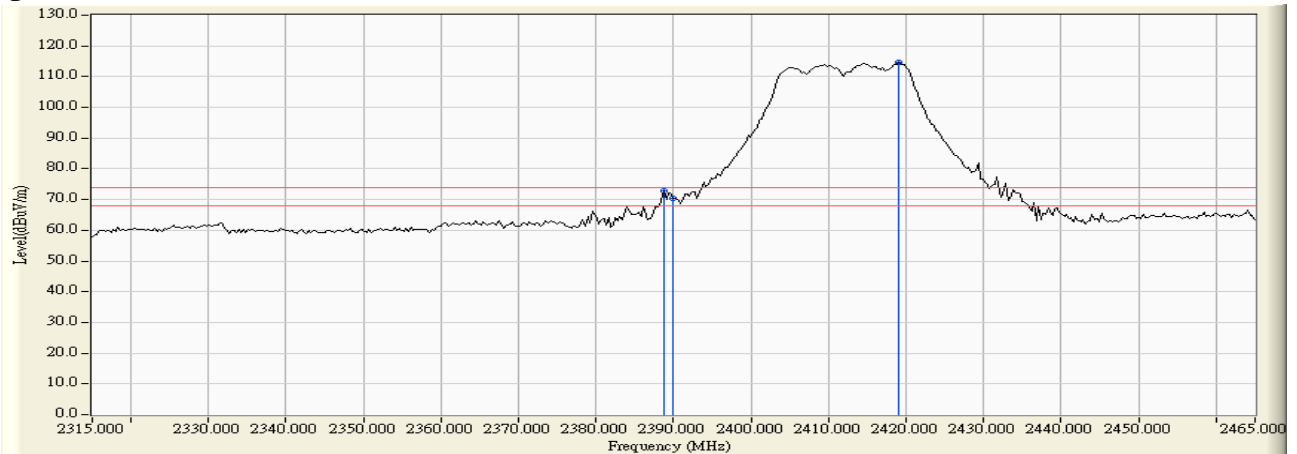
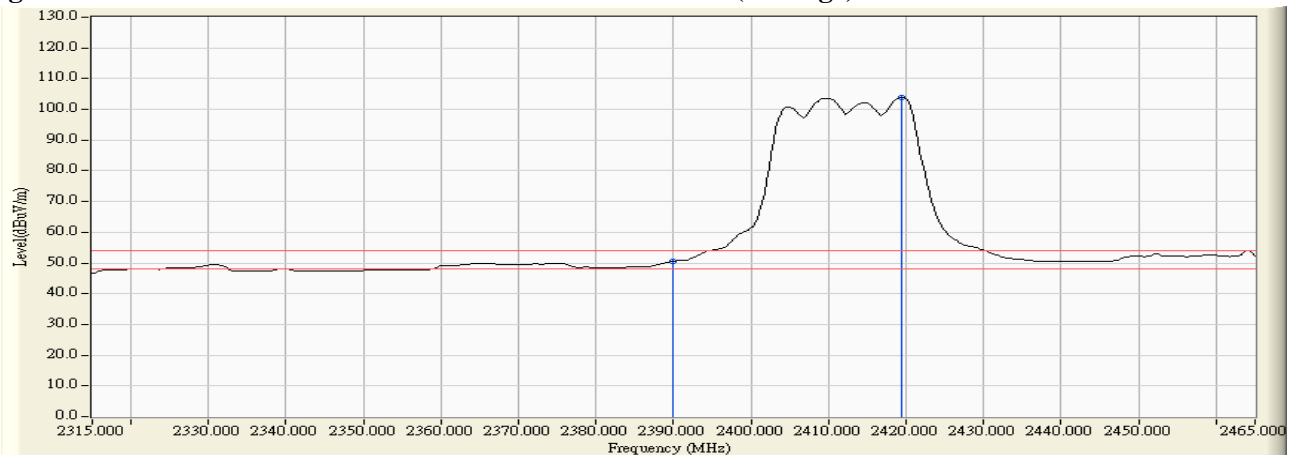


Figure Channel 01:

Horizontal (Average)



Note:

1. All readings above 1GHz are performed with peak and/or average measurements as necessary.
2. Peak measurements: RBW = 1MHz, VBW = 3 MHz, Sweep: Auto.
3. Average measurements: RBW = 1MHz, VBW = 10 Hz, Sweep: Auto.
4. “ * ”, means this data is the worst emission level.
5. Measurement Level = Reading Level + Correct Factor.
6. The average measurement was not performed when the peak measured data under the limit of average detection.

Product : SpectraGuardR Access Point / Sensor
 Test Item : Band Edge
 Test Site : No.3 OATS
 Test Mode : Mode 2: Transmit (802.11g 6Mbps)(Dipole Antenna)

RF Radiated Measurement (Vertical):

Channel No.	Frequency (MHz)	Correct Factor (dB)	Reading Level (dBuV)	Emission Level (dBuV/m)	Peak Limit (dBuV/m)	Average Limit (dBuV/m)	Result
01 (Peak)	2390.000	30.267	26.866	57.133	74.00	54.00	Pass
01 (Peak)	2411.200	30.245	72.162	102.407	--	--	Pass
01 (Average)	2390.000	30.267	12.741	43.008	74.00	54.00	Pass
01 (Average)	2410.400	30.244	61.364	91.608	--	--	Pass

Figure Channel 01:

Vertical (Peak)

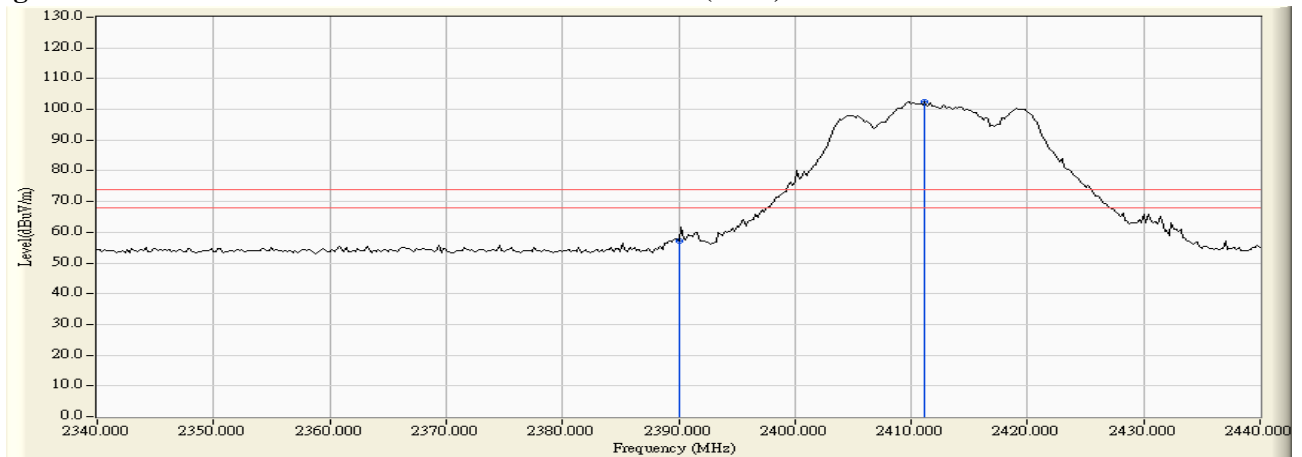
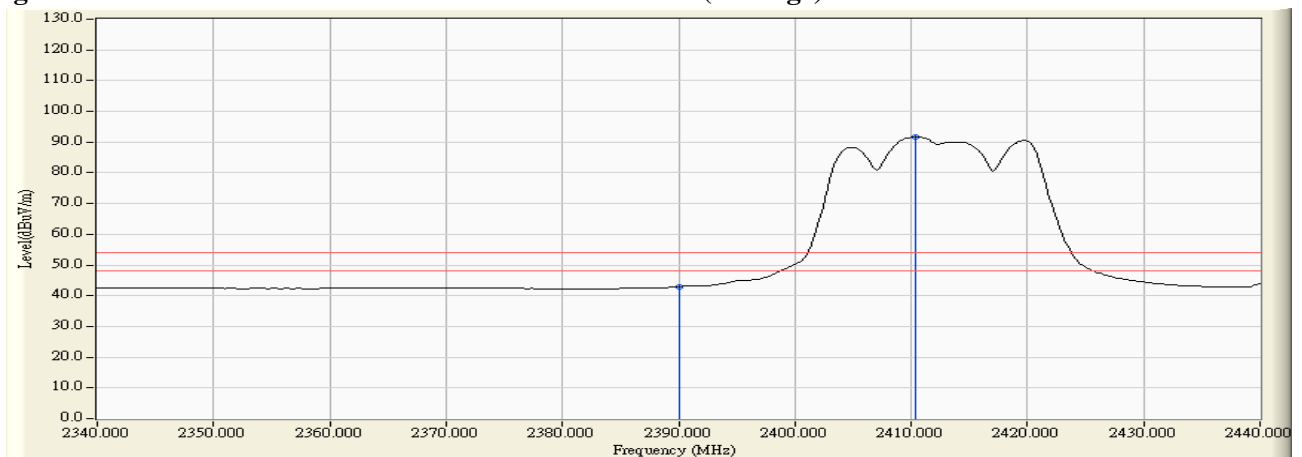


Figure Channel 01:

Vertical (Average)



Note:

1. All readings above 1GHz are performed with peak and/or average measurements as necessary.
2. Peak measurements: RBW = 1MHz, VBW = 3 MHz, Sweep: Auto.
3. Average measurements: RBW = 1MHz, VBW = 10 Hz, Sweep: Auto.
4. “ * ”, means this data is the worst emission level.
5. Measurement Level = Reading Level + Correct Factor.
6. The average measurement was not performed when the peak measured data under the limit of average detection.

Product : SpectraGuardR Access Point / Sensor
 Test Item : Band Edge
 Test Site : No.3 OATS
 Test Mode : Mode 2: Transmit (802.11g 6Mbps)(Dipole Antenna)

RF Radiated Measurement (Horizontal):

Channel No.	Frequency (MHz)	Correct Factor (dB)	Reading Level (dBuV)	Emission Level (dBuV/m)	Peak Limit (dBuV/m)	Average Limit (dBuV/m)	Result
11 (Peak)	2457.700	31.881	85.404	117.286	--	--	Pass
11 (Peak)	2483.500	31.951	37.934	69.884	74.00	54.00	Pass
11 (Peak)	2487.500	31.961	40.305	72.265	74.00	54.00	
11 (Average)	2467.700	31.908	74.413	106.321	--	--	Pass
11 (Average)	2483.500	31.951	19.713	51.663	74.00	54.00	Pass
11 (Average)	2500.000	31.962	19.627	51.589	74.00	54.00	Pass

Figure Channel 11: Horizontal (Peak)

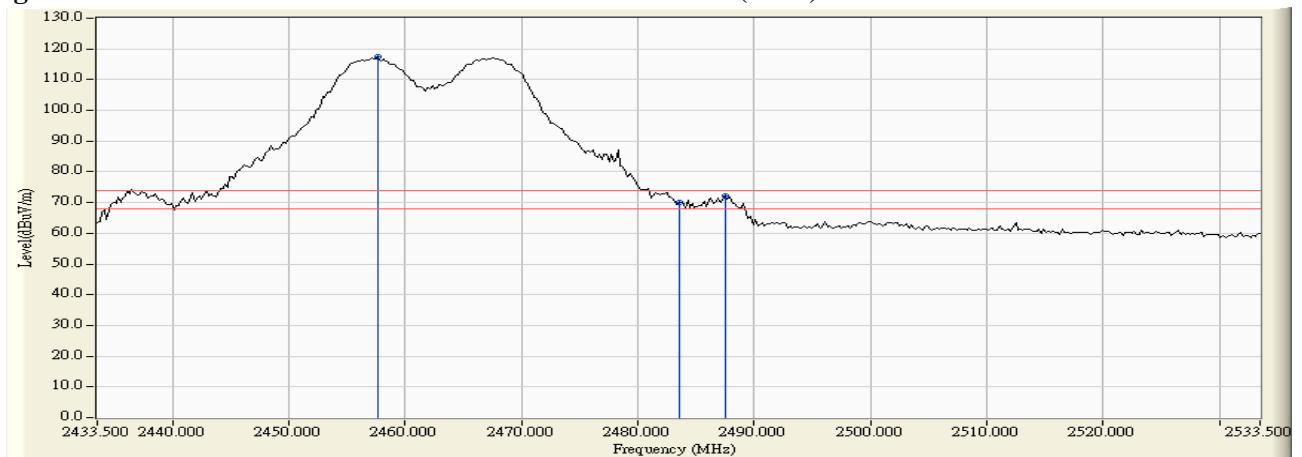
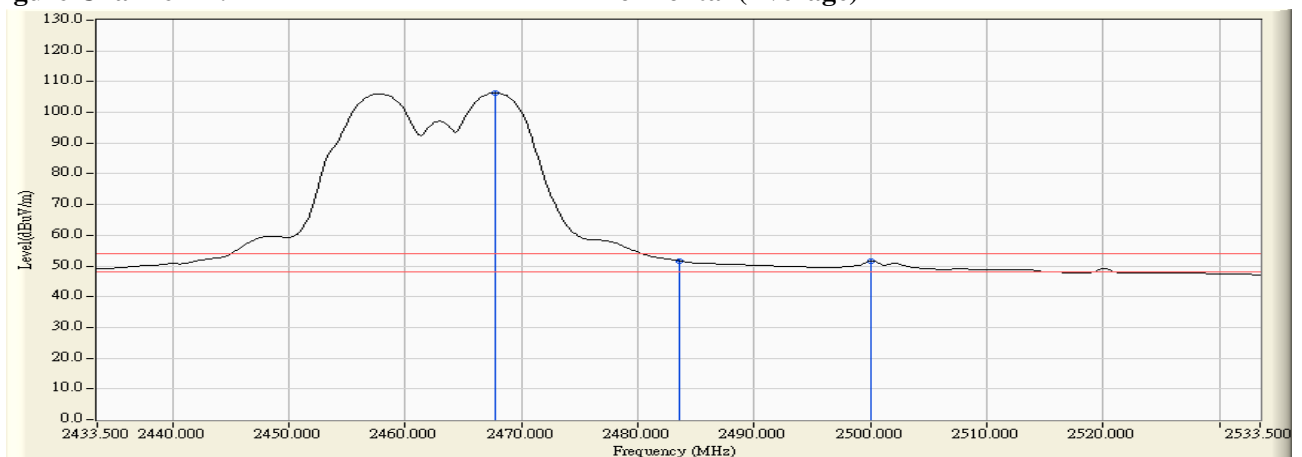


Figure Channel 11: Horizontal (Average)



Note:

1. All readings above 1GHz are performed with peak and/or average measurements as necessary.
2. Peak measurements: RBW = 1MHz, VBW = 3 MHz, Sweep: Auto.
3. Average measurements: RBW = 1MHz, VBW = 10 Hz, Sweep: Auto.
4. “ * ”, means this data is the worst emission level.
5. Measurement Level = Reading Level + Correct Factor.
6. The average measurement was not performed when the peak measured data under the limit of average detection.

Product : SpectraGuardR Access Point / Sensor
 Test Item : Band Edge
 Test Site : No.3 OATS
 Test Mode : Mode 2: Transmit (802.11g 6Mbps)(Dipole Antenna)

RF Radiated Measurement (Vertical):

Channel No.	Frequency (MHz)	Correct Factor (dB)	Reading Level (dBuV)	Emission Level (dBuV/m)	Peak Limit (dBuV/m)	Average Limit (dBuV/m)	Result
11 (Peak)	2460.700	30.475	70.303	100.777	--	--	Pass
11 (Peak)	2483.500	30.586	25.691	56.276	74.00	54.00	Pass
11 (Average)	2460.900	30.476	60.433	90.908	--	--	Pass
11 (Average)	2483.500	30.586	12.272	42.857	74.00	54.00	Pass

Figure Channel 11: Vertical (Peak)

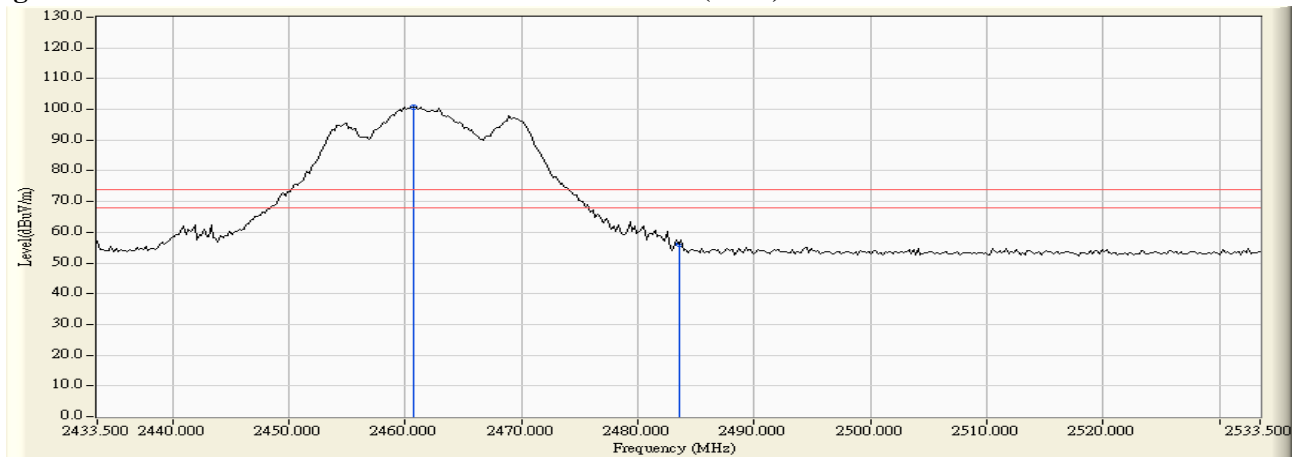
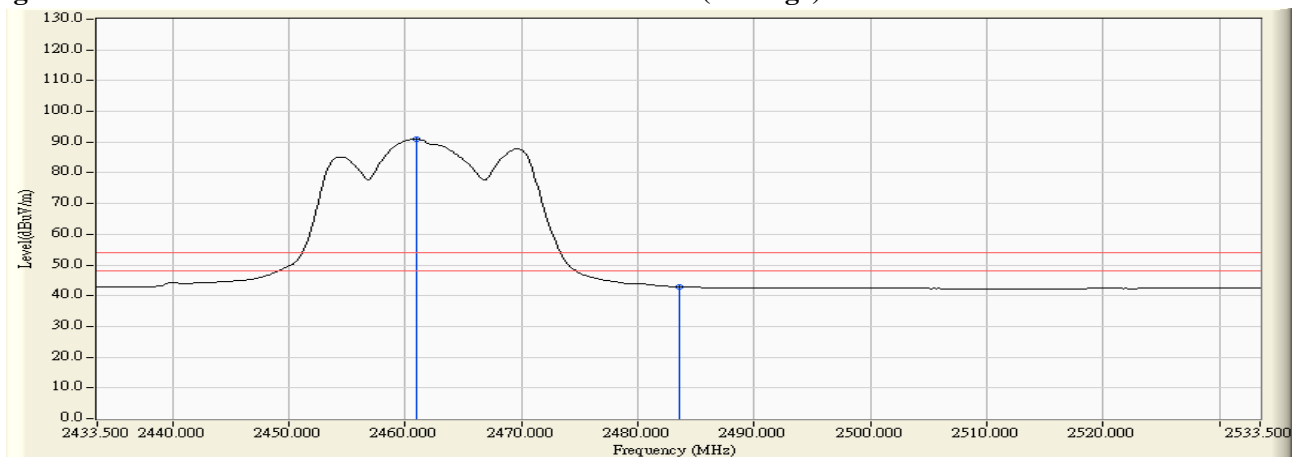


Figure Channel 11: Vertical (Average)



Note:

1. All readings above 1GHz are performed with peak and/or average measurements as necessary.
2. Peak measurements: RBW = 1MHz, VBW = 3 MHz, Sweep: Auto.
3. Average measurements: RBW = 1MHz, VBW = 10 Hz, Sweep: Auto.
4. “ * ”, means this data is the worst emission level.
5. Measurement Level = Reading Level + Correct Factor.
6. The average measurement was not performed when the peak measured data under the limit of average detection.

Product : SpectraGuardR Access Point / Sensor
 Test Item : Band Edge
 Test Site : No.3 OATS
 Test Mode : Mode 4: Transmit - 802.11n-20BW_21.7Mbps(2.4G Band)(Dipole Antenna)

RF Radiated Measurement (Horizontal):

Channel No.	Frequency (MHz)	Correct Factor (dB)	Reading Level (dBuV)	Emission Level (dBuV/m)	Peak Limit (dBuV/m)	Average Limit (dBuV/m)	Result
01 (Peak)	2390.000	31.739	41.397	73.136	74.00	54.00	Pass
01 (Peak)	2414.600	31.778	84.148	115.926	--	--	Pass
01 (Average)	2390.000	31.739	21.287	53.026	74.00	54.00	Pass
01 (Average)	2417.600	31.785	71.385	103.170	--	--	Pass

Figure Channel 01:

Horizontal (Peak)

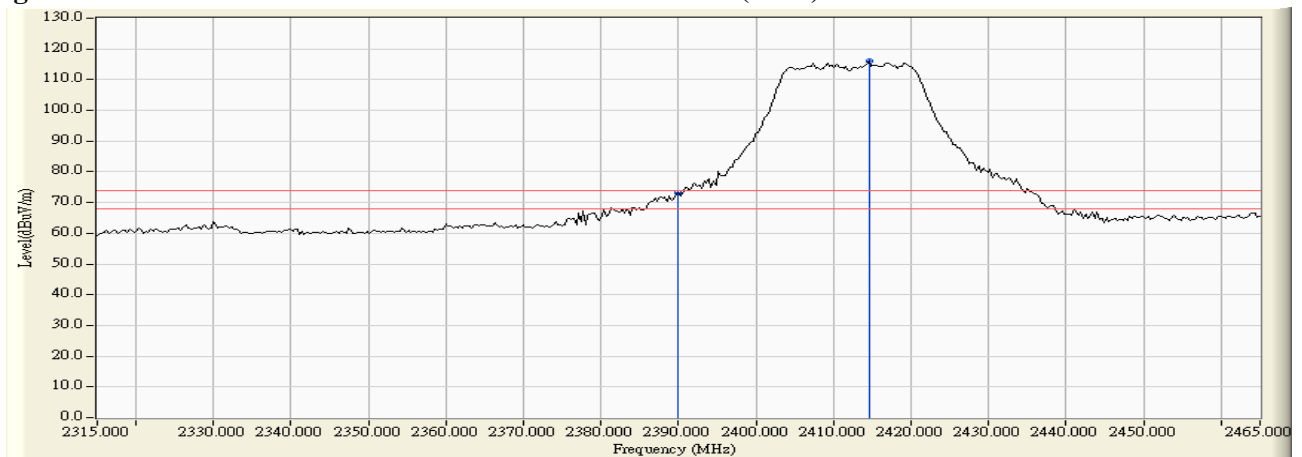
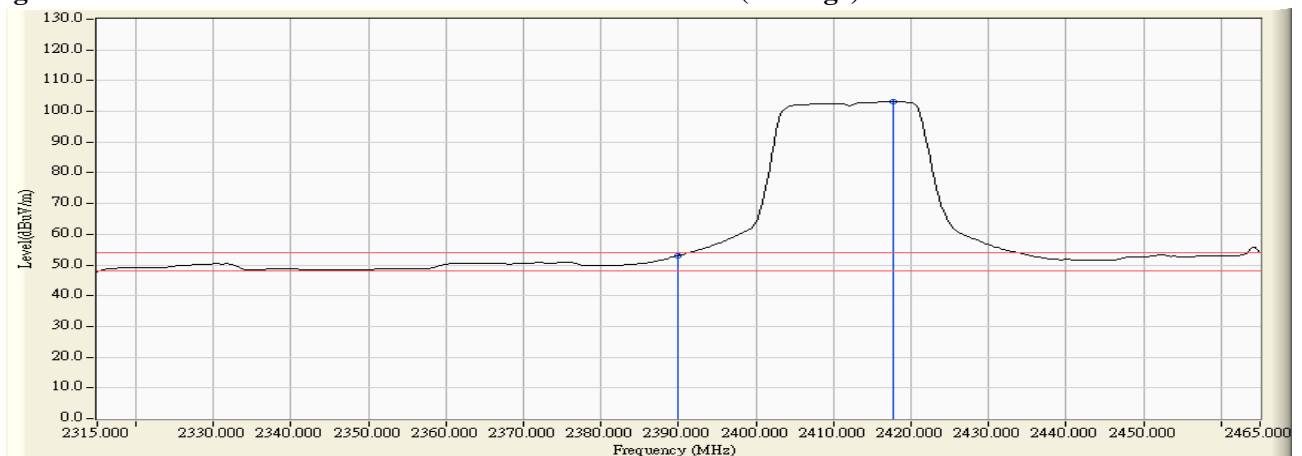


Figure Channel 01:

Horizontal (Average)



Note:

1. All readings above 1GHz are performed with peak and/or average measurements as necessary.
2. Peak measurements: RBW = 1MHz, VBW = 3 MHz, Sweep: Auto.
3. Average measurements: RBW = 1MHz, VBW = 10 Hz, Sweep: Auto.
4. “ * ”, means this data is the worst emission level.
5. Measurement Level = Reading Level + Correct Factor.
6. The average measurement was not performed when the peak measured data under the limit of average detection.

Product : SpectraGuardR Access Point / Sensor
 Test Item : Band Edge
 Test Site : No.3 OATS
 Test Mode : Mode 4: Transmit - 802.11n-20BW_21.7Mbps(2.4G Band)(Dipole Antenna)

RF Radiated Measurement (Vertical):

Channel No.	Frequency (MHz)	Correct Factor (dB)	Reading Level (dBuV)	Emission Level (dBuV/m)	Peak Limit (dBuV/m)	Average Limit (dBuV/m)	Result
01 (Peak)	2390.000	30.267	30.352	60.619	74.00	54.00	Pass
01 (Peak)	2415.400	30.264	72.364	102.628	--	--	Pass
01 (Average)	2390.000	30.267	13.271	43.538	74.00	54.00	Pass
01 (Average)	2418.200	30.277	60.193	90.470	--	--	Pass

Figure Channel 01: Vertical (Peak)

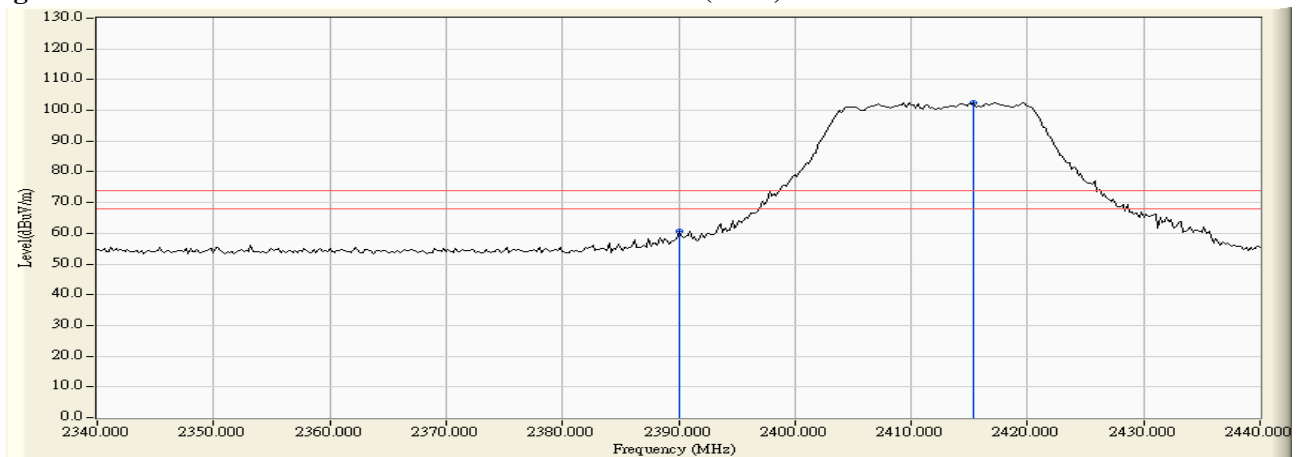
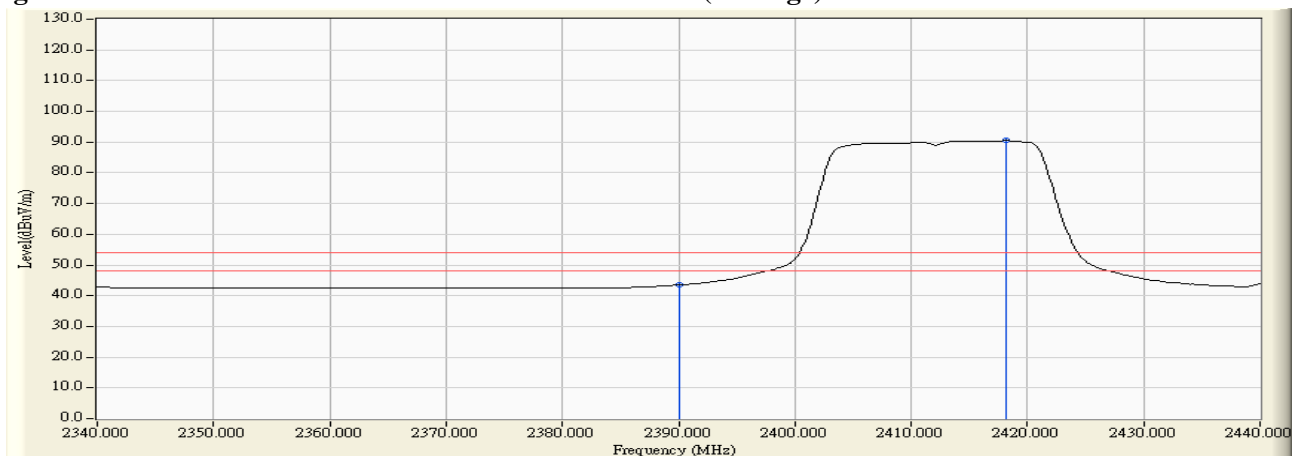


Figure Channel 01: Vertical (Average)



Note:

1. All readings above 1GHz are performed with peak and/or average measurements as necessary.
2. Peak measurements: RBW = 1MHz, VBW = 3 MHz, Sweep: Auto.
3. Average measurements: RBW = 1MHz, VBW = 10 Hz, Sweep: Auto.
4. “ * ”, means this data is the worst emission level.
5. Measurement Level = Reading Level + Correct Factor.
6. The average measurement was not performed when the peak measured data under the limit of average detection.

Product : SpectraGuardR Access Point / Sensor
 Test Item : Band Edge
 Test Site : No.3 OATS
 Test Mode : Mode 4: Transmit - 802.11n-20BW_21.7Mbps(2.4G Band)(Dipole Antenna)

RF Radiated Measurement (Horizontal):

Channel No.	Frequency (MHz)	Correct Factor (dB)	Reading Level (dBuV)	Emission Level (dBuV/m)	Peak Limit (dBuV/m)	Average Limit (dBuV/m)	Result
11 (Peak)	2464.300	31.899	82.527	114.426	--	--	Pass
11 (Peak)	2483.500	31.951	40.920	72.870	74.00	54.00	Pass
11 (Average)	2457.900	31.882	69.955	101.837	--	--	Pass
11 (Average)	2483.500	31.951	20.194	52.144	74.00	54.00	Pass
11 (Average)	2499.900	31.963	20.082	52.045	74.00	54.00	Pass

Figure Channel 11:

Horizontal (Peak)

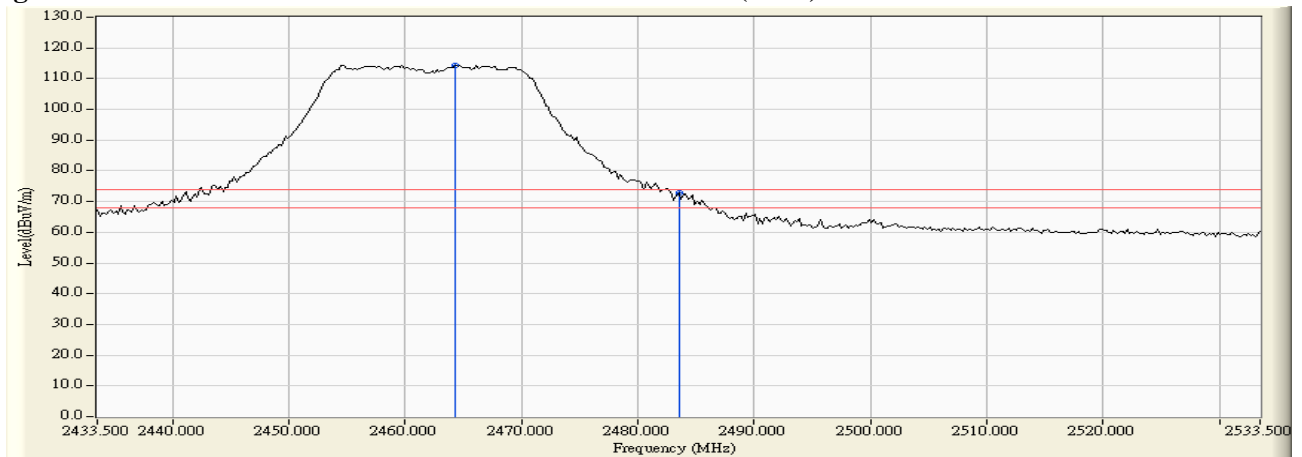
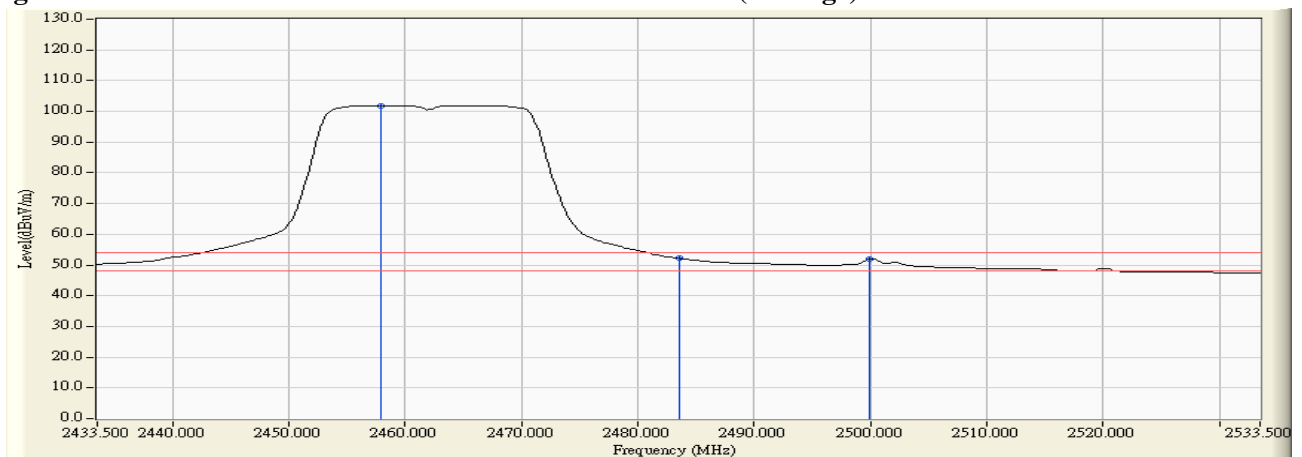


Figure Channel 11:

Horizontal (Average)



Note:

1. All readings above 1GHz are performed with peak and/or average measurements as necessary.
2. Peak measurements: RBW = 1MHz, VBW = 3 MHz, Sweep: Auto.
3. Average measurements: RBW = 1MHz, VBW = 10 Hz, Sweep: Auto.
4. “ * ”, means this data is the worst emission level.
5. Measurement Level = Reading Level + Correct Factor.
6. The average measurement was not performed when the peak measured data under the limit of average detection.

Product : SpectraGuardR Access Point / Sensor
 Test Item : Band Edge
 Test Site : No.3 OATS
 Test Mode : Mode 4: Transmit - 802.11n-20BW_21.7Mbps(2.4G Band)(Dipole Antenna)

RF Radiated Measurement (Vertical):

Channel No.	Frequency (MHz)	Correct Factor (dB)	Reading Level (dBuV)	Emission Level (dBuV/m)	Peak Limit (dBuV/m)	Average Limit (dBuV/m)	Result
11 (Peak)	2457.300	30.458	70.617	101.075	--	--	--
11 (Peak)	2483.500	30.586	27.096	57.681	74.00	54.00	Pass
11 (Average)	2456.300	30.453	58.025	88.478	--	--	--
11 (Average)	2483.500	30.586	12.447	43.032	74.00	54.00	Pass

Figure Channel 11: Vertical (Peak)

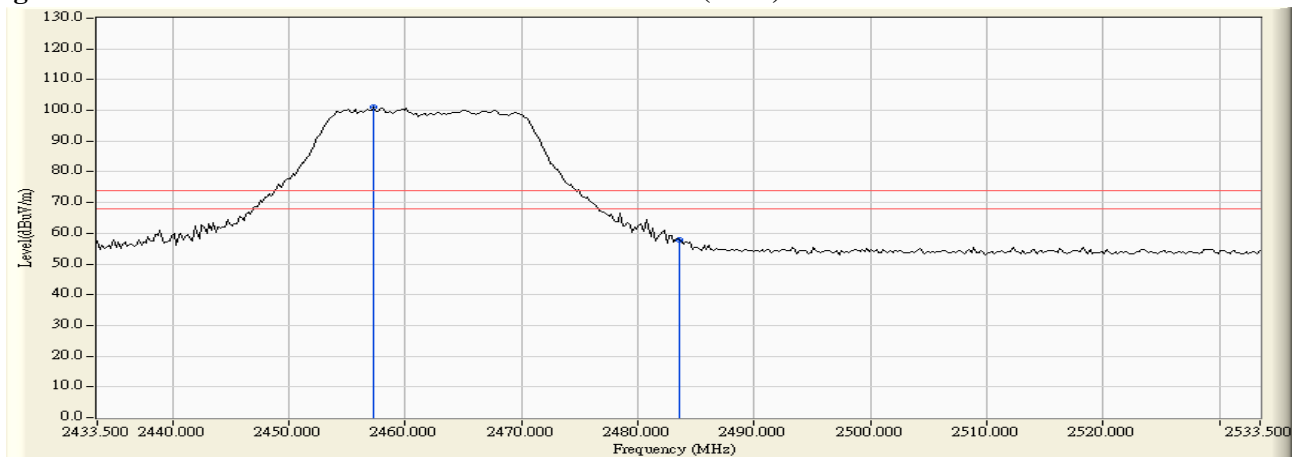
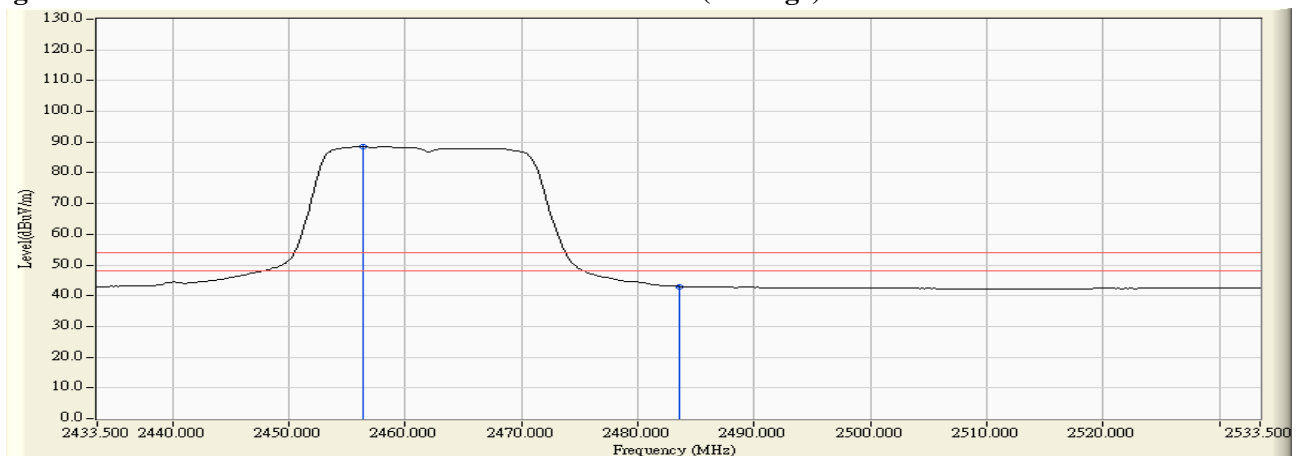


Figure Channel 11: Vertical (Average)



Note:

1. All readings above 1GHz are performed with peak and/or average measurements as necessary.
2. Peak measurements: RBW = 1MHz, VBW = 3 MHz, Sweep: Auto.
3. Average measurements: RBW = 1MHz, VBW = 10 Hz, Sweep: Auto.
4. “ * ”, means this data is the worst emission level.
5. Measurement Level = Reading Level + Correct Factor.
6. The average measurement was not performed when the peak measured data under the limit of average detection.

Product : SpectraGuardR Access Point / Sensor
 Test Item : Band Edge
 Test Site : No.3 OATS
 Test Mode : Mode 5: Transmit - 802.11n-40BW_45Mbps(2.4G Band)(Dipole Antenna)

RF Radiated Measurement (Horizontal):

Channel No.	Frequency (MHz)	Correct Factor (dB)	Reading Level (dBuV)	Emission Level (dBuV/m)	Peak Limit (dBuV/m)	Average Limit (dBuV/m)	Result
01 (Peak)	2390.000	31.739	39.782	71.521	74.00	54.00	Pass
01 (Peak)	2437.100	31.831	77.758	109.589	--	--	Pass
01 (Average)	2390.000	31.739	20.956	52.695	74.00	54.00	Pass
01 (Average)	2438.600	31.834	65.467	97.301	--	--	Pass

Figure Channel 01:

Horizontal (Peak)

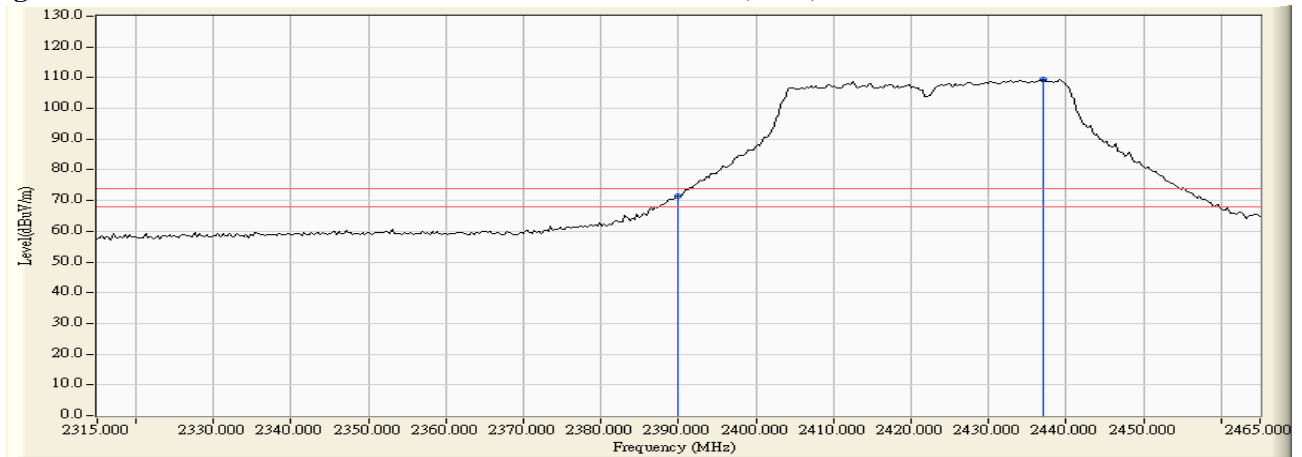
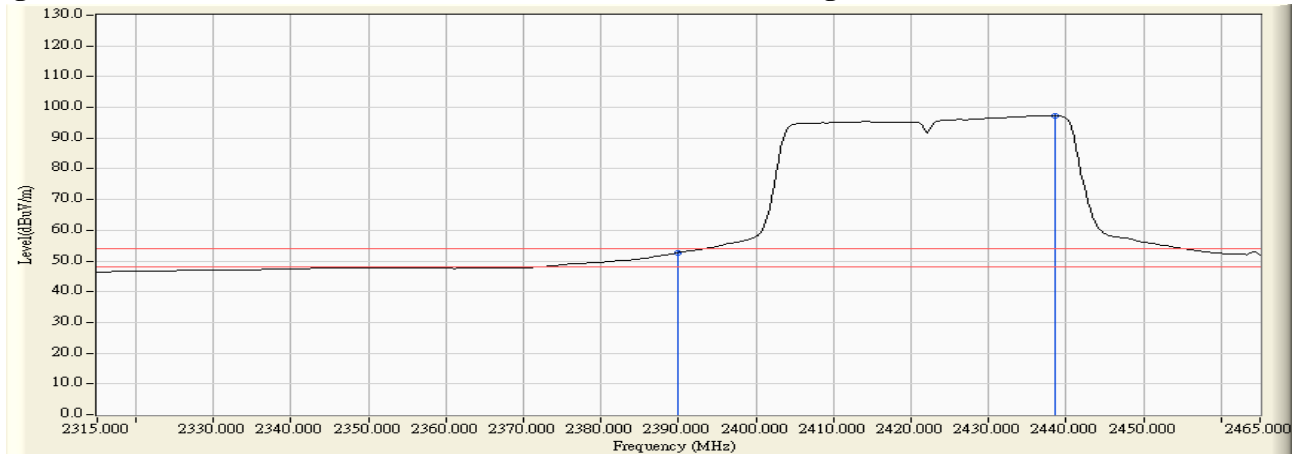


Figure Channel 01:

Horizontal (Average)



Note:

1. All readings above 1GHz are performed with peak and/or average measurements as necessary.
2. Peak measurements: RBW = 1MHz, VBW = 3 MHz, Sweep: Auto.
3. Average measurements: RBW = 1MHz, VBW = 10 Hz, Sweep: Auto.
4. “ * ”, means this data is the worst emission level.
5. Measurement Level = Reading Level + Correct Factor.
6. The average measurement was not performed when the peak measured data under the limit of average detection.

Product : SpectraGuardR Access Point / Sensor
 Test Item : Band Edge
 Test Site : No.3 OATS
 Test Mode : Mode 5: Transmit - 802.11n-40BW_45Mbps(2.4G Band)(Dipole Antenna)

RF Radiated Measurement (Vertical):

Channel No.	Frequency (MHz)	Correct Factor (dB)	Reading Level (dBuV)	Emission Level (dBuV/m)	Peak Limit (dBuV/m)	Average Limit (dBuV/m)	Result
01 (Peak)	2389.400	30.271	28.544	58.815	74.00	54.00	Pass
01 (Peak)	2390.000	30.267	28.351	58.618	74.00	54.00	Pass
01 (Peak)	2434.600	30.351	66.330	96.681	--	--	Pass
01 (Average)	2389.400	30.271	13.419	43.690	74.00	54.00	Pass
01 (Average)	2390.000	30.267	13.567	43.834	74.00	54.00	Pass
01 (Average)	2436.000	30.357	54.278	84.635	--	--	Pass

Figure Channel 01:

Vertical (Peak)

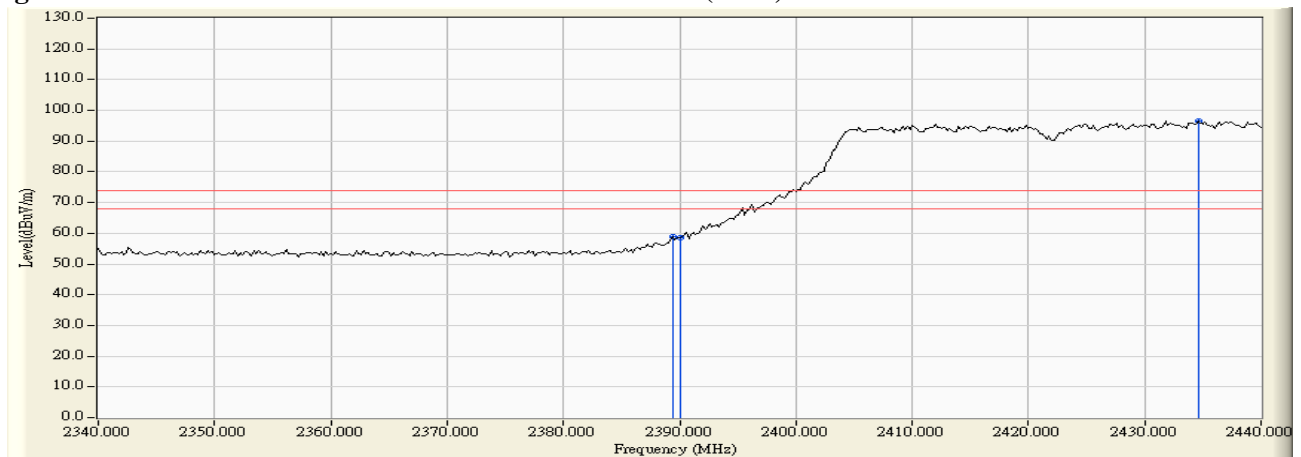
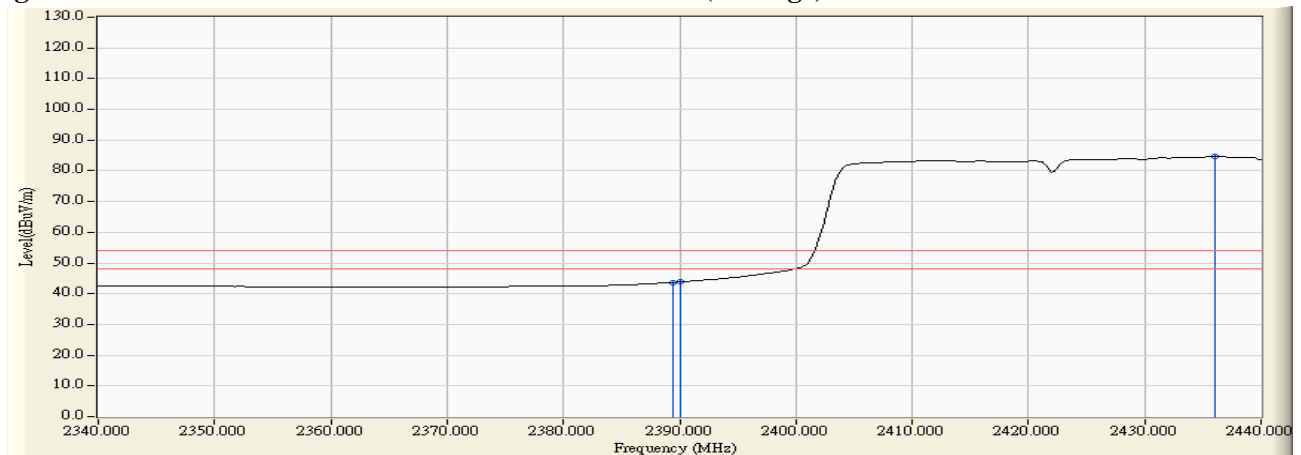


Figure Channel 01:

Vertical (Average)



Note:

1. All readings above 1GHz are performed with peak and/or average measurements as necessary.
2. Peak measurements: RBW = 1MHz, VBW = 3 MHz, Sweep: Auto.
3. Average measurements: RBW = 1MHz, VBW = 10 Hz, Sweep: Auto.
4. “ * ”, means this data is the worst emission level.
5. Measurement Level = Reading Level + Correct Factor.
6. The average measurement was not performed when the peak measured data under the limit of average detection.

Product : SpectraGuardR Access Point / Sensor
 Test Item : Band Edge
 Test Site : No.3 OATS
 Test Mode : Mode 5: Transmit - 802.11n-40BW_45Mbps(2.4G Band)(Dipole Antenna)

RF Radiated Measurement (Horizontal):

Channel No.	Frequency (MHz)	Correct Factor (dB)	Reading Level (dBuV)	Emission Level (dBuV/m)	Peak Limit (dBuV/m)	Average Limit (dBuV/m)	Result
07 (Peak)	2464.700	31.900	77.844	109.744	--	--	Pass
07 (Peak)	2483.500	31.951	41.473	73.423	74.00	54.00	Pass
07 (Average)	2464.700	31.900	65.928	97.828	--	--	Pass
07 (Average)	2483.500	31.951	21.069	53.019	74.00	54.00	Pass

Figure Channel 07:

Horizontal (Peak)

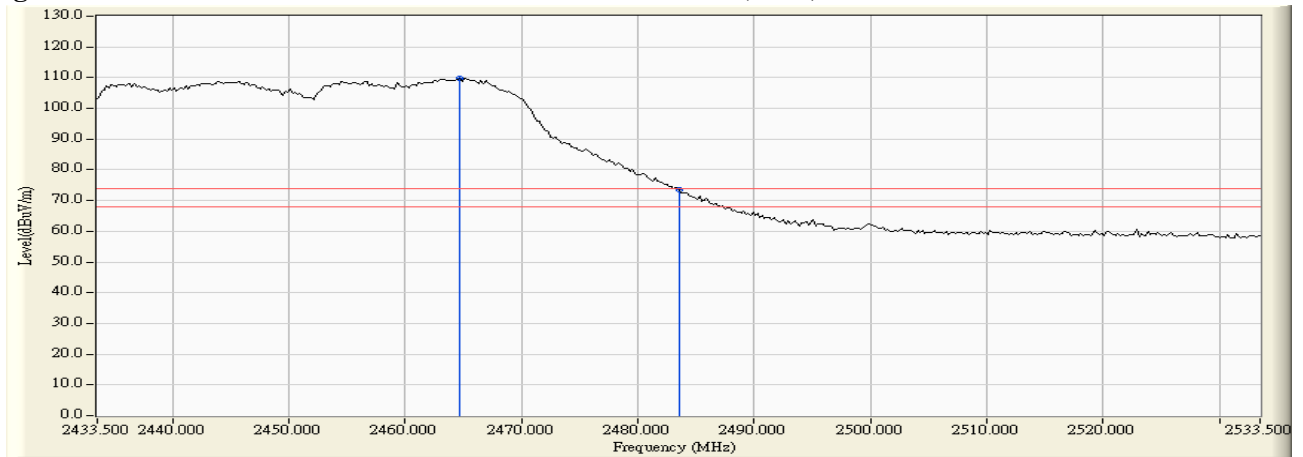
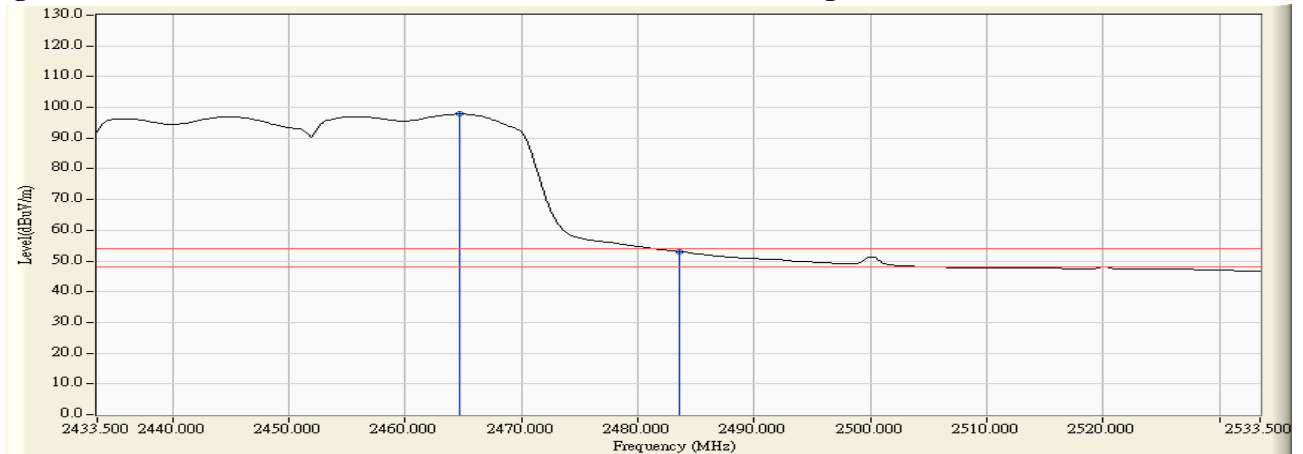


Figure Channel 07:

Horizontal (Average)



Note:

1. All readings above 1GHz are performed with peak and/or average measurements as necessary.
2. Peak measurements: RBW = 1MHz, VBW = 3 MHz, Sweep: Auto.
3. Average measurements: RBW = 1MHz, VBW = 10 Hz, Sweep: Auto.
4. “ * ”, means this data is the worst emission level.
5. Measurement Level = Reading Level + Correct Factor.
6. The average measurement was not performed when the peak measured data under the limit of average detection.

Product : SpectraGuardR Access Point / Sensor
 Test Item : Band Edge
 Test Site : No.3 OATS
 Test Mode : Mode 5: Transmit - 802.11n-40BW_45Mbps(2.4G Band)(Dipole Antenna)

RF Radiated Measurement (Vertical):

Channel No.	Frequency (MHz)	Correct Factor (dB)	Reading Level (dBuV)	Emission Level (dBuV/m)	Peak Limit (dBuV/m)	Average Limit (dBuV/m)	Result
07 (Peak)	2441.500	30.382	64.593	94.975	--	--	Pass
07 (Peak)	2483.500	30.586	27.975	58.560	74.00	54.00	Pass
07 (Average)	2436.100	30.357	52.445	82.803	--	--	Pass
07 (Average)	2483.500	30.586	13.018	43.603	74.00	54.00	Pass

Figure Channel 07:

Vertical (Peak)

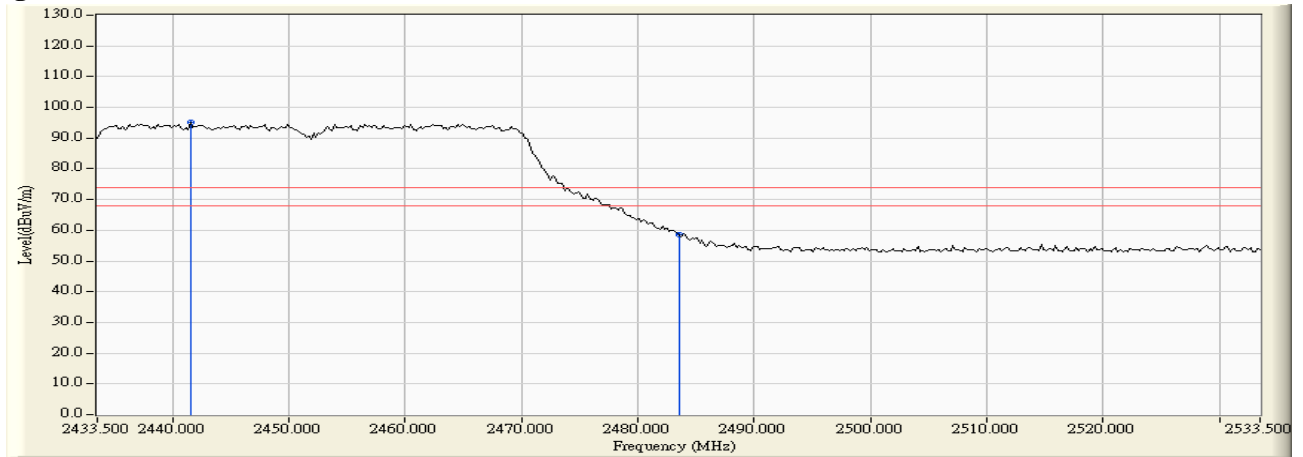
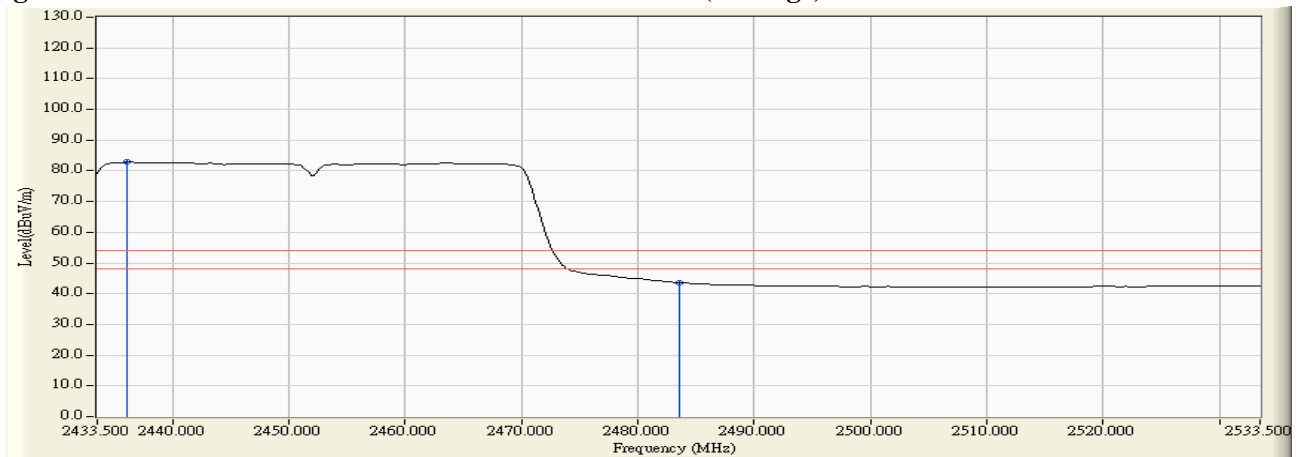


Figure Channel 07:

Vertical (Average)



Note:

1. All readings above 1GHz are performed with peak and/or average measurements as necessary.
2. Peak measurements: RBW = 1MHz, VBW = 3 MHz, Sweep: Auto.
3. Average measurements: RBW = 1MHz, VBW = 10 Hz, Sweep: Auto.
4. “ * ”, means this data is the worst emission level.
5. Measurement Level = Reading Level + Correct Factor.
6. The average measurement was not performed when the peak measured data under the limit of average detection.

Product : SpectraGuardR Access Point / Sensor
 Test Item : Band Edge
 Test Site : No.3 OATS
 Test Mode : Mode 8: Transmit (802.11b 1Mbps)(PIFA Antenna)

RF Radiated Measurement (Horizontal):

Channel No.	Frequency (MHz)	Correct Factor (dB)	Reading Level (dBuV)	Emission Level (dBuV/m)	Peak Limit (dBuV/m)	Average Limit (dBuV/m)	Result
01 (Peak)	2390.000	31.739	27.541	59.280	74.00	54.00	Pass
01 (Peak)	2411.000	31.769	75.122	106.891	--	--	Pass
01 (Average)	2390.000	31.739	15.244	46.983	74.00	54.00	Pass
01 (Average)	2411.200	31.770	70.750	102.520	--	--	Pass

Figure Channel 01:

Horizontal (Peak)

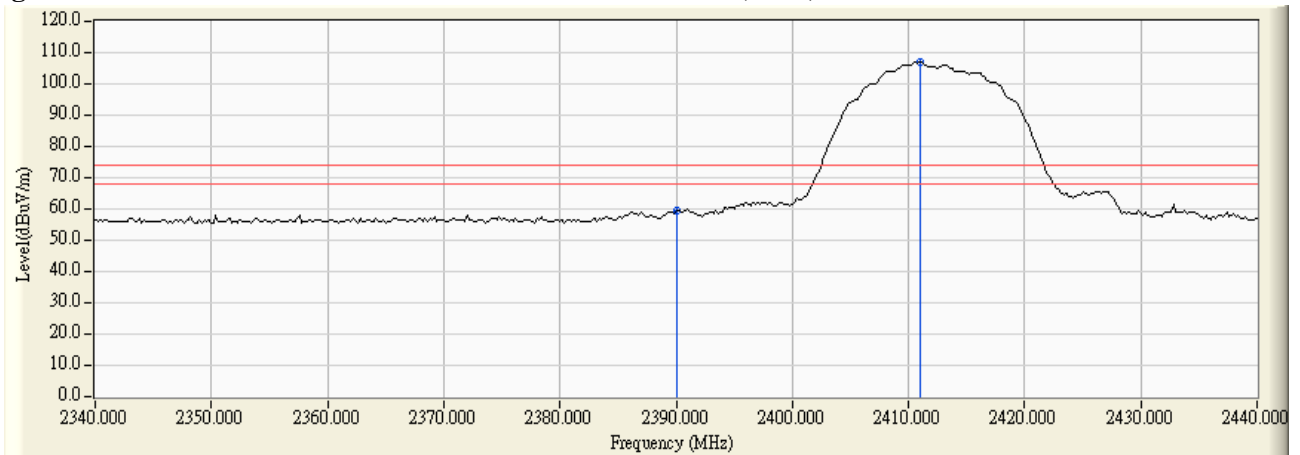
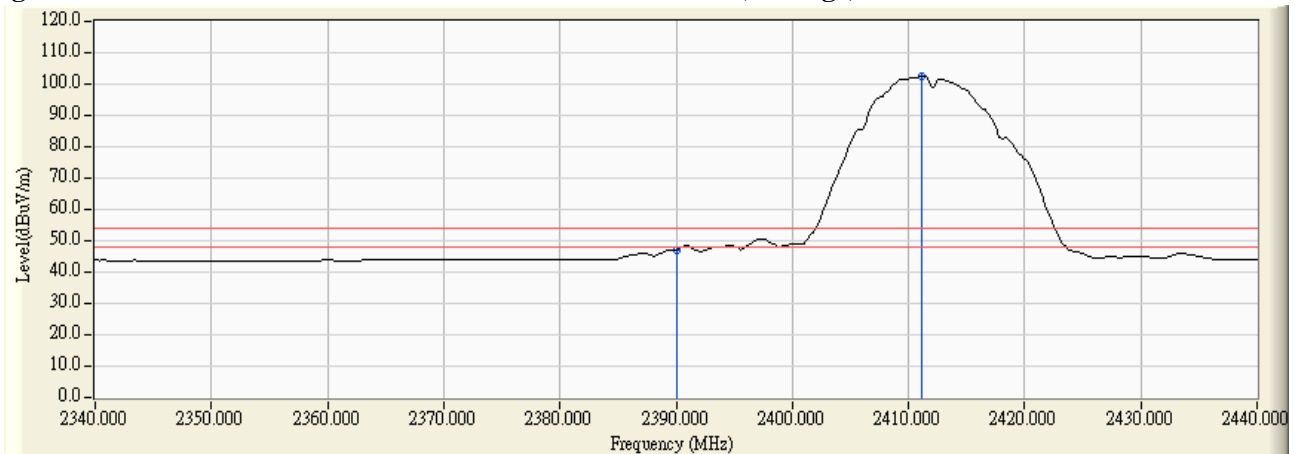


Figure Channel 01:

Horizontal (Average)



Note:

1. All readings above 1GHz are performed with peak and/or average measurements as necessary.
2. Peak measurements: RBW = 1MHz, VBW = 3 MHz, Sweep: Auto.
3. Average measurements: RBW = 1MHz, VBW = 10 Hz, Sweep: Auto.
4. “ * ”, means this data is the worst emission level.
5. Measurement Level = Reading Level + Correct Factor.
6. The average measurement was not performed when the peak measured data under the limit of average detection.

Product : SpectraGuardR Access Point / Sensor
 Test Item : Band Edge
 Test Site : No.3 OATS
 Test Mode : Mode 8: Transmit (802.11b 1Mbps)(PIFA Antenna)

RF Radiated Measurement (Vertical):

Channel No.	Frequency (MHz)	Correct Factor (dB)	Reading Level (dBuV)	Emission Level (dBuV/m)	Peak Limit (dBuV/m)	Average Limit (dBuV/m)	Result
01 (Peak)	2390.000	30.267	31.002	61.269	74.00	54.00	Pass
01 (Peak)	2410.600	30.244	81.697	111.941	--	--	Pass
01 (Average)	2387.400	30.286	21.328	51.613	74.00	54.00	Pass
01 (Average)	2390.000	30.267	19.990	50.257	74.00	54.00	Pass
01 (Average)	2409.400	30.245	77.738	107.982	--	--	Pass

Figure Channel 01:

Vertical (Peak)

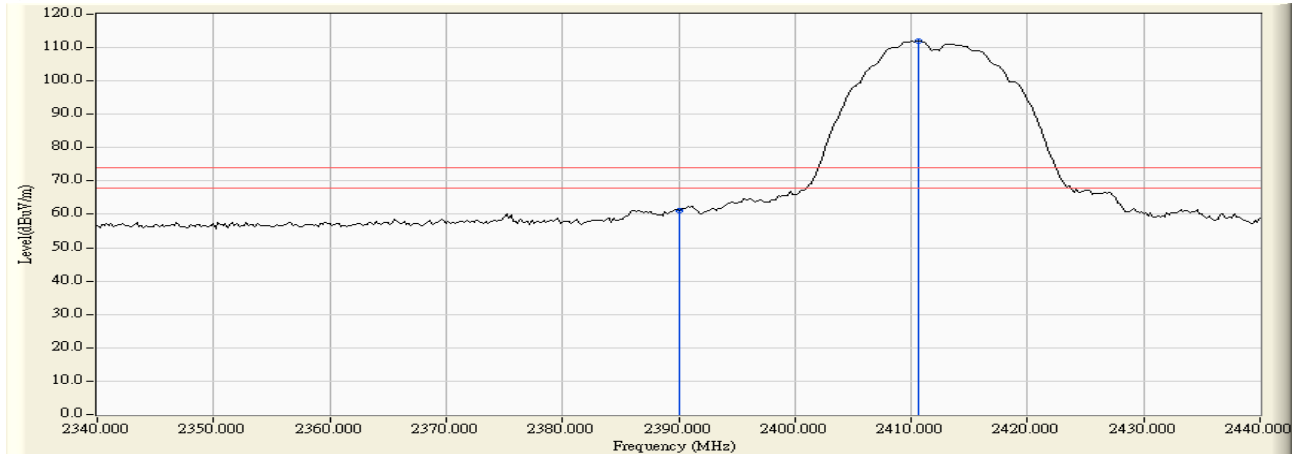
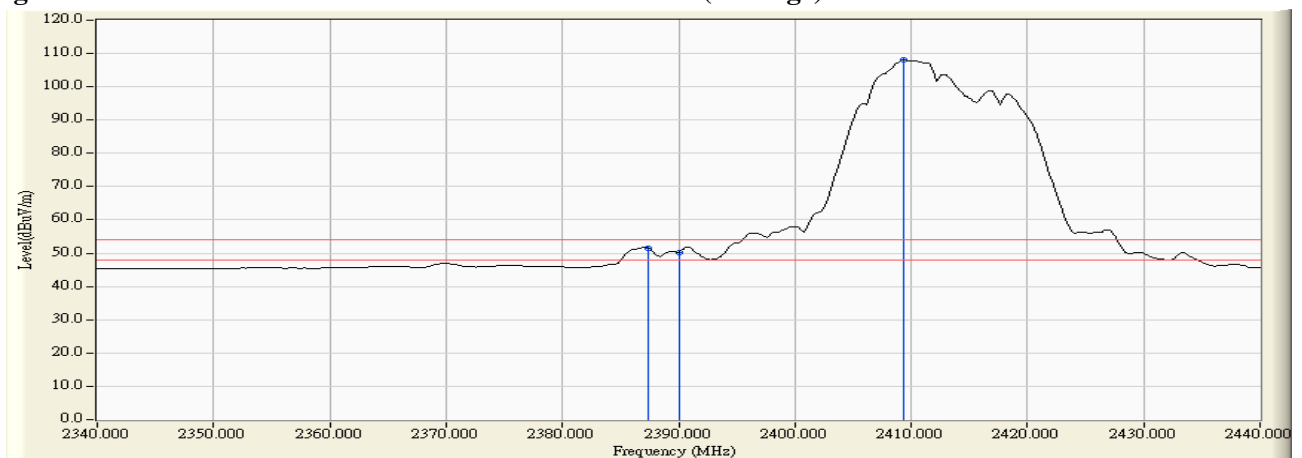


Figure Channel 01:

Vertical (Average)



Note:

1. All readings above 1GHz are performed with peak and/or average measurements as necessary.
2. Peak measurements: RBW = 1MHz, VBW = 3 MHz, Sweep: Auto.
3. Average measurements: RBW = 1MHz, VBW = 10 Hz, Sweep: Auto.
4. “ * ”, means this data is the worst emission level.
5. Measurement Level = Reading Level + Correct Factor.
6. The average measurement was not performed when the peak measured data under the limit of average detection.

Product : SpectraGuardR Access Point / Sensor
 Test Item : Band Edge
 Test Site : No.3 OATS
 Test Mode : Mode 8: Transmit (802.11b 1Mbps)(PIFA Antenna)

RF Radiated Measurement (Horizontal):

Channel No.	Frequency (MHz)	Correct Factor (dB)	Reading Level (dBuV)	Emission Level (dBuV/m)	Peak Limit (dBuV/m)	Average Limit (dBuV/m)	Result
11 (Peak)	2460.500	31.889	79.897	111.786	--	--	Pass
11 (Peak)	2483.500	31.951	29.728	61.678	74.00	54.00	Pass
11 (Average)	2459.700	31.886	75.940	107.827	--	--	Pass
11 (Average)	2483.500	31.951	20.671	52.621	74.00	54.00	Pass

Figure Channel 11:

Horizontal (Peak)

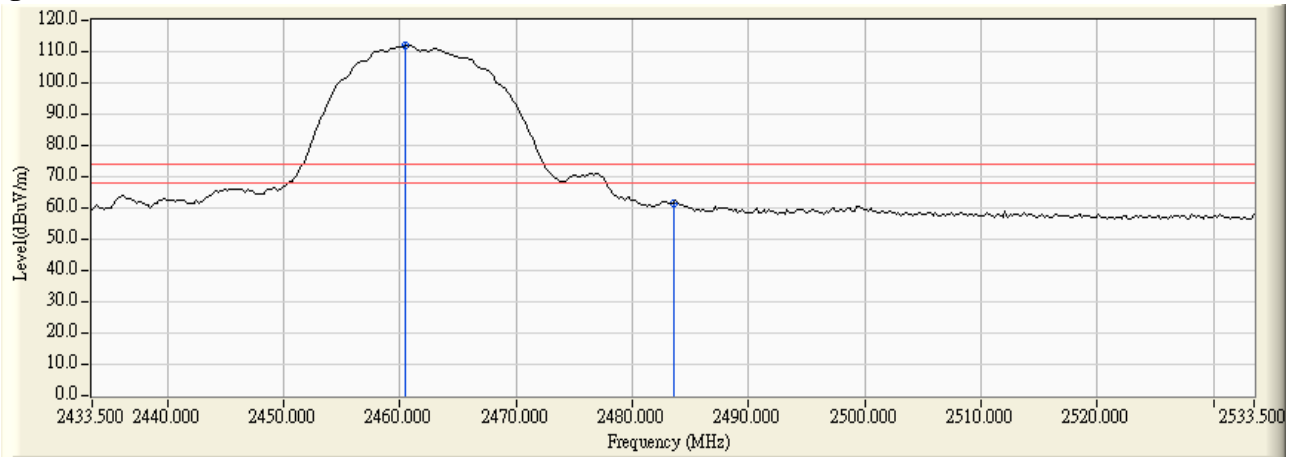
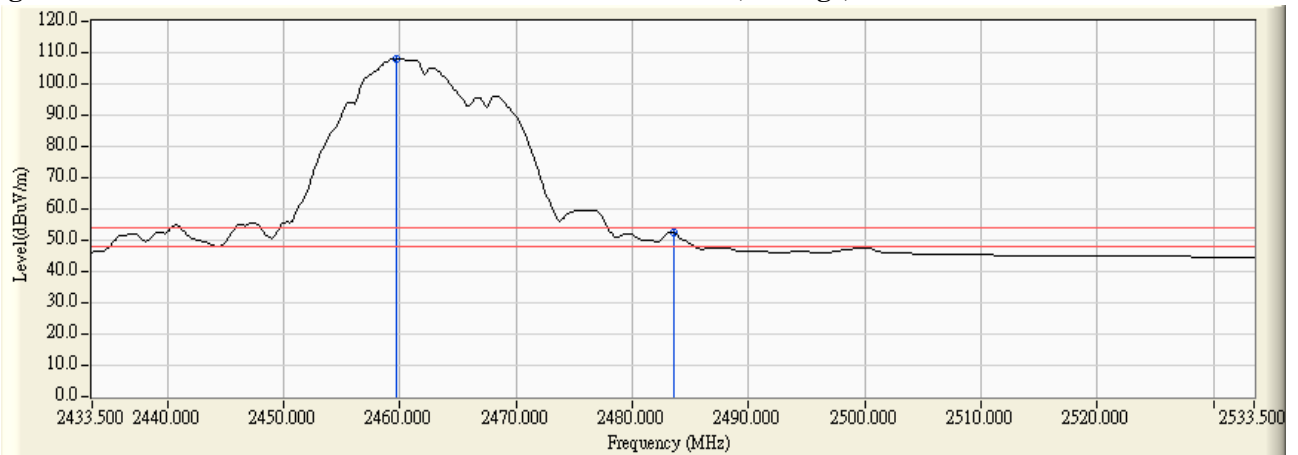


Figure Channel 11:

Horizontal (Average)



Note:

1. All readings above 1GHz are performed with peak and/or average measurements as necessary.
2. Peak measurements: RBW = 1MHz, VBW = 3 MHz, Sweep: Auto.
3. Average measurements: RBW = 1MHz, VBW = 10 Hz, Sweep: Auto.
4. “ * ”, means this data is the worst emission level.
5. Measurement Level = Reading Level + Correct Factor.
6. The average measurement was not performed when the peak measured data under the limit of average detection.

Product : SpectraGuardR Access Point / Sensor
 Test Item : Band Edge
 Test Site : No.3 OATS
 Test Mode : Mode 8: Transmit (802.11b 1Mbps)(PIFA Antenna)

RF Radiated Measurement (Vertical):

Channel No.	Frequency (MHz)	Correct Factor (dB)	Reading Level (dBuV)	Emission Level (dBuV/m)	Peak Limit (dBuV/m)	Average Limit (dBuV/m)	Result
11 (Peak)	2459.500	30.468	83.732	114.200	--	--	Pass
11 (Peak)	2483.500	30.586	31.509	62.094	74.00	54.00	Pass
11 (Average)	2459.300	30.468	80.414	110.882	--	--	Pass
11 (Average)	2483.500	30.586	21.900	52.486	74.00	54.00	Pass

Figure Channel 11: Vertical (Peak)

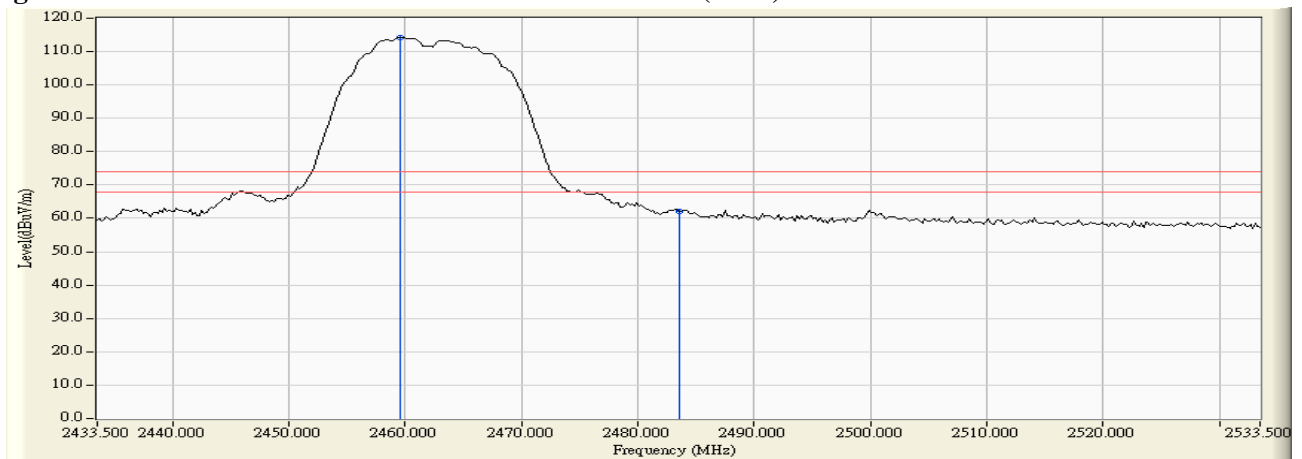


Figure Channel 11: Vertical (Average)



Note:

1. All readings above 1GHz are performed with peak and/or average measurements as necessary.
2. Peak measurements: RBW = 1MHz, VBW = 3 MHz, Sweep: Auto.
3. Average measurements: RBW = 1MHz, VBW = 10 Hz, Sweep: Auto.
4. “ * ”, means this data is the worst emission level.
5. Measurement Level = Reading Level + Correct Factor.
6. The average measurement was not performed when the peak measured data under the limit of average detection.

Product : SpectraGuardR Access Point / Sensor
 Test Item : Band Edge
 Test Site : No.3 OATS
 Test Mode : Mode 9: Transmit (802.11g 6Mbps)(PIFA Antenna)

RF Radiated Measurement (Horizontal):

Channel No.	Frequency (MHz)	Correct Factor (dB)	Reading Level (dBuV)	Emission Level (dBuV/m)	Peak Limit (dBuV/m)	Average Limit (dBuV/m)	Result
01 (Peak)	2390.000	31.739	37.541	69.280	74.00	54.00	Pass
01 (Peak)	2419.000	31.788	77.308	109.096	--	--	Pass
01(Average)	2389.400	31.738	15.019	46.757	74.00	54.00	Pass
01(Average)	2390.000	31.739	14.968	46.707	74.00	54.00	Pass
01 (Average)	2419.200	31.790	67.244	99.033	--	--	Pass

Figure Channel 01:

Horizontal (Peak)

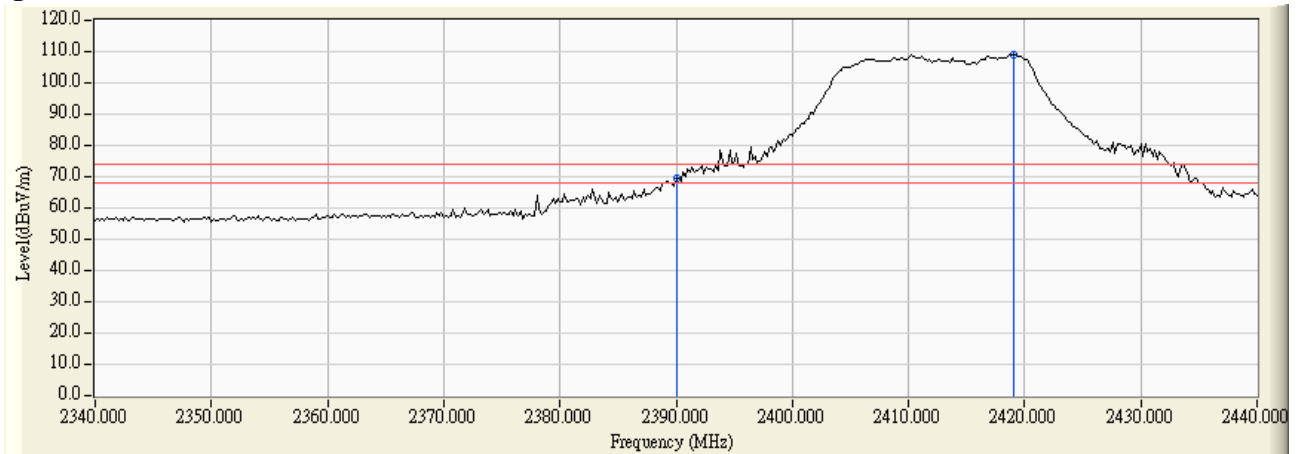
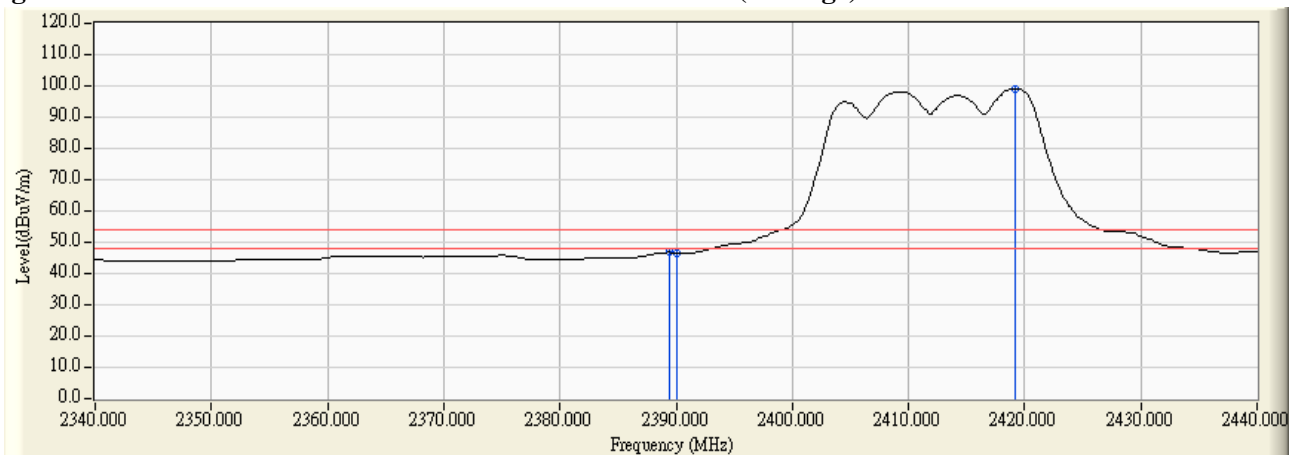


Figure Channel 01:

Horizontal (Average)



Note:

1. All readings above 1GHz are performed with peak and/or average measurements as necessary.
2. Peak measurements: RBW = 1MHz, VBW = 3 MHz, Sweep: Auto.
3. Average measurements: RBW = 1MHz, VBW = 10 Hz, Sweep: Auto.
4. “ * ”, means this data is the worst emission level.
5. Measurement Level = Reading Level + Correct Factor.
6. The average measurement was not performed when the peak measured data under the limit of average detection.

Product : SpectraGuardR Access Point / Sensor
 Test Item : Band Edge
 Test Site : No.3 OATS
 Test Mode : Mode 9: Transmit (802.11g 6Mbps)(PIFA Antenna)

RF Radiated Measurement (Vertical):

Channel No.	Frequency (MHz)	Correct Factor (dB)	Reading Level (dBuV)	Emission Level (dBuV/m)	Peak Limit (dBuV/m)	Average Limit (dBuV/m)	Result
01 (Peak)	2389.400	30.271	43.692	73.963	74.00	54.00	Pass
01 (Peak)	2390.000	30.267	41.654	71.921	74.00	54.00	Pass
01 (Peak)	2414.000	30.257	81.738	111.996	--	--	Pass
01 (Average)	2390.000	30.267	18.139	48.406	74.00	54.00	Pass
01 (Average)	2418.600	30.279	71.465	101.744	--	--	Pass

Figure Channel 01:

Vertical (Peak)

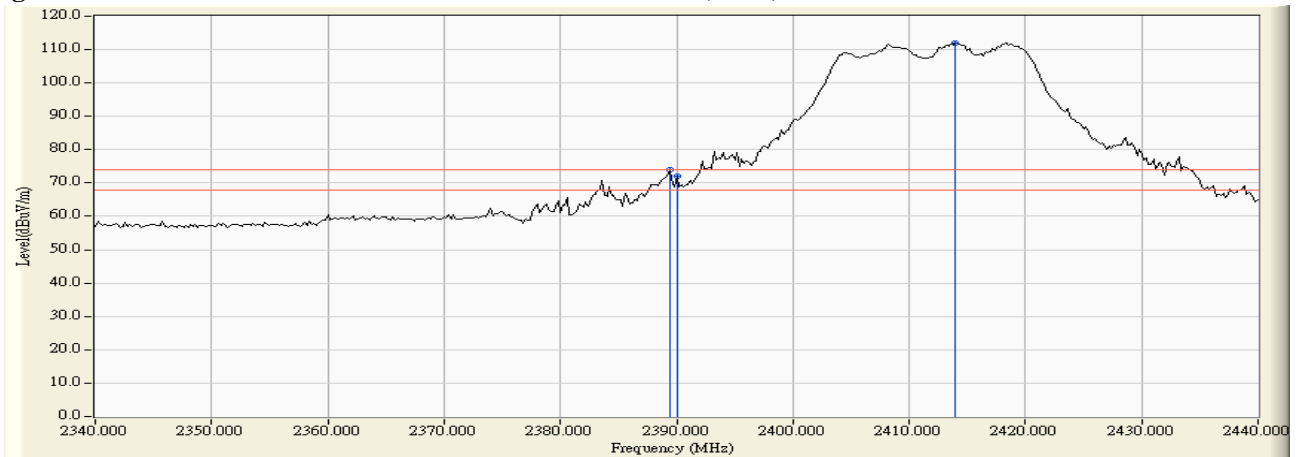
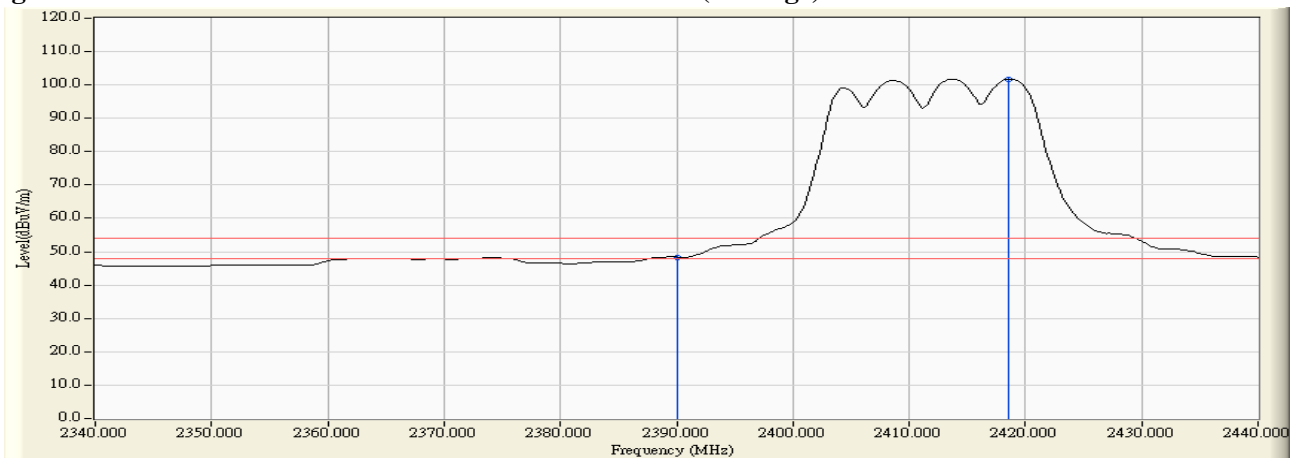


Figure Channel 01:

Vertical (Average)



Note:

1. All readings above 1GHz are performed with peak and/or average measurements as necessary.
2. Peak measurements: RBW = 1MHz, VBW = 3 MHz, Sweep: Auto.
3. Average measurements: RBW = 1MHz, VBW = 10 Hz, Sweep: Auto.
4. “ * ”, means this data is the worst emission level.
5. Measurement Level = Reading Level + Correct Factor.
6. The average measurement was not performed when the peak measured data under the limit of average detection.

Product : SpectraGuardR Access Point / Sensor
 Test Item : Band Edge
 Test Site : No.3 OATS
 Test Mode : Mode 9: Transmit (802.11g 6Mbps)(PIFA Antenna)

RF Radiated Measurement (Horizontal):

Channel No.	Frequency (MHz)	Correct Factor (dB)	Reading Level (dBuV)	Emission Level (dBuV/m)	Peak Limit (dBuV/m)	Average Limit (dBuV/m)	Result
11 (Peak)	2459.300	31.886	76.576	108.462	--	--	Pass
11 (Peak)	2483.500	31.951	33.416	65.366	74.00	54.00	
11 (Average)	2459.500	31.886	66.724	98.610	--	--	Pass
11 (Average)	2483.500	31.951	15.475	47.425	74.00	54.00	Pass
11 (Average)	2500.000	31.962	15.985	47.947	74.00	54.00	Pass

Figure Channel 11:

Horizontal (Peak)

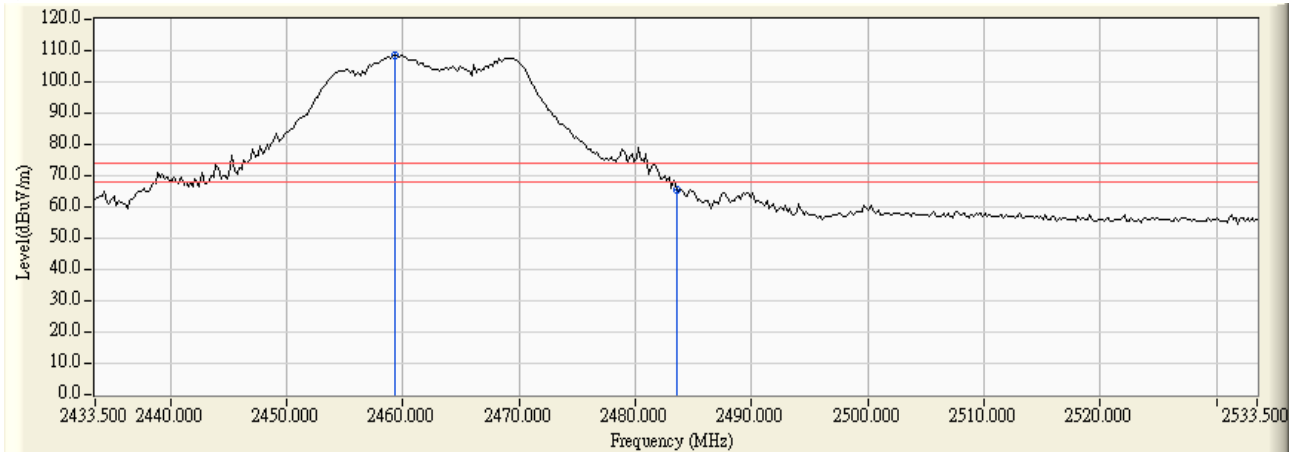
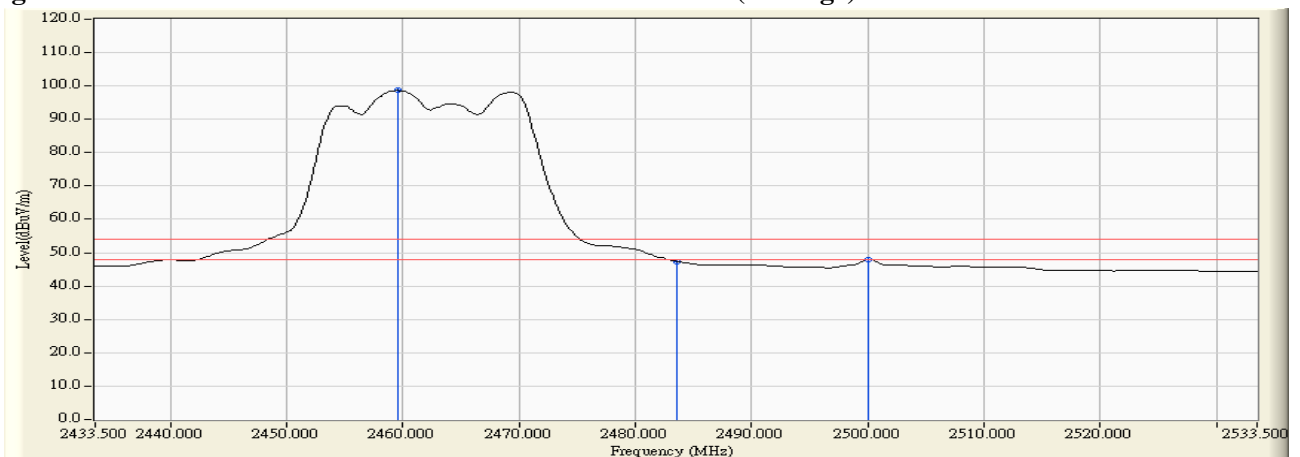


Figure Channel 11:

Horizontal (Average)



Note:

1. All readings above 1GHz are performed with peak and/or average measurements as necessary.
2. Peak measurements: RBW = 1MHz, VBW = 3 MHz, Sweep: Auto.
3. Average measurements: RBW = 1MHz, VBW = 10 Hz, Sweep: Auto.
4. “ * ”, means this data is the worst emission level.
5. Measurement Level = Reading Level + Correct Factor.
6. The average measurement was not performed when the peak measured data under the limit of average detection.

Product : SpectraGuardR Access Point / Sensor
 Test Item : Band Edge
 Test Site : No.3 OATS
 Test Mode : Mode 9: Transmit (802.11g 6Mbps)(PIFA Antenna)

RF Radiated Measurement (Vertical):

Channel No.	Frequency (MHz)	Correct Factor (dB)	Reading Level (dBuV)	Emission Level (dBuV/m)	Peak Limit (dBuV/m)	Average Limit (dBuV/m)	Result
11 (Peak)	2468.700	30.513	78.583	109.096	--	--	Pass
11 (Peak)	2483.500	30.586	39.210	69.795	74.00	54.00	Pass
11 (Peak)	2483.700	30.586	41.301	71.887	74.00	54.00	Pass
11 (Average)	2468.900	30.514	68.660	99.174	--	--	Pass
11 (Average)	2483.500	30.586	17.943	48.528	74.00	54.00	Pass
11 (Average)	2499.900	30.665	19.170	49.834	74.00	54.00	Pass

Figure Channel 11:

Vertical (Peak)

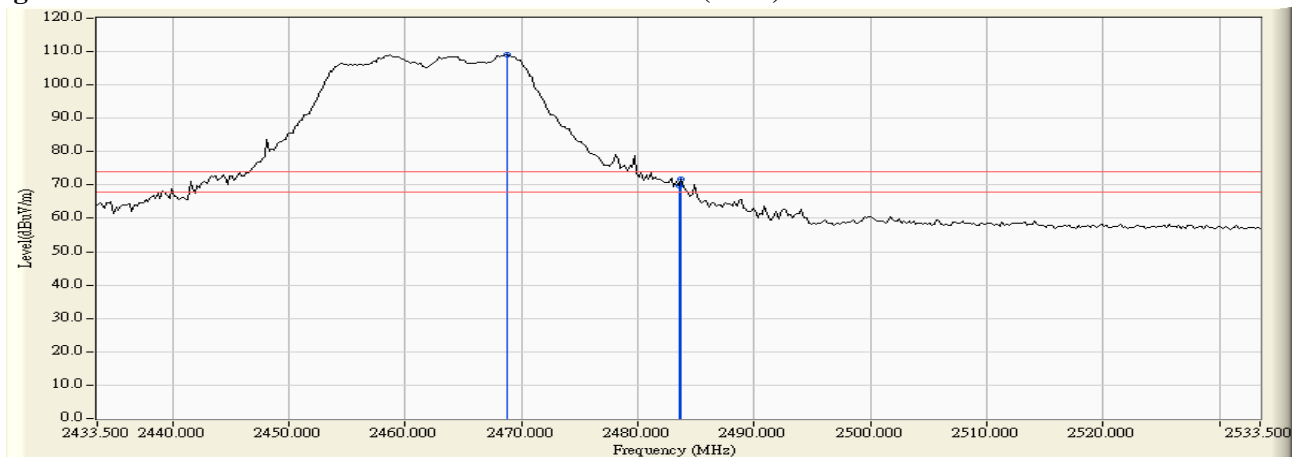
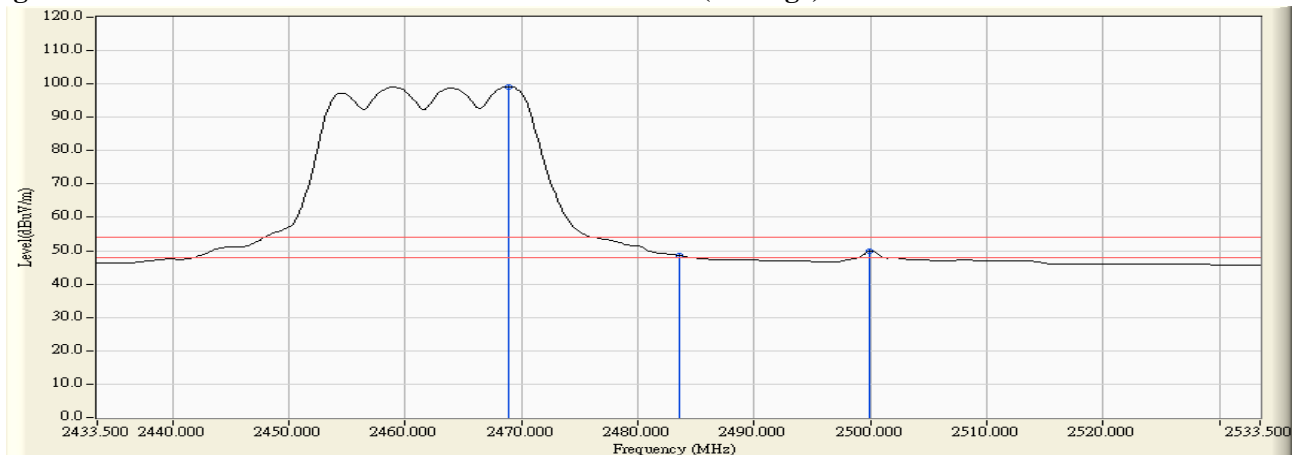


Figure Channel 11:

Vertical (Average)



Note:

1. All readings above 1GHz are performed with peak and/or average measurements as necessary.
2. Peak measurements: RBW = 1MHz, VBW = 3 MHz, Sweep: Auto.
3. Average measurements: RBW = 1MHz, VBW = 10 Hz, Sweep: Auto.
4. “ * ”, means this data is the worst emission level.
5. Measurement Level = Reading Level + Correct Factor.
6. The average measurement was not performed when the peak measured data under the limit of average detection.

Product : SpectraGuardR Access Point / Sensor
 Test Item : Band Edge
 Test Site : No.3 OATS
 Test Mode : Mode 11: Transmit - 802.11n-20BW_21.7Mbps(2.4G Band)(PIFA Antenna)

RF Radiated Measurement (Horizontal):

Channel No.	Frequency (MHz)	Correct Factor (dB)	Reading Level (dBuV)	Emission Level (dBuV/m)	Peak Limit (dBuV/m)	Average Limit (dBuV/m)	Result
01 (Peak)	2390.000	31.739	37.169	68.908	74.00	54.00	Pass
01 (Peak)	2419.200	31.790	75.750	107.539	--	--	Pass
01 (Average)	2376.400	31.728	13.549	45.277	74.00	54.00	Pass
01 (Average)	2390.000	31.739	14.855	46.594	74.00	54.00	Pass
01 (Average)	2418.200	31.787	64.093	95.880	--	--	Pass

Figure Channel 01: Horizontal (Peak)

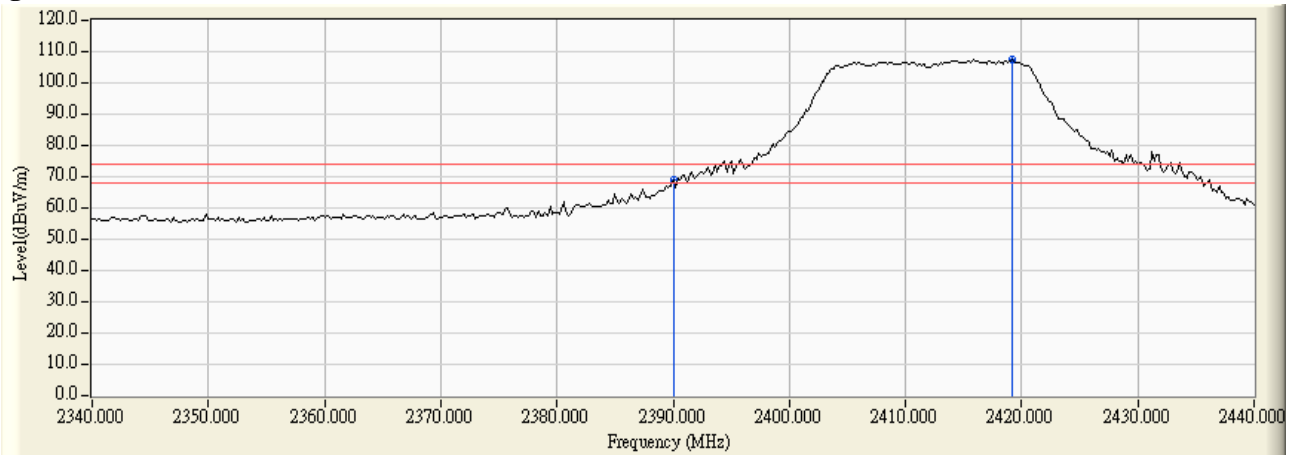
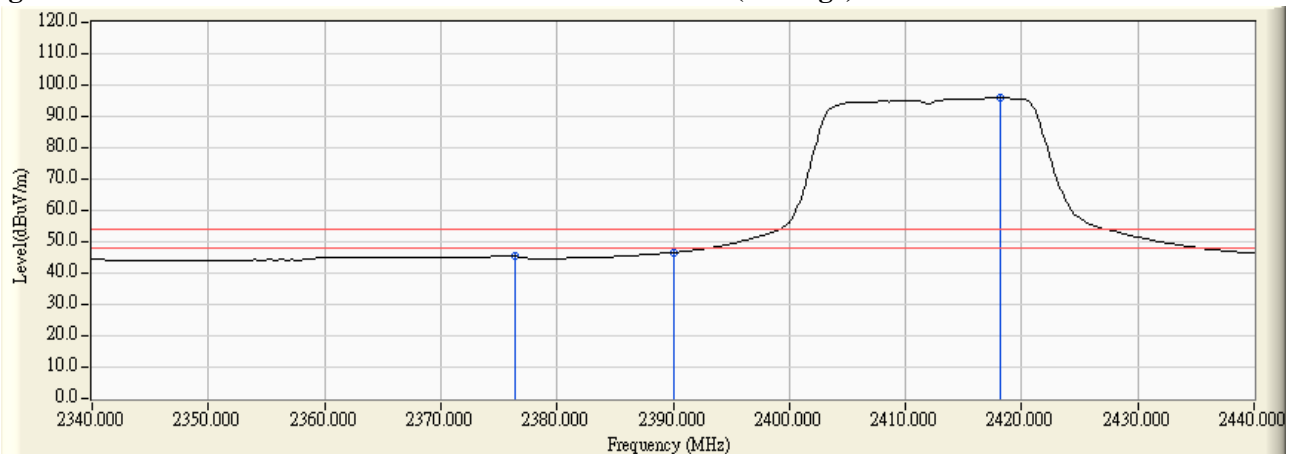


Figure Channel 01: Horizontal (Average)



Note:

1. All readings above 1GHz are performed with peak and/or average measurements as necessary.
2. Peak measurements: RBW = 1MHz, VBW = 3 MHz, Sweep: Auto.
3. Average measurements: RBW = 1MHz, VBW = 10 Hz, Sweep: Auto.
4. “ * ”, means this data is the worst emission level.
5. Measurement Level = Reading Level + Correct Factor.
6. The average measurement was not performed when the peak measured data under the limit of average detection.

Product : SpectraGuardR Access Point / Sensor
 Test Item : Band Edge
 Test Site : No.3 OATS
 Test Mode : Mode 11: Transmit - 802.11n-20BW_21.7Mbps(2.4G Band)(PIFA Antenna)

RF Radiated Measurement (Vertical):

Channel No.	Frequency (MHz)	Correct Factor (dB)	Reading Level (dBuV)	Emission Level (dBuV/m)	Peak Limit (dBuV/m)	Average Limit (dBuV/m)	Result
01 (Peak)	2389.600	30.270	42.599	72.869	74.00	54.00	Pass
01 (Peak)	2390.000	30.267	38.883	69.150	74.00	54.00	Pass
01 (Peak)	2409.600	30.244	80.710	110.954	--	--	Pass
01 (Average)	2390.000	30.267	19.009	49.276	74.00	54.00	Pass
01 (Average)	2417.800	30.276	69.176	99.451	--	--	Pass

Figure Channel 01:

Vertical (Peak)

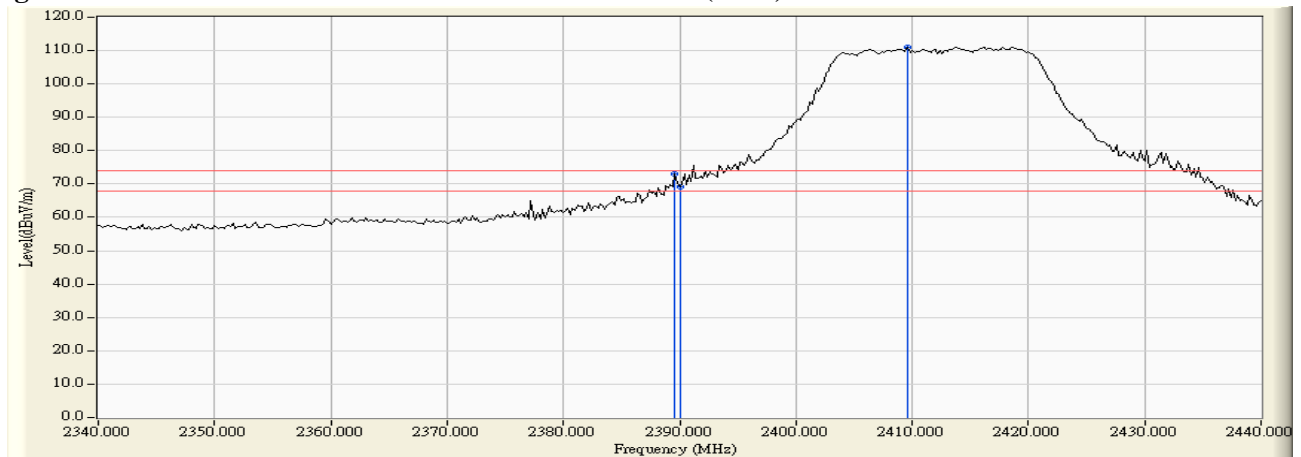
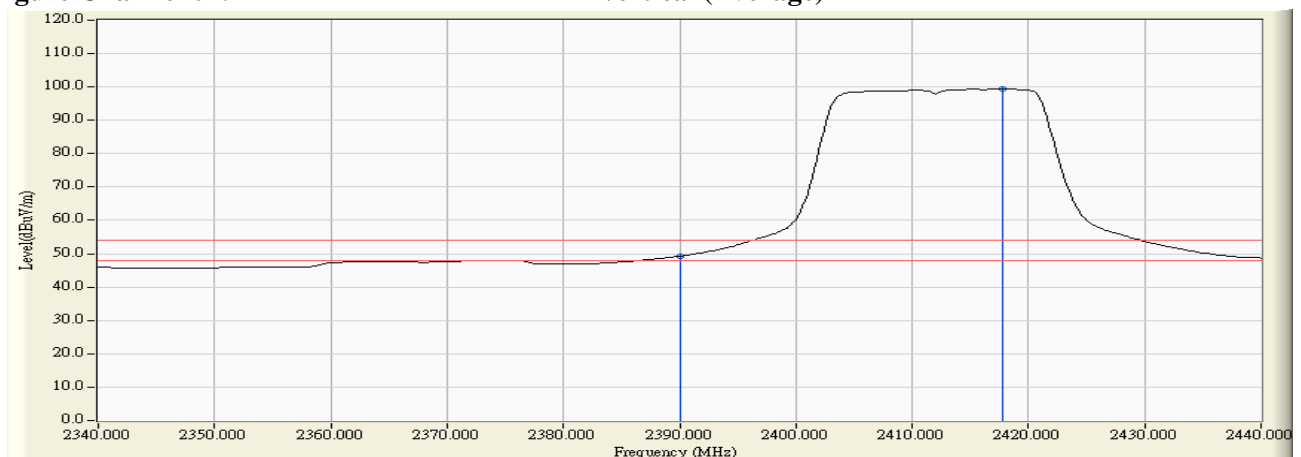


Figure Channel 01:

Vertical (Average)



Note:

1. All readings above 1GHz are performed with peak and/or average measurements as necessary.
2. Peak measurements: RBW = 1MHz, VBW = 3 MHz, Sweep: Auto.
3. Average measurements: RBW = 1MHz, VBW = 10 Hz, Sweep: Auto.
4. “ * ”, means this data is the worst emission level.
5. Measurement Level = Reading Level + Correct Factor.
6. The average measurement was not performed when the peak measured data under the limit of average detection.

Product : SpectraGuardR Access Point / Sensor
 Test Item : Band Edge
 Test Site : No.3 OATS
 Test Mode : Mode 11: Transmit - 802.11n-20BW_21.7Mbps(2.4G Band)(PIFA Antenna)

RF Radiated Measurement (Horizontal):

Channel No.	Frequency (MHz)	Correct Factor (dB)	Reading Level (dBuV)	Emission Level (dBuV/m)	Peak Limit (dBuV/m)	Average Limit (dBuV/m)	Result
11 (Peak)	2466.900	31.905	75.763	107.668	--	--	Pass
11 (Peak)	2483.500	31.951	40.868	72.818	74.00	54.00	Pass
11 (Average)	2458.300	31.883	63.541	95.424	--	--	Pass
11 (Average)	2483.500	31.951	16.222	48.172	74.00	54.00	Pass
11 (Average)	2499.900	31.963	15.820	47.783	74.00	54.00	Pass

Figure Channel 11:

Horizontal (Peak)

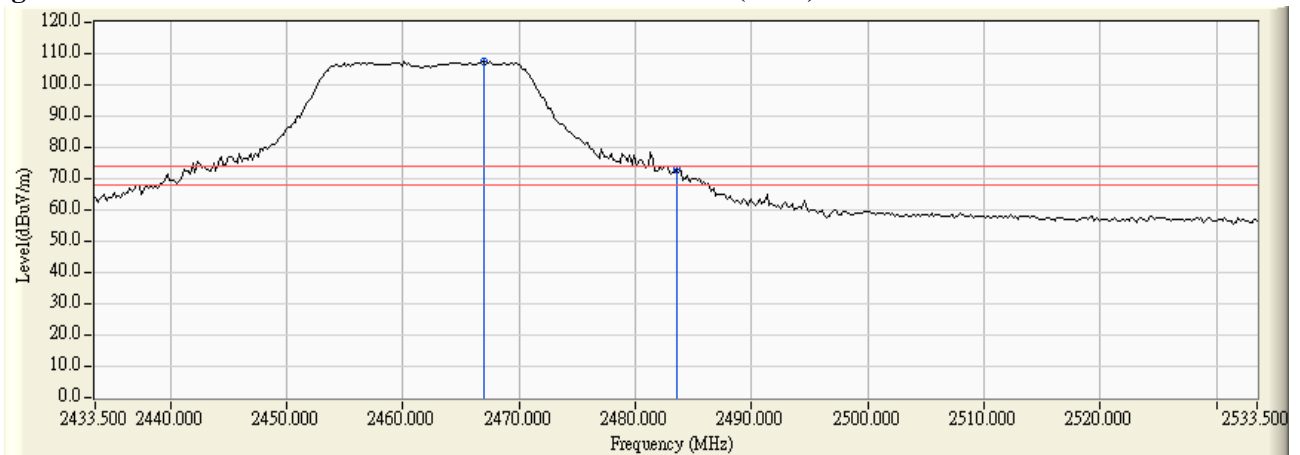
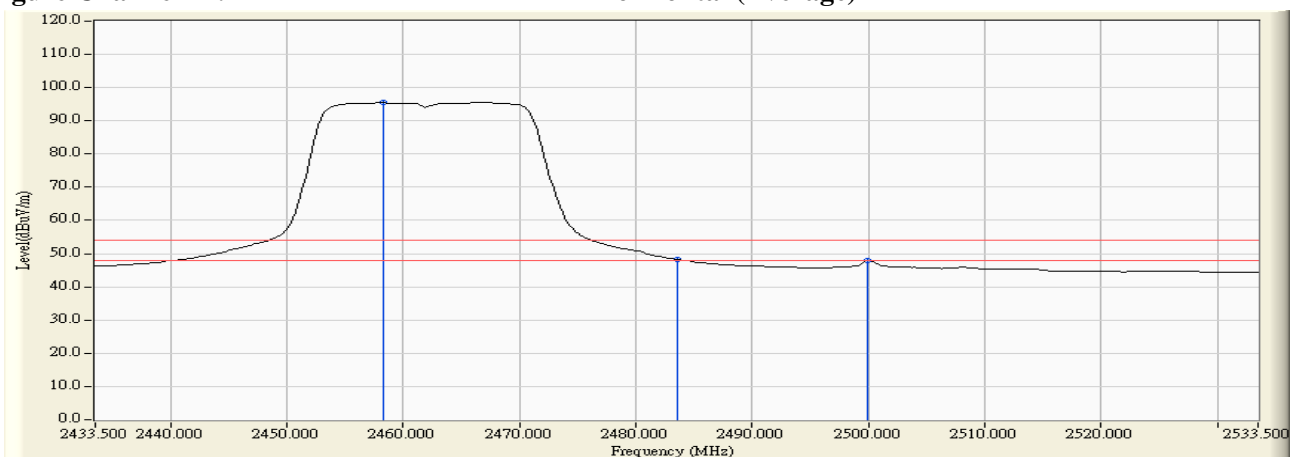


Figure Channel 11:

Horizontal (Average)



Note:

1. All readings above 1GHz are performed with peak and/or average measurements as necessary.
2. Peak measurements: RBW = 1MHz, VBW = 3 MHz, Sweep: Auto.
3. Average measurements: RBW = 1MHz, VBW = 10 Hz, Sweep: Auto.
4. “ * ”, means this data is the worst emission level.
5. Measurement Level = Reading Level + Correct Factor.
6. The average measurement was not performed when the peak measured data under the limit of average detection.

Product : SpectraGuardR Access Point / Sensor
 Test Item : Band Edge
 Test Site : No.3 OATS
 Test Mode : Mode 11: Transmit - 802.11n-20BW_21.7Mbps(2.4G Band)(PIFA Antenna)

RF Radiated Measurement (Vertical):

Channel No.	Frequency (MHz)	Correct Factor (dB)	Reading Level (dBuV)	Emission Level (dBuV/m)	Peak Limit (dBuV/m)	Average Limit (dBuV/m)	Result
11 (Peak)	2468.300	30.511	78.883	109.394	--	--	--
11 (Peak)	2483.500	30.586	41.694	72.279	74.00	54.00	Pass
11 (Average)	2467.500	30.506	67.549	98.056	--	--	--
11 (Average)	2483.500	30.586	18.858	49.443	74.00	54.00	Pass
11 (Average)	2499.900	30.665	19.866	50.530	74.00	54.00	Pass

Figure Channel 11: Vertical (Peak)

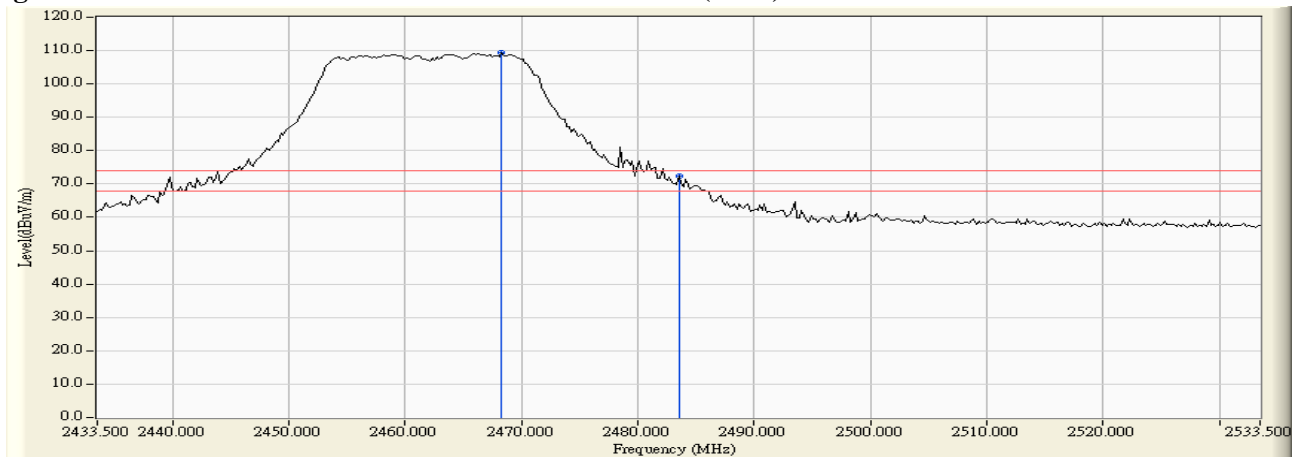
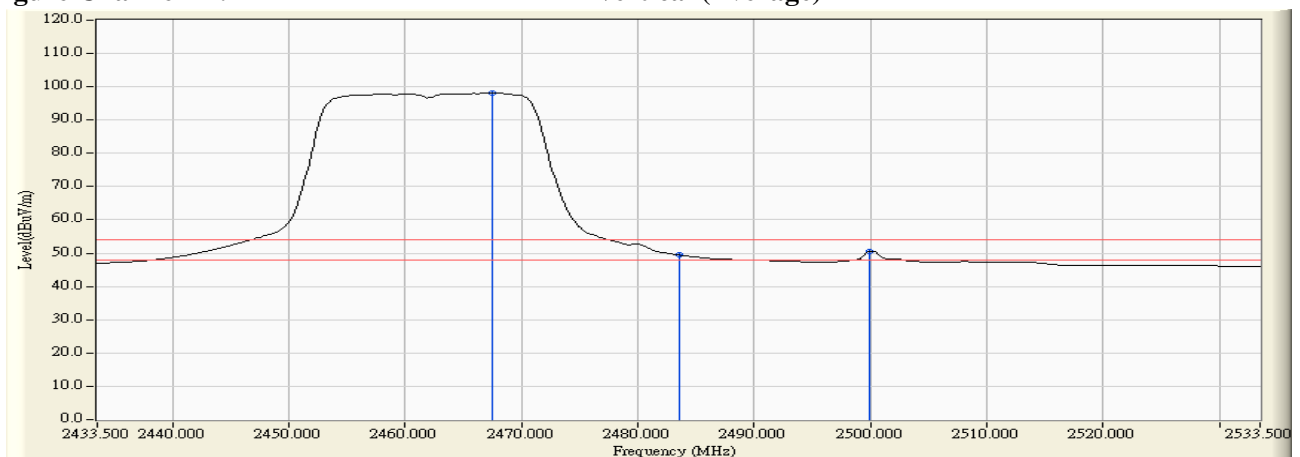


Figure Channel 11: Vertical (Average)



Note:

1. All readings above 1GHz are performed with peak and/or average measurements as necessary.
2. Peak measurements: RBW = 1MHz, VBW = 3 MHz, Sweep: Auto.
3. Average measurements: RBW = 1MHz, VBW = 10 Hz, Sweep: Auto.
4. “ * ”, means this data is the worst emission level.
5. Measurement Level = Reading Level + Correct Factor.
6. The average measurement was not performed when the peak measured data under the limit of average detection.

Product : SpectraGuardR Access Point / Sensor
 Test Item : Band Edge
 Test Site : No.3 OATS
 Test Mode : Mode 12: Transmit - 802.11n-40BW_45Mbps(2.4G Band)(PIFA Antenna)

RF Radiated Measurement (Horizontal):

Channel No.	Frequency (MHz)	Correct Factor (dB)	Reading Level (dBuV)	Emission Level (dBuV/m)	Peak Limit (dBuV/m)	Average Limit (dBuV/m)	Result
01 (Peak)	2389.000	31.737	40.907	72.645	74.00	54.00	Pass
01 (Peak)	2390.000	31.739	39.708	71.447	74.00	54.00	Pass
01 (Peak)	2434.200	31.825	74.420	106.244	--	--	Pass
01 (Average)	2390.000	31.739	19.188	50.927	74.00	54.00	Pass
01 (Average)	2438.400	31.834	62.667	94.501	--	--	Pass

Figure Channel 01:

Horizontal (Peak)

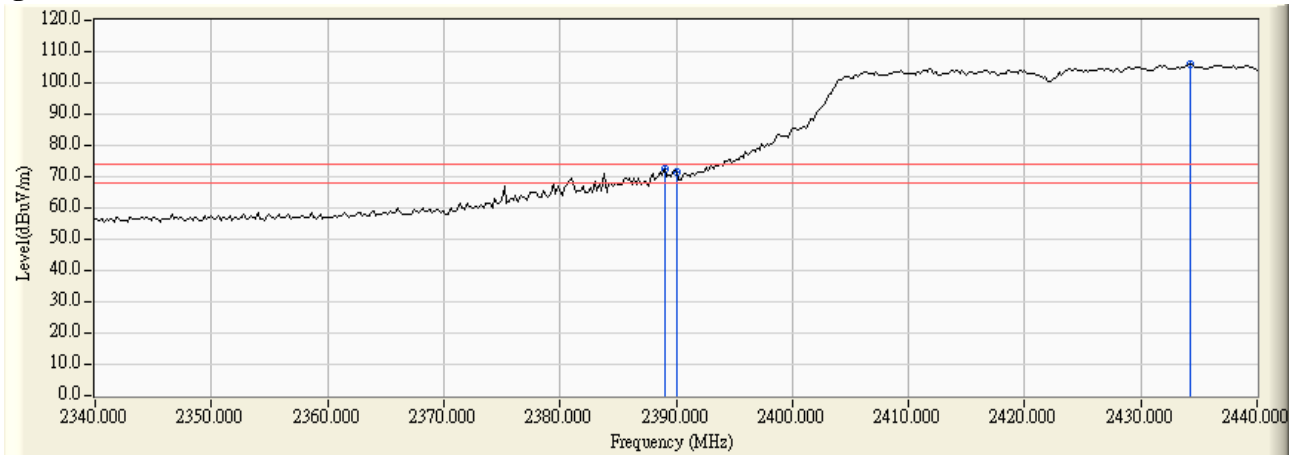
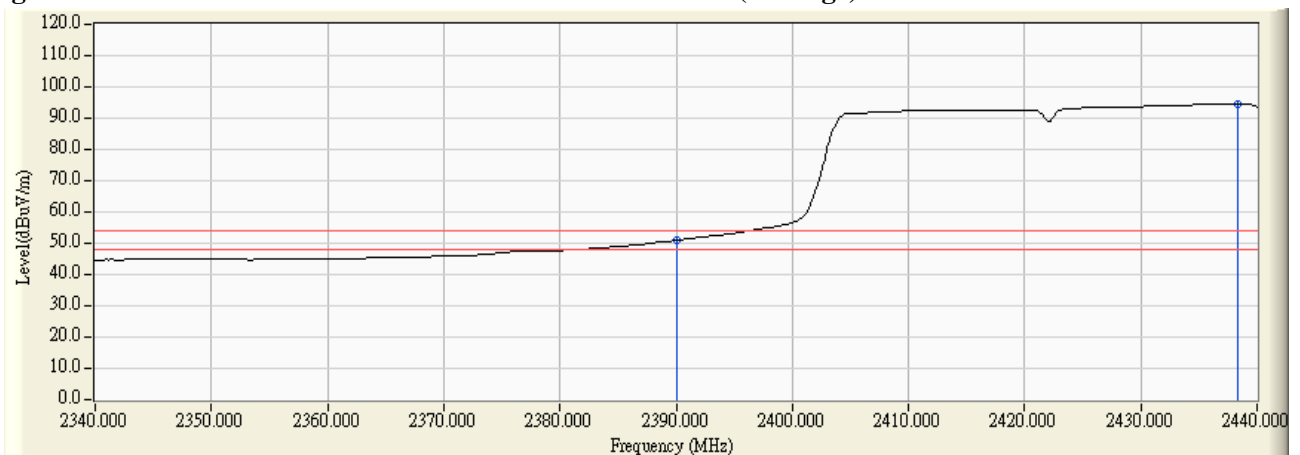


Figure Channel 01:

Horizontal (Average)



Note:

1. All readings above 1GHz are performed with peak and/or average measurements as necessary.
2. Peak measurements: RBW = 1MHz, VBW = 3 MHz, Sweep: Auto.
3. Average measurements: RBW = 1MHz, VBW = 10 Hz, Sweep: Auto.
4. “ * ”, means this data is the worst emission level.
5. Measurement Level = Reading Level + Correct Factor.
6. The average measurement was not performed when the peak measured data under the limit of average detection.

Product : SpectraGuardR Access Point / Sensor
 Test Item : Band Edge
 Test Site : No.3 OATS
 Test Mode : Mode 12: Transmit - 802.11n-40BW_45Mbps(2.4G Band)(PIFA Antenna)

RF Radiated Measurement (Vertical):

Channel No.	Frequency (MHz)	Correct Factor (dB)	Reading Level (dBuV)	Emission Level (dBuV/m)	Peak Limit (dBuV/m)	Average Limit (dBuV/m)	Result
01 (Peak)	2389.000	30.273	42.068	72.342	74.00	54.00	Pass
01 (Peak)	2390.000	30.267	41.043	71.310	74.00	54.00	Pass
01 (Peak)	2437.000	30.362	78.596	108.958	--	--	Pass
01 (Average)	2390.000	30.267	22.388	52.655	74.00	54.00	Pass
01 (Average)	2437.400	30.364	66.837	97.201	--	--	Pass

Figure Channel 01:

Vertical (Peak)

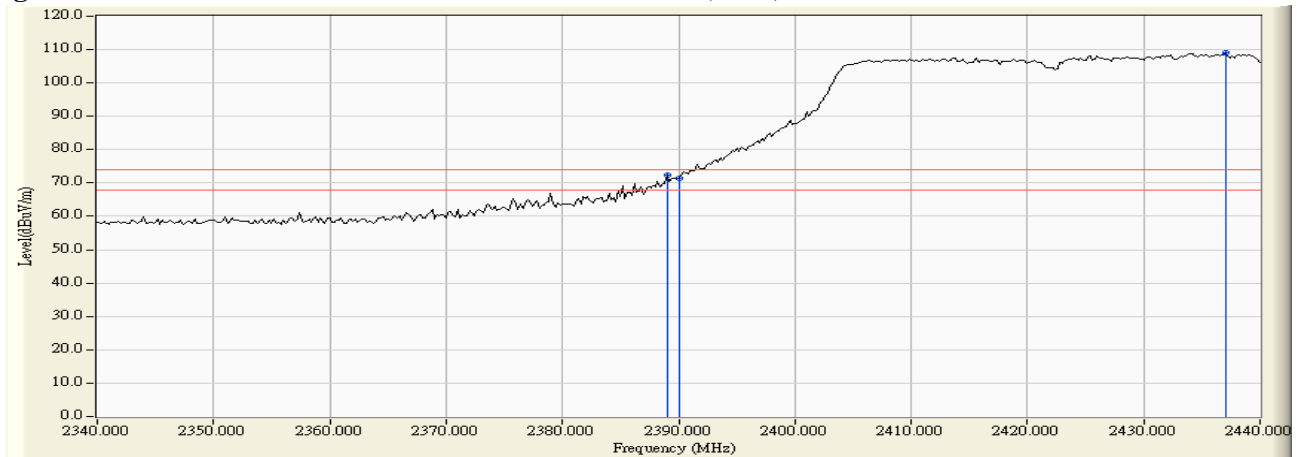
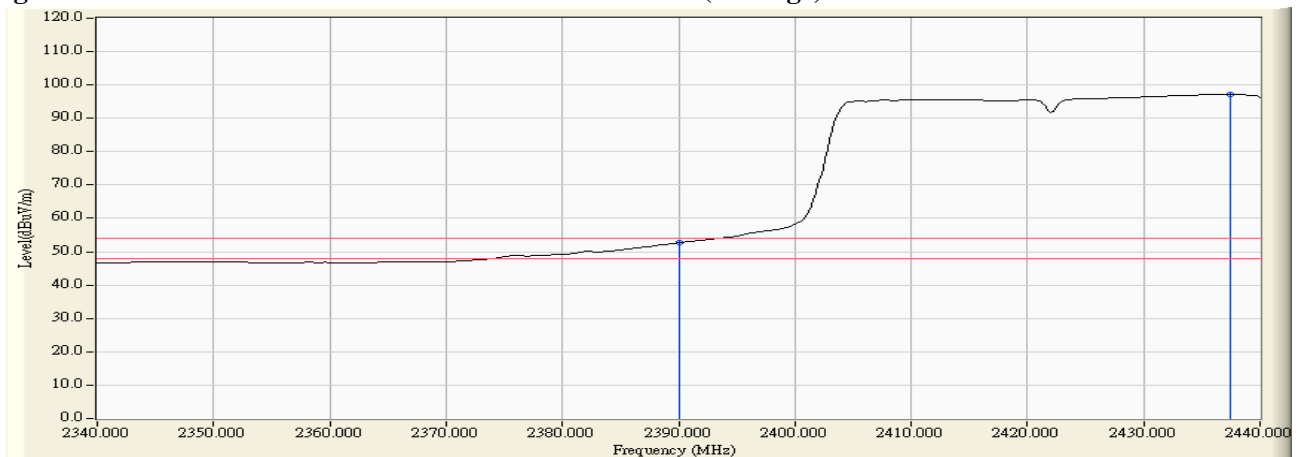


Figure Channel 01:

Vertical (Average)



Note:

1. All readings above 1GHz are performed with peak and/or average measurements as necessary.
2. Peak measurements: RBW = 1MHz, VBW = 3 MHz, Sweep: Auto.
3. Average measurements: RBW = 1MHz, VBW = 10 Hz, Sweep: Auto.
4. “ * ”, means this data is the worst emission level.
5. Measurement Level = Reading Level + Correct Factor.
6. The average measurement was not performed when the peak measured data under the limit of average detection.

Product : SpectraGuardR Access Point / Sensor
 Test Item : Band Edge
 Test Site : No.3 OATS
 Test Mode : Mode 12: Transmit - 802.11n-40BW_45Mbps(2.4G Band)(PIFA Antenna)

RF Radiated Measurement (Horizontal):

Channel No.	Frequency (MHz)	Correct Factor (dB)	Reading Level (dBuV)	Emission Level (dBuV/m)	Peak Limit (dBuV/m)	Average Limit (dBuV/m)	Result
07 (Peak)	2460.500	31.889	71.900	103.789	--	--	Pass
07 (Peak)	2483.500	31.951	40.004	71.954	74.00	54.00	Pass
07 (Peak)	2487.700	31.961	40.616	72.577	74.00	54.00	Pass
07 (Peak)	2494.900	31.980	41.063	73.043	74.00	54.00	Pass
07 (Average)	2465.700	31.902	60.116	92.018	--	--	Pass
07 (Average)	2483.500	31.951	18.611	50.561	74.00	54.00	Pass

Figure Channel 07:

Horizontal (Peak)

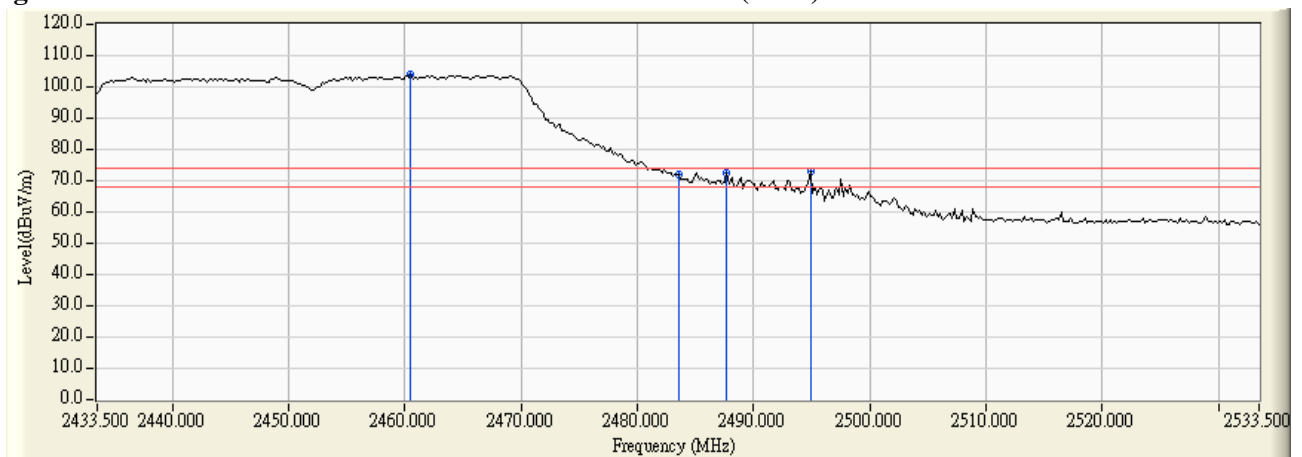
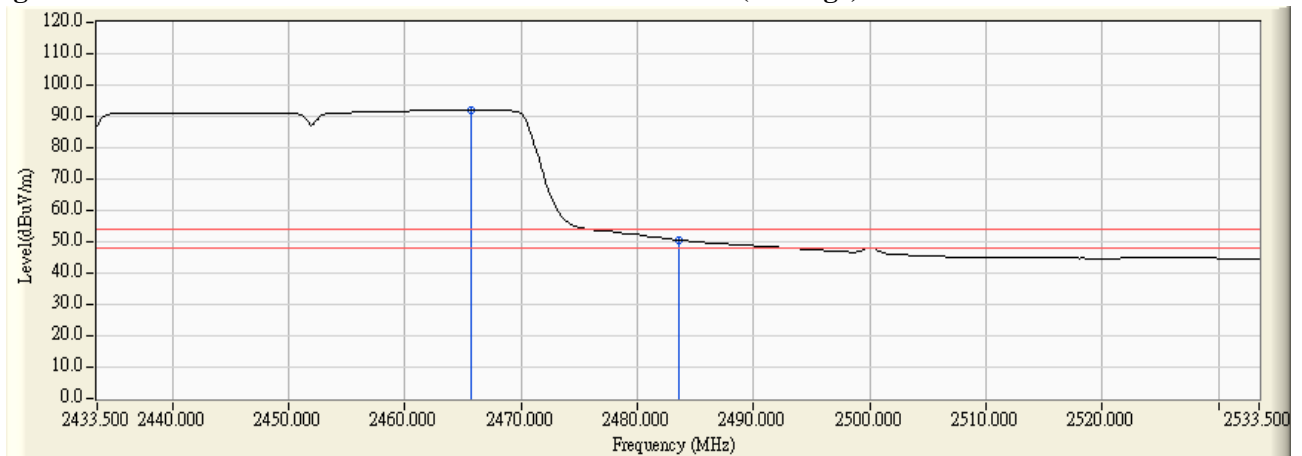


Figure Channel 07:

Horizontal (Average)



Note:

1. All readings above 1GHz are performed with peak and/or average measurements as necessary.
2. Peak measurements: RBW = 1MHz, VBW = 3 MHz, Sweep: Auto.
3. Average measurements: RBW = 1MHz, VBW = 10 Hz, Sweep: Auto.
4. “ * ”, means this data is the worst emission level.
5. Measurement Level = Reading Level + Correct Factor.
6. The average measurement was not performed when the peak measured data under the limit of average detection.

Product : SpectraGuardR Access Point / Sensor
 Test Item : Band Edge
 Test Site : No.3 OATS
 Test Mode : Mode 12: Transmit - 802.11n-40BW_45Mbps(2.4G Band)(PIFA Antenna)

RF Radiated Measurement (Vertical):

Channel No.	Frequency (MHz)	Correct Factor (dB)	Reading Level (dBuV)	Emission Level (dBuV/m)	Peak Limit (dBuV/m)	Average Limit (dBuV/m)	Result
07 (Peak)	2468.900	30.514	76.974	107.488	--	--	Pass
07 (Peak)	2483.500	30.586	42.069	72.654	74.00	54.00	Pass
07 (Peak)	2484.500	30.590	42.760	73.350	74.00	54.00	Pass
07 (Average)	2467.500	30.506	65.207	95.714	--	--	Pass
07 (Average)	2483.500	30.586	23.012	53.597	74.00	54.00	Pass

Figure Channel 07:

Vertical (Peak)

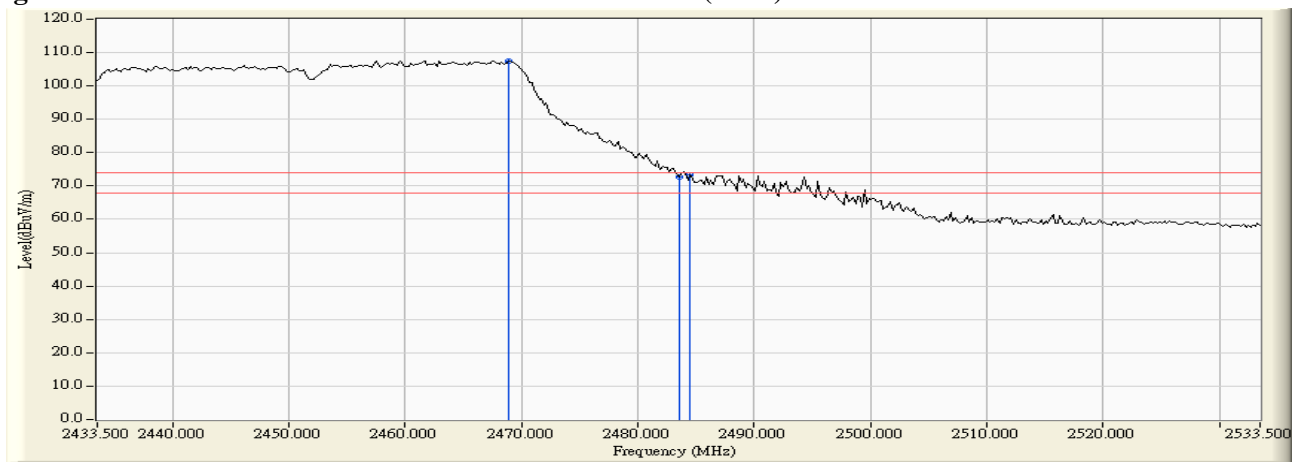
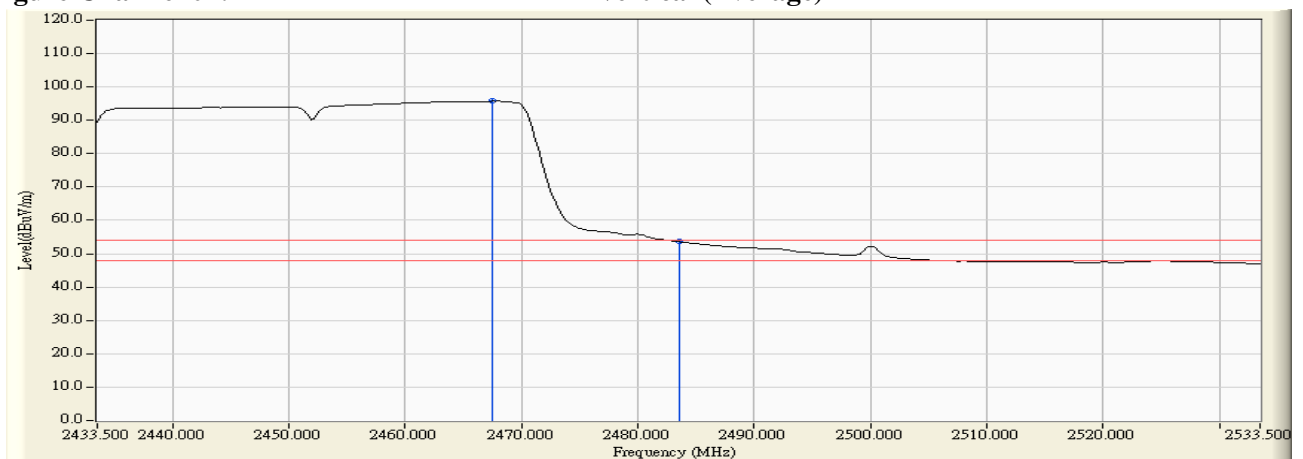


Figure Channel 01:

Vertical (Average)



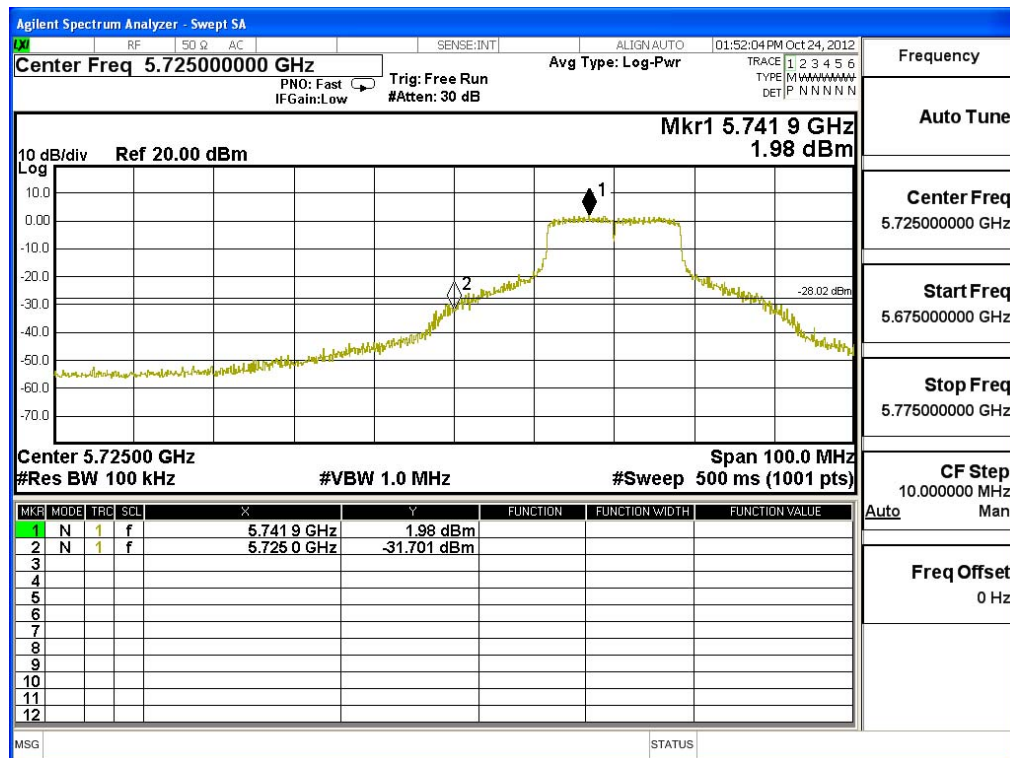
Note:

1. All readings above 1GHz are performed with peak and/or average measurements as necessary.
2. Peak measurements: RBW = 1MHz, VBW = 3 MHz, Sweep: Auto.
3. Average measurements: RBW = 1MHz, VBW = 10 Hz, Sweep: Auto.
4. “ * ”, means this data is the worst emission level.
5. Measurement Level = Reading Level + Correct Factor.
6. The average measurement was not performed when the peak measured data under the limit of average detection.

Product : SpectraGuardR Access Point / Sensor
 Test Item : Band Edge
 Test Site : No.3 OATS
 Test Mode : Mode 3: Transmit - 802.11a 6Mbps(Dipole Antenna)

Chain A

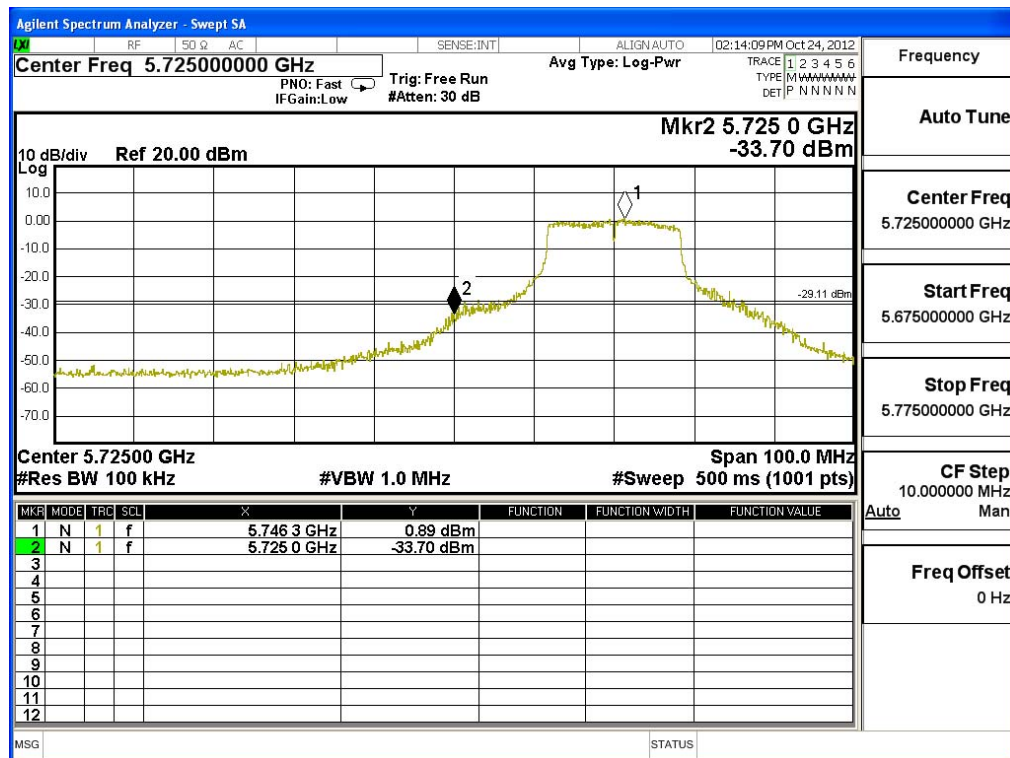
Test Frequency (MHz)	Measurement Level Δ (dB)	Limit Δ (dB)	Result
5745	33.69	>30	PASS



Product : SpectraGuardR Access Point / Sensor
 Test Item : Band Edge
 Test Site : No.3 OATS
 Test Mode : Mode 3: Transmit - 802.11a 6Mbps(Dipole Antenna)

Chain B

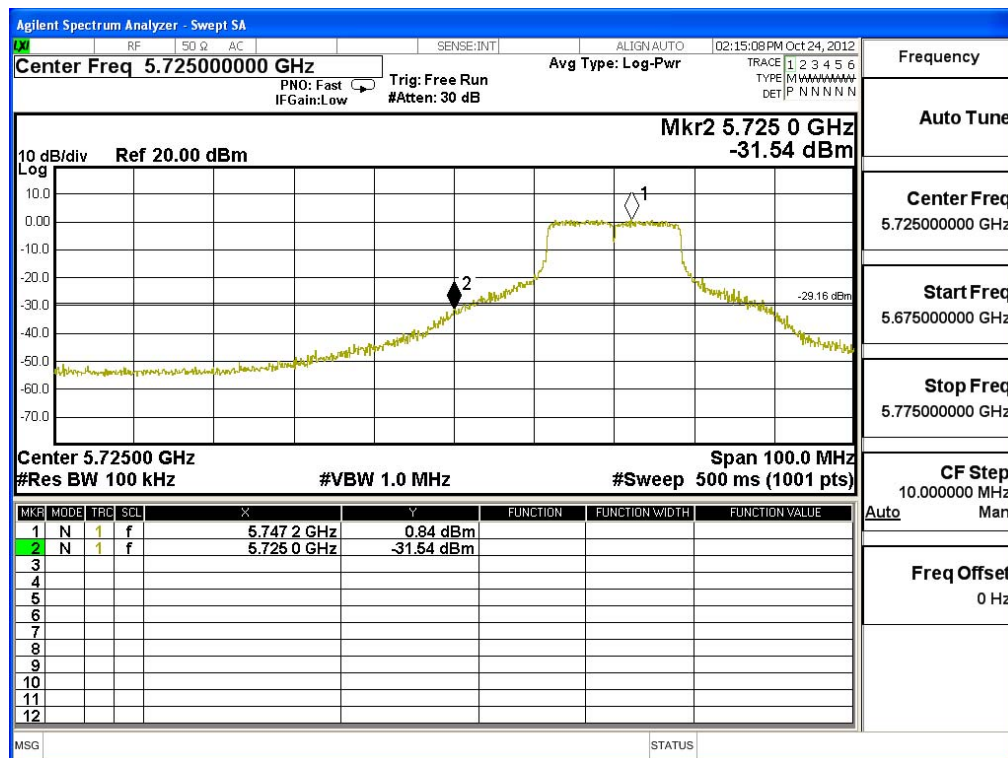
Test Frequency (MHz)	Measurement Level Δ (dB)	Limit Δ (dB)	Result
5745	34.59	>30	PASS



Product : SpectraGuardR Access Point / Sensor
 Test Item : Band Edge
 Test Site : No.3 OATS
 Test Mode : Mode 3: Transmit - 802.11a 6Mbps(Dipole Antenna)

Chain C

Test Frequency (MHz)	Measurement Level Δ (dB)	Limit Δ (dB)	Result
5745	32.38	>30	PASS



Product : SpectraGuardR Access Point / Sensor
 Test Item : Band Edge
 Test Site : No.3 OATS
 Test Mode : Mode 3: Transmit - 802.11a 6Mbps(Dipole Antenna)

Chain A

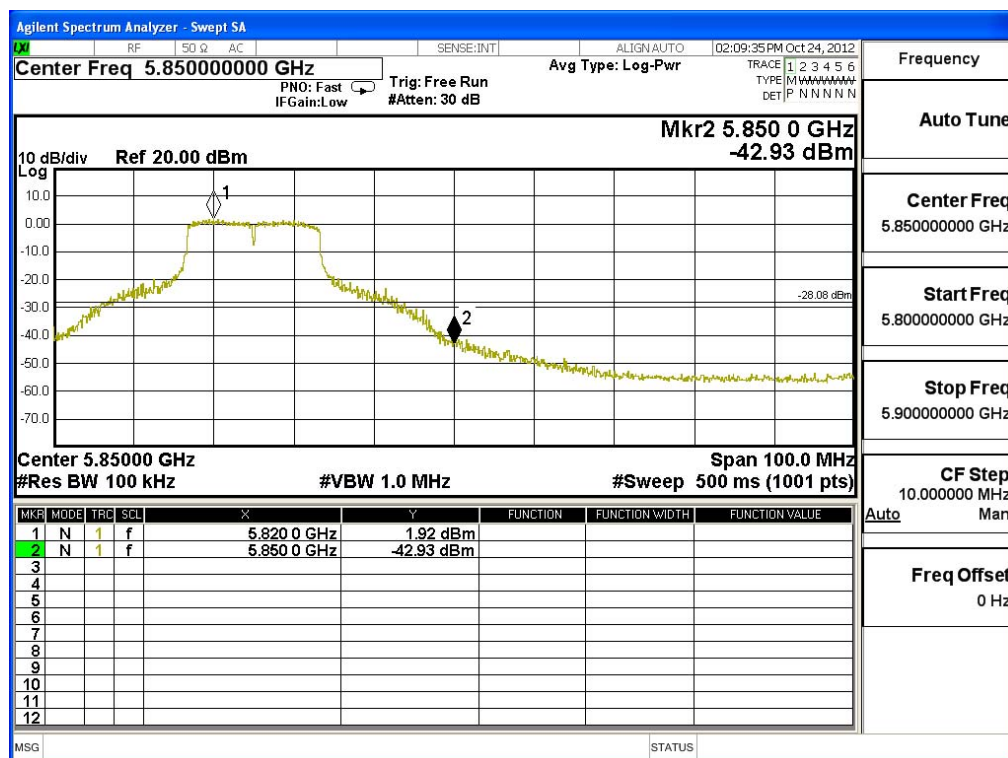
Test Frequency (MHz)	Measurement Level Δ (dB)	Limit Δ (dB)	Result
5825	42.83	>30	PASS



Product : SpectraGuardR Access Point / Sensor
 Test Item : Band Edge
 Test Site : No.3 OATS
 Test Mode : Mode 3: Transmit - 802.11a 6Mbps(Dipole Antenna)

Chain B

Test Frequency (MHz)	Measurement Level Δ (dB)	Limit Δ (dB)	Result
5825	44.85	>30	PASS



Product : SpectraGuardR Access Point / Sensor
 Test Item : Band Edge
 Test Site : No.3 OATS
 Test Mode : Mode 3: Transmit - 802.11a 6Mbps(Dipole Antenna)

Chain C

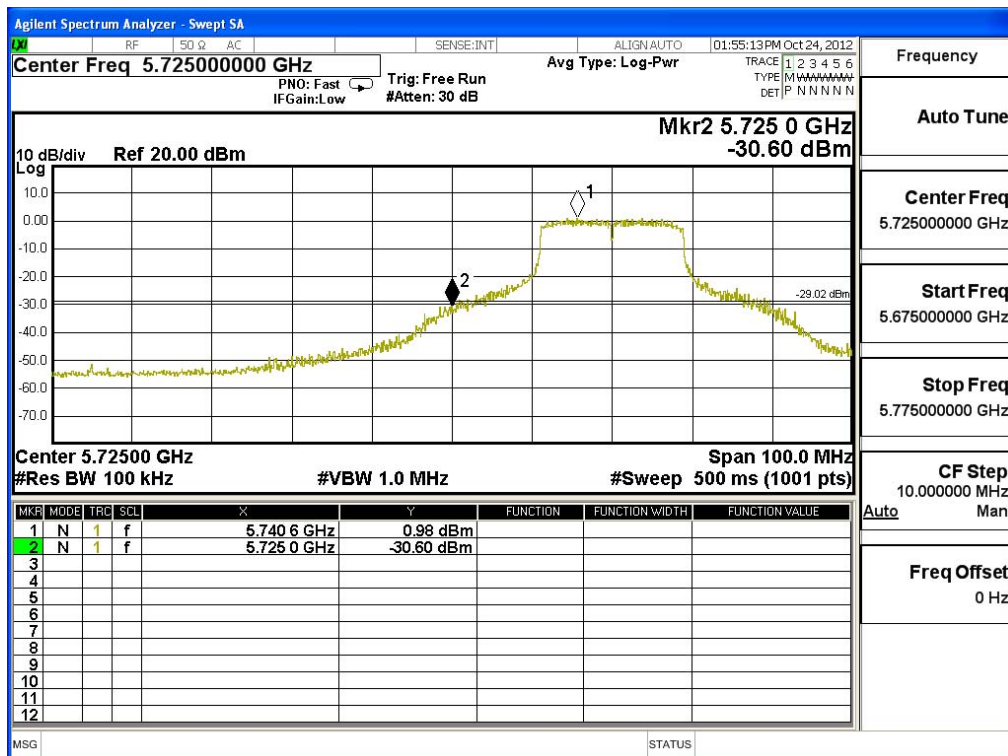
Test Frequency (MHz)	Measurement Level Δ (dB)	Limit Δ (dB)	Result
5825	40.08	>30	PASS



Product : SpectraGuardR Access Point / Sensor
 Test Item : Band Edge
 Test Site : No.3 OATS
 Test Mode : Mode 6: Transmit - 802.11n-20BW_21.7Mbps(5G Band)(Dipole Antenna)

Chain A

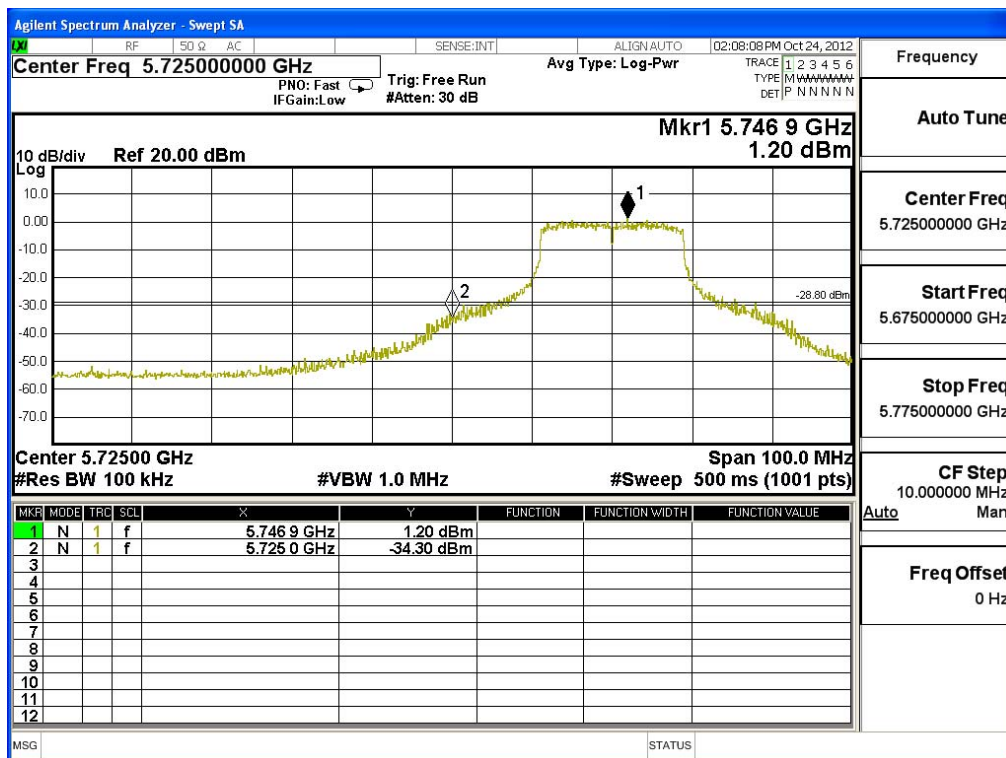
Test Frequency (MHz)	Measurement Level Δ (dB)	Limit Δ (dB)	Result
5745	31.58	>30	PASS



Product : SpectraGuardR Access Point / Sensor
 Test Item : Band Edge
 Test Site : No.3 OATS
 Test Mode : Mode 6: Transmit - 802.11n-20BW_21.7Mbps(5G Band)(Dipole Antenna)

Chain B

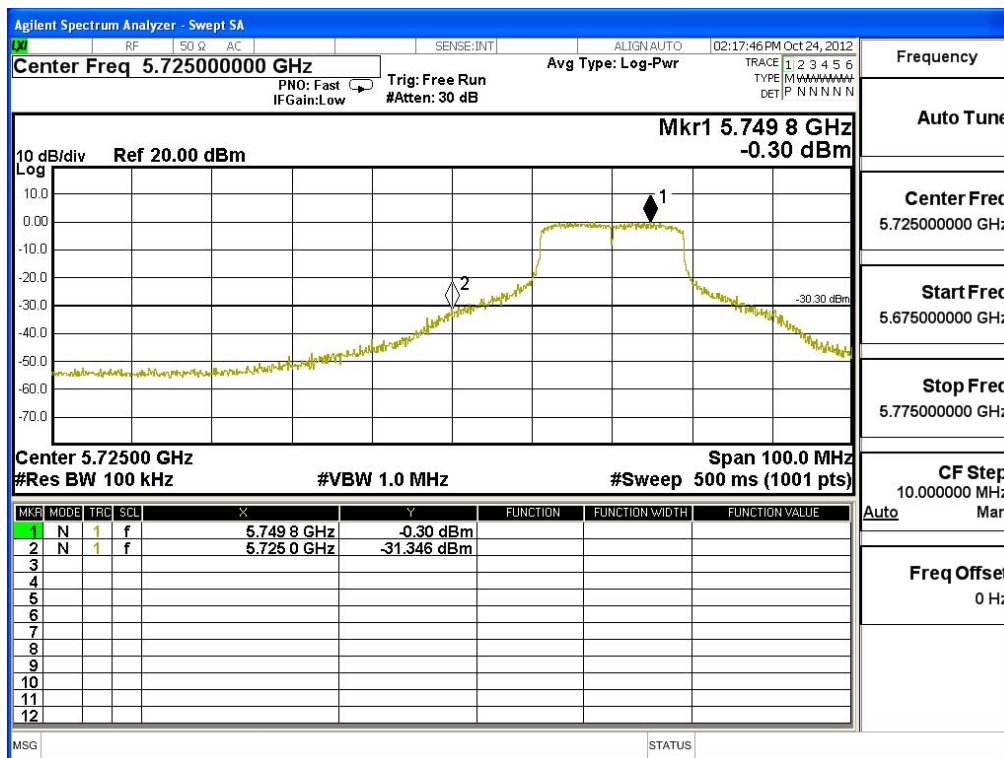
Test Frequency (MHz)	Measurement Level Δ (dB)	Limit Δ (dB)	Result
5745	35.50	>30	PASS



Product : SpectraGuardR Access Point / Sensor
 Test Item : Band Edge
 Test Site : No.3 OATS
 Test Mode : Mode 6: Transmit - 802.11n-20BW_21.7Mbps(5G Band)(Dipole Antenna)

Chain C

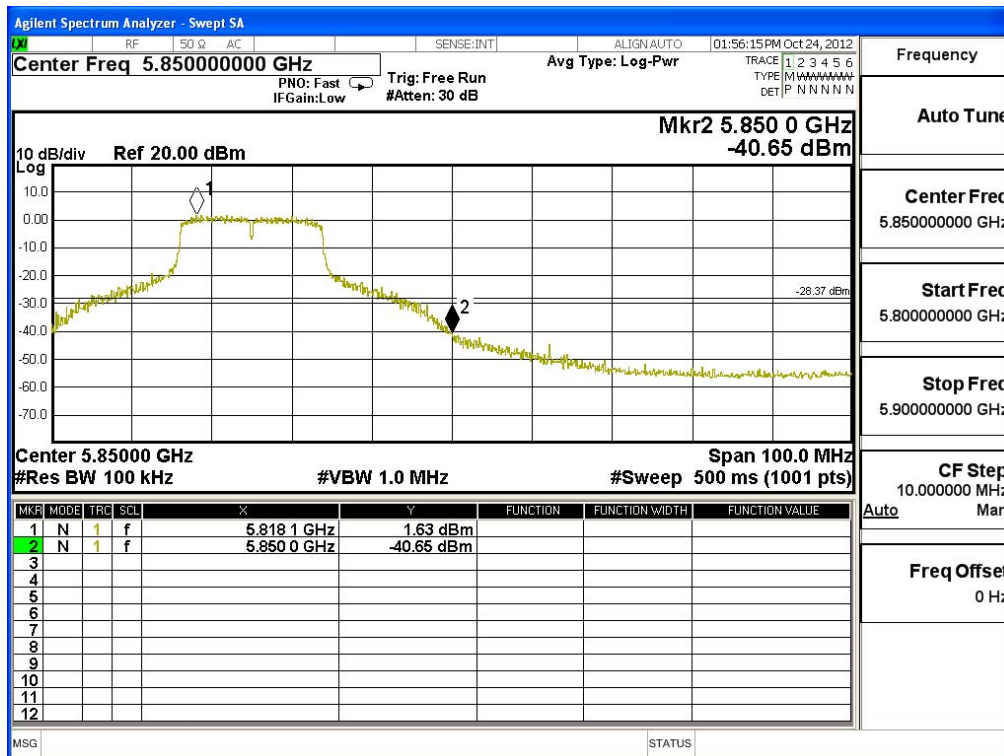
Test Frequency (MHz)	Measurement Level Δ (dB)	Limit Δ (dB)	Result
5745	31.646	>30	PASS



Product : SpectraGuardR Access Point / Sensor
 Test Item : Band Edge
 Test Site : No.3 OATS
 Test Mode : Mode 6: Transmit - 802.11n-20BW_21.7Mbps(5G Band)(Dipole Antenna)

Chain A

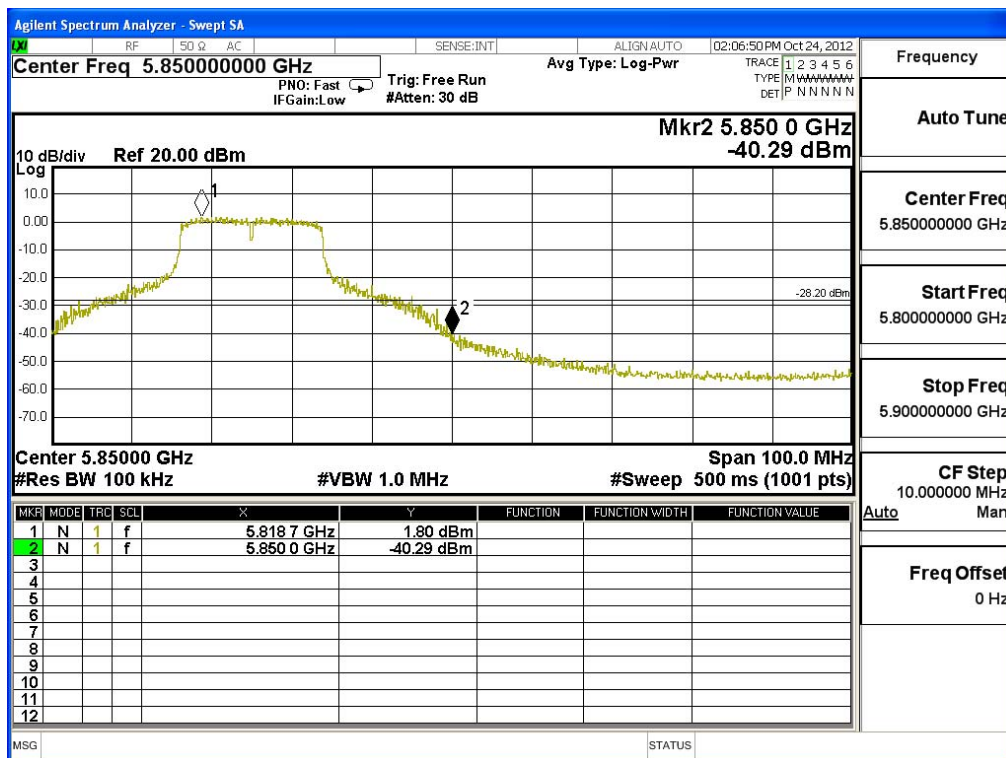
Test Frequency (MHz)	Measurement Level Δ (dB)	Limit Δ (dB)	Result
5825	42.28	>30	PASS



Product : SpectraGuardR Access Point / Sensor
 Test Item : Band Edge
 Test Site : No.3 OATS
 Test Mode : Mode 6: Transmit - 802.11n-20BW_21.7Mbps(5G Band)(Dipole Antenna)

Chain B

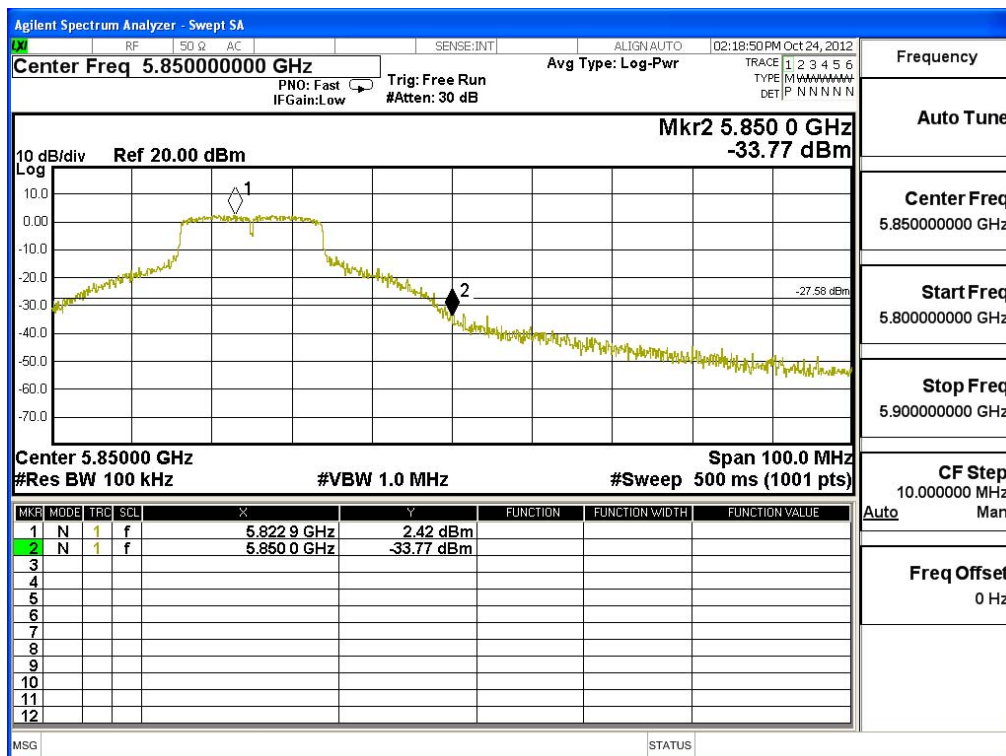
Test Frequency (MHz)	Measurement Level Δ (dB)	Limit Δ (dB)	Result
5825	42.09	>30	PASS



Product : SpectraGuardR Access Point / Sensor
 Test Item : Band Edge
 Test Site : No.3 OATS
 Test Mode : Mode 6: Transmit - 802.11n-20BW_21.7Mbps(5G Band)(Dipole Antenna)

Chain C

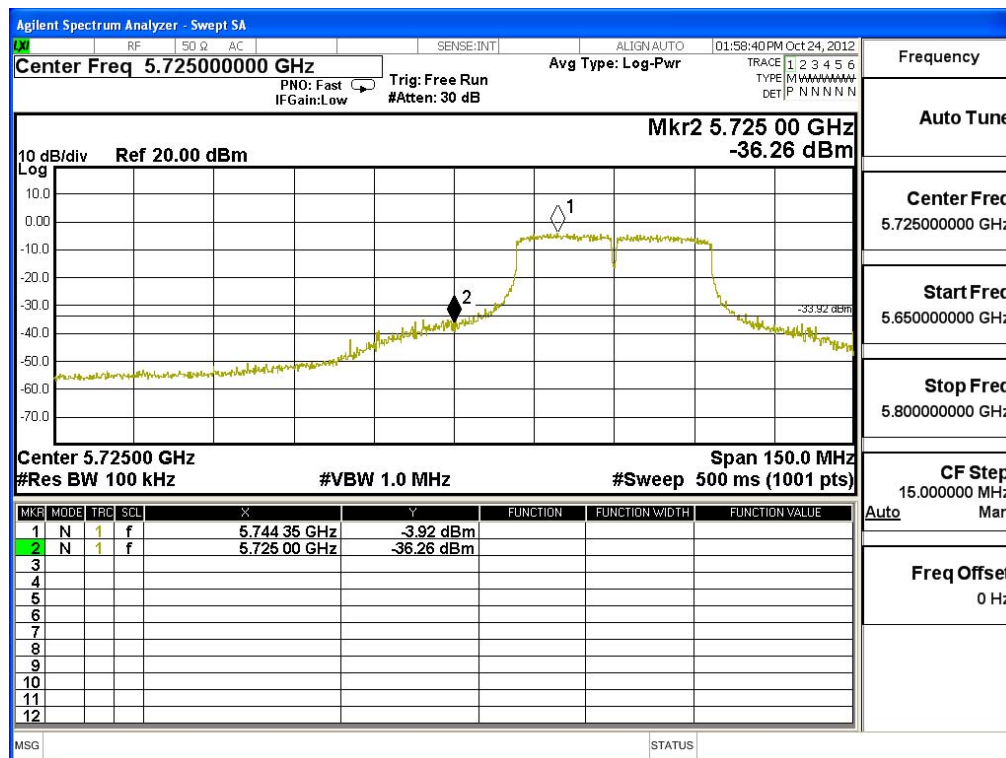
Test Frequency (MHz)	Measurement Level Δ (dB)	Limit Δ (dB)	Result
5825	36.19	>30	PASS



Product : SpectraGuardR Access Point / Sensor
 Test Item : Band Edge
 Test Site : No.3 OATS
 Test Mode : Mode 7: Transmit - 802.11n-40BW_45Mbps(5G Band)(Dipole Antenna)

Chain A

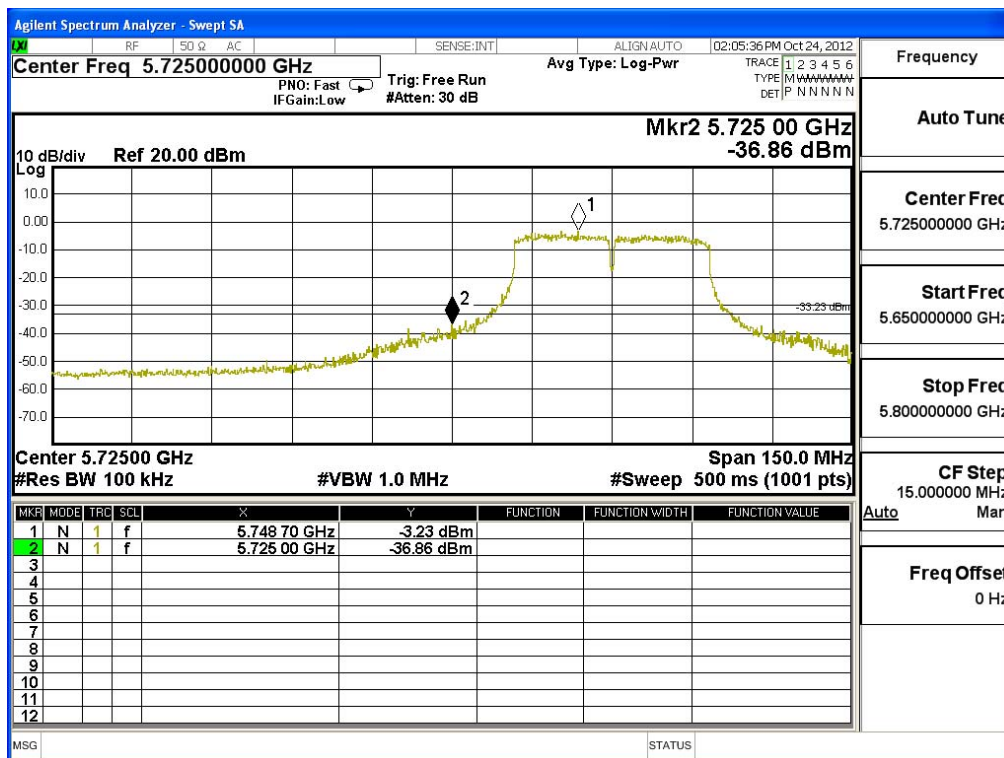
Test Frequency (MHz)	Measurement Level Δ (dB)	Limit Δ (dB)	Result
5755	32.34	>30	PASS



Product : SpectraGuardR Access Point / Sensor
 Test Item : Band Edge
 Test Site : No.3 OATS
 Test Mode : Mode 7: Transmit - 802.11n-40BW_45Mbps(5G Band)(Dipole Antenna)

Chain B

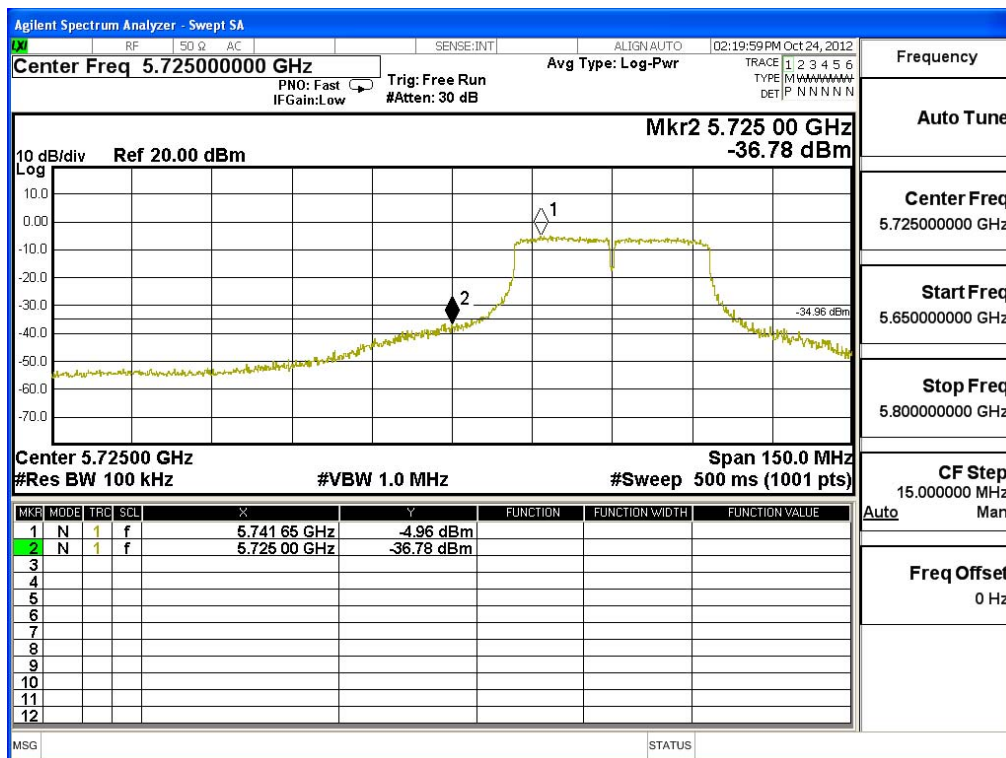
Test Frequency (MHz)	Measurement Level Δ (dB)	Limit Δ (dB)	Result
5755	33.63	>30	PASS



Product : SpectraGuardR Access Point / Sensor
 Test Item : Band Edge
 Test Site : No.3 OATS
 Test Mode : Mode 7: Transmit - 802.11n-40BW_45Mbps(5G Band)(Dipole Antenna)

Chain C

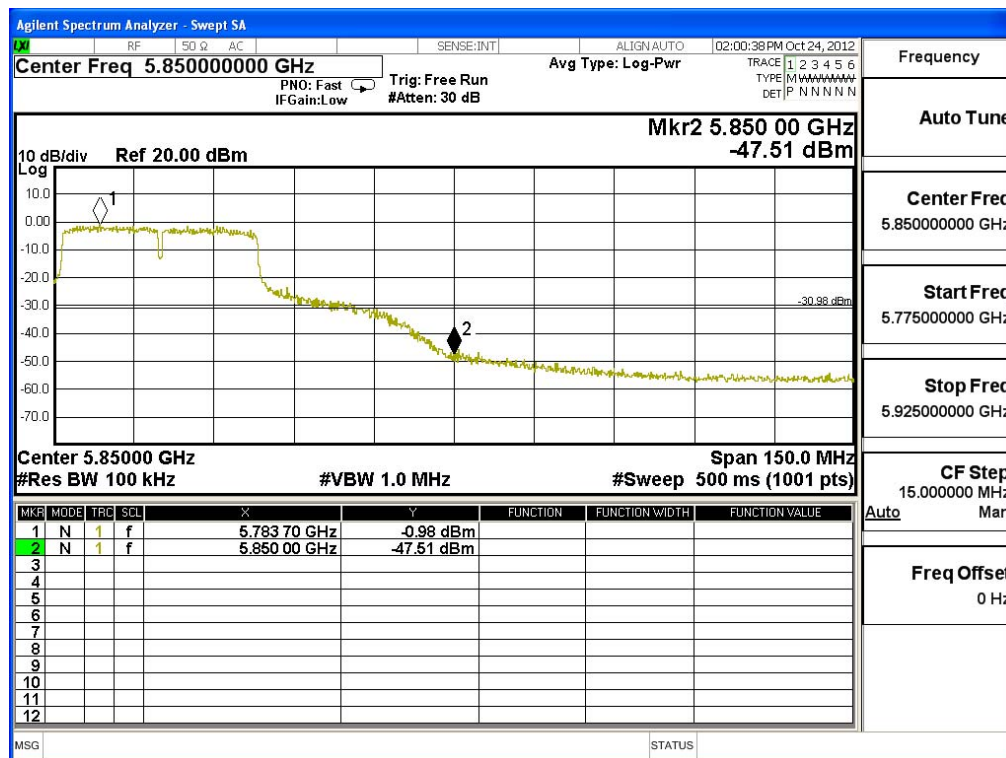
Test Frequency (MHz)	Measurement Level Δ (dB)	Limit Δ (dB)	Result
5755	31.82	>30	PASS



Product : SpectraGuardR Access Point / Sensor
 Test Item : Band Edge
 Test Site : No.3 OATS
 Test Mode : Mode 7: Transmit - 802.11n-40BW_45Mbps(5G Band)(Dipole Antenna)

Chain A

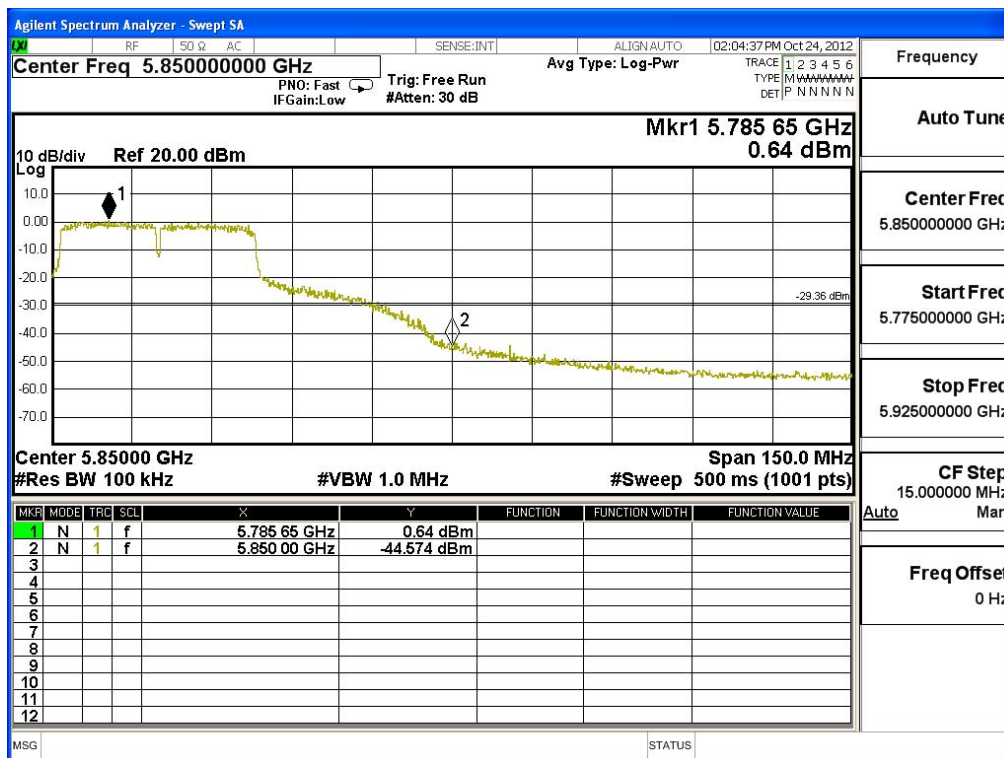
Test Frequency (MHz)	Measurement Level Δ (dB)	Limit Δ (dB)	Result
5795	48.49	>30	PASS



Product : SpectraGuardR Access Point / Sensor
 Test Item : Band Edge
 Test Site : No.3 OATS
 Test Mode : Mode 7: Transmit - 802.11n-40BW_45Mbps(5G Band)(Dipole Antenna)

Chain B

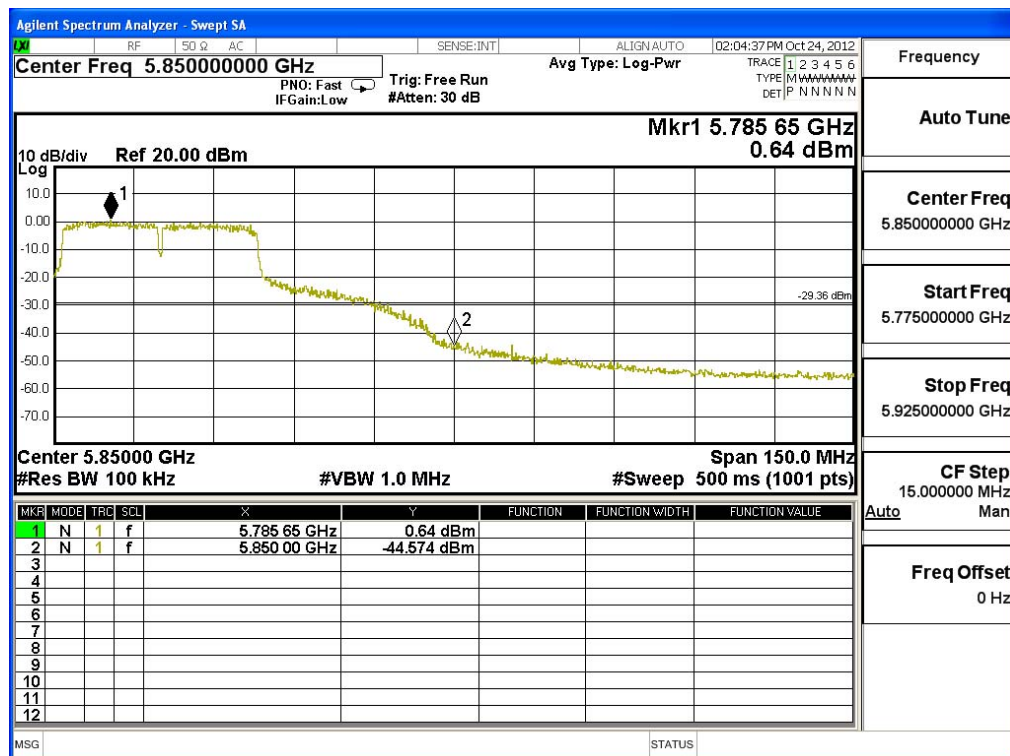
Test Frequency (MHz)	Measurement Level Δ (dB)	Limit Δ (dB)	Result
5795	45.214	>30	PASS



Product : SpectraGuardR Access Point / Sensor
 Test Item : Band Edge
 Test Site : No.3 OATS
 Test Mode : Mode 7: Transmit - 802.11n-40BW_45Mbps(5G Band)(Dipole Antenna)

Chain C

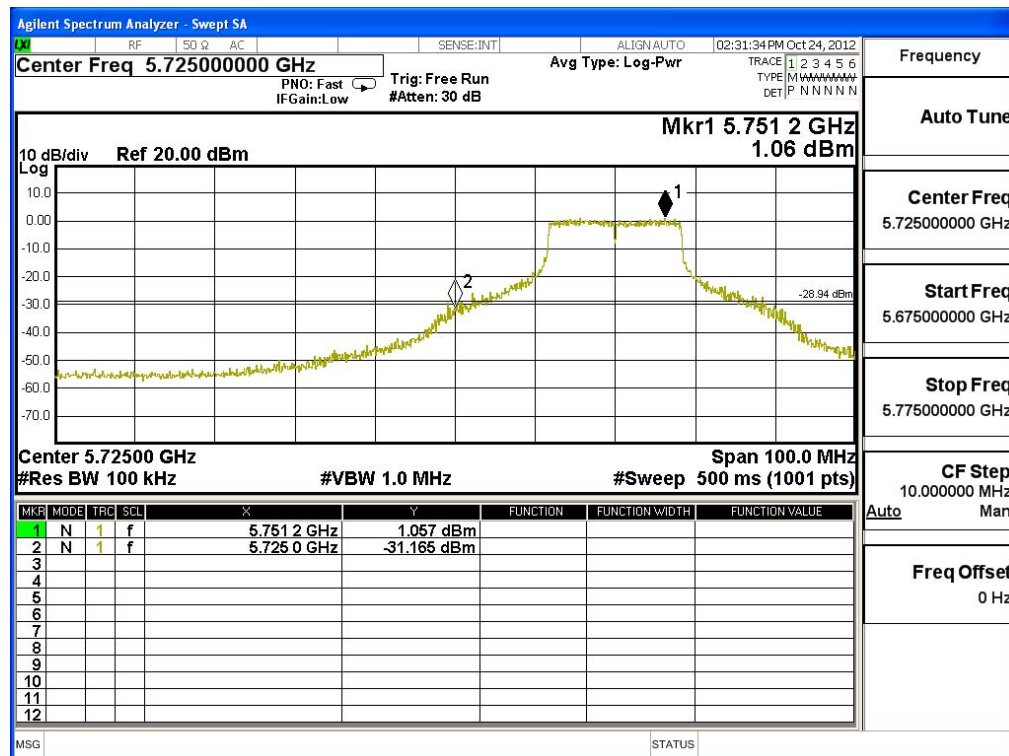
Test Frequency (MHz)	Measurement Level Δ (dB)	Limit Δ (dB)	Result
5795	45.34	>30	PASS



Product : SpectraGuardR Access Point / Sensor
 Test Item : Band Edge
 Test Site : No.3 OATS
 Test Mode : Mode 10: Transmit - 802.11a 6Mbps(PIFA Antenna)

Chain A

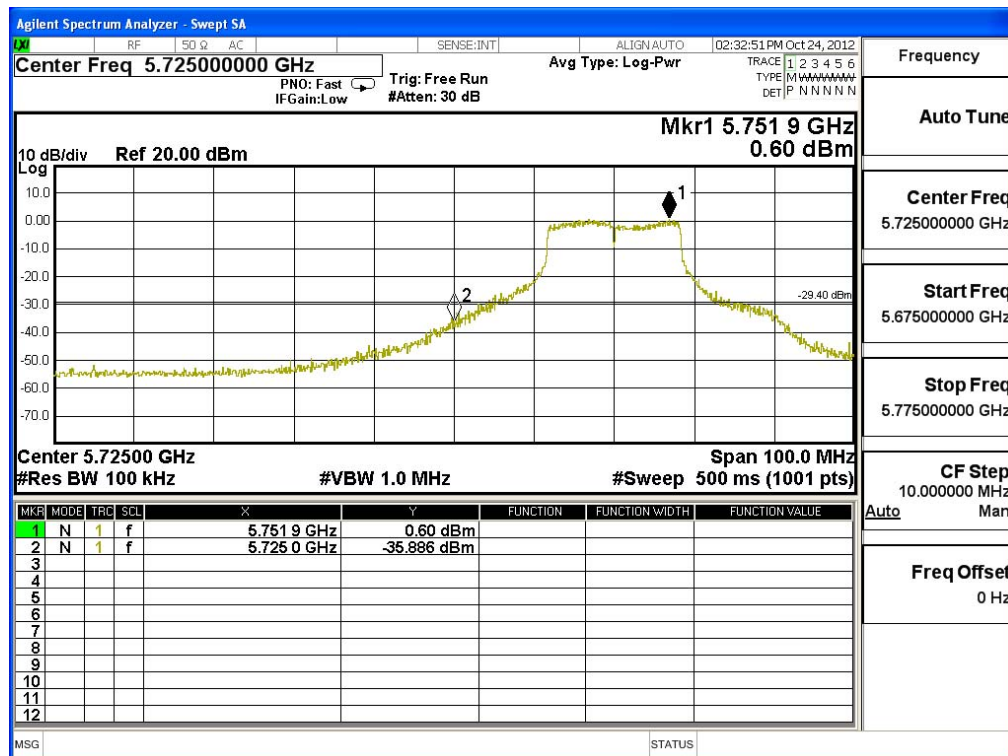
Test Frequency (MHz)	Measurement Level Δ (dB)	Limit Δ (dB)	Result
5745	32.222	>30	PASS



Product : SpectraGuardR Access Point / Sensor
 Test Item : Band Edge
 Test Site : No.3 OATS
 Test Mode : Mode 10: Transmit - 802.11a 6Mbps(PIFA Antenna)

Chain B

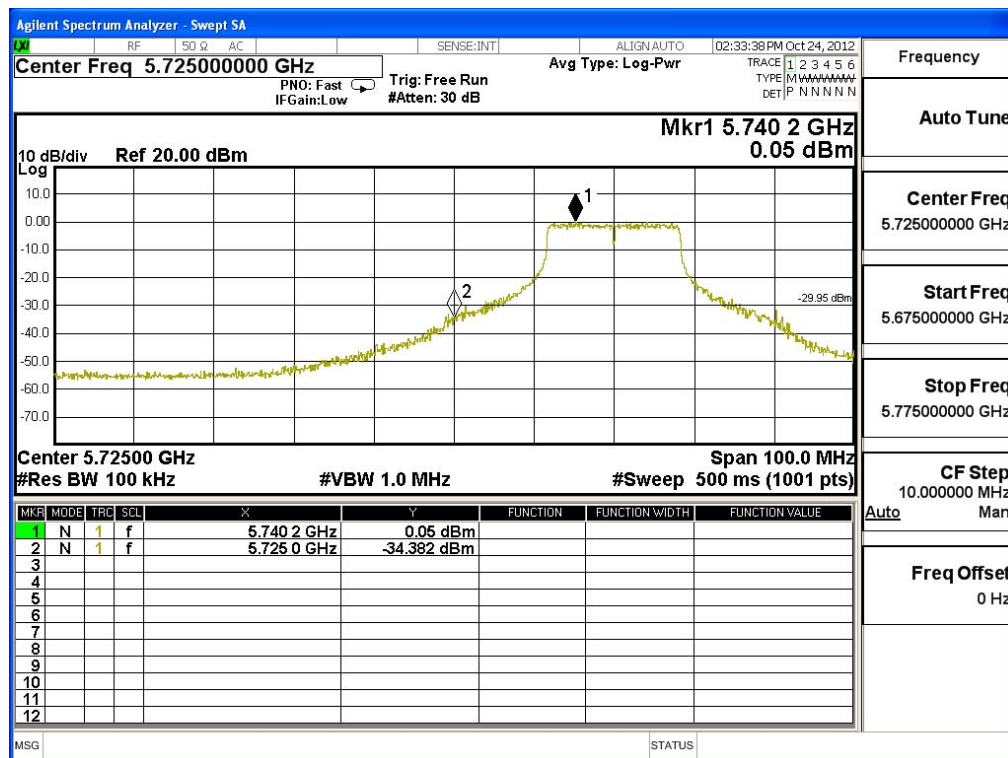
Test Frequency (MHz)	Measurement Level Δ (dB)	Limit Δ (dB)	Result
5745	36.486	>30	PASS



Product : SpectraGuardR Access Point / Sensor
 Test Item : Band Edge
 Test Site : No.3 OATS
 Test Mode : Mode 10: Transmit - 802.11a 6Mbps(PIFA Antenna)

Chain C

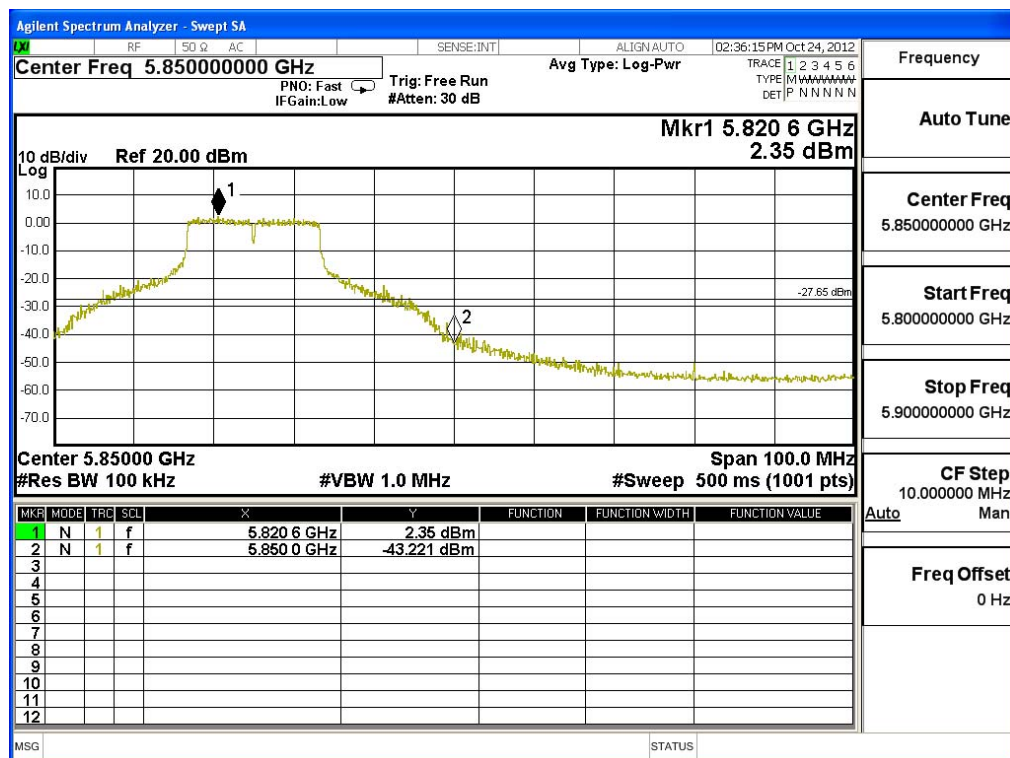
Test Frequency (MHz)	Measurement Level Δ (dB)	Limit Δ (dB)	Result
5745	34.432	>30	PASS



Product : SpectraGuardR Access Point / Sensor
 Test Item : Band Edge
 Test Site : No.3 OATS
 Test Mode : Mode 10: Transmit - 802.11a 6Mbps(PIFA Antenna)

Chain A

Test Frequency (MHz)	Measurement Level Δ (dB)	Limit Δ (dB)	Result
5825	45.571	>30	PASS



Product : SpectraGuardR Access Point / Sensor
 Test Item : Band Edge
 Test Site : No.3 OATS
 Test Mode : Mode 10: Transmit - 802.11a 6Mbps(PIFA Antenna)

Chain B

Test Frequency (MHz)	Measurement Level Δ (dB)	Limit Δ (dB)	Result
5825	43.124	>30	PASS



Product : SpectraGuardR Access Point / Sensor
 Test Item : Band Edge
 Test Site : No.3 OATS
 Test Mode : Mode 10: Transmit - 802.11a 6Mbps(PIFA Antenna)

Chain C

Test Frequency (MHz)	Measurement Level Δ (dB)	Limit Δ (dB)	Result
5825	43.124	>30	PASS

