

1. Photographs of Conducted Emissions Test Configuration

Adapter Mode

Front view



Side view



Under table view




2. Photographs of Radiated Emissions Test Configuration

For radiated emissions 30MHz~1GHz


Radio 0

Adapter Mode


Front view




Rear view



Radio 0
PoE Mode




Front view




Rear view

**Radio 3
Adapter Mode**

Front view




Rear view




For radiated emissions above 1GHz
Radio 0


Front view



Rear view



Radio 3



Front view



Rear view

————THE END————