

1. Photographs of Conducted Emissions Test Configuration

Adapter Mode



Front view



Side view

Under table view




2. Photographs of Radiated Emissions Test Configuration

For radiated emissions 30MHz~1GHz


Radio 0

Adapter Mode


Front view




Rear view



**Radio 0
PoE Mode**




Front view



Rear view

**Radio 2
Adapter Mode**

Front view



Rear view




**For radiated emissions above 1GHz
Radio 0**


Front view



Rear view



Radio 2_Full RU



Front view



Rear view

**Radio 2_Multi-RU &
Channel Puncturing**

Front view




Rear view



3. Photographs of Contention-Based Protocol Test Configuration

Radio 0

Front view



Radio 2

Front view



————THE END————