

1. Photographs of Conducted Emissions Test Configuration

Test Mode: Mode 3

FRONT VIEW




REAR VIEW




2. Photographs of Radiated Emissions Test Configuration

Test Configuration: 30MHz~1GHz / Test Mode: Mode 1

FRONT VIEW



REAR VIEW




Test Configuration: Above 1GHz

Test Mode: Mode 1

For Harmonic:

FRONT VIEW




REAR VIEW



For Band Edge:

FRONT VIEW




REAR VIEW



Test Mode: Mode 2

FRONT VIEW



REAR VIEW



————THE END————