





Test Report

Report No	EF0739-1
Client	Dresser Inc.
Phone	203-385-0331
Fax	203-385-0347
FRN	0014097331
Models	XW-1
FCC ID	TO3-XW1-ASHWF
IC	6153A-XW1WPF
Equipment Type	Low Power Communication Device Transmitter
Equipment Code	DXX
Emissions Designator	K1D
Tested To	FCC 15.249 and RSS 210 Issue 6
Results	As detailed within this report
Prepared by	 Mairaj Hussain – Test Engineer
Authorized by	 Michael Buchholz – EMC Manager
Issue Date	10/12/05
Conditions of issue	This Test Report is issued subject to the conditions stated in 'terms and conditions' section of this

Curtis-Straus LLC is accredited by the American Association for Laboratory Accreditation for the specific scope of accreditation under Certificate Number 1627-01. This report may contain data and opinions which are not covered by the A2LA accreditation.

Summary	3
Test Methodology	3
Instrument Bandwidth Settings:	4
EUT Configuration	5
Statement of Conformity	6
Test Data and Plots	7
Band Edges	7
Section 15.249	9
Section 15.249 (d)	10
Occupied BW	11
AC Line Conducted Emission Measurements	12
Test Equipment Used	13
Terms And Conditions	17
A2LA Accreditation	19

Summary

This report is an application for certification of a transmitter operating under 47 CFR 15.249 of the FCC rules and RSS-210 Issue 6 provided for operation in the frequency band of 902-928MHz. The product covered by this report is the XW-1.

Test Methodology

All testing was performed according to the procedures specified in ANSI C63.4 (2003). The product was tested with modulation on and peak readings were compared against the QP limit (below 1000MHz) presented in section CFR 15.249.

Frequency range investigated:	30MHz – 10GHz
--------------------------------------	---------------

Measurement Distance:		
<i>Frequency (MHz)</i>	<i>Distance (m)</i>	<i>Comments</i>
Fundamental (916.6MHz)	3 m	Radiated
30MHz – 10GHz except 902-928MHz band	3m	Radiated Spurious Measurements

The EUT was fully maximized. The EUT antenna can not be maximized separately. EUT was tested in 3 orthogonal axis in order to maximize the emissions. The product only has one channel of operation and was evaluated at that channel. Fresh battery was used during the testing.

The product is DC powered and derives its power from a battery.

All readings are peak unless otherwise noted.

Instrument Bandwidth Settings:

Fundamental Reading:

RBW 120 KHz
VBW 1 MHz

Spurious Readings (below 30 MHz- 1000 MHz):

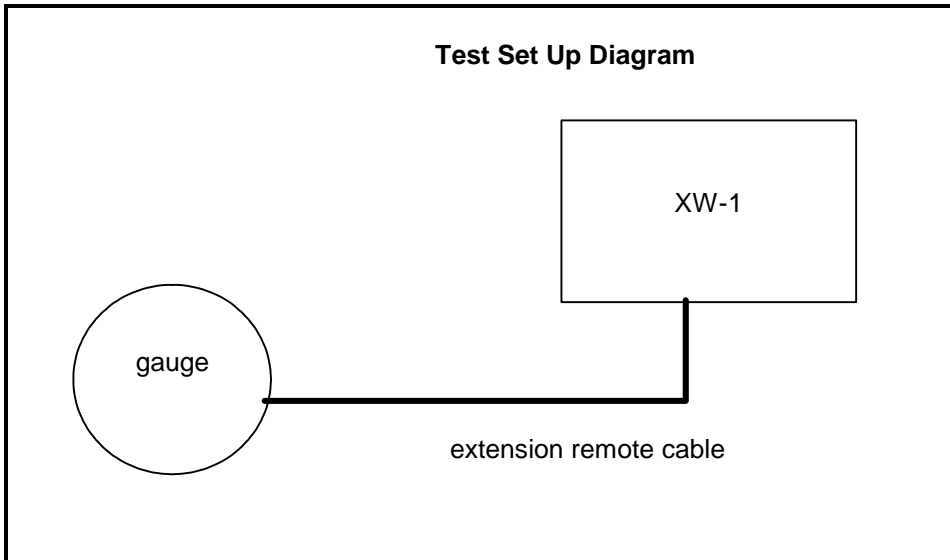
RBW 120 KHz
VBW 300 KHz

Spurious Readings (above 1000 MHz):

RBW 1000 MHz
VBW 3 MHz

EUT Configuration

EUT Configuration				
Work Order: F0739				
Company: Dresser Inc				
Company Address: 250 East Main Street Stratford, CT 06614				
Contact: Dan Horne				
Person Present: Dan Horne				
MN		SN		
EUT: XW-1		Beta 0034		
EUT Description: Pressure gauge				
EUT Max Frequency: 916.38MHz				
Support Equipment:	MN	SN		
Dell laptop	PP01L	-		
Gateway	GW5209-ASM	-		
EUT Cables:	Qty	Shielded?	Length	Ferrites
Extension/Remote cable	1	No	3 ft	None
Unpopulated EUT Ports:	Qty	Reason		
None				
Software / Operating Mode Description:				
Continuous Tx mode and normal operation (Tx and Rx every second) reading pressure and transmitting to gateway and receiving pooling from gateway.				



Statement of Conformity

The XW-1 has been found to conform with the following parts of the 47 CFR as detailed below:

RSS Gen	RSS-210	47 CFR Part #	Comments
5.3	5.7	15.15(b)	The product contains no user accessible controls that increase transmission power above allowable levels.
5.2	5.10	2.925, 15.19	The label is shown in the label exhibit. The label is permanently attached.
7.1.5	5.11	15.21	Information to the user is shown in the instruction manual exhibit.
		15.27	No special accessories are required for compliance.
4.5		15.31(e)	Voltage variation test was not performed on the product because it derives power from a battery.
7.1.4	5.5	15.203	The device utilizes antenna specific to the product. Antenna is permanently attached to PCB.
4.6 4.7	A2.9	15.205 15.209	The fundamental is not in a Restricted band and the spurious comply with the general emission limits of 15.209.
7.2.2		15.207	Unit is DC powered and derives its power from a battery, therefore AC line conducted emissions testing was not done.
	A2.9	15.249 (a)	The EUT meets the field strength limit of 50mV/m (93.97dBµV/m) at the fundamental.
	A2.9	15.249 (d)	Spurious emissions meet the general radiated emissions limits of section 15.209.
	A2.9	15.249 (e)	Spurious emissions found above 1GHz meet the FCC class B limits.
4.4.1	5.9.1		99% emissions bandwidth plot is provided.

*Test Data and Plots***Band Edges****Lower band edge**

10:18:23 OCT 04, 2005

REF 87.0 dB μ V #AT 0 dB MKR 902.000 MHz
22.14 dB μ VPEAK
LOG
10
dB/SPAN
5.000 MHzVA SB
SC FC
CORRCENTER 902.000 MHz SPAN 5.000 MHz
#RES BW 120 kHz #VBW 1 MHz SWP 20.0 msec

RL

Upper band edge

10:22:07 OCT 04, 2005

REF 87.0 dB μ V #AT 0 dB MKR 928.15 MHz
25.50 dB μ VPEAK
LOG
10
dB/MARKER
928.15 MHz
25.50 dB μ VVA SB
SC FC
CORRSTART 916.00 MHz STOP 929.00 MHz
#RES BW 120 kHz #VBW 1 MHz SWP 20.0 msec

RL

Table1:

Band Edge							Curtis-Straus LLC					
Date: 04-Oct-05			Company: Dresser				Work Order: F0739					
Engineer: Mairaj Hussain			EUT Desc: XW-1									
							Measurement Distance: 3 m					
Notes: RBW: 120KHz; VBW:1MHz							EUT Max Freq: 916.37MHz					
Antenna Polarization (H / V)	Frequency (MHz)	Reading (dBμV)	Preamp Factor (dB)	Antenna Factor (dB/m)	Cable Factor (dB)	Adjusted Reading (dBμV/m)				FCC Class B		
										Limit (dBμV/m)	Margin (dB)	Result (Pass/Fail)
Hpk	902.0	22.1	20.2	22.9	4.6	29.4				46.0	-16.6	Pass
Hpk	901.77	24.5	20.2	22.9	4.6	31.8				46.0	-14.2	Pass
Hpk	928.0	23.0	20.2	22.8	4.8	30.4				46.0	-15.6	Pass
Hpk	928.1	25.5	20.2	22.8	4.8	32.9				46.0	-13.1	Pass
Table Result:			Pass		by		-13.1 dB		Worst Freq:		928.1 MHz	
Test Site: "T"		Pre-Amp: Black		Cable: EMIR-08		Analyzer: Blue		Antenna: Red-Black				

Note: All readings are peak unless otherwise noted.

Conclusion:

The product meets the respective limit at lower/upper restricted band edge.

Sample calculation:

Adjusted Reading = reading + cable factor + antenna factor – distance factor

Section 15.249

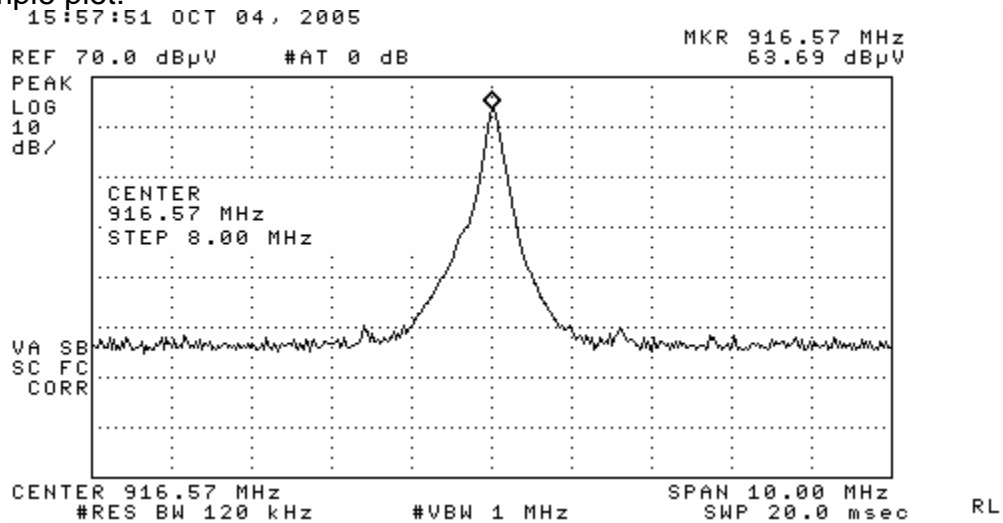
Table2:

Fundamental										Curtis-Straus LLC		
Date: 04-Oct-05				Company: Dresser				Work Order: F0739				
Engineer: Mairaj Hussain				EUT Desc: XW-1								
										Measurement Distance: 3 m		
Notes:										EUT Max Freq: 916.37MHz		
Antenna Polarization (H / V)	Frequency (MHz)	Reading (dBμV)	Preamp Factor (dB)	Antenna Factor (dB/m)	Cable Factor (dB)	Adjusted Reading (dBμV/m)				FCC 15.249		
										Limit (dBμV/m)	Margin (dB)	Result (Pass/Fail)
Hpk	916.38	63.7	0.0	22.7	4.7	91.1				93.97	-2.87	Pass
Vpk	916.38	60.2	0.0	22.7	4.7	87.6				93.97	-6.37	Pass
Table Result: Pass by -2.87 dB Worst Freq: 916.38 MHz												
Test Site: "T"		Pre-Amp: none		Cable: EMIR-08		Analyzer: Blue			Antenna: Red-Black			

Sample calculation:

Adjusted reading = Reading + Antenna factor + Cable factor – Pre amp factor

Sample plot:



Section 15.249 (d)

Table 3:

Spurious Emissions										Curtis-Straus LLC		
Date: 04-Oct-05			Company: Dresser					Work Order: F0739				
Engineer: Mairaj Hussain			EUT Desc: XW-1									
Frequency Range: 30 - 1000MHz							Measurement Distance: 3 m					
Notes: RBW: 120KHz, VBW: 1MHz Tx abd Rx mode (normal operating mode)							EUT Max Freq: 916.37MHz					
Antenna Polarization (H / V)	Frequency (MHz)	Reading (dBμV)	Preamp Factor (dB)	Antenna Factor (dB/m)	Cable Factor (dB)	Adjusted Reading (dBμV/m)				FCC Class B		
										Limit (dBμV/m)	Margin (dB)	Result (Pass/Fail)
v	104.99	37.1	21.1	11.0	0.8	27.8				43.5	-15.7	Pass
v	45.5	37.0	21.2	10.9	0.2	26.9				40.0	-13.1	Pass
v	48.8	38.5	21.2	9.3	0.3	26.9				40.0	-13.1	Pass
h	297.89	27.0	20.9	14.0	2.1	22.2				46.0	-23.8	Pass
Table Result: Pass by -13.1 dB Worst Freq: 45.5 MHz												
Test Site: "T"		Pre-Amp: Black		Cable: EMIR-08		Analyzer: Green		Antenna: Red-Black				

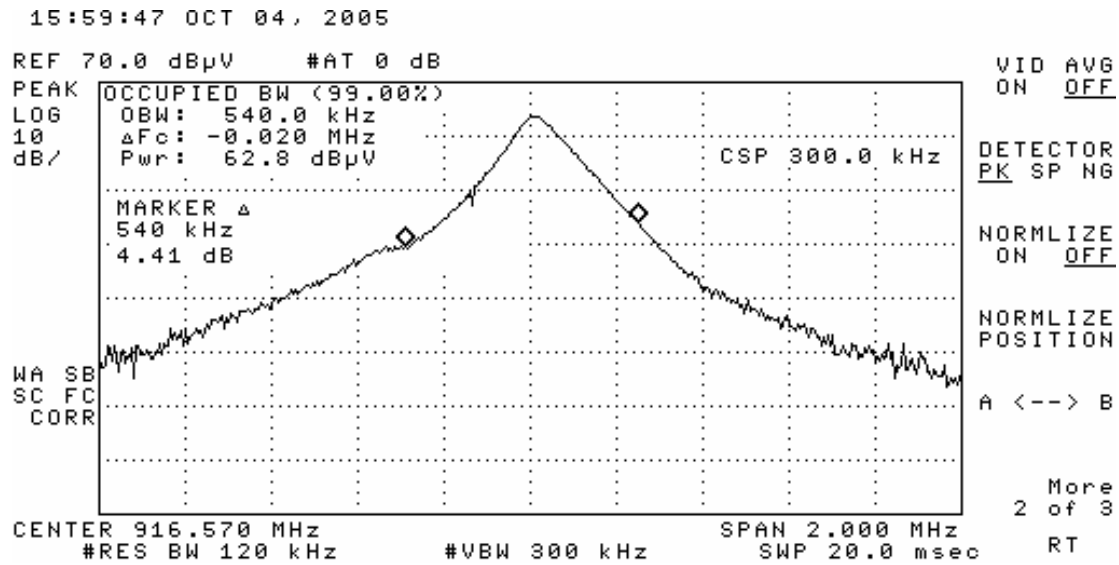
Sample calculation:

Adjusted reading = Reading + Antenna factor + Cable factor – Pre amp factor

Table 4:

Spurious and Harmonics										Curtis-Straus LLC		
Date: 04-Oct-05				Company: Dresser					Work Order: F0739			
Engineer: Mairaj Hussain				EUT Desc: XW-1								
Frequency Range: 1 - 10GHz							Measurement Distance: 3 m					
Notes: Tx and Rx modes							EUT Max Freq: 916.37MHz					
Antenna Polarization (H / V)	Frequency (MHz)	Reading (dBμV)	Preamp Factor (dB)	Antenna Factor (dB/m)	Cable Factor (dB)	Adjusted Reading (dBμV/m)				FCC Class B		
										Limit (dBμV/m)	Margin (dB)	Result (Pass/Fail)
Hpk	1833.0	34.0	17.8	28.6	1.9	46.7				54.0	-7.3	Pass
Table Result: Pass by -7.3 dB Worst Freq: 1833.0 MHz												
Test Site: "T"		Pre-Amp: White		Cable: EMIR-HIGH 11		Analyzer: Green		Antenna: Black Horn				

Occupied BW



AC Line Conducted Emission Measurements

AC line conducted emissions testing was not performed because the product is run by a battery.

LIMITS

Quasi-Peak: $250\mu\text{V} = 47.9\text{dB}\mu\text{V}$ in the range 450kHz to 30MHz

[47 CFR 15.207(a) Revised as of October 1, 2001]

Note: On July 12, 2004, FCC adopts the conducted emissions limits of the European CISPR 22 standard as outlined below

Frequency of emission (MHz)	Quasi-peak limit (dB μV)	Average limit (dB μV)
0.15-0.5	66 to 56*	56 to 46*
0.5-5	56	46
5-30	60	50

*Decreases with the logarithm of the frequency.

[47 CFR 15.207(a) Revised as of October 1, 2002; amended by ET Docket 98-80; FCC 02-157, published in the Federal Register Vol. 67, No. 132, on Wednesday, July 10, 2002]

Test Equipment Used

REV. 30-SEP-2005

SPECTRUM ANALYZERS / RECEIVERS	RANGE	MN	MFR	SN	ASSET	CAT	CALIBRATION DUE
RED	9kHz-1.8GHz	8591E	HP	3441A03559	00024	I	13-JAN-2006
WHITE	9kHz-22GHz	8593E	HP	3547U01252	00022	I	08-MAR-2006
BLUE	9kHz-1.8GHz	8591E	HP	3223A00227	00070	I	03-NOV-2005
YELLOW	9kHz-2.9GHz	8594E	HP	3523A01958	00100	I	20-APR-2006
GREEN	9kHz-26.5GHz	8593E	HP	3829A03618	00143	I	02-AUG-2006
BLACK	9kHz-12.8GHz	8596E	HP	3710A00944	00337	I	27-DEC-2005
YELLOW-BLACK	20Hz-40.0MHz	3585A	HP	2504A05219	00030	I	Out of Service
TELECOM 3585A	20Hz-40.0MHz	3585A	HP	1750A02762	01067	I	04-FEB-2006
ORANGE	9kHz-26.5GHz	E4407B	HP	US39440975	00394	I	22-JUN-2006
EMI TEST RECEIVER	20-1000MHz	ESVS30	R&S	827957/001	01098	I	27-OCT-2005

LISNS/MEASUREMENT PROBES	RANGE	MN	MFR	SN	ASSET	CAT	CALIBRATION DUE
RED	10kHz-30MHz	8012-50-R-24-BNC	SOLAR	956348	00753	II	15-APR-2006
BLUE (DC)	10kHz-30MHz	8012-50-R-24-BNC	SOLAR	956349	00752	II	02-MAY-2006
YELLOW-BLACK	10kHz-30MHz	8012-50-R-24-BNC	SOLAR	984735	00248	II	15-APR-2006
ORANGE	10kHz-30MHz	8012-50-R-24-BNC	SOLAR	903707	00754	II	02-MAY-2006
GOLD (DC)	10kHz-30MHz	8012-50-R-24-BNC	SOLAR	984734	00247	II	02-MAY-2006
BROWN	10kHz-30MHz	8012-50-R-24-BNC	SOLAR	0411656	00986	II	04-MAY-2006
GREEN	10kHz-30MHz	8012-50-R-24-BNC	SOLAR	0411657	00987	II	04-MAY-2006
YELLOW	10kHz-30MHz	8012-50-R-24-BNC	SOLAR	0411658	1080	II	04-MAY-2006
WHITE-BLACK	10kHz-30MHz	8610-50-TS-100-N	SOLAR	972019	00678	II	15-APR-2006
BLACK	10kHz-30MHz	8610-50-TS-100-N	SOLAR	972017	00675	II	15-APR-2006
RED-BLACK	10kHz-30MHz	8610-50-TS-100-N	SOLAR	972016	00677	II	15-APR-2006
BLUE-BLACK	10kHz-30MHz	8610-50-TS-100-N	SOLAR	972018	00676	II	15-APR-2006
BLUE MONITORING PROBE	0.01-150MHz	91550-2	TEGAM	12350	00807	I	26-MAY-2007
YELLOW MONITORING PROBE	0.01-150MHz	91550-2	ETS	50972	00493	I	24-NOV-2005
GREEN CURRENT TRANSFORMER	40Hz-20MHz	150	PEARSON	10226	00793	I	07-APR-2007
BLUE CISPR LINE PROBE	150kHz- 30MHz	N/A	C-S	N/A	00805	II	08-JUN-2007
BLACK CISPR LINE PROBE	150kHz- 30MHz	N/A	C-S	N/A	NONE	II	08-JUN-2007
CISPR TELCO VOLTAGE PROBE	10kHz-30MHz	CS A/C-10	C-S	CS01	00296	II	28-SEP-2005
CISPR 22 TELCO ISN	9kHz-30MHz	FCC-TLISN-T4	FISCHER	20115	00746	I	26-OCT-2006

OPEN AREA TEST SITE (OATS)	FCC CODE	IC CODE	VCCI CODE	CAT	CALIBRATION DUE
SITE F	93448	IC 2762-F	R-1688	II	04-APR-2007
SITE T	93448	IC 2762-T	R-905	II	14-AUG-2007
SITE A	93448	IC 2762-A	R-903	II	13-AUG-2007
SITE M	93448	IC 2762-M	R-904	II	19-MAR-2007

LINE CONDUCTED TEST SITES	FCC CODE	IC CODE	VCCI CODE	CAT	CALIBRATION DUE
EMI 1	93448	N/A	C-1801	II	01-MAY-2006
EMI 2	93448	N/A	C-1802	II	01-MAY-2006
EMI 3	93448	N/A	C-1803	II	01-MAY-2006

MIXERS/DIPLEXERS	RANGE	MN	MFR	SN	ASSET	CAT	CALIBRATION DUE
MIXER / HORN	26.5-40 GHz	11970A/28-442-6	HP/ATM	2332A01695/A046903-01	1087	I	23-AUG-2006
MIXER / HORN	26.5-40 GHz	11970A/28-442-6	HP/ATM	3003A07825/A046903-01	1086	I	23-AUG-2006
MIXER / HORN	40-60 GHz	M19HW/A	OML	U30110-1	00821	I	02-MAR-2007
MIXER / HORN	60-90 GHz	M12HW/A	OML	E30110-1	00822	I	03-MAR-2007
MIXER / HORN	90-140 GHz	MO8HW/A	OML	F21206-1	00811	I	03-MAR-2007
MIXER / HORN	140-220 GHz	MO5HW/A	OML	G21206-1	00812	II	OUT OF CALIBRATION
DIPLEXER	40-220 GHz	DPL.26	OML	N/A	00813	I	03-MAR-2007

ABSORBING CLAMPS	RANGE	MN	MFR	SN	ASSET	CAT	CALIBRATION DUE
FISCHER CLAMP	30-1000MHz	F-201-23MM	FISCHER	10	00081	I	16-JAN-2006

PREAMPS / ATTENUATORS / FILTERS	RANGE	MN	MFR	SN	ASSET	CAT	CALIBRATION DUE
RED	0.10-2000MHz	ZFL-1000-LN	C-S	N/A	00798	II	08-APR-2006
BLUE	0.01-2000MHz	ZFL-1000-LN	C-S	N/A	00759	II	03-AUG-2006
BLUE-BLACK	0.01-2000MHz	ZFL-1000-LN	C-S	N/A	00800	II	10-FEB-2006
GREEN	0.01-2000MHz	ZFL-1000-LN	C-S	N/A	00802	II	21-JUL-2006
BLACK	0.01-2000MHz	ZFL-1000-LN	C-S	N/A	00799	II	25-AUG-2006
ORANGE	0.01-2000MHz	ZFL-1000-LN	C-S	N/A	00765	II	10-FEB-2006
WHITE	1-20GHz	SMC-12A	C-S	426643	00760	II	04-AUG-2006
BROWN	1-20GHz	PM2-38-218-4R5-17-15-SFF	C-S	PL1655	1132	II	27-JUN-2006
YELLOW-BLACK	1-20GHz	SMC-12A	C-S	535055	00801	II	25-AUG-2006
HF (YELLOW)	18-26.5GHz	AFS4-18002650-60-8P-4	C-S	467559	00758	II	23-AUG-2007
HIGH PASS FILTER	1-18 GHz	SPA-F-55204	K&L	36	00817	II	06-JAN-2006
LOW PASS FILTER	1-9 GHz	11SL10-4100/X4400-O/O	K&L	4	00816	II	06-JAN-2006
HF 20dB 50W ATTENUATOR	0.03-20 GHz	PE 7019-20	PASTERNAK	01	00791	II	10-MAY-2007
HF 30dB 50W ATTENUATOR	0.03-20 GHz	PE 7019-30	PASTERNAK	02	1168	II	10-MAY-2007
LOW FREQ LPF	10-100kHz	L200K1G1	MICROWAVE CIRCUITS	4460-01 DC0432	1019	II	OUT OF SERVICE
LOW FREQ LPF	10-100kHz	L200K1G1	MICROWAVE CIRCUITS	4777-01 DC0434	1088	II	30-AUG-2006

ANTENNAS	RANGE	MN	MFR	SN	ASSET	CAT	CALIBRATION DUE
GREEN BILOG	30-2000MHz	CBL6112B	CHASE	2742	00620	II	06-APR-2006
GREEN-BLACK BILOG	30-2000MHz	CBL6112B	CHASE	2412	00127	II	06-JAN-2006
GREEN-RED BILOG	30-2000MHz	CBL6112B	CHASE	2435	00990	II	OUT OF SERVICE
BLUE BILOG	30-1000MHz	3143	EMCO	1271	00803	II	06-MAY-2007
GRAY BILOG	20-2000MHz	3141	EMCO	9703-1038	00066	II	06-MAY-2007(EMI) / 05-AUG-2006(RFI)
YELLOW-BLACK BILOG	20-2000MHz	CBL6140A	CHASE	1112	00126	II	06-MAY-2007(EMI) / 12-AUG-2006(RFI)
RED-WHITE BILOG	30-2000MHz	JB1	SUNOL	A091604-1	01105	II	28-SEP-2006
RED-BLACK BILOG	30-2000MHz	JB1	SUNOL	A091604-2	01106	II	28-SEP-2006
YELLOW HORN	1-18GHz	3115	EMCO	9608-4898	00037	I	27-MAY-2007(EMI) / 05-JUN-2006 (RFI)
BLACK HORN	1-18GHz	3115	EMCO	9703-5148	00056	I	17-JUN-2007
ORANGE HORN	1-18GHz	3115	EMCO	0004-6123	00390	I	09-JUN-2007
HF (WHITE) HORN	18-26.5GHz	801-WLM	WAVELINE	00758	00758	I	26-AUG-2007
SMALL LOOP	9kHz-30MHz	PLA-130/A	ARA	1024	00755	I	23-FEB-2006
LARGE LOOP	20Hz-5MHz	6511	EMCO	9704-1154	00067	I	12-NOV-2005
ACTIVE MONOPOLE	30Hz-30MHz	3301B	EMCO	3824	00068	II	04-MAY-2006
INDUCTION COIL	50-60Hz	1000-4-8	C-S	N/A	00778	II	26-SEP-2007
ADJUSTABLE DIPOLE	30-1000MHz	3121C	EMCO	1370	00757	II	18-MAR-2007
ADJUSTABLE DIPOLE	30-1000MHz	3121C	EMCO	1371	00756	II	18-MAR-2007
RE101 LOOP SENSOR	30Hz-100kHz	RE101-13.3CM	C-S	N/A	00818	II	13-MAR-2007
RS101 RADIATING LOOP	30Hz-100kHz	RS101-12CM	C-S	N/A	00819	II	13-MAR-2007
RS101 LOOP SENSOR	30Hz-100kHz	RS101-4CM	C-S	N/A	00820	II	13-MAR-2007

EFT	MN	MFR	SN	ASSET	CAT	CALIBRATION DUE
EFT DIRECT COUPLING CAP	N/A	C-S	01	00794	II	29-JAN-2006

ESD GENERATORS	MN	MFR	SN	ASSET	CAT	CALIBRATION DUE
GREEN	NSG435	SCHAFFNER	000839	00763	I	17-FEB-2006
RED	NSG435	SCHAFFNER	001625	00762	I	29-DEC-2005
YELLOW	930D	ETS	201	00673	I	18-AUG-2007

BEST EMC-2	MN	MFR	SN	ASSET	CAT	CALIBRATION DUE
BLUE	711-1100	SCHAFFNER	199824-002SC	00117	II	16-JUN-2006 (SURGE) / 03-AUG-2006 (D+I) / 05-AUG-2006 (EFT)
RED	711-1100	SCHAFFNER	200122-074SC	00623	II	16-JUN-2006 (SURGE) / 04-AUG-2006 (D+I) / 03-DEC-2005 (EFT)

HARMONIC & FLICKER ANALYZER	MN	MFR	SN	ASSET	CAT	CALIBRATION DUE
HFTS	HP6842A	HP	3531A-00169	00738	II	03-DEC-2005
1000I/2 AC POWER SYSTEM	(2) 500I	CALIFORNIA INSTRUMENTS	HK53687/HK53688	00376	II	20-JAN-2006

CHAMBERS AND STRIPLINE	MN	MFR	SN	ASSET	CAT	CALIBRATION DUE
RFI 1 CHAMBER	3 METER COMPACT	PANASHIELD	N/A	00797	II	12-AUG-2006
RFI 2 CHAMBER	04' x 07' SHIELDING SYSTEM	LINDGREN	13329	00795	II	05-AUG-2006

RFI 3 STRIPLINE	N/A	C-S	N/A	00796	III	NA
ENVIRONMENTAL (SAFETY)	ECL5	B-M-A INC.	2041	00029	I	12-JAN-2006
ENVIRONMENTAL (SAFETY)	SGTH-31S	B-M-A INC.	2245	00321	I	12-JAN-2006

AMPLIFIERS	RANGE	MN	MFR	SN	ASSET	CAT	CALIBRATION DUE
RED	0.5-1000MHZ	10W1000B	AR	18708	00032	II	05-AUG-2006 (RFI2) / 12-AUG-2006 (RFI1)
GREEN	0.5-1000MHZ	10W1000B	AR	23423	00123	II	05-AUG-2006 (RFI2)
BLUE	0.01-250MHZ	75A250	AR	19165	00039	II	08-JUL-2006 (EU & NEBS CRFI)
BLACK	0.01-250MHZ	75A250	AR	23411	00122	II	08-JUL-2006 (EU & NEBS CRFI) / 05-AUG-2006 (RFI2)
ORANGE	0.01-250MHZ	75A250	AR	26827	00367	II	08-JUL-2006 (NEBS CRFI) / 12-AUG-2006 (RFI1)
HP489A	1.0-2.0GHZ	HP489A	HP	449-00762	00971	II	OUT OF SERVICE
HUGHES 10W	1.0-2.0GHZ	1177H09	HUGHES	272	RENTAL	II	14-JUL-2006
HP491C	2.0-4.0GHZ	HP491C	HP	449-00636	00764	II	05-JUN-2006
HUGHES 10W	4.0-8.0GHZ	1177H02	HUGHES	092	RENTAL	II	05-JUN-2006
HP493A #1	4.0-8.0GHZ	HP493A	HP	171402242	00085	II	OUT OF SERVICE
HP493A #2	4.0-8.0GHZ	HP493A	HP	449-00562	00771	II	OUT OF SERVICE
HP495A	7.0-10.0GHZ	HP495A	HP	304-00237	00086	II	05-JUN-2006

FIELD PROBES	RANGE	MN	MFR	SN	ASSET	CAT	CALIBRATION DUE
RED	0.01-1000MHZ	HI-4422	HOLADAY	90369	00031	I	15-AUG-2006
GREEN	0.01-1000MHZ	HI-4422	HOLADAY	97363	00136	I	26-AUG-2006
BLUE	0.01-1000MHZ	HI-4422	HOLADAY	95696	01100	I	15-AUG-2006

SIGNAL GENERATORS	RANGE	MN	MFR	SN	ASSET	CAT	CALIBRATION DUE
RED	0.09-2000MHZ	HP8648B	HP	3847U02192	00366	I	15-FEB-2006
BLUE	0.1-1000MHZ	HP8648A	HP	3426A00548	00034	I	25-AUG-2006
GREEN	0.09-2000MHZ	HP8648B	HP	3623A02072	00125	I	12-OCT-2005
ORANGE	0.1-1000MHZ	HP8648B	HP	3537A01210	00025	I	24-JUN-2006
BLACK (TELECOM)	0.01Hz-15MHZ	HP33120A	HP	US36004674	00766	I	21-OCT-2005
YELLOW	0.01Hz-15MHZ	HP33120A	HP	US36014119	00249	I	02-JUN-2006
BLUE-WHITE	0.1Hz-13MHZ	HP3312A	HP	1432A07632	00775	I	11-MAR-2006
SWEEPER	0.01-20.0GHZ	HP83752A	HP	3610A01133	00087	II	03-MAY-2006
AM/FM STEREO SIG. GEN.	0.1-170MHZ	LG3236	LEADER	3687301	00959	I	30-AUG-2006
IMPULSE GENERATOR	1-100HZ	CIG-25	ELECTRO-METRICS	290	00942	I	05-AUG-2006

BULK INJECTION CLAMPS	RANGE	MN	MFR	SN	ASSET	CAT	CALIBRATION DUE
GREEN	0.01-100MHZ	95236-1	ETS	50215	00118	II	08-JUL-2006 (EU & NEBS CRFI)
RED	0.01-100MHZ	95236-1	ETS	34026	1020	II	08-JUL-2006 (EU & NEBS CRFI)

CDN NETWORKS	RANGE	MN	MFR	ASSET	CAT	CALIBRATION DUE
BLACK	0.10-100MHZ	20A M-2 (DC)	C-S	00783	II	08-JUL-2006
BLUE	0.10-100MHZ	15A M-3	C-S	00806	II	08-JUL-2006
ORANGE	0.10-100MHZ	15A M-2	C-S	00786	II	08-JUL-2006
RED	0.10-100MHZ	15A M-3	C-S	00780	II	08-JUL-2006
WHITE	0.10-100MHZ	15A M-3	C-S	00782	II	08-JUL-2006
YELLOW-BLACK	0.10-100MHZ	15A M-3	C-S	00784	II	08-JUL-2006
GREEN	0.10-100MHZ	30A M-3	C-S	00779	II	08-JUL-2006
YELLOW	0.10-100MHZ	30A M-5	C-S	00804	II	08-JUL-2006
BLUE-WHITE	0.10-100MHZ	15A M-5	C-S	00788	II	08-JUL-2006
BROWN	0.10-100MHZ	M-3	C-S	1169	II	08-JUL-2006
BROWN-WHITE	0.10-100MHZ	M-3	C-S	1170	II	08-JUL-2006
BROWN-BLACK	0.10-100MHZ	M-2 (DC)	C-S	1171	II	08-JUL-2006
RED-BLACK	0.10-100MHZ	M-2 (DC)	C-S	1177	II	08-JUL-2006
YELLOW (RES)	0.10-100MHZ	100Ω RESISTOR NWK (M-1)	C-S	00810	II	28-SEP-2005
GREEN (RES)	0.10-100MHZ	100Ω RESISTOR NWK (M-1)	C-S	1172	II	17-JAN-2006

OSCILLOSCOPES	MN	MFR	SN	ASSET	CAT	CALIBRATION DUE
EMC 100MHZ	TDS 220	TEKTRONIX	C036986	1166	I	26-AUG-2006
PRODUCT SAFETY 100 MHZ	TDS 340	TEKTRONIX	B012357	00737	I	04-OCT-2005
TELECOM 100 MHZ	54645A	HP/AGILENT	US36320452	00103	I	06-JUL-2006

RMS VOLTMETERS/CURRENT CLAMP	MN	MNFR	SN	ASSET	CAT	CALIBRATION DUE
TRUE-RMS MULTIMETER	79III	FLUKE	71700298	00769	I	21-OCT-2005
TRUE-RMS MULTIMETER	177	FLUKE	83390024	00973	I	10-MAR-2006
TRUE-RMS MULTIMETER (REFERENCE)	177	FLUKE	83390025	00974	I	10-MAR-2006
TRUE-RMS MULTIMETER (TELECOM)	177	FLUKE	83430419	00975	I	10-MAR-2006
TRUE-RMS CLAMP METER (SAFETY)	36	FLUKE	68805882	00700	I	11-MAR-2006
SURGE GENERATORS	MN	MFR	SN	ASSET	CAT	CALIBRATION DUE
TRANSIENT WAVEFORM MONITOR	TWM-5	CDI	003982	00323	II	07-JUN-2006
UNIVERSAL SURGE GENERATOR	M5	CDI	003966	00324	II	09-JUN-2006
THREE PHASE COUPLING NWK	3CN	CDI	003455	00325	II	09-JUN-2006
1.2x50uS PLUGIN MODULE	1.2x50uS PLUGIN	CDI	N/A	00842	II	09-JUN-2006
10x160uS PLUGIN MODULE	10x160uS PLUGIN	C-S	N/A	00843	II	09-JUN-2006
10x560uS PLUGIN MODULE	10x560uS PLUGIN	C-S	N/A	00841	II	09-JUN-2006
PSURGE CONTROLLER MODULE	PSURGE 8000	HAEFELY	150267	00879	II	13-JUN-2006
COUPLING/DECOUPLING MODULE	PCD 900	HAEFELY	149213	00880	II	13-JUN-2006
IMPULSE MODULE	PIM 900	HAEFELY	149202	00881	II	13-JUN-2006
HIGH VOLTAGE CAP NWK 5KVDC, 18μF	CS-HVCC	C-S	01	00772	II	28-SEP-2006
NEBS SURGE GENERATOR	N/A	C-S	N/A	00088	II	08-JUN-2006
2x10uS SURGE GENERATOR	2x10uS	C-S	N/A	00846	II	09-JUN-2006
10x700uS SURGE GENERATOR	10x700uS	C-S	N/A	00847	II	09-JUN-2006
12 PAIR SURGE RESISTOR MODULE	N/A	C-S	N/A	00768	II	28-SEP-2005
POWER/NOISE METERS	MN	MFR	SN	ASSET	CAT	CALIBRATION DUE
POWER METER	435B	HP	2445A11012	00773	I	06-APR-2006
POWER METER	437B	HP	2912A01367	01099	I	27-OCT-2005
POWER SENSOR	8481A	HP	2702A61351	00774	I	05-APR-2006
PSOPHOMETER	2429	BRUEL & KJAER	1237642	00585	II	14-FEB-2007
TRANSMISSION LINE TESTER (DBRNC)	185T	AMREL	998658	00823	II	07-MAR-2006
OVERVOLTAGE CHAMBERS	MN	MFR	SN	ASSET	CAT	CALIBRATION DUE
72kW POWER FAULT SIMULATOR	OV1	C-S	N/A	00792	II	31-MAR-2007
POWER FAULT SIMULATOR	OV2	C-S	N/A	00116	II	31-MAR-2007
DIPOLE TAPE MEASURES	MN	MFR	SN	ASSET	CAT	CALIBRATION DUE
26FT TAPE #1	2338CME	LUFKIN	C3166-1	00776	I	13-MAR-2007
26FT TAPE #2	2338CME	LUFKIN	C3166-2	00777	I	13-MAR-2007
METEOROLOGICAL METERS	MN	MFR	SN	ASSET	CAT	CALIBRATION DUE
TEMP./HUMIDITY/ATM. PRESSURE GAUGE	7400 PERCEPTION II	DAVIS	N/A	00965	II	08-FEB-2007
TEMPERATURE /HUMIDITY GAUGE	THG-912	HUGER	4000562	00789	I	01-FEB-2007
WEATHER CLOCK (PRESSURE ONLY)	BA928	OREGON SCIENTIFIC	C3166-1	00831	I	02-FEB-2007
CONSUMABLES	SPEC.	MFR	STOCK/MN	ASSET	CAT	CALIBRATION DUE
NEBS CHEESECLOTH	26-28M/KG	ED&D	ACC-01	N/A	III	N/A
NEBS CARBON BLOCK	3-MIL-GAP 1KV SURGE	RELIABLE	3AB	N/A	III	N/A

All equipment is calibrated using standards traceable to NIST or other nationally recognized calibration standard.

Terms And Conditions

Paragraph 1. SERVICES. LABORATORY will:

- 1.1 Use the degree of care and skill ordinarily exercised by and consistent with the standards of the profession.
- 1.2 Perform all technical services in substantial accordance with the generally accepted laboratory principles and practices.
- 1.3 Retain all pertinent records relating to the services performed for a period of three (3) years following submission of the report describing such services, during which period the records will be made available to CLIENT upon reasonable request.

Paragraph 2. CLIENT'S RESPONSIBILITIES. CLIENT or his authorized representative will:

- 2.1 Provide LABORATORY with all plans, schematics, specifications, addenda, change orders, drawings and other information for the proper performance of technical services.
- 2.2 Designate a person to act as CLIENT's representative with respect to LABORATORY's services to be performed on behalf of the CLIENT; such person or firm to have complete authority to transmit instructions, receive information and data, interpret and define CLIENT's policies and decisions with respect to the LABORATORY's work on behalf of the CLIENT and to order, at CLIENT's expense, such technical services as may be required.
- 2.3 Designate a person who is authorized to receive copies of LABORATORY's reports.
- 2.4 Undertake the following:
 - (a) Secure and deliver to LABORATORY, without cost to LABORATORY, preliminary representative samples of the equipment proposed to require technical services, together with any relevant data.
 - (b) Furnish such labor and equipment needed by LABORATORY to handle samples at the LABORATORY and to facilitate the specified technical services.

Paragraph 3. GENERAL CONDITIONS:

- 3.1 LABORATORY, by the performance of services covered hereunder, does not in any way assume any of those duties or responsibilities customarily vested in the CLIENT, its employees, or any other party, agency or authority.
- 3.2 LABORATORY shall not be responsible for acts of omissions of any other party or parties involved in the design, manufacture or maintenance of the equipment or the failure of any employee, contractor or subcontractor to undertake any aspect of equipment's design, manufacture or maintenance.
- 3.3 LABORATORY is not authorized to revoke, alter, release, enlarge or release any requirement of the equipment's design, manufacture or maintenance unless specifically authorized by CLIENT or his authorized representative.
- 3.4 THE ONLY WARRANTY MADE BY LABORATORY IN CONNECTION WITH ITS SERVICE PERFORMED HEREUNDER IS THAT IT WILL USE THAT DEGREE OF CARE AND SKILL AS SET FORTH IN PARAGRAPH 1 ABOVE. NO OTHER WARRANTY, EXPRESS OR IMPLIED, IS MADE OR INTENDED FOR SERVICES PROVIDED HEREUNDER.
- 3.5 Where the LABORATORY indicates that additional testing is advisable to obtain more valid or useful data, and where such testing has not been authorized, CLIENT agrees to view such test reports as inconclusive and preliminary.
- 3.6 The LABORATORY will supply technical service and prepare a report based solely on the sample submitted to the LABORATORY by the CLIENT. The CLIENT understands that application of the data to other devices is highly speculative and should be applied with extreme caution.
- 3.7 The LABORATORY agrees to exercise ordinary care in receiving, preserving and shipping (F.O.B. Littleton, MA) any sample to be tested, but assumes no responsibility for damages, either direct or consequential, which arise from loss, damage or destruction of the samples due to the act of examination, modification or testing, or technical services or circumstances beyond LABORATORY's control.
- 3.8 The LABORATORY will hold samples for thirty (30) days after tests are completed, or until the CLIENT's outstanding debts to the LABORATORY are satisfied, whichever is later.
- 3.9 The CLIENT recognizes that generally accepted error variances apply and agrees to consider such error variances in its use of test data.
- 3.10 It is agreed between LABORATORY and CLIENT that no distribution of any tests, reports or analysis other than that described below shall be made to any third party without the prior written consent of both parties unless such distribution is mandated by operation of law. It is agreed that tests, reports, or analysis results may be disclosed to third party auditors of the laboratory at the laboratory facility in the course of accreditation maintenance audits. No reference to reports or technical services of the LABORATORY shall be made in any advertising or promotional literature without the express written permission of the LABORATORY.
- 3.11 The CLIENT acknowledges that all employees of LABORATORY operate under employment contracts with the LABORATORY and CLIENT agrees not to solicit employment of such employees or to solicit information related to other clients from said employees.
- 3.12 In recognition of the relative risks and benefits of the project to both CLIENT and LABORATORY, the risks have been allocated such that the CLIENT agrees, to the fullest extent permitted by law, to limit the liability of the LABORATORY to the CLIENT for any and all claims, losses, costs, damages of any nature whatsoever or claims expenses from any cause or causes, including attorneys' fees and costs and expert witness fees and costs, so that the total aggregate liability of the LABORATORY to the CLIENT shall not exceed \$100,000, or the LABORATORY'S total fee for services rendered on this project, whichever is greater. It is intended that this limitation apply to any and all liability or cause of action however alleged or arising, unless otherwise prohibited by law.

Paragraph 4. INSURANCE:

- 4.1 LABORATORY shall secure and maintain throughout the full period of the services provided to the CLIENT adequate insurance to protect it from claims under applicable Workmen's Compensation Acts and also shall maintain one million dollars of general liability coverage to cover claims for bodily injury, death or property damage as may arise from the performance of its services.
- 4.2 The CLIENT hereby warrants that it has sufficient insurance to protect its employees adequately under applicable Workmen's Compensation Acts and for bodily injury, death, or property damage.
- 4.3 No insurance of whatever kind or type, which may be carried by either party is to be considered as in any way limiting any other party's responsibility for damages resulting from their operations or for furnishing work and materials.

Paragraph 5. PAYMENT:

- 5.1 CLIENT shall pay to LABORATORY such fees for services as previously agreed, orally or in writing, within 30 days of presentment of a bill for such services performed. In the event CLIENT ordered, orally or in writing, services but such services were not assigned a rate for billing, such services shall be billed at the LABORATORY's reasonable and customary rate.
- 5.2 CLIENT shall be responsible for all shipping, customs and other expenses related to services provided by LABORATORY to the CLIENT, and shall fully insure any test sample or other equipment provided to LABORATORY by the CLIENT.
- 5.3 Amounts overdue from CLIENT to LABORATORY shall be charged interest at a rate of 1½% per month.

Paragraph 6. ISO/IEC GUIDE 17025 ADDITIONS:

- 6.1 CLIENT agrees that this test report will not be reproduced except in full, without written approval from the LABORATORY.
- 6.2 CLIENT agrees that this test report shall not be used to claim product endorsement by A2LA or ANSI or any agency of the U.S. Government.
- 6.3 CLIENT agrees that test results presented herein relate only to the sample tested by the LABORATORY.

A2LA Accreditation

<p style="text-align: center;"><u>SCOPE OF ACCREDITATION TO ISO/IEC 17025:1999</u></p> <p style="text-align: center;">CURTIS-STRAUS¹ 527 Great Road Littleton, MA 01460 Barry Quinlan Phone: 978-486-8880</p> <p style="text-align: center;">ELECTRICAL</p> <p>Valid until: November 30, 2005 Certificate Number: 1627-01</p> <p>In recognition of the successful completion of the A2LA evaluation process, accreditation is granted to this laboratory to perform the following <u>Electromagnetic Compatibility (EMC), Telecommunications, and Product Safety tests</u>:</p> <p>Electromagnetic Compatibility (EMC) Radiated emissions testing (electric and magnetic fields); Conducted emissions testing (voltage and current); Electrostatic Discharge testing; Electrical Fast Transient testing; Radiated Immunity testing; Conducted Immunity testing; Lightning Immunity testing; Voltage Dips, Interrupts and Voltage Variations testing; Magnetic Immunity testing; RF Power measurements; Frequency Stability measurements; Longitudinal Induction measurements; Harmonic emissions testing; Light flicker testing; Low frequency disturbance voltage testing; Disturbance Power measurements</p> <table border="1"> <thead> <tr> <th>EMC Standards</th> <th>Title</th> </tr> </thead> <tbody> <tr> <td>Emissions CISPR 22 1997 with amendments 1 and 2</td> <td>Limits and methods of measurement of radio disturbance characteristics of information technology equipment.</td> </tr> <tr> <td>CNS13438 1994</td> <td>Limits and methods of measurement of radio interference characteristics of information technology equipment.</td> </tr> <tr> <td>EN55022:1994 and 1998</td> <td>Limits and methods of measurement of radio disturbance characteristics of information technology equipment.</td> </tr> <tr> <td>SABS CISPR 22:1997</td> <td>Information technology equipment – Radio disturbance characteristics – Limits and methods of measurement</td> </tr> <tr> <td>Canada ICES-003 1997</td> <td>Digital apparatus</td> </tr> <tr> <td>AS/NZS 3548 1995</td> <td>Australian/New Zealand Standard Limits and methods of measurement of radio disturbance characteristics of information technology equipment</td> </tr> <tr> <td>CISPR 11 1990, 1997, 1999</td> <td>Limits and methods of measurement of electromagnetic disturbance characteristics of industrial, scientific and medical (ISM) radio-frequency equipment.</td> </tr> </tbody> </table> <p>¹ Note: This accreditation covers testing performed at the laboratory listed above and the satellite facility located at 168 Ayer Rd, Littleton, MA 01460</p> <p>(A2LA Cert. No. 1627-01) 9/22/05 Page 1 of 11</p>	EMC Standards	Title	Emissions CISPR 22 1997 with amendments 1 and 2	Limits and methods of measurement of radio disturbance characteristics of information technology equipment.	CNS13438 1994	Limits and methods of measurement of radio interference characteristics of information technology equipment.	EN55022:1994 and 1998	Limits and methods of measurement of radio disturbance characteristics of information technology equipment.	SABS CISPR 22:1997	Information technology equipment – Radio disturbance characteristics – Limits and methods of measurement	Canada ICES-003 1997	Digital apparatus	AS/NZS 3548 1995	Australian/New Zealand Standard Limits and methods of measurement of radio disturbance characteristics of information technology equipment	CISPR 11 1990, 1997, 1999	Limits and methods of measurement of electromagnetic disturbance characteristics of industrial, scientific and medical (ISM) radio-frequency equipment.	<p>EN 55011 1991, 1998</p> <p>SABS CISPR 11:1997</p> <p>Canada ICES-001 1998 CNS13803 AS/NZS 2064: 1997</p> <p>CSA C108.8 – M1983</p> <p>CISPR 13:1996, 1998, 2001</p> <p>EN 55013: 1990, 2001</p> <p>EN 55013 Amend 12 1994</p> <p>SABS CISPR 13: 1996</p> <p>CNS 13439 AS/NZS 1053: 1999</p> <p>CISPR 14 1993 (except discontinuous disturbances)</p> <p>EN 55014 1993, 1997 (discontinuous disturbances)</p> <p>AS/NZS 1044: 1995 (discontinuous disturbances)</p> <p>Immunity CNS13783-1 SABS CISPR 14-1 1993</p> <p>SABS CISPR 14-2 1997 + A1:2001</p> <p>Limits and methods of measurement of radio disturbance characteristics of industrial, scientific and medical (ISM) radio-frequency equipment.</p> <p>Industrial, scientific and medical (ISM) radio-frequency equipment – Electromagnetic disturbance characteristics Limits and methods of measurement</p> <p>Industrial, scientific and medical radio frequency generators</p> <p>Industrial, Scientific and Medical Instrument</p> <p>Limits and methods of measurement of electromagnetic disturbance characteristics of industrial, scientific and medical (ISM) radio-frequency equipment.</p> <p>Electromagnetic Emission from Data Processing Equipment and Electronic Office Machines</p> <p>Limits and methods of measurement of radio interference characteristics of sound and television broadcast receivers and associated equipment.</p> <p>Sound and television broadcast receivers and associated equipment: Electromagnetic compatibility. Part 1: Specification for limits and methods of measurement of radio disturbance characteristics of broadcast receivers and associated equipment.</p> <p>Limits and methods of measurement of radio disturbance characteristics of broadcast receivers and associated equipment. Amendment 12</p> <p>Limits and methods of measurement of radio interference characteristics of sound and television broadcast receivers and associated equipment.</p> <p>Broadcast receiver and associated equipment Limits and methods of measurement of radio interference characteristics of sound and television broadcast receivers and associated equipment.</p> <p>Limits and methods of measurement of radio disturbance characteristics of electrical motor-operated and thermal appliances for household and similar purposes, electric tools and electric apparatus. Limits and methods of measurement of radio disturbance (except characteristics of electrical motor-operated and thermal appliances for household and similar purposes, electric tools and similar electric apparatus.</p> <p>Limits and methods of measurement of radio disturbance (except characteristics of electrical motor-operated and thermal appliances for household and similar purposes, electric tools and similar electric apparatus.</p> <p>Household Electrical Appliances</p> <p>Electromagnetic compatibility – Requirements for household appliances, electric tools and similar apparatus Part 1: Emission – Product family standard</p> <p>Electromagnetic compatibility – Requirements for household appliances, electric tools and similar apparatus Part 2: Immunity - Product family standard</p> <p>(A2LA Cert. No. 1627-01) 9/22/05 Page 2 of 11</p>
EMC Standards	Title																
Emissions CISPR 22 1997 with amendments 1 and 2	Limits and methods of measurement of radio disturbance characteristics of information technology equipment.																
CNS13438 1994	Limits and methods of measurement of radio interference characteristics of information technology equipment.																
EN55022:1994 and 1998	Limits and methods of measurement of radio disturbance characteristics of information technology equipment.																
SABS CISPR 22:1997	Information technology equipment – Radio disturbance characteristics – Limits and methods of measurement																
Canada ICES-003 1997	Digital apparatus																
AS/NZS 3548 1995	Australian/New Zealand Standard Limits and methods of measurement of radio disturbance characteristics of information technology equipment																
CISPR 11 1990, 1997, 1999	Limits and methods of measurement of electromagnetic disturbance characteristics of industrial, scientific and medical (ISM) radio-frequency equipment.																
<p>CISPR 14-2 1996, 1997 + A1:2001</p> <p>CISPR 20: 1995, 2002 with amendment 3 (associated group only)</p> <p>EN 55020: 1995, 2002 (group only)</p> <p>CISPR 24</p> <p>SABS CISPR 24 1997</p> <p>AS/NZS 3200.1.2: 1995</p> <p>European Union Basic EMC Standards EN 61000-4-2: 1995, 1999, 2001</p> <p>EN 61000-4-3:1997, 1998, 2002 AS/NZS 61000.4.3 1999</p> <p>EN 61000-4-4 1995</p> <p>EN 61000-4-5 1995 AS/NZS 61000.4.5 1999 EN 61000-4-6 1996 AS/NZS 61000.4.6 1999</p> <p>EN 61000-4-8 1994</p> <p>EN 61000-4-11 1994</p> <p>ENV 61000-2-2 1993</p> <p>EU Product Family Standards EN 50081-1 1992</p> <p>EN 50081-2 1993</p> <p>EN 50082-1 1992, 1998</p> <p>EN 50082-2 1995</p> <p>Immunity requirements for household appliances, tools and similar apparatus.</p> <p>Limits and methods of measurement of immunity characteristics of sound and television broadcast receivers and associated equipment.</p> <p>Electromagnetic immunity of broadcast receivers and (associated) Associated equipment.</p> <p>Information technology equipment – Immunity characteristics – Limits and methods of measurement</p> <p>Information technology equipment – Immunity characteristics – Limits and methods of measurement</p> <p>Approval and test specification – Medical electrical Equipment – General requirements for safety – Collateral Standard: Electromagnetic compatibility – Requirements and tests.</p> <p>Electromagnetic compatibility (EMC). Part 4: Testing and measurement techniques. Section 2: Electrostatic discharge immunity test – Basic EMC Publication</p> <p>Electromagnetic compatibility (EMC). Part 4: Testing and measurement techniques. Section 3: Radiated, radio-frequency, electromagnetic field immunity test</p> <p>Electromagnetic compatibility (EMC). Part 4: Testing and measurement techniques. Section 4: Electrical fast transient/burst immunity test – Basic EMC publication</p> <p>(EMC) Part 4: Testing and measurement techniques. Section 5: Surge immunity test.</p> <p>Electromagnetic compatibility (EMC). Part 4: Testing and measurement techniques. Section 6: Immunity to conducted disturbances, induce by radio-frequency fields.</p> <p>Electromagnetic compatibility (EMC). Part 4: Testing and measurement techniques. Section 8: Power frequency magnetic field immunity test.</p> <p>(EMC) Part 4: Testing and measurement techniques. Section 11: Voltage dips, short interruptions and voltage Variations immunity tests.</p> <p>Electromagnetic compatibility (EMC). Part 2: Environment, Section 2: Compatibility levels for low-frequency conducted disturbances and signaling in public low-voltage power supply systems (IEC 1000-2-2:1990)</p> <p>Electromagnetic capability – Generic emission standard. Part 1: Residential, commercial and light industry. (I.S.)</p> <p>Electromagnetic compatibility – Generic emission standard. Part 2: Industrial environment</p> <p>Electromagnetic compatibility – Generic emission standard. Part 1: Residential, commercial and light industry</p> <p>Electromagnetic compatibility – Generic immunity Standard. Part 2: Industrial environment</p> <p>(A2LA Cert. No. 1627-01) 9/22/05 Page 3 of 11</p>	<p>EN 61000-6-1: 1997, 2001</p> <p>EN 61000-6-2: 1998, 2001</p> <p>EN 50091-2 1996</p> <p>EN 55024 1998</p> <p>EN 55103-1 1997</p> <p>EN 55103-2 1997 (excluding Annex A3)</p> <p>EN 61326 1998</p> <p>EN 61547 1996</p> <p>EN 50130-4 1996</p> <p>EN 55104 1995</p> <p>EN 50083-2 1995</p> <p>EN 60601-1-2: 1993, 2002</p> <p>IEC 1800-3 1995</p> <p>EN 60555 Part 2 1987</p> <p>EN 60555 Part 3 1987</p> <p>EN 61000-3-2: 1995, 2000 AS/NZS 61000.3.2 1998 EN 61000-3-3 1995 61000.3.3 1999</p> <p>ETS 300 386-1 1994</p> <p>Electromagnetic Compatibility (EMC)- Part 6: Generic standards- Section 1: Immunity for residential, commercial and light-industrial environments</p> <p>Electromagnetic Compatibility (EMC)- Part 6: Generic standards- Section 2: Immunity for industrial environments</p> <p>Specification for Uninterruptible Power Systems (UPS). Part 2: EMC requirements</p> <p>Information technology equipment – Immunity Characteristics – Limits and methods of measurement.</p> <p>Electromagnetic Compatibility – Product family standard for audio, video, audio-visual and entertainment lighting control apparatus for professional use. Part 1: Emission</p> <p>Electromagnetic Compatibility – Product family standard for audio, video, audio-visual and entertainment lighting control professional use. Part 2: Immunity</p> <p>Electrical equipment for measurement, control and laboratory use – EMC requirements</p> <p>Equipment for general lighting purposes – EMC immunity requirements</p> <p>Alarm Systems. Part 4: Electromagnetic compatibility. Product family standard: Immunity requirements for components of fire, intruder and social alarm systems.</p> <p>Electromagnetic compatibility immunity – requirements for household appliances, tools and similar apparatus. Product family standard.</p> <p>Cabled distribution systems for television and sound signals. Part 2: Electromagnetic compatibility for equipment.</p> <p>Medical electrical equipment Part 1: general requirements for safety</p> <p>Section 2: Collateral standard: Electromagnetic compatibility – requirements and tests</p> <p>Adjustable speed electrical power drive systems. Part 3: EMC product standard including specific test methods.</p> <p>Disturbances in supply systems caused by household appliances and similar electrical equipment. Part 2: Harmonics</p> <p>Disturbances in supply systems caused by household appliances and similar electrical equipment. Part 3: Voltage fluctuations.</p> <p>Electromagnetic compatibility (EMC). Part 3: Limits Section 2: Limits for harmonic current emissions</p> <p>Electromagnetic compatibility (EMC). Part 3: Limits Section 2: AS/NZS Limitation of voltage fluctuations and flicker in low-voltage supply systems.</p> <p>Equipment Engineering (EE); Public telecommunication network equipment electro-magnetic compatibility (EMC) requirements Part 1: Product family overview, compliance criteria and test levels</p> <p>(A2LA Cert. No. 1627-01) 9/22/05 Page 4 of 11</p>																

<p>ETS EN 300 386-2 1997, 1998, ETS EN 300 386 2000 v1.2.1, 2001 v1.3.1</p> <p>ETS 300 132-1 1996</p> <p>ETS 300 132-2 1996</p> <p>ETR 283 1997</p> <p><i>EU radio standards</i> (ETS) EN 300 385 v1.2.1: 1998, 1999</p> <p>EN 300 330 v1.2.1: 1998, 1999</p> <p>ETS 300 328 1996</p> <p>ETS EN 300 440 v1.2.1 1999</p> <p>EN 301 893:2002 v1.2.1</p> <p>ETS 300 836-1:1998</p> <p>EN301 489-17:2002 v1.2.1</p>	<p>Electromagnetic compatibility and radio spectrum matters (ERM); Telecommunication network equipment; Electromagnetic compatibility (EMC) requirements; Part 2: Product family standard. Equipment Engineering (EE); Power supply interface at the input to telecommunications equipment; Part 1: Operated by alternating current (ac) derived from direct current (dc) sources Equipment Engineering (EE); Power supply interface at the input to telecommunications equipment; Part 2: Operated by direct current (dc) Equipment Engineering (EE); Transient voltages at Interface A on telecommunications direct current (DC) power distributions.</p> <p>Electromagnetic compatibility and Radio spectrum matters (ERM); Electromagnetic Compatibility (EMC) standard for fixed radio links and ancillary equipment (ETS) Electromagnetic compatibility and Radio spectrum matters (ERM); Short range devices (SRD); Technical characteristics and test methods for radio equipment in the range 9 kHz to 25 MHz and inductive loop systems in the frequency range 9 kHz to 30 MHz Radio Equipment and Systems (RES); Wideband transmission systems; Technical characteristics and test conditions for data transmission equipment operating in the 2.4 GHz ISM band and using spread spectrum modulation techniques Electromagnetic compatibility and Radio spectrum matters (ERM); Short range devices; Technical characteristics and test methods for radio equipment to be used in the 1 GHz to 40 GHz frequency range Broadband Radio Access Networks (BRAN); 5 GHz (draft) high performance RLAN; Harmonized EN covering Essential requirements of article 3.2 of the R&TTE Directive Broadband Radio Access Networks (BRAN); High Performance Radio Local Area Network (HIPERLAN) Type 1; Conformance testing specification; Part 1: Radio Type approval and Radio Frequency (RF) conformance test specification Electromagnetic compatibility and Radio spectrum Matters (ERM); Electromagnetic Compatibility (EMC) standard for radio equipment and services; Part 17: Specific conditions for 2.4 GHz wideband transmission systems and 5 GHz high performance RLAN equipment</p>	<p>EN 300 328-2:2001 v1.2.1</p> <p>EN 301 489-1:2002</p> <p>EN 60669-2-1:2002</p> <p><i>Canada Radio Standards</i> Canadian GL-36 1995</p> <p>Canadian RSS-119 1999, 2000 Issue 6</p> <p>Canadian RSS-134 1996 & 2000, Issue 1 Rev 1</p> <p>Canadian RSS-210 2000 Issue 3,</p> <p>RFS29 1998</p> <p><i>FCC Standards</i> 47 CFR FCC low power transmitters operating on frequencies below 1 GHz, emergency alert systems, unintentional radiators and ISM devices. 47 CFR FCC low power transmitters operating on frequencies above 1 GHz, with the exception of spread spectrum devices. 47 CFR FCC Unlicensed Personal Scope Communications System (PCS) devices 47 CFR FCC Unlicensed National Scope Information Infrastructure devices and low power transmitters using spread spectrum techniques. 47 CFR FCC Personal mobile Scope Radio Services in the following FCC Rule Parts 22, 24, 25, 27. 47 CFR FCC General Mobile Radio Scope Services in the following FCC Rule Parts 22, 74, 90, 95, 97. 47 CFR FCC Maritime and Aviation Scope Radio Services in 47 CFR Parts 80 and 87 47 CFR FCC Microwave Radio Services Scope in 47 CFR Parts 21, 74 and 101.</p> <p>Electromagnetic compatibility and Radio spectrum Matters (ERM); Wideband Transmission systems; Data transmission equipment operating in the 2.4 GHz ISM band and using spread spectrum modulation techniques; Part 2: Harmonized EN covering essential requirements under article 3.2 of the R&TTE Directive Electromagnetic compatibility and Radio spectrum Matters (ERM); Electromagnetic Compatibility (EMC) standard for radio equipment and services; Part 1: Common technical requirements Switches for household and similar fixed electrical installations -- Part 2-1: Particular requirements -- Electronic switches</p> <p>Industry Canada -- technical requirements for low power Devices in the 2400 -- 2483.5 MHz band. Industry Canada -- Land mobile and fixed radio Transmitters and receivers, 27.41 to 960.0 MHz Industry Canada -- 900 MHz narrowband personal communications services Industry Canada -- Low power license-exempt radio 2001 Issue 5 communication devices Specification for Restricted Radiation Radio Apparatus (New Zealand)</p> <p>Scope A1</p> <p>Scope A2</p> <p>A3</p> <p>A4</p> <p>B1</p> <p>B2</p> <p>B3</p> <p>B4</p>	<p>(A2LA Cert. No. 1627-01) 9/22/05</p> <p>Page 5 of 11</p>	<p>(A2LA Cert. No. 1627-01) 9/22/05</p> <p>Page 6 of 11</p>
<p>FCC/OST MP-5 1986</p> <p>GR-1089-CORE: 1997, 1999 issue 2/ 2002 Issue 3</p> <p><i>ANSI EMC Standards</i> ANSI C63.4: 1992, 1999, 2001, 2003</p> <p>ANSI C63.5 1988</p> <p><i>IEEE EMC Standards</i> IEEE C62.41: 1980, 1991</p> <p><i>Swedish EMC Standards</i> BAKOM 3336.3 1995</p> <p><i>South African EMC standards other than CISPR equivalents</i> SABS 1718-1: 1996</p> <p><i>Japanese VCCI Standards</i> VCCI V-3/99.05 1999 VCCI V-4/99.05 1999</p> <p>Telecommunications Telecommunications Registration; General test methods; Lightning surge; Drop testing; Balance testing; Signal power (metallic and longitudinal); Frequency measurements; Pulse templates; Leakage testing; Impedance testing; Hearing Aid Compatibility testing (<i>excluding volume control</i>); Protocol analysis and Jitter testing.</p> <p>Telecom Standards</p> <p>FCC 47 CFR Part 68 Telephone</p> <p>CS-03 Issue 8 1996 through amendment 5</p> <p>TIA/EIA TSB31-B 1998</p>	<p>FCC (Federal Communications Commission) methods Of measurement of radio noise emissions from industrial, scientific and medical equipment. Bellcore electromagnetic compatibility and electrical safety -- Generic criteria for network telecommunications equipment.</p> <p>American National Standard for methods of measurement of radio-noise emissions for low-voltage electrical and electronic equipment in the range of 9 kHz to 40GHz. American National Standard for electromagnetic compatibility -- radiated emissions measurements in electromagnetic interference (EMI) control -- calibration of antennas.</p> <p>IEEE recommended practice on surge voltages in low-voltage AC power circuits</p> <p>Electromagnetic compatibility and electrical safety (EMC & S) for wired terminal equipment. Harmonization document information over the OFCOM requirements.</p> <p>South African Bureau of Standards: Specification for Gaming equipment. Part 1: Casino equipment.</p> <p>Technical Requirements Instruction for Test Conditions for Requirement under Test</p>	<p>TIA/EIA-IS-968</p> <p>TIA/EIA-IS-883</p> <p>TIA-968-A</p> <p>T1.TRQ.6-2001</p> <p>Canada VDSL Issue 1 January 2003</p> <p>AS/ACIF S002-2001</p> <p>AS/ACIF S016-2001</p> <p>AS/ACIF S031-2001 AS/ACIF S038-2001 AS/ACIF S043-2001</p> <p>ITU-T G.703 HKTA 2028</p> <p>HKTA 2029</p> <p>TBR 1 : 1995</p> <p>TBR 2 : 1997</p> <p>Telecommunications Telephone Terminal Equipment Technical Requirements for Connection of Terminal Equipment to the Telephone Network Telecommunications Telephone Terminal Equipment Supplemental Technical Requirements for Connection of Stutter Dial Tone Detection Devices and ADSL Modems to the Telephone Network Telecommunications Telephone Terminal Equipment Technical Requirements for Connection of Terminal Equipment to the Telephone Network Technical Requirements for SHDSL, HDSL2, HDSL4 Digital Subscriber Line Terminal Equipment to Prevent Harm to the Telephone Network Industry Terminal Attachment Program Requirements and Test Methods for Very-High-Bit-Rate Digital Subscriber Line (VDSL) Terminal Equipment Analogue interworking and non-interference requirements for Customer Equipment for connection to the Public Switched Telephone Network Requirements for Customer Equipment for connection to hierarchical digital interfaces Requirements for ISDN Basic Access Interface Requirements for ISDN Primary Rate Access Interface Requirements for Customer Equipment for Connection to a Metallic Local Loop Interface of a Telecommunications Network --- Part 1: General Part 2: Broadband Part 3: DC, Low Frequency AC and Voiceband Physical/electrical characteristics of hierarchical Digital interfaces Network connection specification for connection of CPE to the PTNs in Hong Kong using digital leased circuits at data rate of 1544 kbit/s Network connection specification for connection of CPE to the PTNs in Hong Kong using digital leased circuits at data rate of 2048 kbit/s Attachment requirements for terminal equipment to be connected to circuit switched data networks and leased circuits using a CCITT Recommendation X.21 interface, or at an interface physically, functionally and electrically compatible with CCITT Recommendation X.21 but operating at any data signaling rate up to, and including, 1 984 kbit/s Attachment requirements for Data Terminal Equipment (DTE) to connect to Packet Switched Public Data Networks (PSPDNs) for CCITT Recommendation X.25 interfaces at data signaling rates up to 1 920 kbit/s utilizing interfaces derived from CCITT Recommendations X.21 and X.21 bit</p>	<p>(A2LA Cert. No. 1627-01) 9/22/05</p> <p>Page 7 of 11</p>	<p>(A2LA Cert. No. 1627-01) 9/22/05</p> <p>Page 8 of 11</p>

<p>TBR 3 : 1995 + Amdt : 1997</p> <p>TBR 4 : 1995 + Amdt : 1997</p> <p>TBR 012 : 1993 + Amdt : 1996</p> <p>TBR 013 : 1996</p> <p>TBR 21 : 1998</p> <p>TBR 24 : 1997</p> <p><i>Australia</i> TS 002 : 1997</p> <p>TS 016 : 1997</p> <p>TS 031 : 1997</p> <p>TS 038 : 1997</p> <p>AS/ACIF S043.2:2001</p> <p>Product Safety General test methods; Input tests; Electric strength tests; Impulse tests; Permanency of marking tests; Accessibility tests; Energy Hazard measurements; Capacitor discharge tests; Humidity conditioning; Earthing tests; Limited power source measurements; Stability tests; Steel ball tests; Lithium Battery Reverse Current measurements; Leakage current tests; Transformer abnormal tests; Telecom leakage tests; Over voltage/power cross tests (<i>excluding x-ray tests</i>).</p> <p><u>Product Safety Standards</u></p> <p>Specific Product Safety Standards IEC 950 1991</p> <p>UL 1950 1998</p> <p>CSA C22.2 No.950-95 UL 60950 2000</p> <p>(A2LA Cert. No. 1627-01) 9/22/05</p>	<p>Integrated Services Digital Network (ISDN); Attachment requirements for terminal equipment to connect to an ISDN using ISDN basic access</p> <p>Integrated Services Digital Network (ISDN); Attachment requirements for terminal equipment to connect to an ISDN using ISDN primary rate access</p> <p>Business Telecommunications (BT); Open Network Provision (ONP) technical requirements; 2 048 kbit/s digital unstructured leased line (D2048U) Attachment requirements for terminal equipment</p> <p>Business Telecommunications (BTC); 2 048 kbit/s digital structured leased lines (D2048S); Attachment requirements for terminal equipment interface</p> <p>Terminal Equipment (TE); Attachment requirements for pan-European approval for connection to the analogue Public Switched Telephone Networks (PSTNs) of TE (excluding TE supporting the voice telephony service) in which network addressing, if provided, is by means of Dual Tone Multi Frequency (DTMF) signaling</p> <p>Business Telecommunications (BTC); 34 Mbit/s digital Unstructured and structured leased lines (D34U and D34S); Attachment requirements for terminal equipment interface</p> <p>Analogous Interworking and Non interference Requirements for Customer Equipment Connected to the Public Switched Telephone Network</p> <p>General Requirements for Customer Equipment Connected to Hierarchical Digital Interfaces</p> <p>Requirements for ISDN Basic Access Interface</p> <p>Requirements for ISDN Primary Rate Access Interface</p> <p>Requirements for Customer Equipment for connection to a metallic loop interface of a Telecommunications Network – Part 2 Broadband</p> <p><u>Title</u></p> <p>Safety of information technology equipment including Includes Amendments 1, 2, 3, and 4 electrical business equipment.</p> <p>Safety of information technology equipment, including electrical business equipment.</p> <p>Safety of Information Technology Equipment (UL 1950)</p> <p>Safety of information technology equipment</p> <p>Page 9 of 11</p>	<p>IEC 60950 2000</p> <p>EN 60950 1997, 1998, 2000</p> <p>IEC 60950-1 2001</p> <p>UL 60950-1 2003</p> <p>CSA C22.2 No. 60950-00</p> <p>CSA C22.2 No. 60950-1 03</p> <p>AS/NZS 3260 1993</p> <p>AS/NZS 3260 Supp 1 1996</p> <p>ACA TS 001 1997</p> <p>UL 1459 1995</p> <p>IEC 1010-1 1990</p> <p>IEC 61010-1 1993</p> <p>EN 61010-1 1993, 2001</p> <p>IEC 61010-1 2001</p> <p>UL 61010B-1 2003</p> <p>UL 3101-1 1993</p> <p>CAN/CSA 1010-1 1999 (<i>Including AM 2</i>)</p> <p>UL 3111-1 1996</p> <p>UL 3121-1 1995</p> <p>IEC 60601-1 1995</p> <p>EN 60601-1 1995 (<i>Including AM 2</i>)</p> <p>UL 2601-1 1997</p> <p>IEC 60065 1998, 2000</p> <p>ANSI/UL 6500: 1998</p> <p>CAN/CSA 60065-00</p> <p>AS/NZS 3250 1995</p> <p>AS/NZS 60065 2000</p> <p>Canadian C22.2 No. 1-94 (1-98)</p> <p>1998</p> <p>EN 60065 1994</p> <p>IEC 60825 1990</p> <p>EN 60825-1 1994</p> <p>IEC 60825-1 2001</p> <p>IEC 60825-2 2000-5</p> <p>IEC 60825-4 1997-11</p> <p>IEC 60335-1 1995</p> <p>(<i>Including AM2 – 1997 & AM 12 – 1997</i>)</p> <p>EN 60335-1 2001</p> <p>UL 60335-1 1998</p> <p>CAN/CSA E335-1 1994</p> <p>Safety of information technology equipment</p> <p>Safety of information technology equipment, including Electrical business equipment.</p> <p>Approval and test specification – Safety of information technology equipment including electrical business Equipment.</p> <p>Approval and test specification – Safety of information technology equipment including electrical business equipment – Alphabetical reference index to IEC 950 (Supplement to AS/NZS 3260:1993)</p> <p>Australian Communications Authority – Safety requirements for customer equipment.</p> <p>Telephone Equipment</p> <p>Safety requirements for electrical equipment for measurement, control and laboratory use, Part 1: General requirements.</p> <p>Safety requirements for electrical equipment for measurement, control and laboratory use, Part 1: General requirements.</p> <p>Electrical equipment for laboratory use Part 1: General requirements.</p> <p>Electrical measuring and test equipment. Part 1: General requirements.</p> <p>Medical electrical equipment. Part 1: General requirements for safety.</p> <p>Medical electrical equipment</p> <p>Medical electrical equipment. Part 1: General Requirements for safety.</p> <p>Audio, video and similar electronic apparatus – Safety requirements</p> <p>Audio/video and musical instrument apparatus for Household, commercial and similar general use</p> <p>Australian/New Zealand Standard – Approval and test</p> <p>Specification – Mains operated electronic and related Equipment for household and similar general use</p> <p>Audio, video and similar electronic equipment. Consumer and 1994, commercial products</p> <p>Safety requirements for main operated electronic and related apparatus for household and similar general use.</p> <p>Radiation safety of laser products, equipment Classification, requirements and user's guide</p> <p>Safety of laser products Part 1: equipment Classification, requirements and user's guide.</p> <p>Safety of laser products – Part 2: Safety of optical communication systems</p> <p>Safety of laser products – Part 4: Laser guards</p> <p>Safety of household and similar electrical appliances</p> <p>(<i>Including AM2 – 1997 & AM 12 – 1997</i>) Part 1: General requirements</p> <p>Page 10 of 11</p>
<p>UL 61010A-1 : 2002</p> <p>EN 61010-1 : 2001</p> <p>AS/NZS 60950 : 2000</p> <p>Environmental²</p> <p><u>Environmental Standards</u></p> <p>GR-63-CORE</p> <p>ETS 300 019</p> <p>(vibration up to 1000Hz)</p> <p>Page 11 of 11</p>	<p>Electrical equipment for laboratory use; part 1: General requirements</p> <p>Safety requirements for electrical equipment for measurement, control, and laboratory use - Part 1: General requirements</p> <p>Safety information technology equipment</p> <p><u>Title</u></p> <p>NEBS Requirements: Physical Protection</p> <p>Environmental conditions and environmental tests For telecommunications equipment</p>	

² Environmental testing is performed at the satellite facility located at 168 Ayer Rd, Littleton, MA 01460