



CTK Co., Ltd.  
The First Leader of Global Electromagnetic Compatibility

## CTK Co., Ltd.

386-1, Ho-dong, Cheoin-gu, Yongin-si, Gyeonggi-do, 449-100, Korea

Tel: +82-31-339-9970 Fax: +82-31-339-9855

www.e-ctk.com

# RF EXPOSURE REPORT

**According to : FCC 47CFR part 1 subpart I and part 2 subpart J**

Test Report No. : CTK-2012-01368-5  
Date of Issue : May 1, 2013  
FCC ID : TN8-OWC-300T  
Equipment Under Test : OWC-300T  
Kind of Product : Wireless Charging Pad  
Applicant : OPENTECH Inc.  
Applicant Address : 13F, SJ-Technoville 60-19, Gasan-Dong, Geumcheon-Gu, Seoul, Korea, 153-801  
Manufacturer : OPENTECH Inc.  
Manufacturer Address : 13F, SJ-Technoville 60-19, Gasan-Dong, Geumcheon-Gu, Seoul, Korea, 153-801  
Contact Person : Jae Sung, Kim / Project Manager  
Telephone : +82-2-3397-0184  
Received Date : December 6, 2012  
Test period : Start : December 6, 2012 End : May 1, 2013  
Test Results : ☒ In Compliance ☐ Not in Compliance

The test results presented in this report relate only to the object tested.

*Tested by*

Y. T. Lee

Young-taek Lee  
Test Engineer  
Date: May 1, 2013

*Reviewed by*

Y. J. Park

Young-Joon, Park  
Technical Manager  
Date: May 1, 2013



CTK Co., Ltd.  
The Prime Center of Global Engineering Corporation

## CTK Co., Ltd.

386-1, Ho-dong, Cheoin-gu, Yongin-si, Gyeonggi-do, 449-100, Korea

Tel: +82-31-339-9970 Fax: +82-31-339-9855

www.e-ctk.com

### REPORT REVISION HISTORY

Date	Revision	Page No
February 7, 2013	Issued (CTK-2012-01368)	All
March 12, 2013	Issued (CTK-2012-01368-1) Update EUT Operating Modes and Test Modes	All
March 19, 2013	Issued (CTK-2012-01368-2) Update EUT Operating Modes, Test Modes and Test Results	All
March 21, 2013	Issued (CTK-2012-01368-3) Update Test Modes	All
March 25, 2013	Issued (CTK-2012-01368-4) Update Test Modes	All
May 1, 2013	Issued (CTK-2012-01368-5) Update Test Modes and Test Results	All

*This report shall not be reproduced except in full, without the written approval of CTK Co., Ltd. This document may be altered or revised by CTK Co., Ltd. personnel only, and shall be noted in the revision section of the document. Any alteration of this document not carried out by CTK Co., Ltd. will constitute fraud and shall nullify the document.*



CTK Co., Ltd.  
The Prime Center of Global Engineering Corporation

## CTK Co., Ltd.

386-1, Ho-dong, Cheoin-gu, Yongin-si, Gyeonggi-do, 449-100, Korea

Tel: +82-31-339-9970 Fax: +82-31-339-9855

www.e-ctk.com

### TABLE OF CONTENTS

REPORT REVISION HISTORY .....	2
1.0 General Product Description .....	4
1.1 Model Differences .....	4
1.2 Device Modifications .....	4
1.3 Peripheral Devices .....	4
1.4 EUT Operating Modes .....	5
1.5 Test Modes .....	5
1.6 Calibration Details of Equipment Used for Measurement .....	7
1.7 Test Facility .....	7
1.8 Laboratory Accreditations and Listings .....	7
2.0 Summary of tests .....	8
2.1 Test Setup .....	9
2.2 Radiofrequency radiation exposure limits .....	10
2.3 Test Results .....	11
APPENDIX A – Test Equipment Used For Tests .....	12



CTK Co., Ltd.  
The Prime Leader of Global Regulatory Compliance

## CTK Co., Ltd.

386-1, Ho-dong, Cheoin-gu, Yongin-si, Gyeonggi-do, 449-100, Korea

Tel: +82-31-339-9970 Fax: +82-31-339-9855

www.e-ctk.com

### 1.0 General Product Description

Type of equipment	Wireless Charging Pad
Equipment model name	OWC-300T
Frequency Range	110 kHz – 205 kHz
Antenna type	Coil antenna
Power Source	AC ADAPTER Input : AC 100-240 V, 50/60 Hz Output : DC 19 V, 0.5 A Test Voltage and Frequency : AC 120 V, 60 Hz

### 1.1 Model Differences

Not applicable

### 1.2 Device Modifications

The following modifications were necessary for compliance:

Not applicable

### 1.3 Peripheral Devices

Device	Manufacturer	Model No.	Serial No.	FCC ID or DoC
AC ADAPTER	Shenzhen Huoniu Technology Co., Ltd.	HNC190050U	-	Verification
Wireless Charging Cover	OPENTECH Inc.	OWC-300R	-	-
Mobile Phone	Samsung Electronics Co., Ltd.	SCH-I535	-	A3LSCHI535

## 1.4 EUT Operating Modes

Equipment under test was operated during the measurement under the following conditions:

☒ Charging and communication mode

Modulation Type : CW (Continuous Wave)

Output Power : Max. -3.92 dBuV/m (Frequency 119.14 kHz, Test Distance 3 m)

TX Duty Cycle : 100 % by measurement

## 1.5 Test Modes

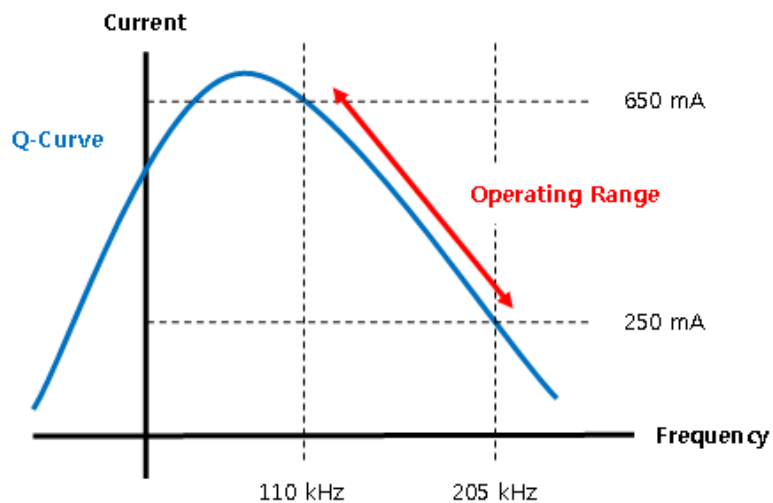
This device has been tested below conditions:

[Test Mode #1]

Frequency	Charging current	Note
110 kHz	650 mA	Low Frequency, Max. Load
157.5 kHz	425 mA	Middle Frequency, Medium Load
205 kHz	250 mA	High Frequency, Min. Load

This device has been tested with the various resistors to simulate the various load conditions of the client device. The charging current was controlled from 250 mA (Min.) to 650 mA (Max.) using the resistors and three types of Jig board with circular coil.

- 1) EUT has a range of the operating frequency from 110 kHz to 205 kHz and It has a range of the output current from 250 mA to 650 mA when output voltage is DC 5 V.
- 2) If the operating frequency is 110 kHz, the maximum output current is 650 mA and If the operating frequency is 205 kHz, the minimum output current is 250 mA.



- 3) To the simulation of the power transmission in from 110 kHz to 205 kHz. In the full range of the operating frequency, Normal operating condition, the test frequency is three which are the High, Middle and Low frequency of 110 kHz, 157.5 kHz and 205 kHz.
- 4) In order to operate EUT in three operating frequencies, three types of Test Jig were used.
- 5) The Wireless Charging Cover was used as Test Jig is actually used with the EUT.
- 6) The EUT to operate at a steady-state output current, the Wireless Charging Cover was not to combined with a smart phone. The DC output of the Wireless Charging Cover was connected to the resistor. As follows, the three types of Test Jig was prepared and tested.
- 7) Test Jig #1  
Operating Frequency : 110 kHz, Output Voltage : DC 5 V, Output Current : 0.65 A  
Calculation of resistor value :  $I = \frac{V}{R}$  ,  $0.65 \text{ A} = \frac{5 \text{ V}}{R}$  ,  $R = \frac{5 \text{ V}}{0.65 \text{ A}}$  ,  $R \approx 7.69 \Omega$
- 8) Test Jig #2  
Operating Frequency : 157.5 kHz, Output Voltage : DC 5 V, Output Current : 0.425 A  
Calculation of resistor value :  $I = \frac{V}{R}$  ,  $0.425 \text{ A} = \frac{5 \text{ V}}{R}$  ,  $R = \frac{5 \text{ V}}{0.425 \text{ A}}$  ,  $R \approx 11.76 \Omega$
- 9) Test Jig #3  
Operating Frequency : 205 kHz, Output Voltage : DC 5 V, Output Current : 0.25 A  
Calculation of resistor value :  $I = \frac{V}{R}$  ,  $0.25 \text{ A} = \frac{5 \text{ V}}{R}$  ,  $R = \frac{5 \text{ V}}{0.25 \text{ A}}$  ,  $R = 20 \Omega$

**[Test Mode #2]**

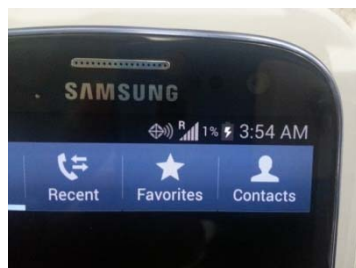
Support Equipment	Battery status	Note
Mobile Phone	< 1%	Max. Load
Mobile Phone	50 %	Medium Load

Note : The Charging is not operation when 100% fully charged status.

This device has been tested with the Mobile phone.

Mobile phone is on WWAN communicating.(**Worst Case : GPRS Class 10 2 Tx**)  
WWAN communication was implemented using CMU200(Radio Communication Tester).

Mobile phone's battery status was checked by display battery percentage function.





CTK Co., Ltd.  
The Prime Center of Global Engineering Corporation

## CTK Co., Ltd.

386-1, Ho-dong, Cheoin-gu, Yongin-si, Gyeonggi-do, 449-100, Korea

Tel: +82-31-339-9970 Fax: +82-31-339-9855

www.e-ctk.com





### 1.6 Calibration Details of Equipment Used for Measurement

Test equipment and test accessories are calibrated on regular basis. The maximum time between calibrations is one year or what is recommended by the manufacturer, whichever is less. All test equipment calibrations are traceable to the Korea Research Institute of Standards and Science (KRISS), therefore, all test data recorded in this report is traceable to KRISS.

### 1.7 Test Facility

The measurement facility is located at 386-1, Ho-dong, Cheoin-gu, Yongin-si, Gyeonggi-do, 449-100, Korea.

### 1.8 Laboratory Accreditations and Listings

Country	Agency	Scope of Accreditation	Logo
USA	FCC	3 m & 10 m OATS, 3 m & 10 m SAC and Conducted Test Site to perform FCC Part 15/18 measurements	 805871
JAPAN	VCCI	10 m OATS, 3 m & 10 m SAC and Conducted Test Site	 R-948, C-986 T-1843
KOREA	KCC	EMI (10 m OATS, 10 m SAC and Conducted Test Site) EMS (ESD, RS, EFT/Burst, Surge, CS, Magnetic, Dips and Interruptions)	 No. 51, KR0025
International	KOLAS	EMC	



CTK Co., Ltd.  
100 Percent owner of Global Engineering Corporation

## CTK Co., Ltd.

386-1, Ho-dong, Cheoin-gu, Yongin-si, Gyeonggi-do, 449-100, Korea

Tel: +82-31-339-9970 Fax: +82-31-339-9855

www.e-ctk.com

## 2.0 Summary of tests

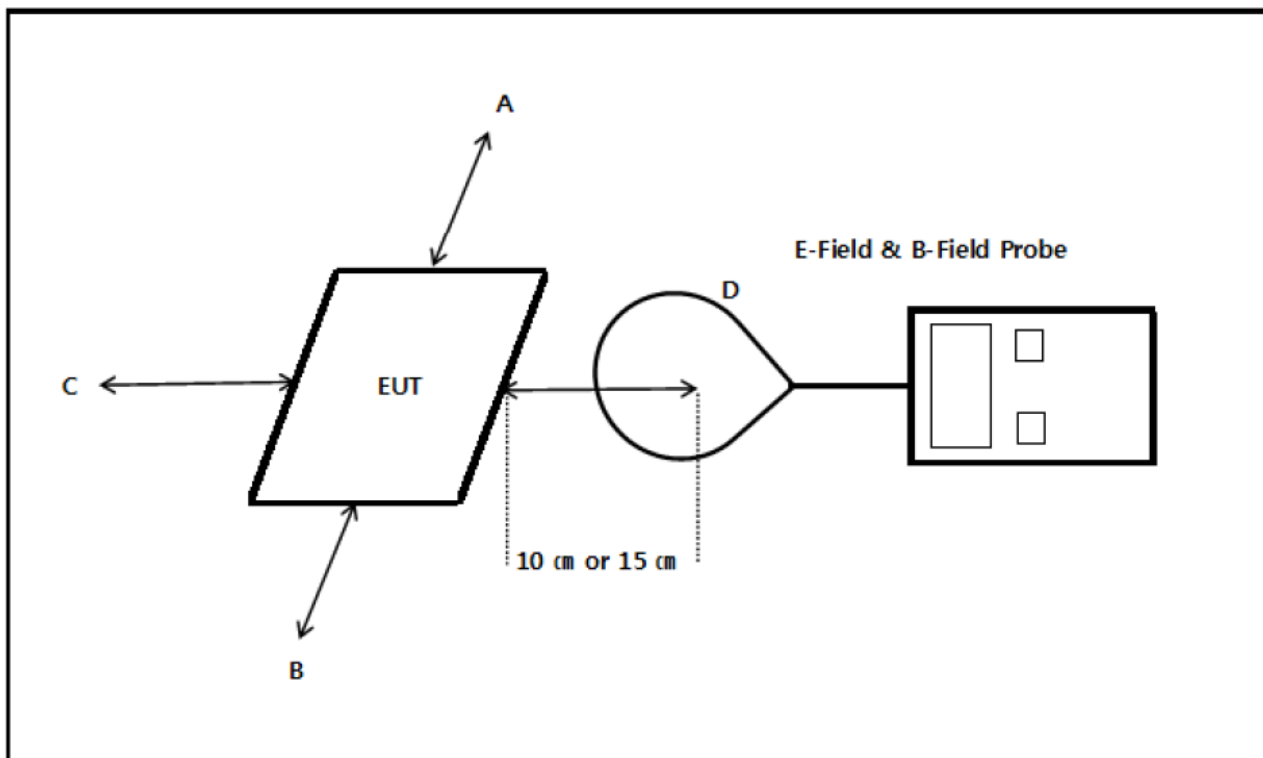
FCC Part Section(s)	Parameter	Status (note 1)
1.1307(b), 1.1310	Radio frequency radiation exposure limits	Complies



## 2.1 Test Setup

### Test Location

Anechoic Chamber





CTK Co., Ltd.  
The Prime Leader of Global Engineering Corporation

## CTK Co., Ltd.

386-1, Ho-dong, Cheoin-gu, Yongin-si, Gyeonggi-do, 449-100, Korea

Tel: +82-31-339-9970 Fax: +82-31-339-9855

www.e-ctk.com

## 2.2 Radiofrequency radiation exposure limits

§ 1.1310 The criteria listed in table 1 shall be used to evaluate the environmental impact of human exposure to radiofrequency(RF) radiation as specified in § 1.1307(b), except in the case of portable devices which shall be evaluated according to the provisions of § 2.1093 of this chapter.

TABLE 1—LIMITS FOR MAXIMUM PERMISSIBLE EXPOSURE (MPE)

Frequency range (MHz)	Electric field strength (V/m)	Magnetic field strength (A/m)	Power density (mW/cm <sup>2</sup> )	Averaging time (minutes)
<b>(A) Limits for Occupational/Controlled Exposures</b>				
0.3–3.0 .....	614	1.63	*(100)	6
3.0–30 .....	1842/f	4.89/f	*(900/f <sup>2</sup> )	6
30–300 .....	61.4	0.163	1.0	6
300–1500 .....	.....	.....	f/300	6
1500–100,000 .....	.....	.....	5	6
<b>(B) Limits for General Population/Uncontrolled Exposure</b>				
0.3–1.34 .....	614	1.63	*(100)	30
1.34–30 .....	824/f	2.19/f	*(180/f <sup>2</sup> )	30
30–300 .....	27.5	0.073	0.2	30
300–1500 .....	.....	.....	f/1500	30
1500–100,000 .....	.....	.....	1.0	30

f = frequency in MHz

\* = Plane-wave equivalent power density

NOTE 1 TO TABLE 1: Occupational/controlled limits apply in situations in which persons are exposed as a consequence of their employment provided those persons are fully aware of the potential for exposure and can exercise control over their exposure. Limits for occupational/controlled exposure also apply in situations when an individual is transient through a location where occupational/controlled limits apply provided he or she is made aware of the potential for exposure.

NOTE 2 TO TABLE 1: General population/uncontrolled exposures apply in situations in which the general public may be exposed, or in which persons that are exposed as a consequence of their employment may not be fully aware of the potential for exposure or can not exercise control over their exposure.



CTK Co., Ltd.  
The Prime Leader of Global Appliance Corporation

## CTK Co., Ltd.

386-1, Ho-dong, Cheoin-gu, Yongin-si, Gyeonggi-do, 449-100, Korea

Tel: +82-31-339-9970 Fax: +82-31-339-9855

www.e-ctk.com

### 2.3 Test Results

EUT	Wireless Charger	Model	OWC-300T
Frequency Range	110 kHz – 205 kHz	Test mode	TX

The requirements are:

☒ Complies

#### Test Data (E-Field)

[Test Mode #1]

Operating Freq. (kHz)	Charging Current Condition	Freq. (kHz)	Separation Distance (m)	E-Field (V/m)	E-Field Limit (V/m)
110	650 mA	109.50	0.1	3.18	614
157.5	425 mA	157.26	0.1	2.95	614
205	250 mA	204.16	0.1	2.88	614

[Test Mode #2]

Support Equipment	Charging Current Condition	Freq. (kHz)	Separation Distance (m)	E-Field (V/m)	E-Field Limit (V/m)
Mobile Phone	< 1% Battery Status	119.15	0.1	10.48	614
Mobile Phone	50 % Battery Status	132.65	0.1	10.32	614

#### Test Data (H-Field)

[Test Mode #1]

Operating Freq. (kHz)	Charging Current Condition	Freq. (kHz)	Separation Distance (m)	H-Field (A/m)	H-Field Limit (A/m)
110	650 mA	109.50	0.1	0.86	1.63
157.5	425 mA	157.26	0.1	0.78	1.63
205	250 mA	204.16	0.1	0.69	1.63

[Test Mode #2]

Support Equipment	Charging Current Condition	Freq. (kHz)	Separation Distance (m)	H-Field (A/m)	H-Field Limit (A/m)
Mobile Phone	< 1% Battery Status	119.15	0.1	0.58	1.63
Mobile Phone	50 % Battery Status	132.66	0.1	0.54	1.63



CTK Co., Ltd.  
The Prime Center of Global Regulatory Compliance

## CTK Co., Ltd.

386-1, Ho-dong, Cheoin-gu, Yongin-si, Gyeonggi-do, 449-100, Korea

Tel: +82-31-339-9970 Fax: +82-31-339-9855

www.e-ctk.com

### APPENDIX A – Test Equipment Used For Tests

	Name of Equipment	Manufacturer	Model No.	Serial No.	Due Date
1	E-Field Probe	Schaffner	2244/90.20	R-0029	2013-08-08
2	EM Radiation Meter	Schaffner	EMC-20	R-0029	2013-08-08
3	B-Field Probe	Narda	BN 2300/90.10	F-0016	2013-07-30
4	Exposure Level Meter	Narda	ELT-400	F-0016	2013-07-30
5	Radio Communication Tester	Rohde & Schwarz	CMU200	106765	2014-02-04