



Dexim logo is a trademark of Teleway Industrial Ltd.
iPod is trademark of Apple Inc., registered in the U.S. and other countries.
iPhone is trademark of Apple Inc. All Rights Reserved. Visit www.dexim.net
or call 86-755-86006409 for more information.



Important Information Required By the FCC
 The Manufacturer is not responsible for any radio or TV interference caused by unauthorized modifications to this equipment. Such modifications could void the user's authority to operate the equipment

EN Touch Screen FM Transmitter	2	PT Touch Screen FM Transmitter	38
FR Touch Screen FM Transmitter	8	RU Touch Screen FM Transmitter	44
DE Touch Screen FM Transmitter	14	AR Touch Screen FM Transmitter	50
ES Touch Screen FM Transmitter	20	JP Touch Screen FM Transmitter	56
NL Touch Screen FM Transmitter	26	CN Touch Screen FM Transmitter	62
IT Touch Screen FM Transmitter	32		



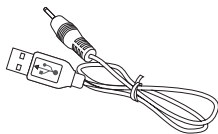
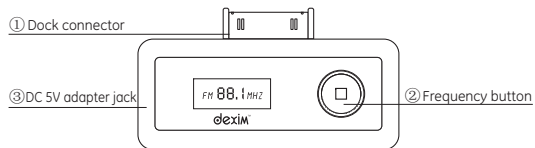
Waste electrical products /batteries should not be disposed of with household waste. Separate disposal facilities exist, for your nearest facilities.

dexim™

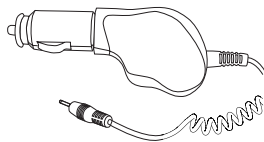
◆ Contents :

- 1- FM Transmitter unit
- 1- USB Charging Cable

◆ Product Layout :



USB Charging Cable



Car Charger with 2.5DC jack

◆ Specifications:

Compatibility:

iPhone 3G, iPhone, All iPod models except shuffle

Capacity: 1200mA Polymer Li-ion battery

FM Stereo Transmitter

Full frequency FM transmitter

Frequency range: 88.1-107.9MHz

Operation range: 0-3m

Power off automatically when there is no input audio signal within 60 seconds

Power:

Input power voltage: 5V DC

Power source: connected iPhone or iPod

Car charger: 5V DC output; 12V DC input

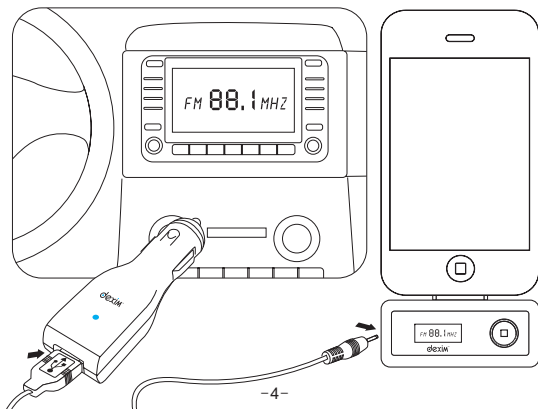
Fuse: 2A 250V replaceable

Display:

LCD display with integrated blue backlight function

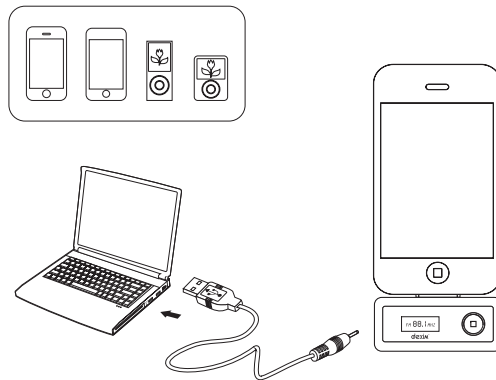
◆ Instruction :

1. Plug dock connector ① into dock slot of iPhone/iPod player.
2. Turn on your car radio or home radio, then select a frequency with a weak broadcast signal (eg. 88.1MHz).
3. Press ② to select the same frequency as radio's (eg. 88.1MHz).



-4-

4. In case the signal quality is not satisfactory, try another FM Frequency.
5. Plug included USB cable into DC 5V adapter jack ③ to charge connected iPhone/iPod player.



-5-

**WARNING! IMPORTANT SATETY INSTRUCTION!**

Failure to read and follow these safety instructions could result in fire, explosion, electrical shock or other hazard, causing serious and/or fatal injury and/or property damage.

1. Do not modify, disassemble, open, drop, crush, puncture or shred the product
2. Do not expose the product to rain or water
3. Keep away from open flame or sunlight to prevent heat build-up
4. Keep away from high voltage devices
5. This product is not a toy. Keep away from children. Insure that all persons who use the product read and follow these warnings and instructions