

◆ Features:

- Super high quality Bluetooth stereo speaker with excellent sound quality
- The metallic shell offers an unique, clean, sleek design
- Delivers high-quality wireless streaming from your laptop, mobile phone or other Bluetooth-enabled device.
- Cradle securely holds smartphones and tablets in place while providing multiple viewing angles.
- "Lazy Susan" base design allows the speaker to rotate 360-degrees
- Built-in Mic for hands-free call function
- More portable and applicable, allow you to take your music anywhere you go
- Specific APP "SoudeX" supports adjusting sound efficacy

◆ Contents:

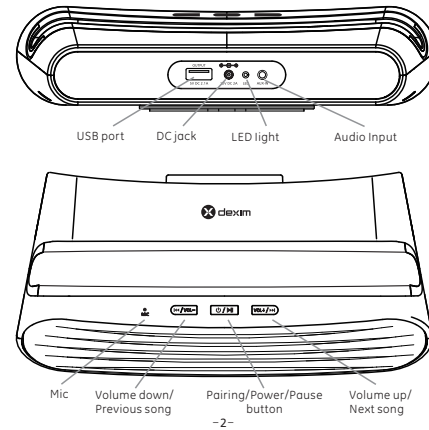
- 1 × SoudeX Speaker
- 1 × 3.5mm audio cable
- 1 × AC adapter

◆ Technical specifications

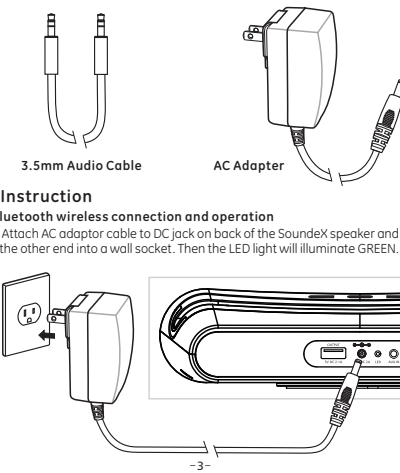
Output power: 5W*2
 Speaker unit: 4Ω5W
 Frequency response: 45Hz-20KHz
 Power input: 12V/2A
 Bluetooth connected distance: ≤10m
 Audio input port: Bluetooth and standard 3.5mm audio socket

-1-

◆ Speaker Layout:



-2-



◆ Instruction

Bluetooth wireless connection and operation

1. Attach AC adaptor cable to DC Jack on back of the SoudeX speaker and plug the other end into a wall socket. Then the LED light will illuminate GREEN.

2. To power on, press and hold the **⏮/⏭** button for 3 seconds. Speaker will prompt with a tone and the **⏮/⏭**, **⏮/VOL+** and **⏮/VOL-** buttons will flash BLUE quickly. The unit will enter Auto-pairing mode and begin searching for a device to pair with.
3. Activate Bluetooth on your device, you will find SoudeX in your device and click to link to SoudeX speaker. Speaker will prompt with a tone and the **⏮/⏭**, **⏮/VOL+** and **⏮/VOL-** buttons will flash BLUE slowly.
- a. If SoudeX is not connected within 10 minutes, it will power off automatically.
- b. SoudeX will auto link with the last linked device when that device is in range.

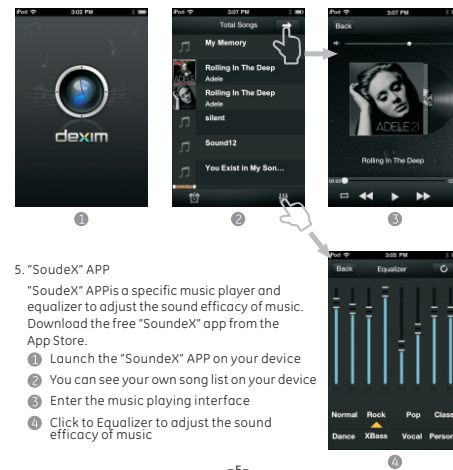


4. Music playing

Once your device and the SoudeX are linked you can start to play Bluetooth music through the SoudeX.

- ⏮/⏭** Click the pairing button to pause/ play music
- ⏮/VOL+** Press and hold vol+ button to turn up volume, click vol+ button to play next song
- ⏮/VOL-** Press and hold vol- button to turn down volume, click vol- button to play previous song

-4-



5. "SoudeX" APP

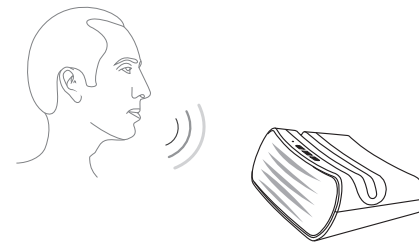
"SoudeX" APP is a specific music player and equalizer to adjust the sound efficacy of music. Download the free "SoudeX" app from the App Store.

1. Launch the "SoudeX" APP on your device
2. You can see your own song list on your device
3. Enter the music playing interface
4. Click to Equalizer to adjust the sound efficacy of music

-5-

6. Phone Calling function

- a. SoudeX Speaker supports Mic function, you can answer the phone directly with speaker.
- b. When phone has an incoming call, press the pairing button to answer the phone and press again to hang up. After the call ends, Speaker will switch back to music playing automatically.



• Listening to other portable audio devices

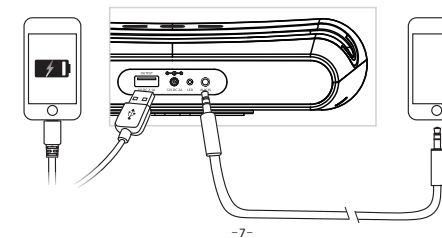
You can play an MP3 player or other portable audio device through the SoudeX via the Aux-in Jack.

-6-

- a. Plug one end of an audio patch cord into the line-out jack on your device and the other end of the patch cord into the SoudeX Aux-in Jack, located on the back of the unit. The **⏮/⏭**, **⏮/VOL+** and **⏮/VOL-** buttons will illuminate GREEN.
- b. If speaker connects with Bluetooth and plug audio cable into speaker Audio socket simultaneously, speaker will play music via Audio cable automatically. When pulling out the audio cable, speaker will switch to play music via Bluetooth.

• Device charging function

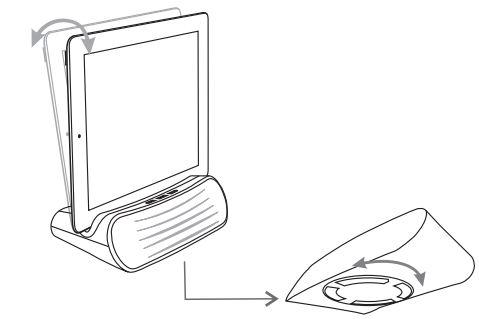
You can charge your device via USB output port. Note that devices will continue to charge when the SoudeX is turned off as long as the AC adaptor is plugged in



-7-

Convenient Rotatable Cradle and base design

Cradle can rotate allowing the user to adjust the tilt angle by grabbing the top of the smartphones and tablets and pushing or pulling it.



"Lazy Susan" base design allows the speaker to rotate 360-degrees for multiple viewing angles.

For technical support and more information, please email at support@dexim.net.

-8-

FCC Warning

This device complies with Part 15 of the FCC Rules. Operation is subject to the following two conditions:

(1) this device may not cause harmful interference, and (2) this device must accept any interference received, including interference that may cause undesired operation.

NOTE 1: Any changes or modifications to this unit not expressly approved by the party responsible for compliance could void the user's authority to operate the equipment.