


## Photographs of test setup

### 1) Setup for Radiated Test : 30 ~ 1000 MHz

[ Front ]



[ Rear ]



## 2) Setup for Conducted Test : 0.15 ~ 30 MHz

[ Front ]



[ Rear ]







### 3) Setup for Antenna conducted power



### 4) Setup for Output signal conducted level



## 5) Setup for Output terminal conducted spurious emission



## 6) Setup for antenna transfer switch

