

TEST SETUP PHOTO

1. Conducted Emission setup photo

1. Front



2. Rear



2. Radiated Emission setup photo (below 30 MHz)

1. Front




2. Rear




3. Radiated Emission setup photo (below 1 GHz)

1.Front



2.Rear




4. Radiated Emission setup photo (Above 1 GHz~18 GHz)

1. Front



2. Rear



5. RF Conducted setup photo

