

Model(s) : BS2A-OAPWB

FCC ID : TKWBS2A-OAPWB

TEST SETUP PHOTO

1. Conducted Emission setup photo

1. Front



2. Rear



2. Radiated Emission setup photo (below 30 MHz)

1. Front




2. Rear




3. Radiated Emission setup photo (below 1 GHz)

1. Front




2. Rear




4. Radiated Emission setup photo (Above 1 GHz~18 GHz)

1. Front



2. Rear



5. Radiated Emission setup photo (Above 18 GHz~40 GHz)

1. Front



2. Rear



6. RF Conducted setup photo

