

## TEST SETUP PHOTO

### 1. Conducted Emission setup photo

#### 1.1 Front (ADAPTER MODE)




#### 1.2 Rear (ADAPTER MODE)



## 2. Radiated Emission setup photo

30 MHz ~ 1 000 MHz (ADAPTER MODE)

### 2.1 Front



### 2.2 Rear



30 MHz ~ 1 000 MHz (PoE MODE)


2.3 Front




2.4 Rear



3. Radiated Emission setup photo  
Above 1 GHz (ADAPTER MODE)  
3.1 Front




3.2. Rear





Above 1 GHz (PoE MODE)  
3.3 Front



3.4 Rear

