



## FCC Part15E Test Setup Photo


Description: Front view of Conducted Emission Test Setup




Description: Back view of Conducted Emission Test Setup




Description: Radiated Emission Test Setup for 9kHz ~ 30MHz (Dipole Antenna)




Description: Radiated Emission Test Setup for 30MHz ~ 1GHz (Dipole Antenna)




Description: Radiated Emission Test Setup for 1GHz ~ 18GHz (Dipole Antenna)




Description: Radiated Emission Test Setup for 18GHz ~ 40GHz (Dipole Antenna)



Description: Radiated Emission Test Setup for 9kHz ~ 30MHz (PCB Antenna)




Description: Radiated Emission Test Setup for 30MHz ~ 1GHz (PCB Antenna)






Description: Radiated Emission Test Setup for 1GHz ~ 18GHz (PCB Antenna)



Description: Radiated Emission Test Setup for 18GHz ~ 40GHz (PCB Antenna)



Conducted Test Setup Photo

