
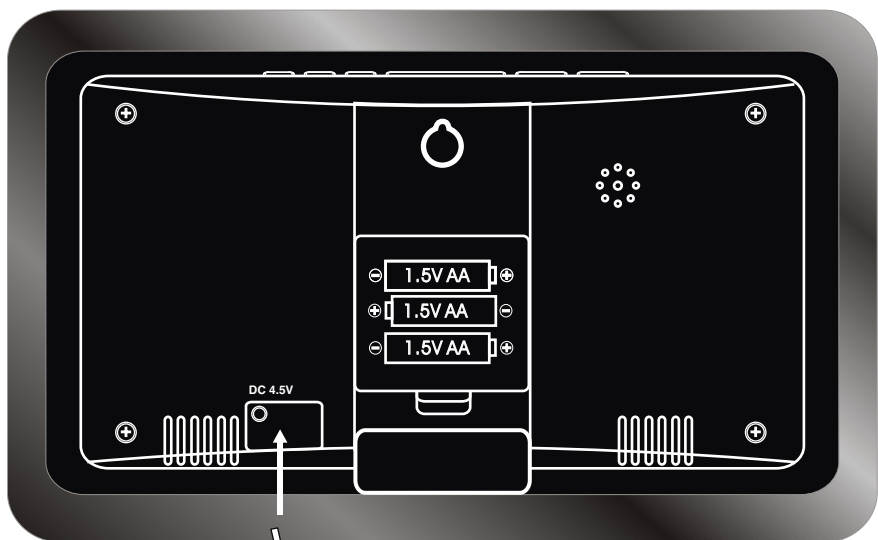
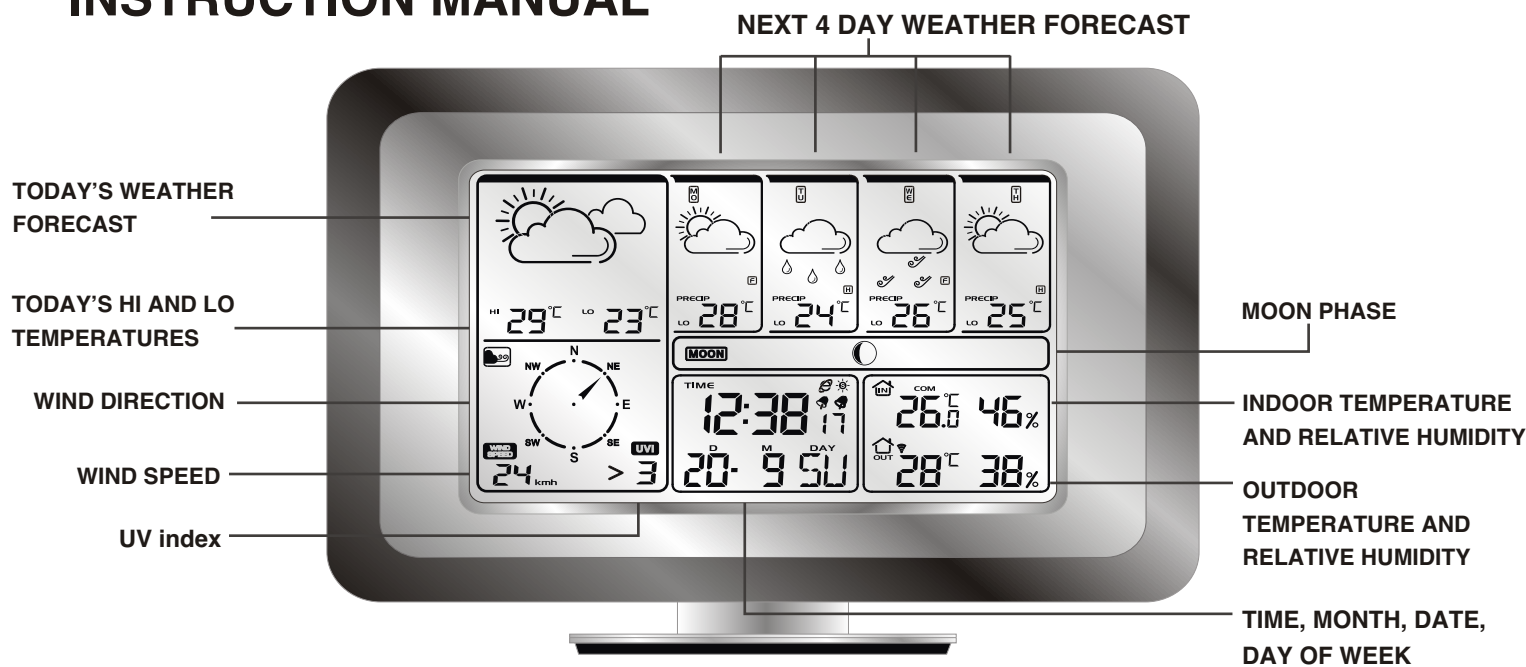



MODEL IW002 INTERNET WEATHER STATION

INSTRUCTION MANUAL




Insert the stand to the main unit


Model IW001U



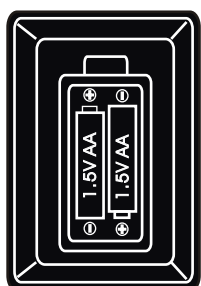
Wireless USB



RESET



Outdoor Temperature and Humidity Transmitter



TO INSTALL YOUR INTERNET WEATHER STATION

- Step 1** Connect your computer on-line to the internet
- Step 2** Insert the wireless USB into your computer (lift up the antenna bar in vertical position for best transmission distance)
- Step 3** Insert the CD into your computer, the computer will automatically install the software (see below "To Install the weather.exe program on your computer")
- Step 4** Power up your internet weather station : plug the AC/DC adaptor to any household AC outlet, then insert the DC jack at the lower back case of your internet weather station. Then insert the stand to your internet weather station.
- Step 5** Now the weather data of the chosen city will be transmitted to your I-net weather station in a short moment.
- Step 6** After all 5-day weather data are displayed, then insert batteries (only 2 x AA to the right side of the battery compartment) to the outdoor temperature transmitter. The outdoor temperature and RH% will be transmitted to your internet weather station. Place your wireless transmitter to outdoor and it will keep transmitting the outdoor temperature and relative humidity to you internet weather station regularly.

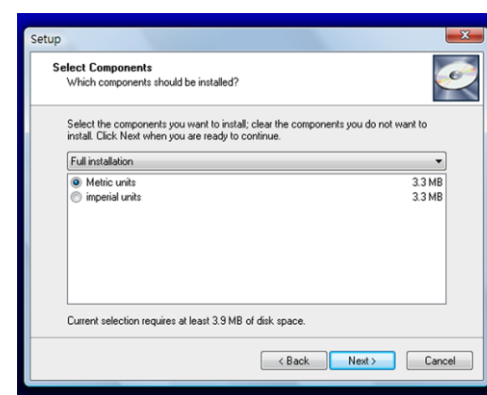
Your Internet weather station works with Microsoft OS XP, Vista or higher versions (Apple Mac OS not applicable)

TO INSTALL THE WEATHER PROGRAM ON YOUR COMPUTER

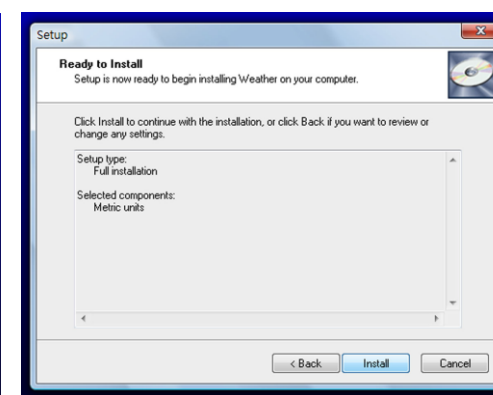
- Step 1** After inserted the CD into your computer, the weather.exe program is loaded. Please note that the weather.exe program in your CD may not be most up-dated. Your computer may ask if you want to up-date your installation program through the internet, click "YES".
- Step 2** Click "Next".
- Step 3** Select "Metric units" for European measurements (in temperature degree C, centimeters for rainfall and kilometers / hour for wind speed) or "Imperial Units" for American measurements (in temperature degree F, inches for rainfall and mile/hour for wind speed. Click "Next"
- Step 4** Click "Install", the program will be installed.
- Step 5** Click a Country and a City
- Step 6** A 6-day full weather window pops out on your computer's screen, click "Finish" to complete the installation



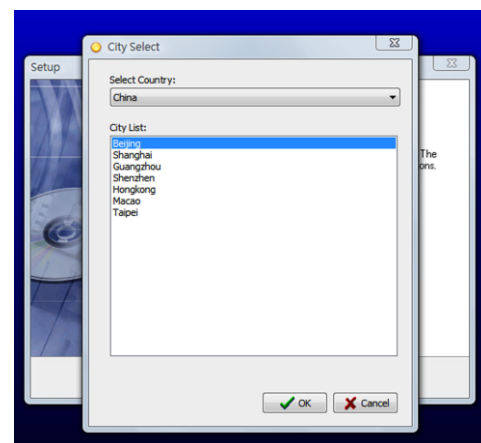
Step 2



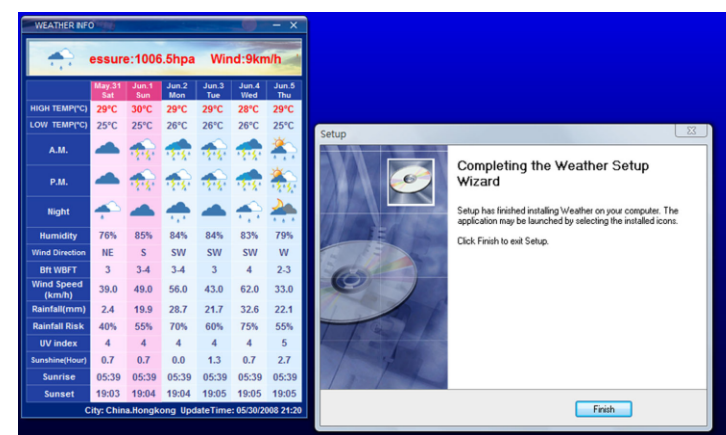
Step 3



Step 4



Step 5



Step 6