

Dear Mr. Sung Hoon Baek / UL Korea Inc.

RE: Permissive change letter for Model FS-A4206F

Date: May, 13, 2013

Please refer to following for before & after comparison

Model

FS-A4206F

Before

- Panel : AUO <P420HWxx>
- SMPS Position : Top
- Ferrite core Position : Just 1 point - Refer to the Description picture.

After

- Panel : LG <LD420EUB>
- SMPS Position : Left side.
- Ferrite core Position : 2 points - Refer to the Description picture.


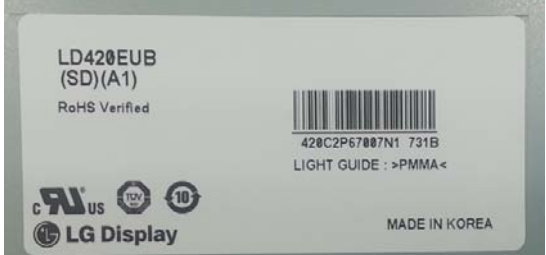




Sincerely,



Name & Title: Won-woo Lee / Director

Company name: D&T Inc.

Email: ktpark@dntinc.co.kr

| Description | |
|---|--|
| Before | After |
|  |  |
| Panel | |
|  |  |
| SMPS Position | |
|  |  |
| Ferrite core position | |