

1 CONDUCTED EMISSION TEST



FRONT VIEW (WITH CHARGER CRADLE)



SIDE VIEW (WITH CHARGER CRADLE)




FRONT VIEW (WITH MINI ADAPTOR)




FRONT VIEW (WITH MINI ADAPTOR)

2 RADIATED EMISSION TEST



*FRONT VIEW OF RADIATED EMISSION TEST
(WITH CHARGER CRADLE)*



*BACK VIEW OF RADIATED EMISSION TEST
(WITH CHARGER CRADLE)*




*FRONT VIEW OF RADIATED EMISSION TEST
(WITH MINI ADAPTOR)*



*BACK VIEW OF RADIATED EMISSION TEST
(WITH MINI ADAPTOR)*



*FRONT VIEW OF RADIATED EMISSION TEST
(HIGH FREQUENCY)*



*BACK VIEW OF RADIATED EMISSION TEST
(HIGH FREQUENCY)*



*SETUP WITH MAXIMUM DETECTED EMISSION AT HORIZONTAL POLARIZATION
(WITH CHARGER CRADLE)*



*SETUP WITH MAXIMUM DETECTED EMISSION AT VERTICAL POLARIZATION
(WITH CHARGER CRADLE)*

3 6 dB BANDWIDTH MEASUREMENT



4 MAX OUTPUT PEAK POWER MEASUREMENT



5 EMISSION LIMITATIONS MEASUREMENT



6 BAND EDGE MEASUREMENT



7 POWER SPECTRAL DENSITY MEASUREMENT

