


## EUT Test Setup Photographs

---


### 1.1 Radiated Spurious Emissions: 30MHz - 1GHz Front View at 3 meters




### 1.2 Radiated Spurious Emissions: 30MHz - 1GHz Rear View at 3 meters



**1.3 Radiated Spurious Emissions: 1-18 GHz Front View at 1 meter**



**1.4 Radiated Spurious Emissions: 1-18 GHz Rear View at 1 meter**






**1.5 Radiated Spurious Emissions: 18-26.5 GHz Front View at 1 meter**




**1.6 Radiated Spurious Emissions: 18-26.5 GHz Rear View at 1 meter**




**1.7 Radiated Spurious Emissions: 26.5-40 GHz Front View at 1 meter**



**1.8 Radiated Spurious Emissions: 26.5-40 GHz Rear View at 1 meter**



### 1.9 AC Line Front View



### 1.10 AC Line Side View

