



EUT Test Setup Photographs

1.1 Radiated Emission below 1 GHz Front View




1.2 Radiated Emission below 1 GHz Rear View




1.3 Radiated Emission 1-18GHz Front View




1.4 Radiated Emission 1-18GHz Rear View



1.5 Radiated Emission 18-26.5 GHz Front View




1.6 Radiated Emission 18-26.5GHz Rear View




1.7 Radiated Emission 18-26.5 GHz Front View



1.8 Radiated Emission 18-26.5GHz Rear View



1.9 AC Line Front View



1.10 AC Line Side View

