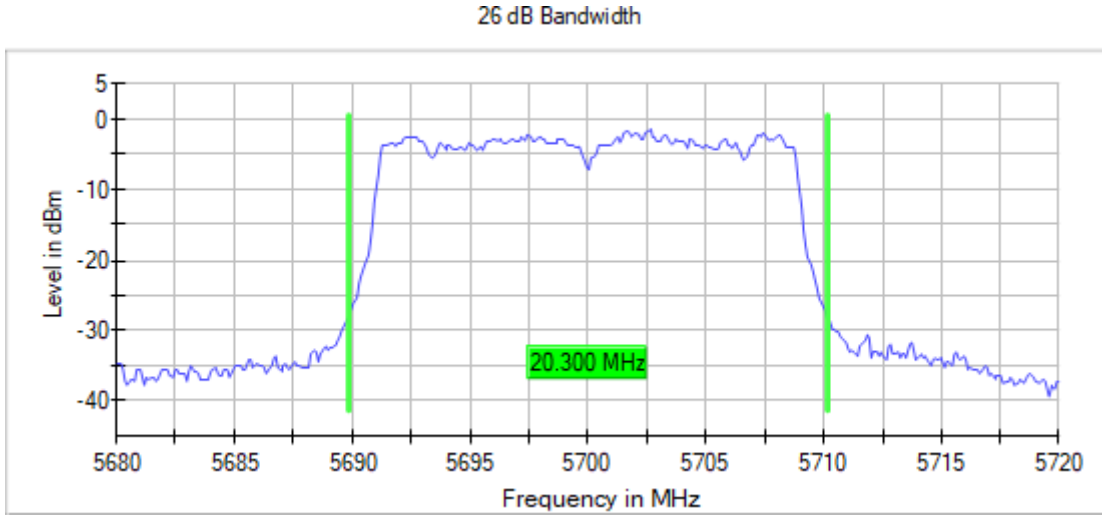


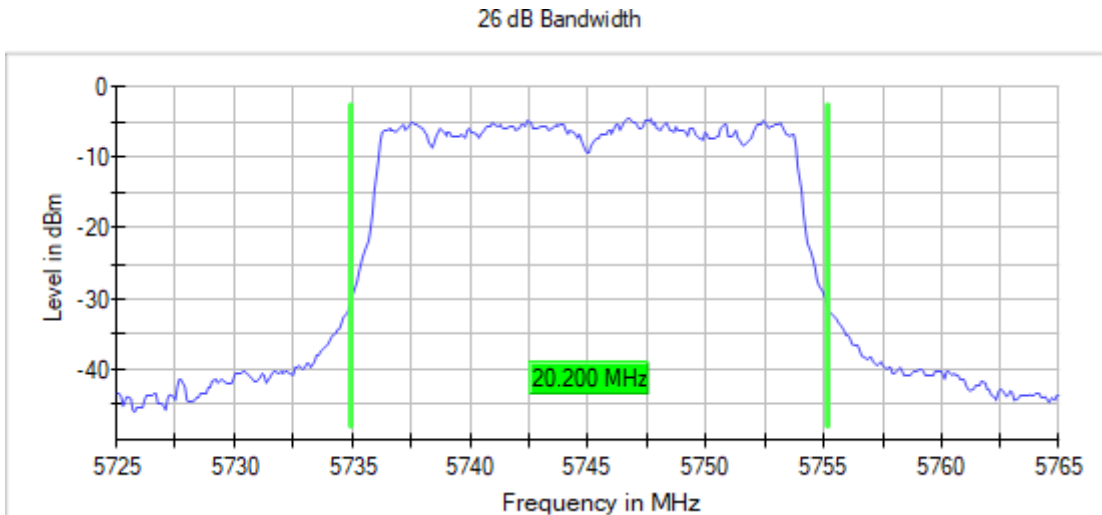
Frequency MHz = 5700.00000, Modulation = 802.11n HT20 (OFDM MCS7), Number of Transmission Chains = 1

Images:



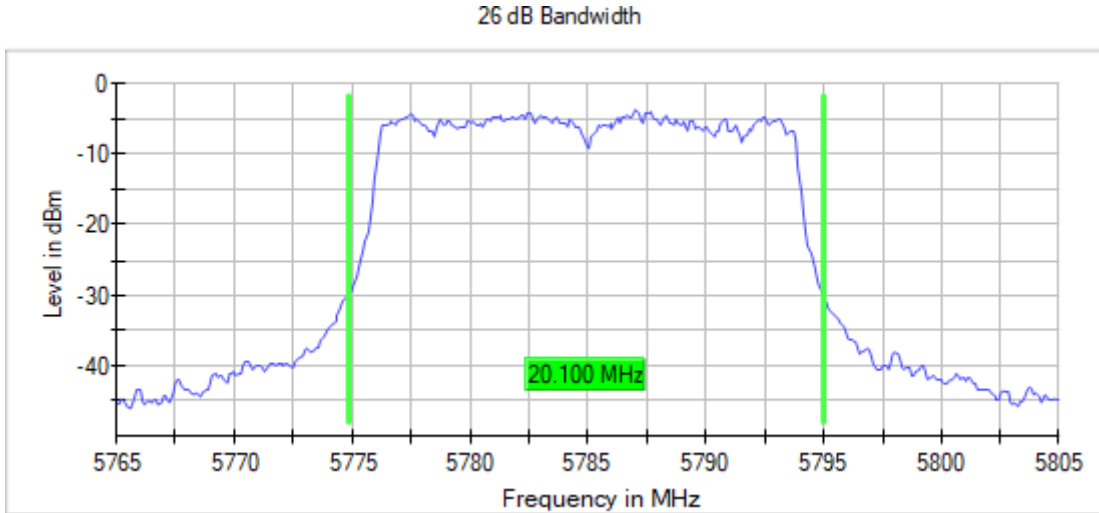
Frequency MHz = 5745.00000, Modulation = 802.11n HT20 (OFDM MCS7), Number of Transmission Chains = 1

Images:



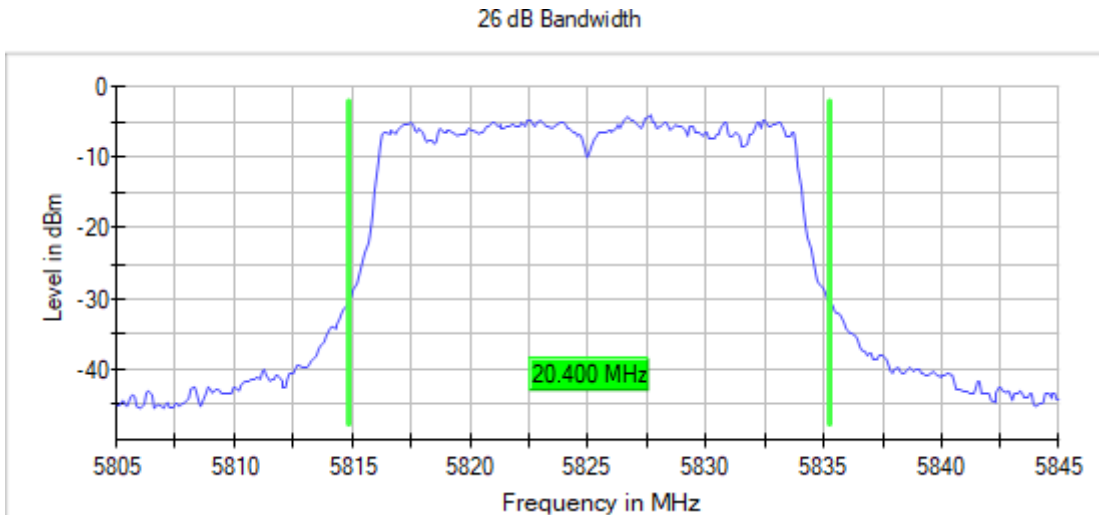
Frequency MHz = 5785.00000, Modulation = 802.11n HT20 (OFDM MCS7), Number of Transmission Chains = 1

Images:



Frequency MHz = 5825.00000, Modulation = 802.11n HT20 (OFDM MCS7), Number of Transmission Chains = 1

Images:



Modulation: 802.11n HT40 (OFDM MCS7)

Results

Freq (MHz)	Emission Bandwidth (MHz)
5190.00000	39.775
5230.00000	39.775
5270.00000	39.925
5310.00000	40.225
5510.00000	40.225
5550.00000	50.131
5670.00000	39.775
5755.00000	39.925
5795.00000	39.775

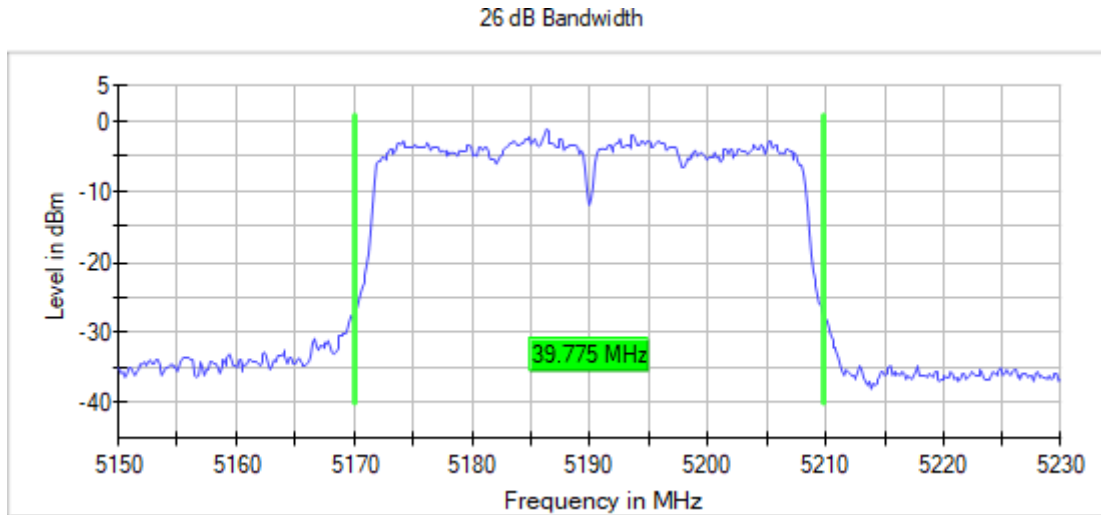
Verdict

Pass

Attachments

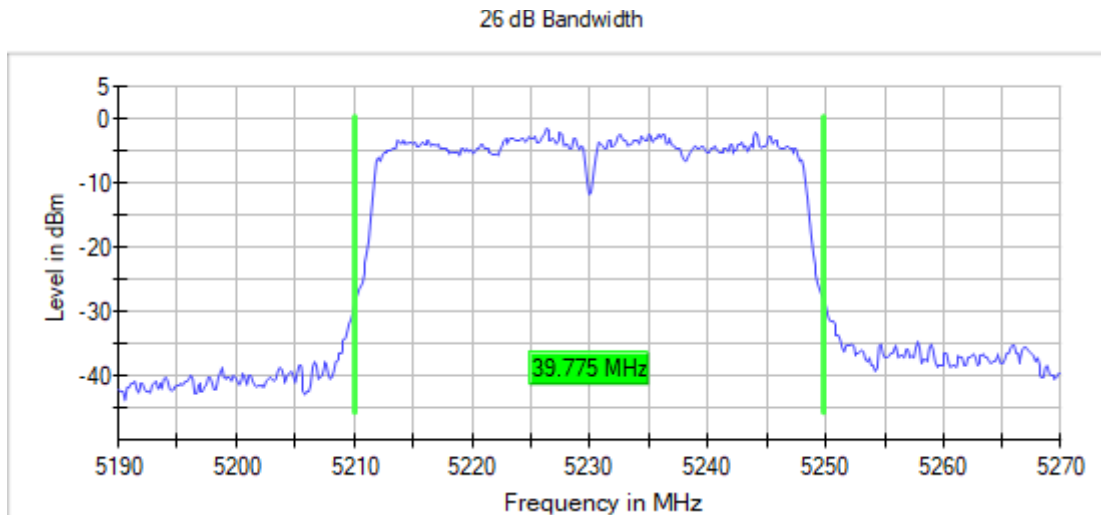
Frequency MHz = 5190.00000, Modulation = 802.11n HT40 (OFDM MCS7), Number of Transmission Chains = 1

Images:



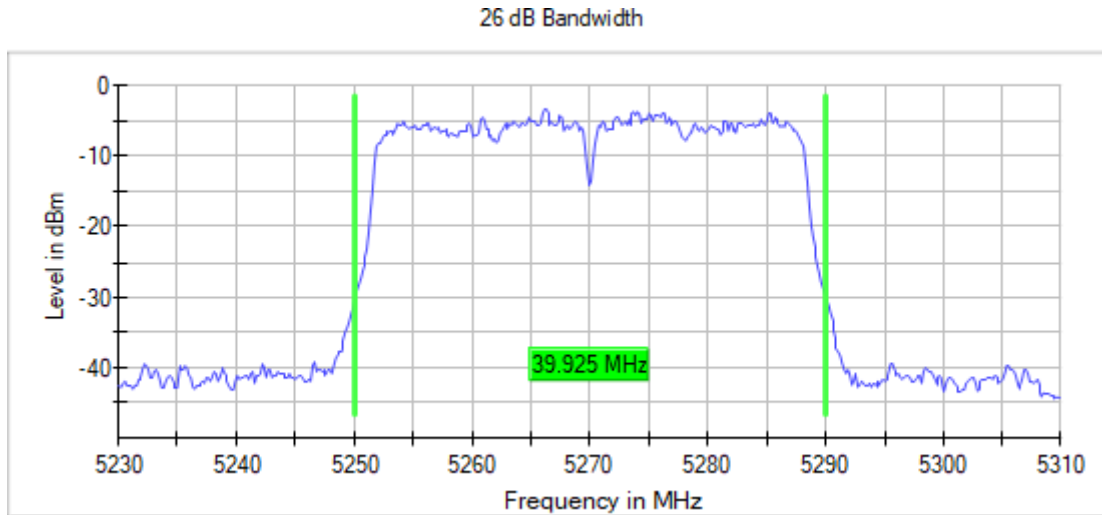
Frequency MHz = 5230.00000, Modulation = 802.11n HT40 (OFDM MCS7), Number of Transmission Chains = 1

Images:



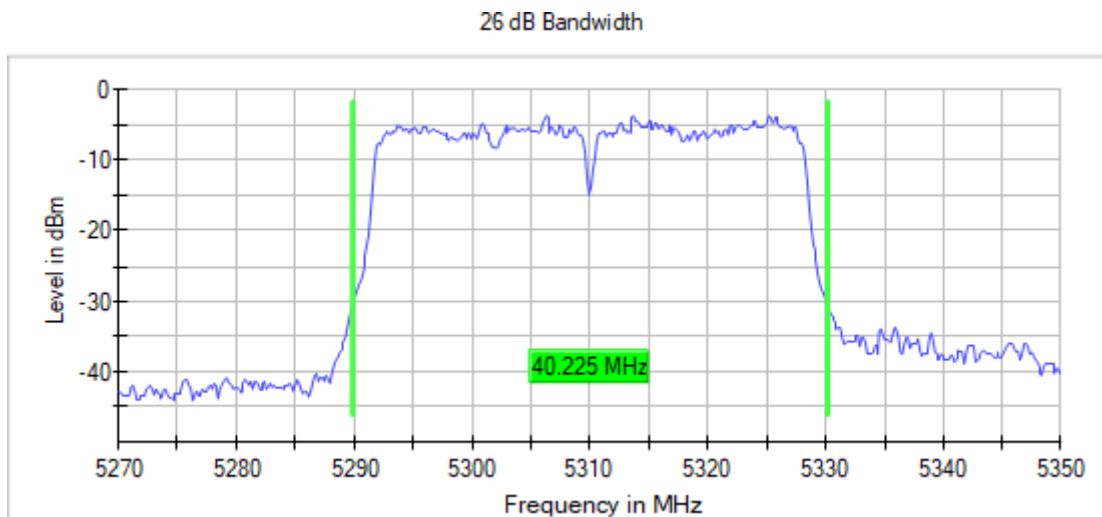
Frequency MHz = 5270.00000, Modulation = 802.11n HT40 (OFDM MCS7), Number of Transmission Chains = 1

Images:



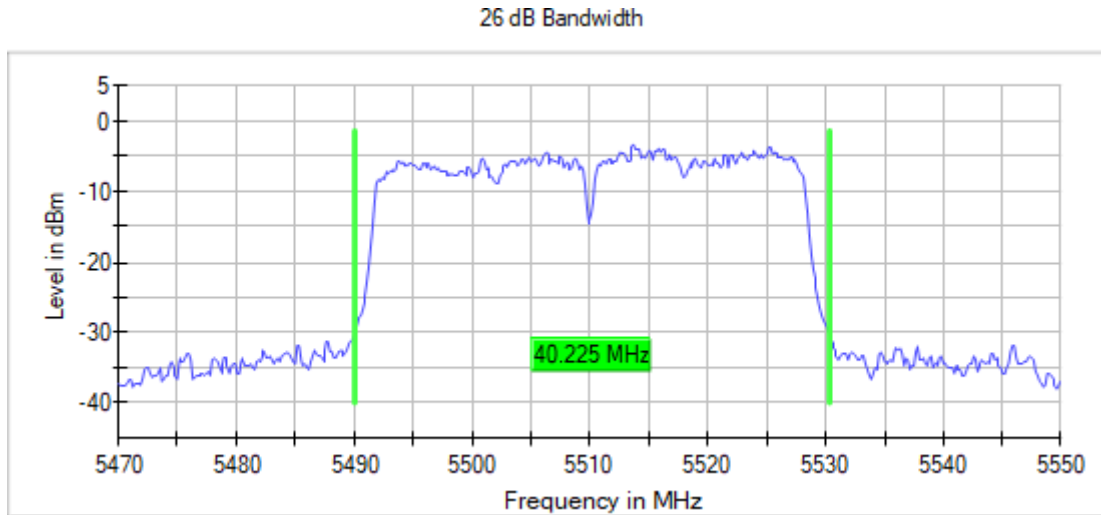
Frequency MHz = 5310.00000, Modulation = 802.11n HT40 (OFDM MCS7), Number of Transmission Chains = 1

Images:



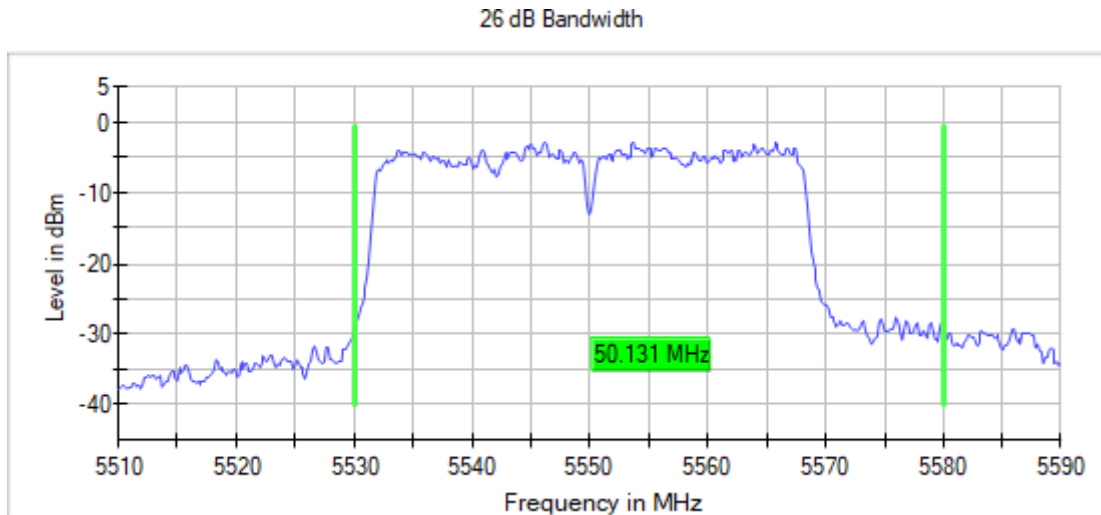
Frequency MHz = 5510.00000, Modulation = 802.11n HT40 (OFDM MCS7), Number of Transmission Chains = 1

Images:



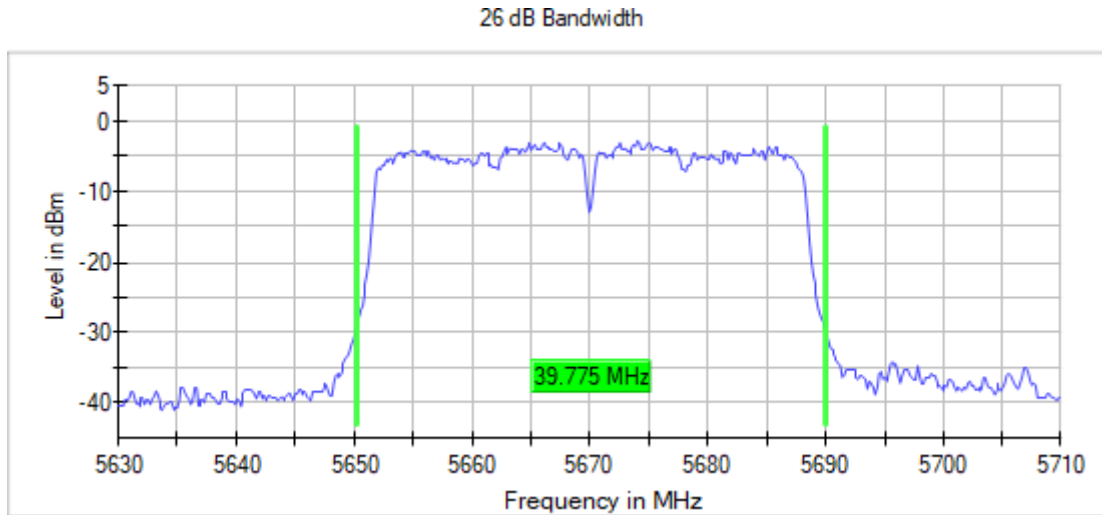
Frequency MHz = 5550.00000, Modulation = 802.11n HT40 (OFDM MCS7), Number of Transmission Chains = 1

Images:



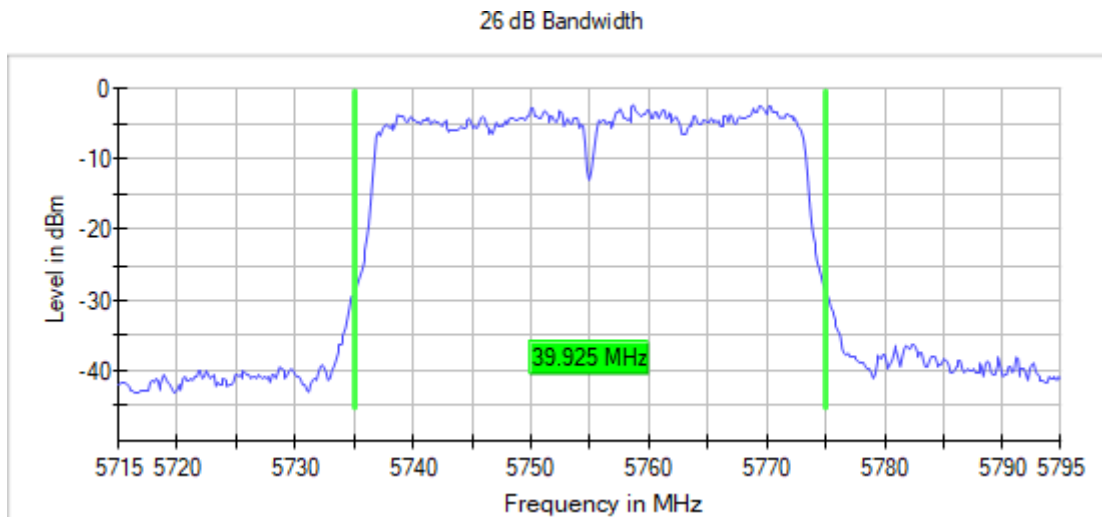
Frequency MHz = 5670.00000, Modulation = 802.11n HT40 (OFDM MCS7), Number of Transmission Chains = 1

Images:



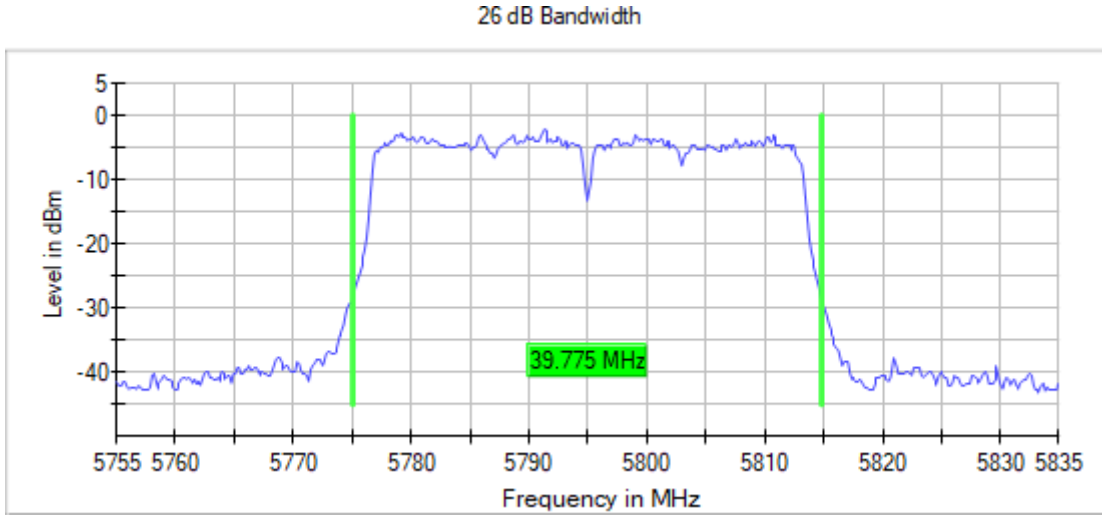
Frequency MHz = 5755.00000, Modulation = 802.11n HT40 (OFDM MCS7), Number of Transmission Chains = 1

Images:



Frequency MHz = 5795.00000, Modulation = 802.11n HT40 (OFDM MCS7), Number of Transmission Chains = 1

Images:



Modulation: 802.11ac VHT20 SS1 (OFDM MCS8)

Results

Freq (MHz)	Emission Bandwidth (MHz)
5180.00000	20.200
5200.00000	20.200
5240.00000	20.100
5260.00000	20.700
5280.00000	20.700
5320.00000	24.400
5500.00000	20.700
5580.00000	22.100
5700.00000	20.200
5745.00000	20.200
5785.00000	20.200
5825.00000	20.100

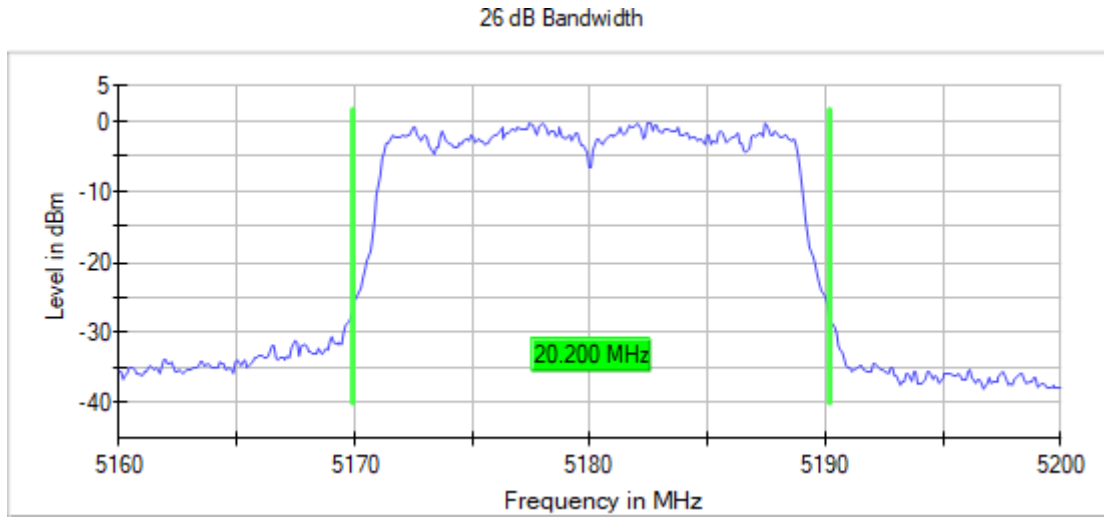
Verdict

Pass

Attachments

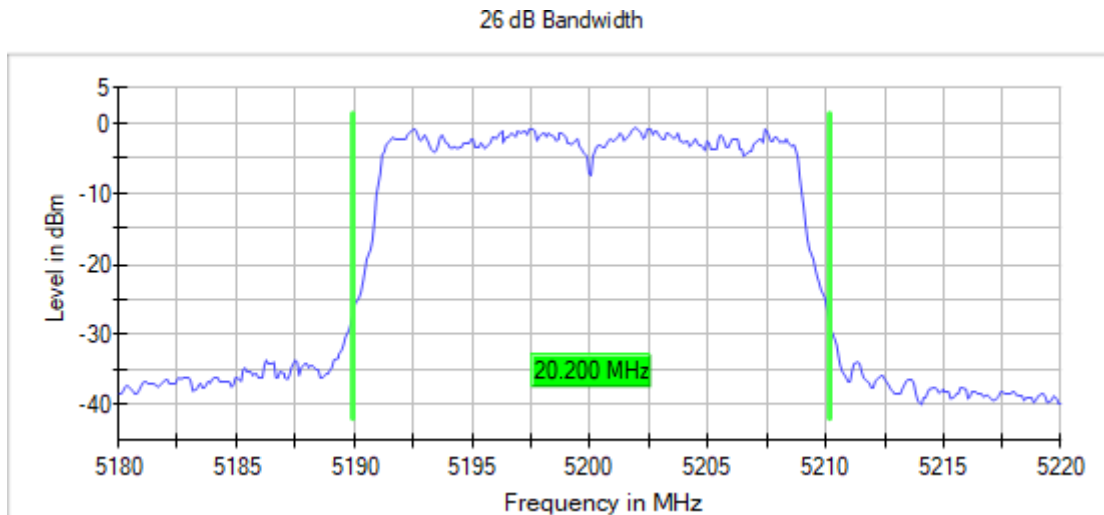
Frequency MHz = 5180.00000, Modulation = 802.11ac VHT20 SS1 (OFDM MCS8), Number of Transmission Chains = 1

Images:



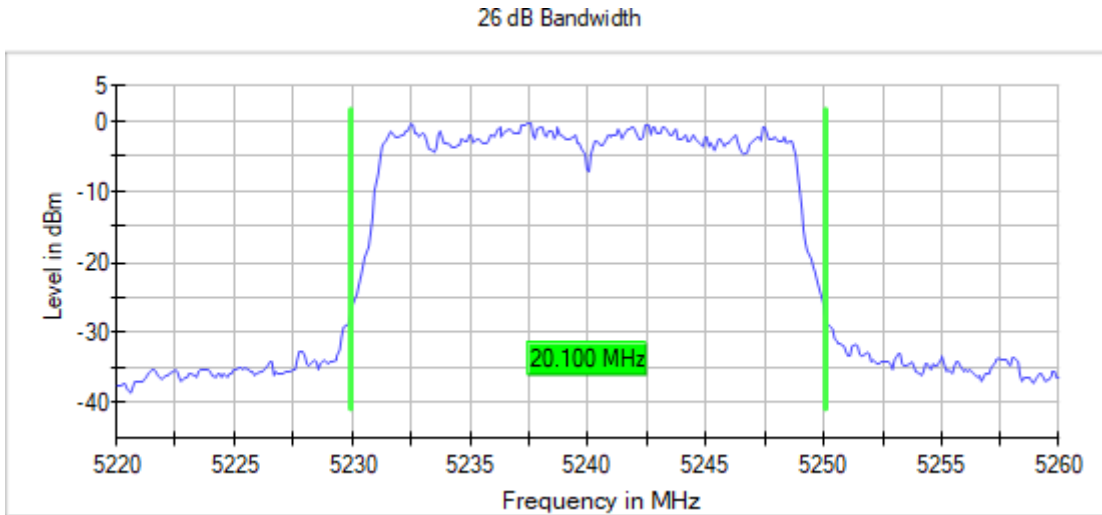
Frequency MHz = 5200.00000, Modulation = 802.11ac VHT20 SS1 (OFDM MCS8), Number of Transmission Chains = 1

Images:



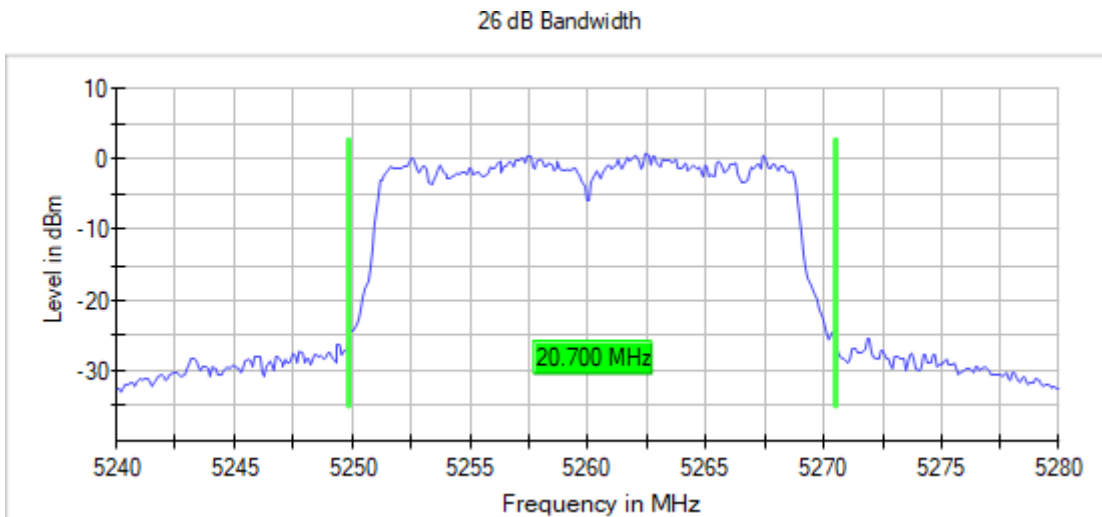
Frequency MHz = 5240.00000, Modulation = 802.11ac VHT20 SS1 (OFDM MCS8), Number of Transmission Chains = 1

Images:



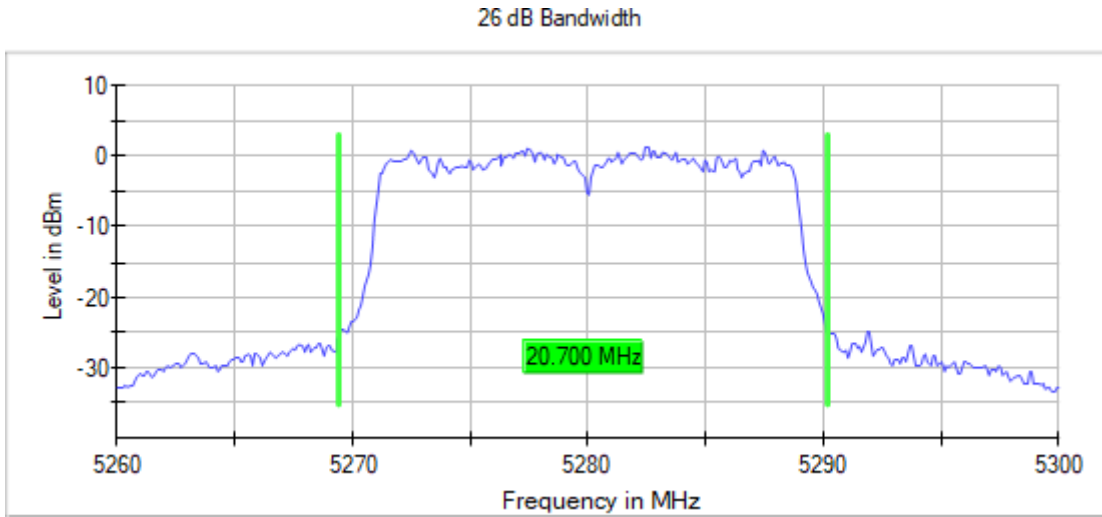
Frequency MHz = 5260.00000, Modulation = 802.11ac VHT20 SS1 (OFDM MCS8), Number of Transmission Chains = 1

Images:



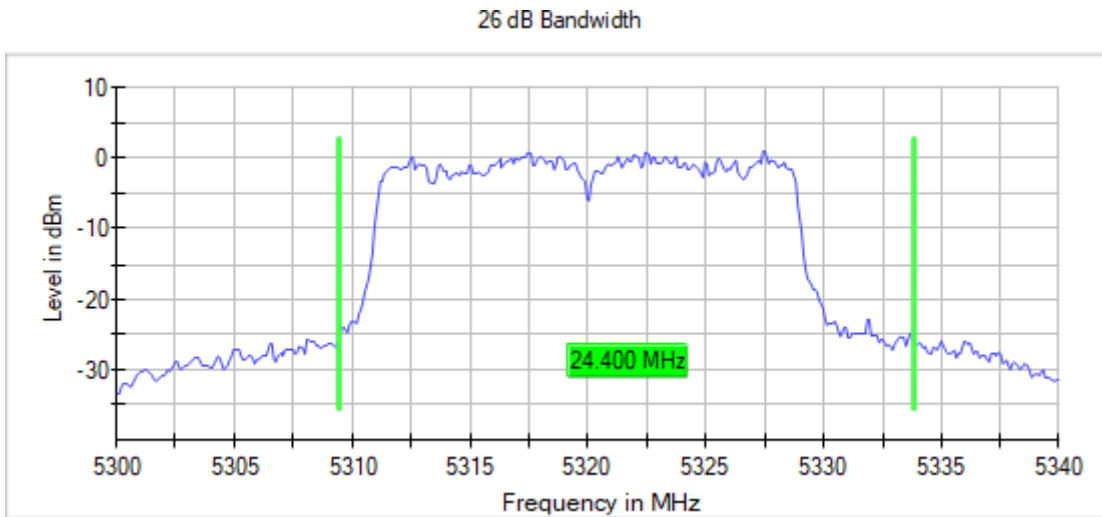
Frequency MHz = 5280.00000, Modulation = 802.11ac VHT20 SS1 (OFDM MCS8), Number of Transmission Chains = 1

Images:



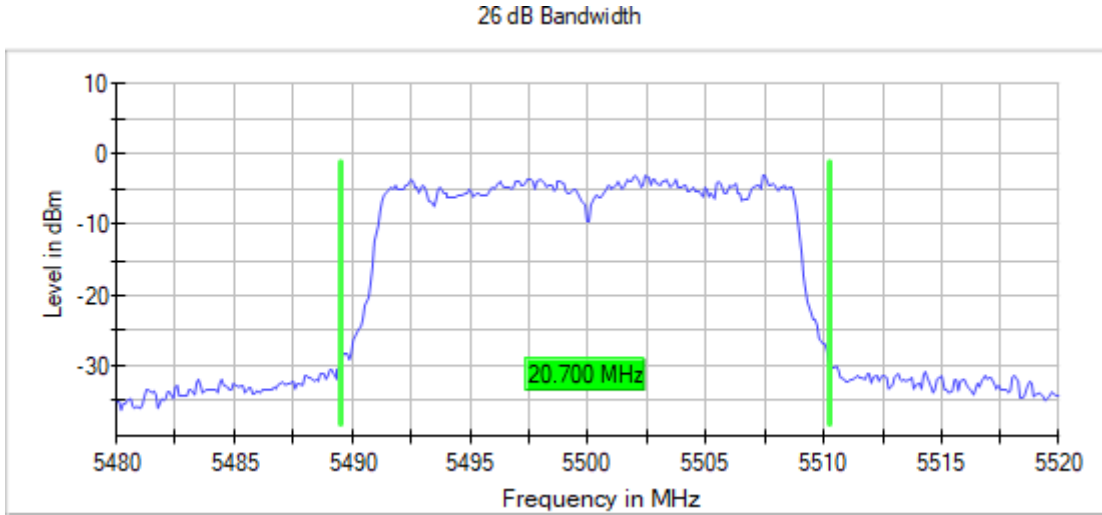
Frequency MHz = 5320.00000, Modulation = 802.11ac VHT20 SS1 (OFDM MCS8), Number of Transmission Chains = 1

Images:



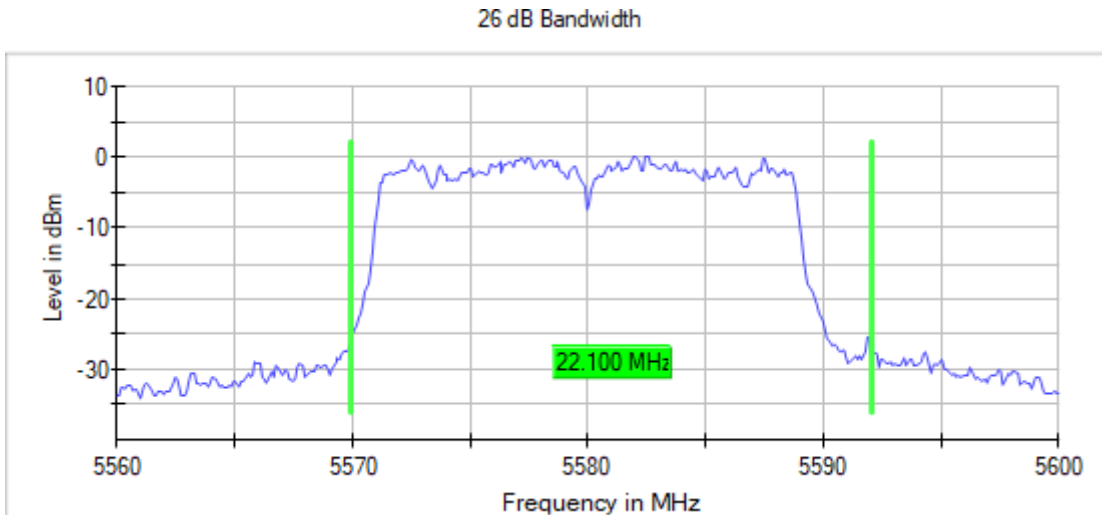
Frequency MHz = 5500.00000, Modulation = 802.11ac VHT20 SS1 (OFDM MCS8), Number of Transmission Chains = 1

Images:



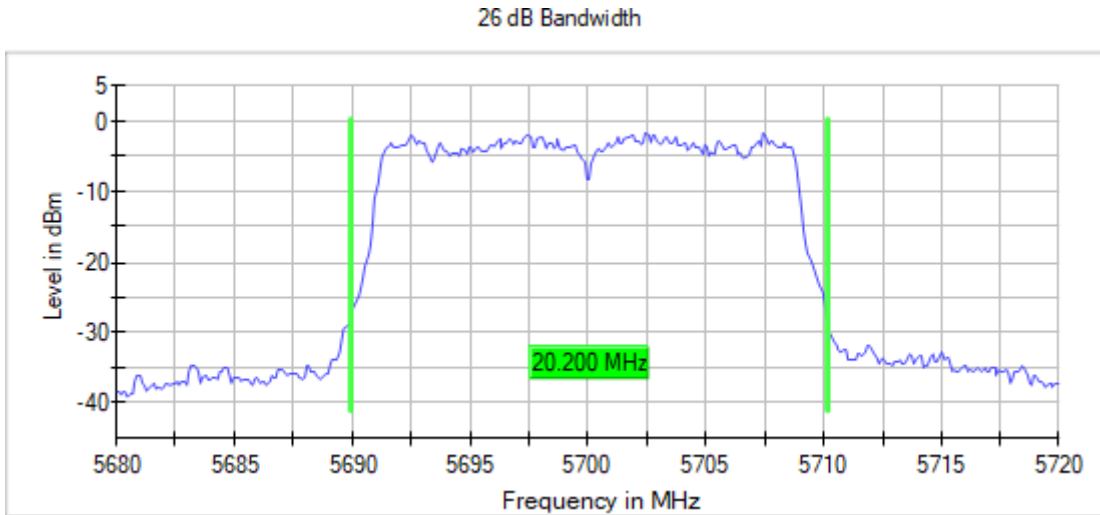
Frequency MHz = 5580.00000, Modulation = 802.11ac VHT20 SS1 (OFDM MCS8), Number of Transmission Chains = 1

Images:



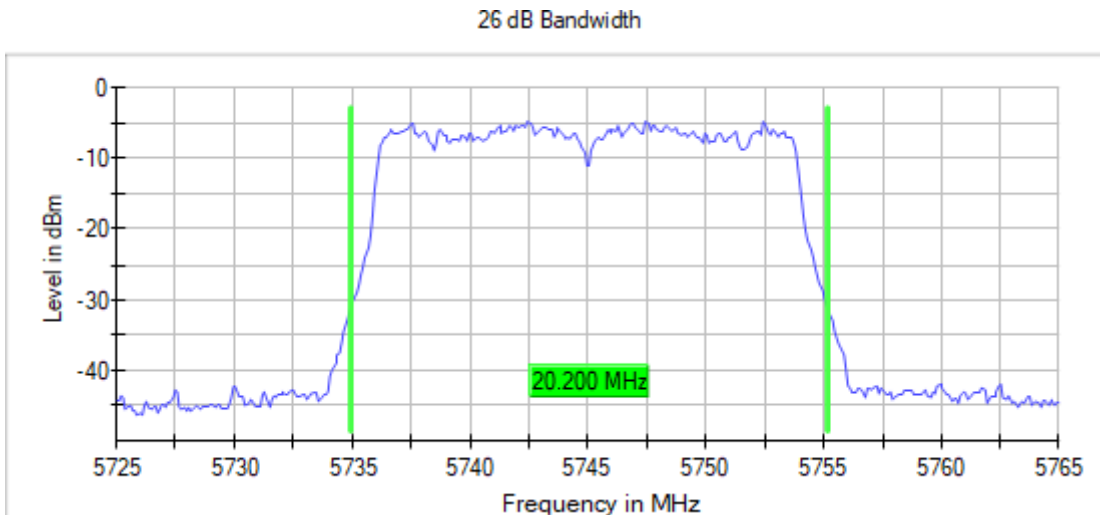
Frequency MHz = 5700.00000, Modulation = 802.11ac VHT20 SS1 (OFDM MCS8), Number of Transmission Chains = 1

Images:



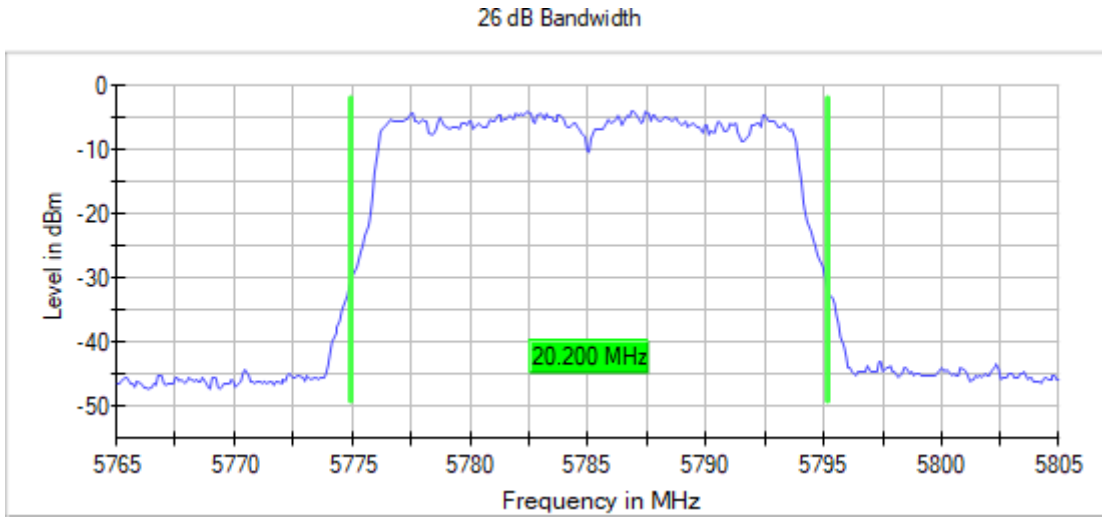
Frequency MHz = 5745.00000, Modulation = 802.11ac VHT20 SS1 (OFDM MCS8), Number of Transmission Chains = 1

Images:



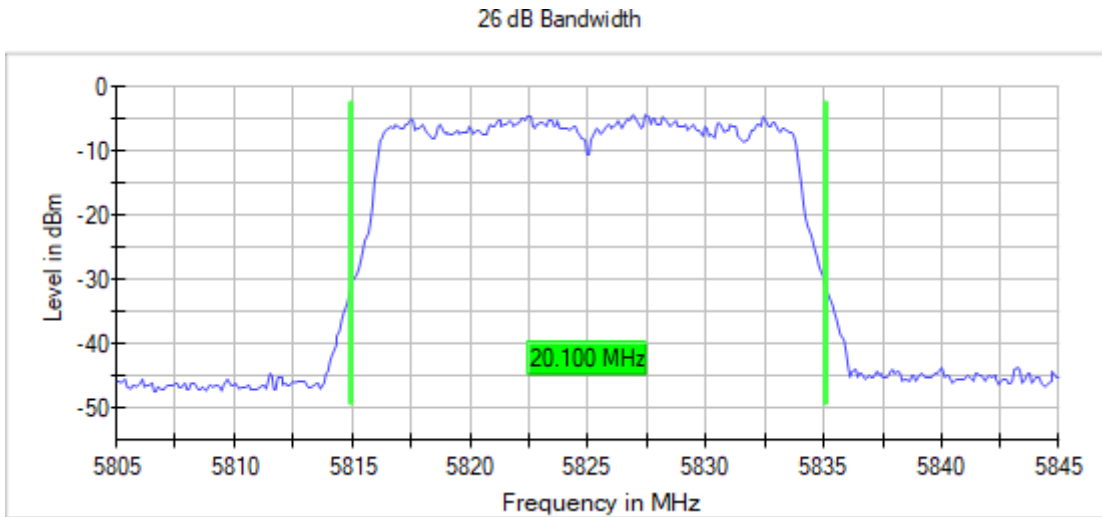
Frequency MHz = 5785.00000, Modulation = 802.11ac VHT20 SS1 (OFDM MCS8), Number of Transmission Chains = 1

Images:



Frequency MHz = 5825.00000, Modulation = 802.11ac VHT20 SS1 (OFDM MCS8), Number of Transmission Chains = 1

Images:



Modulation: 802.11ac VHT40 SS1 (OFDM MCS9)

Results

Freq (MHz)	Emission Bandwidth (MHz)
5190.00000	40.525
5230.00000	40.375
5270.00000	40.675
5310.00000	40.675
5510.00000	40.375
5550.00000	49.531
5670.00000	40.225
5755.00000	41.126
5795.00000	40.976

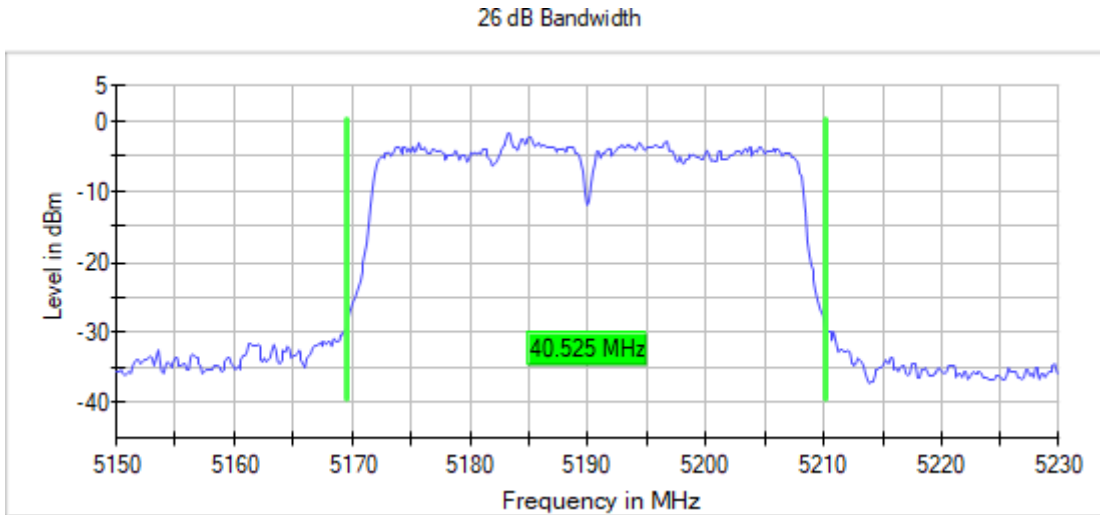
Verdict

Pass

Attachments

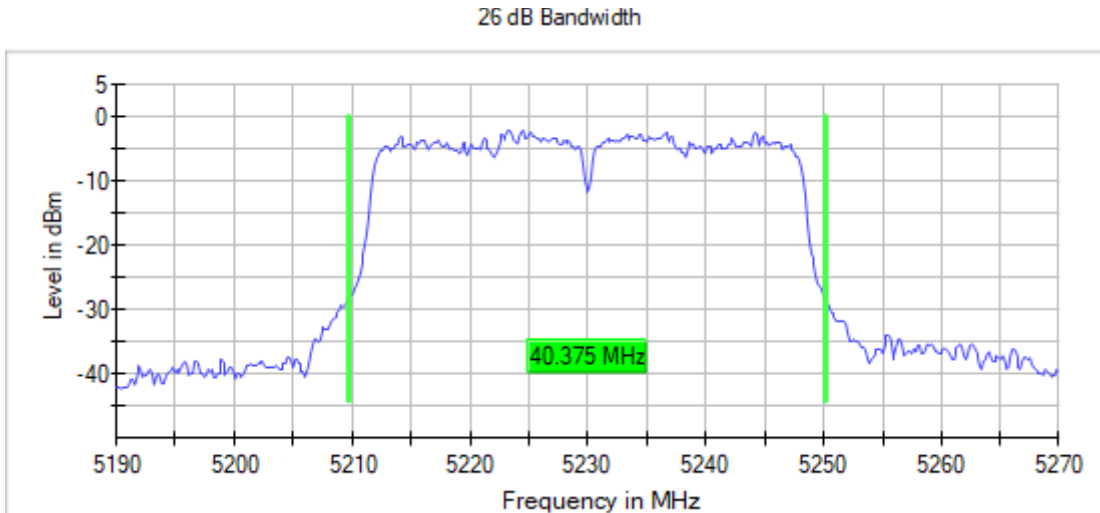
Frequency MHz = 5190.00000, Modulation = 802.11ac VHT40 SS1 (OFDM MCS9), Number of Transmission Chains = 1

Images:



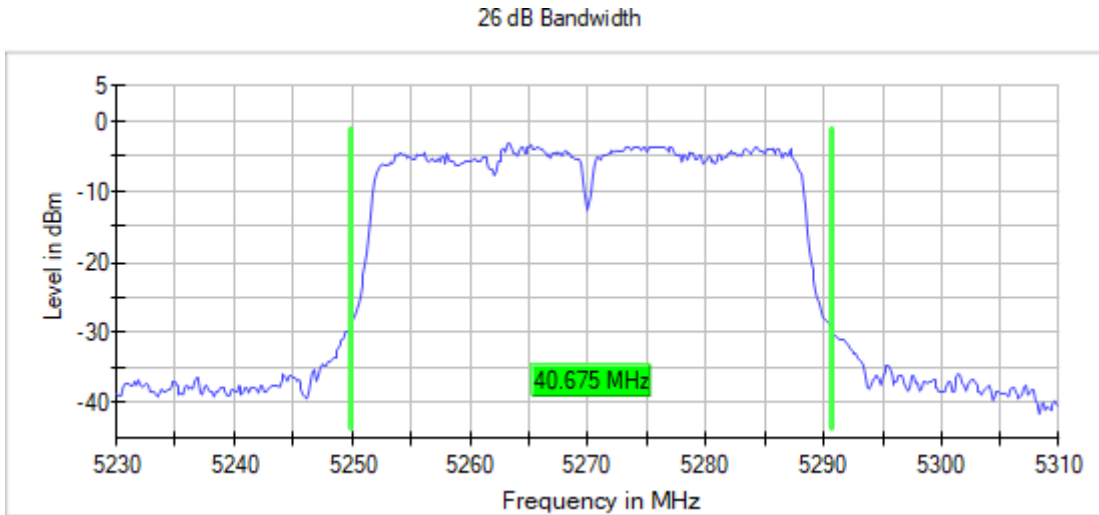
Frequency MHz = 5230.00000, Modulation = 802.11ac VHT40 SS1 (OFDM MCS9), Number of Transmission Chains = 1

Images:



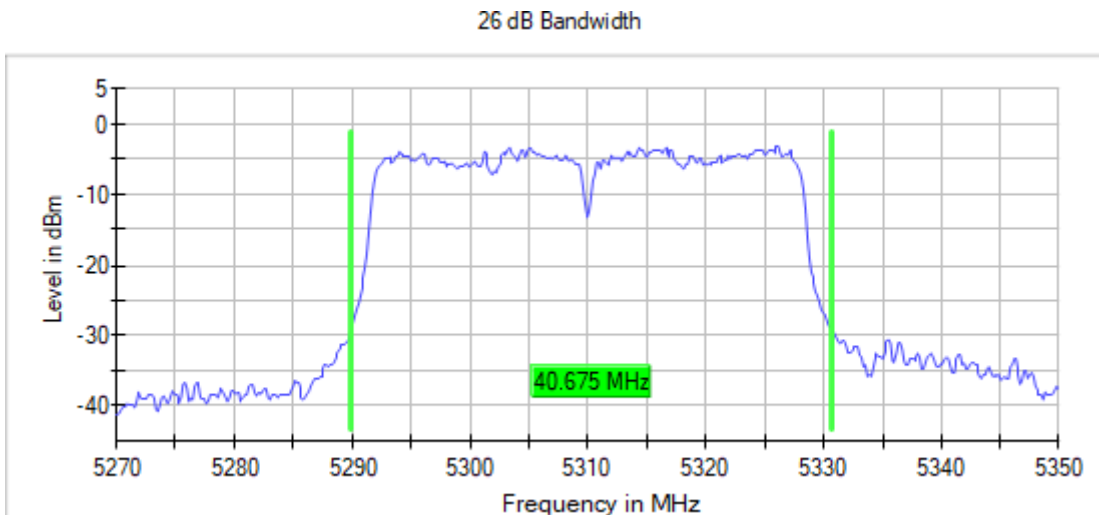
Frequency MHz = 5270.00000, Modulation = 802.11ac VHT40 SS1 (OFDM MCS9), Number of Transmission Chains = 1

Images:



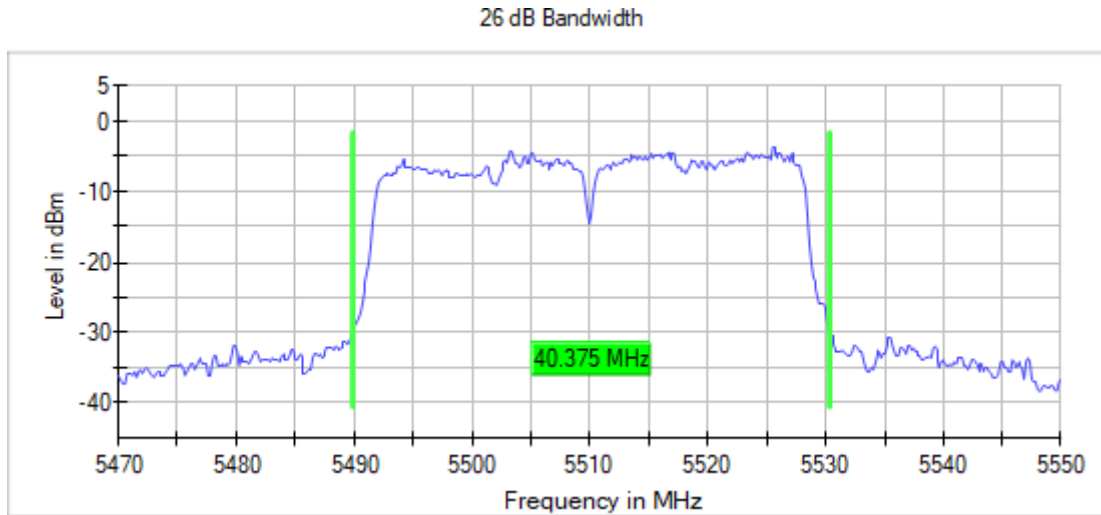
Frequency MHz = 5310.00000, Modulation = 802.11ac VHT40 SS1 (OFDM MCS9), Number of Transmission Chains = 1

Images:



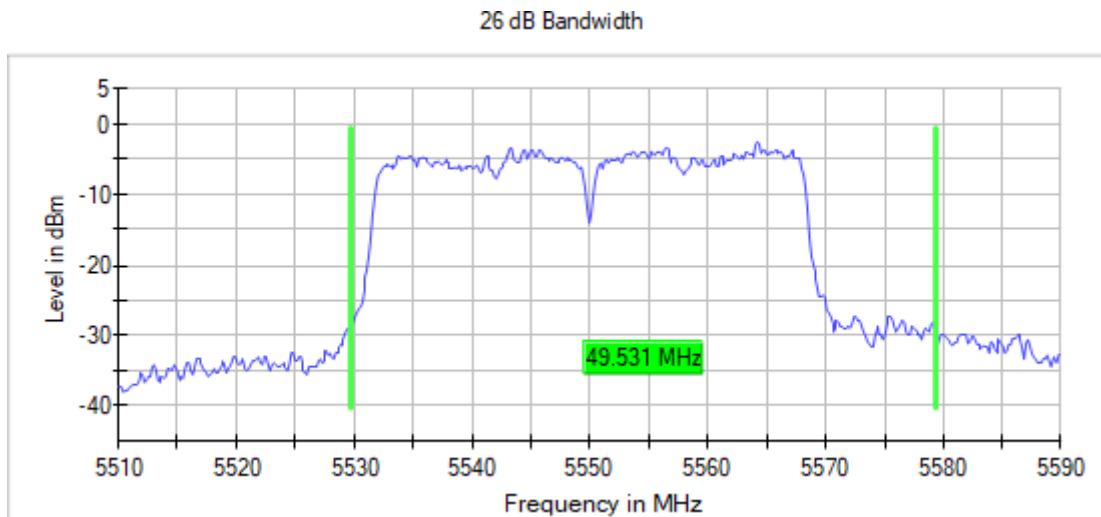
Frequency MHz = 5510.00000, Modulation = 802.11ac VHT40 SS1 (OFDM MCS9), Number of Transmission Chains = 1

Images:



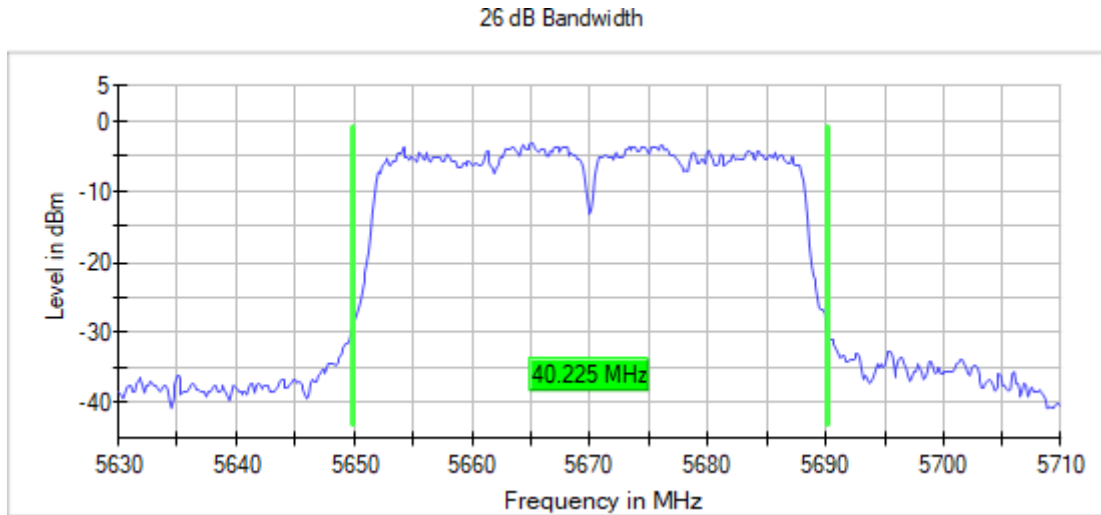
Frequency MHz = 5550.00000, Modulation = 802.11ac VHT40 SS1 (OFDM MCS9), Number of Transmission Chains = 1

Images:



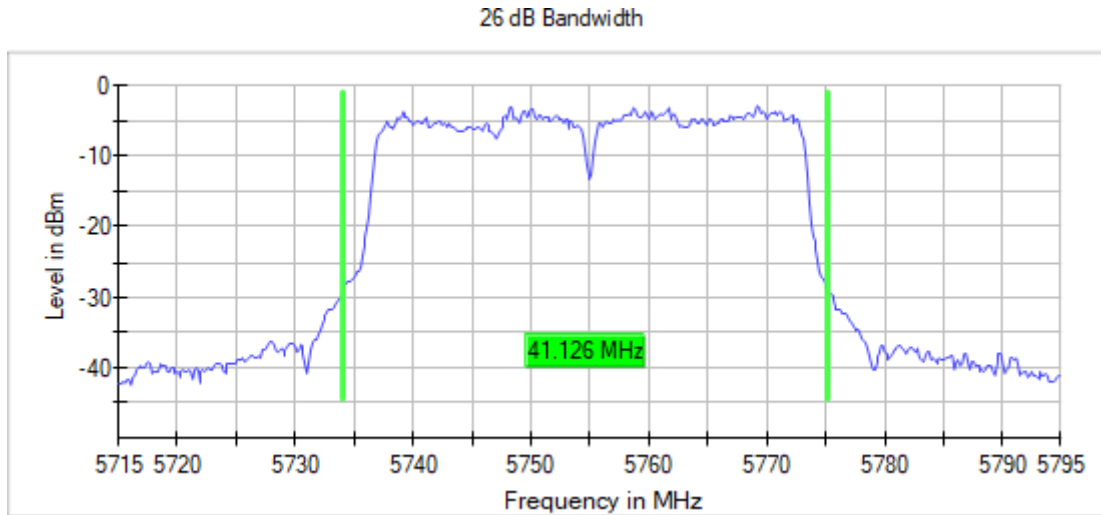
Frequency MHz = 5670.00000, Modulation = 802.11ac VHT40 SS1 (OFDM MCS9), Number of Transmission Chains = 1

Images:



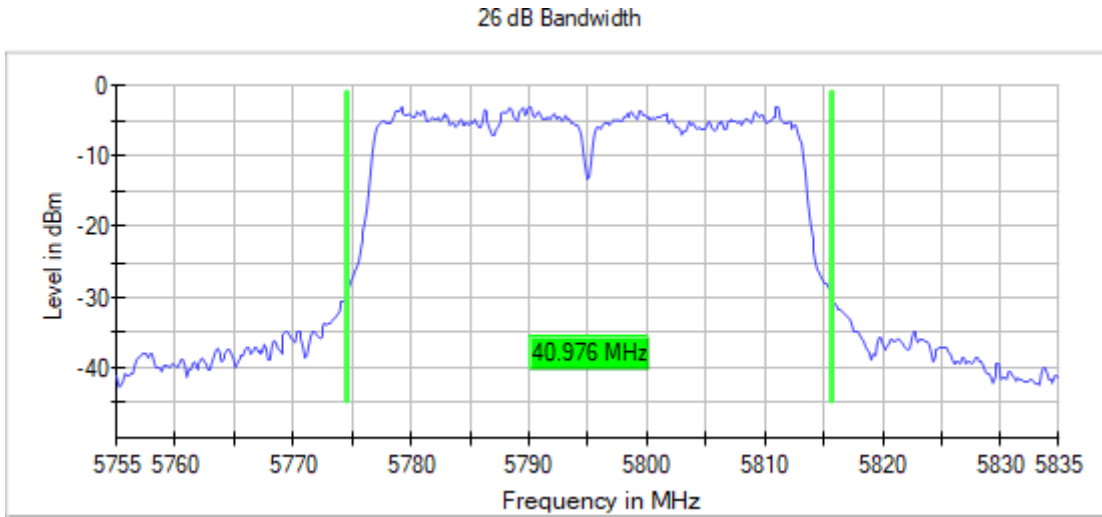
Frequency MHz = 5755.00000, Modulation = 802.11ac VHT40 SS1 (OFDM MCS9), Number of Transmission Chains = 1

Images:



Frequency MHz = 5795.00000, Modulation = 802.11ac VHT40 SS1 (OFDM MCS9), Number of Transmission Chains = 1

Images:



Modulation: 802.11ac VHT80 SS1 (OFDM MCS9)

Results

Freq (MHz)	Emission Bandwidth (MHz)
5210.00000	83.500
5290.00000	83.000
5530.00000	87.000
5610.00000	89.500
5775.00000	82.500

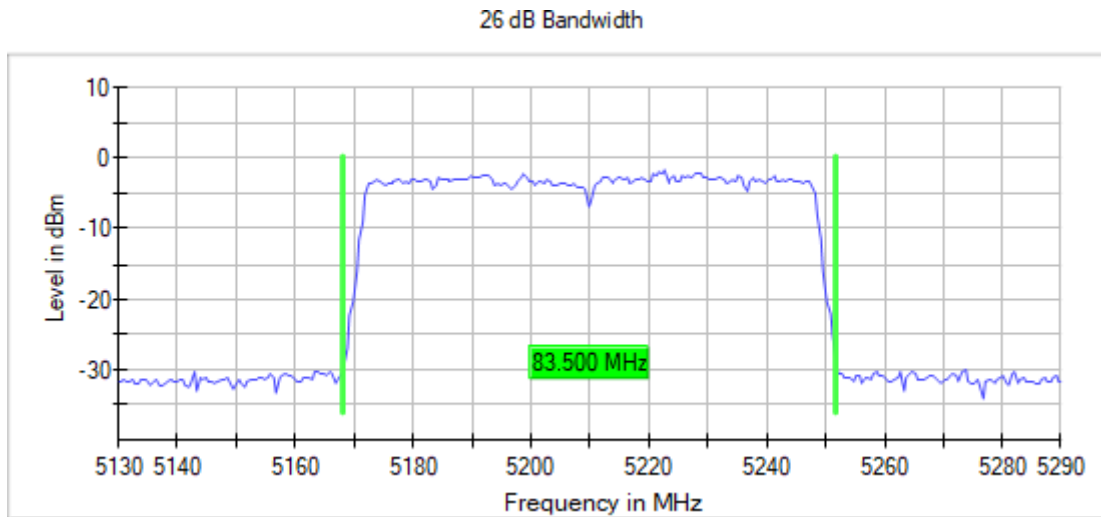
Verdict

Pass

Attachments

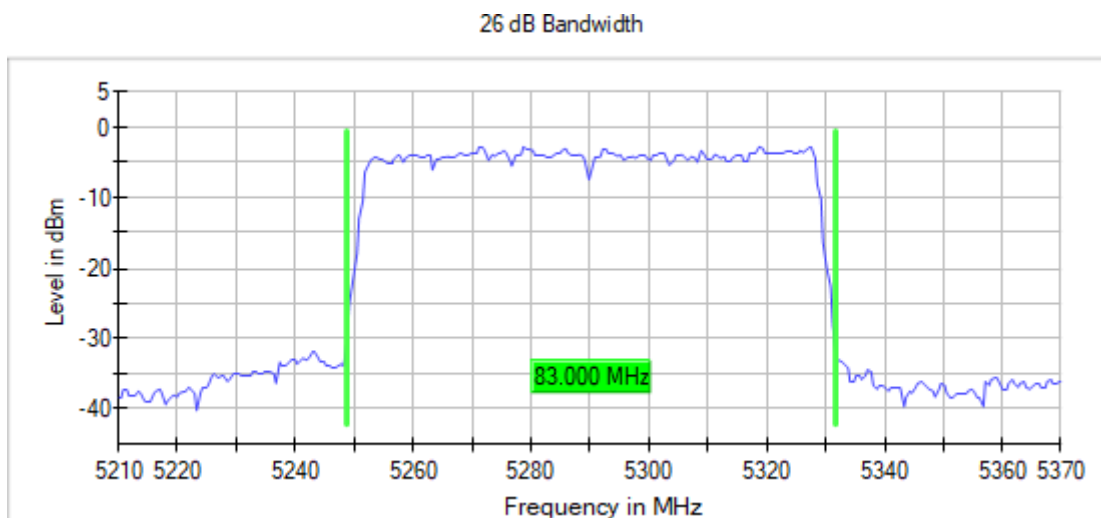
Frequency MHz = 5210.00000, Modulation = 802.11ac VHT80 SS1 (OFDM MCS9), Number of Transmission Chains = 1

Images:



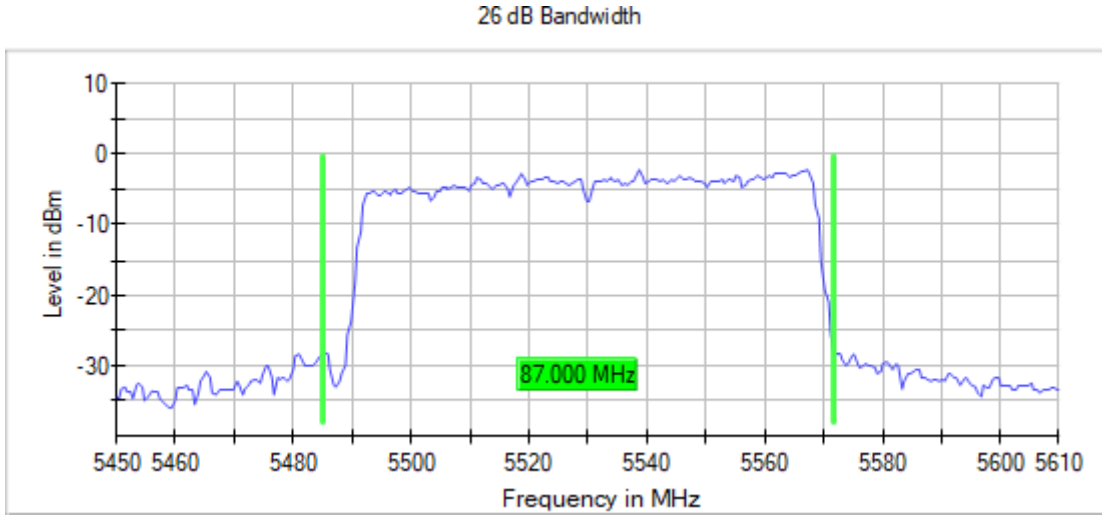
Frequency MHz = 5290.00000, Modulation = 802.11ac VHT80 SS1 (OFDM MCS9), Number of Transmission Chains = 1

Images:



Frequency MHz = 5530.00000, Modulation = 802.11ac VHT80 SS1 (OFDM MCS9), Number of Transmission Chains = 1

Images:



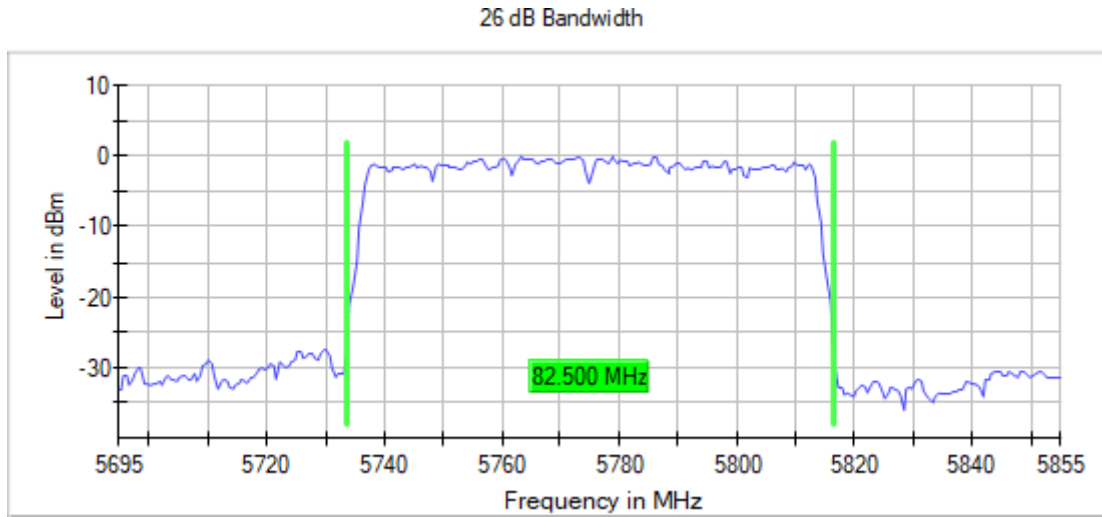
Frequency MHz = 5610.00000, Modulation = 802.11ac VHT80 SS1 (OFDM MCS9), Number of Transmission Chains = 1

Images:



Frequency MHz = 5775.00000, Modulation = 802.11ac VHT80 SS1 (OFDM MCS9), Number of Transmission Chains = 1

Images:



Modulation: 802.11ax HE20 SS1 MCS 8 (OFDM MCS8) - Full RU
Results

Freq (MHz)	Emission Bandwidth (MHz)
5180.00000	20.600
5200.00000	20.400
5240.00000	20.700
5260.00000	20.500
5280.00000	20.600
5320.00000	23.600
5500.00000	20.600
5580.00000	26.300
5700.00000	20.600
5745.00000	20.600
5785.00000	20.600
5825.00000	20.600

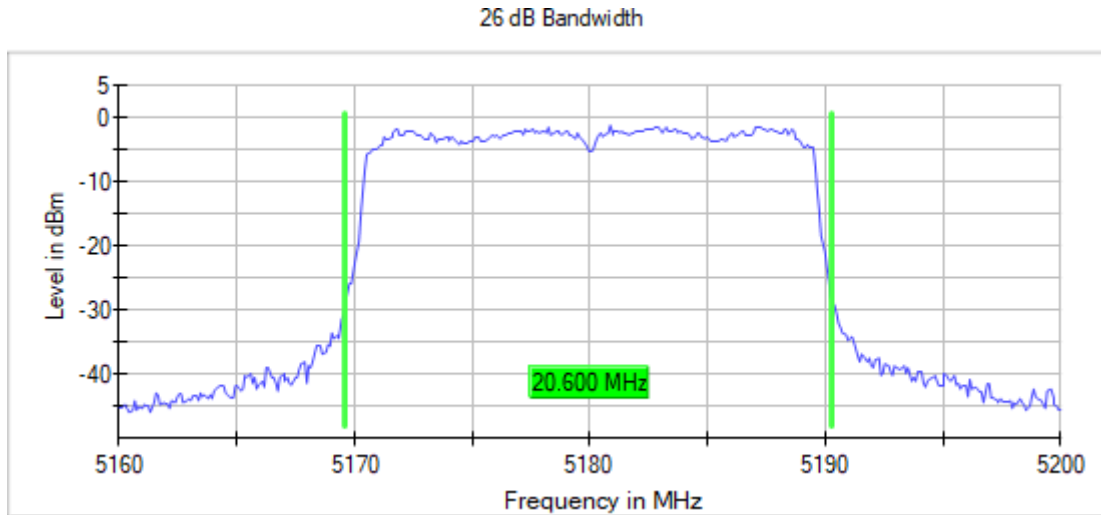
Verdict

Pass

Attachments

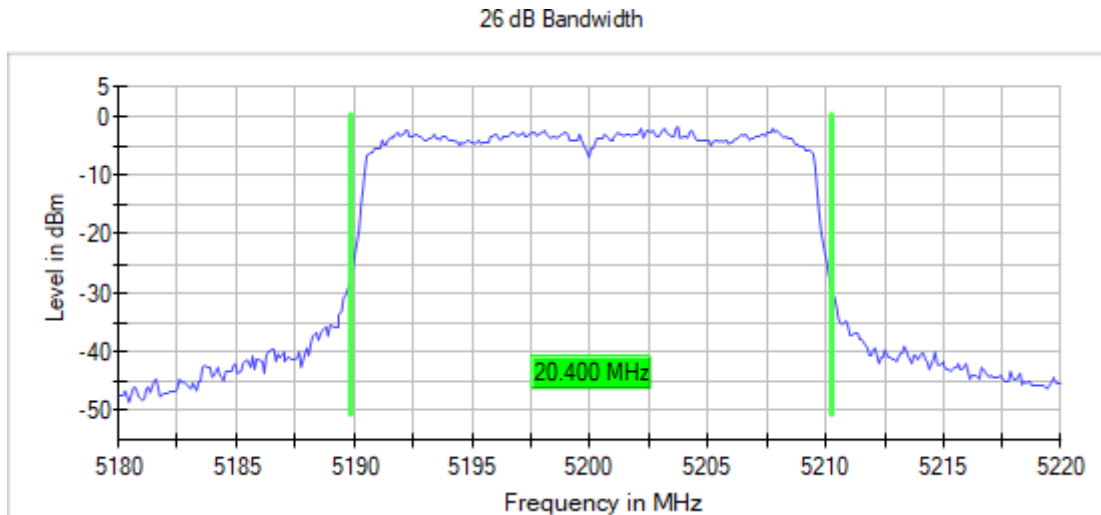
Frequency MHz = 5180.00000, Modulation = 802.11ax HE SS1 MCS 8 (OFDM MCS8), Number of Transmission Chains = 1

Images:



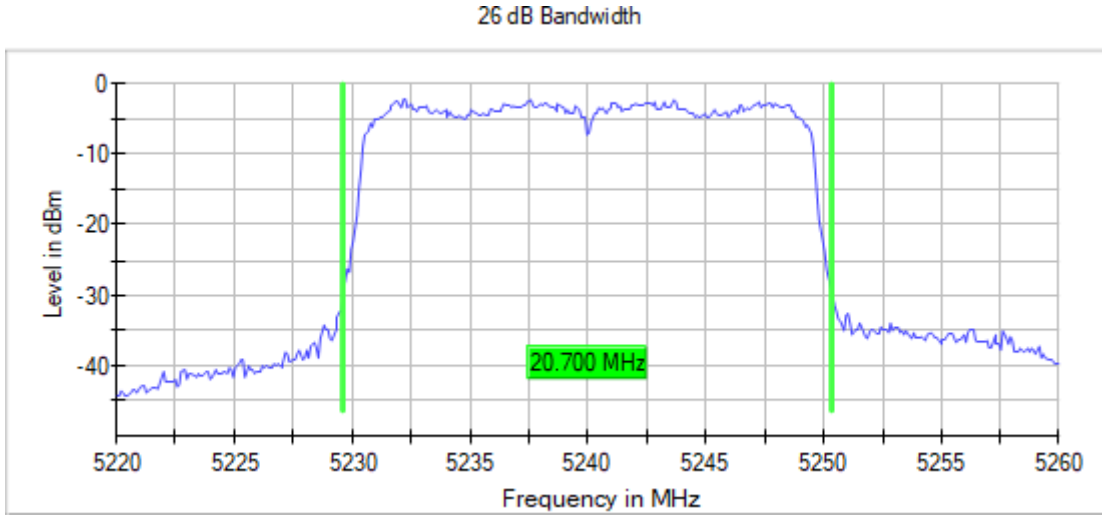
Frequency MHz = 5200.00000, Modulation = 802.11ax HE SS1 MCS 8 (OFDM MCS8), Number of Transmission Chains = 1

Images:



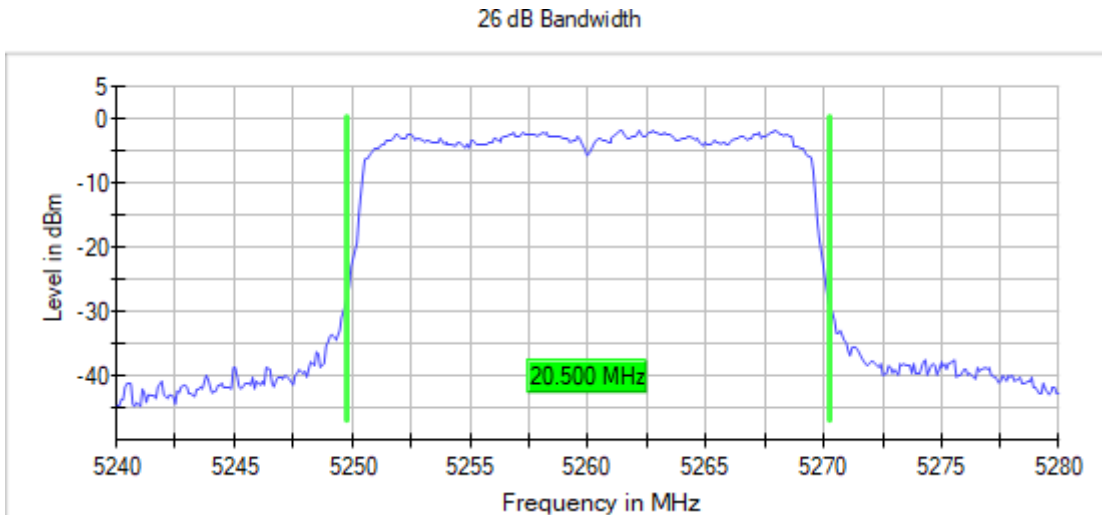
Frequency MHz = 5240.00000, Modulation = 802.11ax HE SS1 MCS 8 (OFDM MCS8), Number of Transmission Chains = 1

Images:



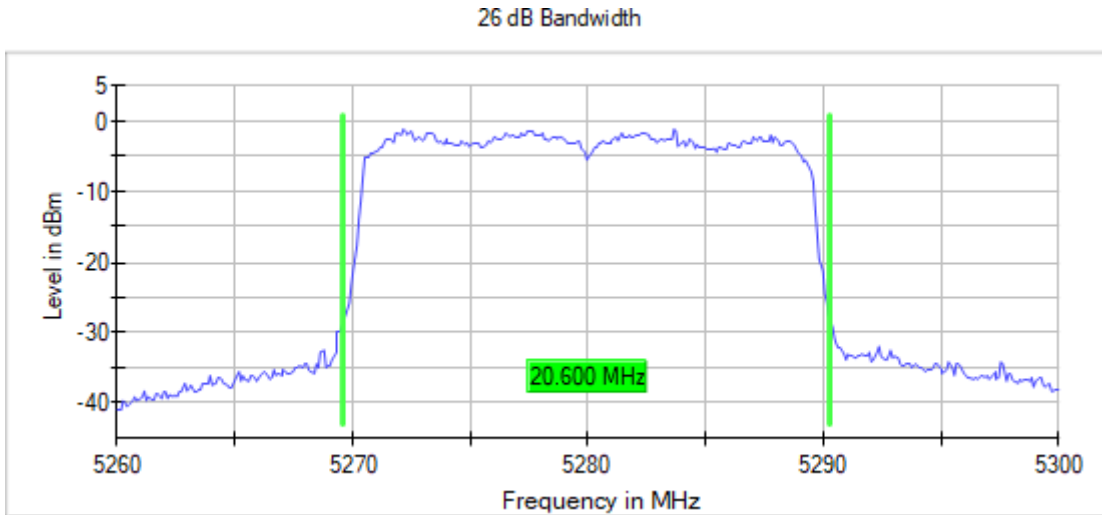
Frequency MHz = 5260.00000, Modulation = 802.11ax HE SS1 MCS 8 (OFDM MCS8), Number of Transmission Chains = 1

Images:



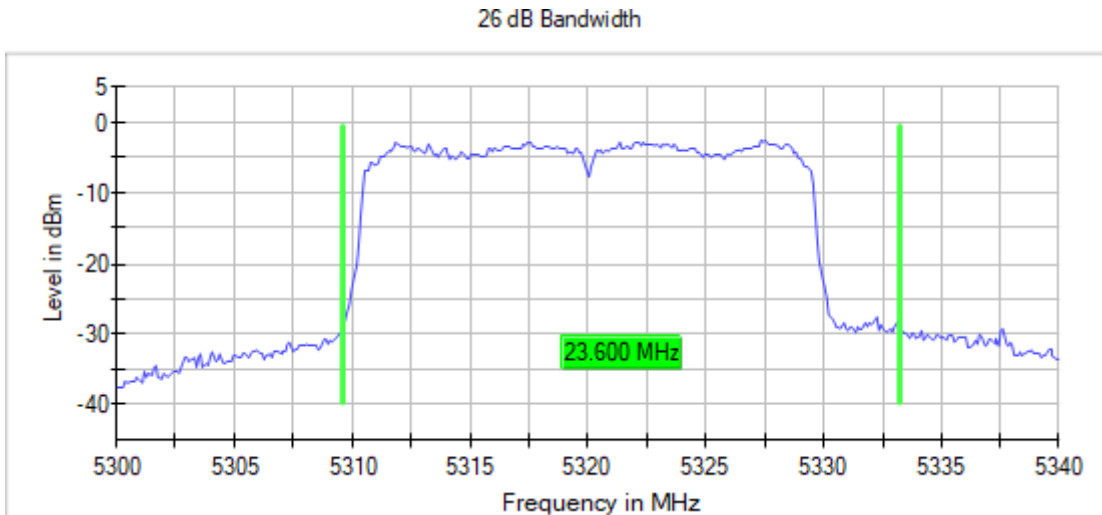
Frequency MHz = 5280.00000, Modulation = 802.11ax HE SS1 MCS 8 (OFDM MCS8), Number of Transmission Chains = 1

Images:



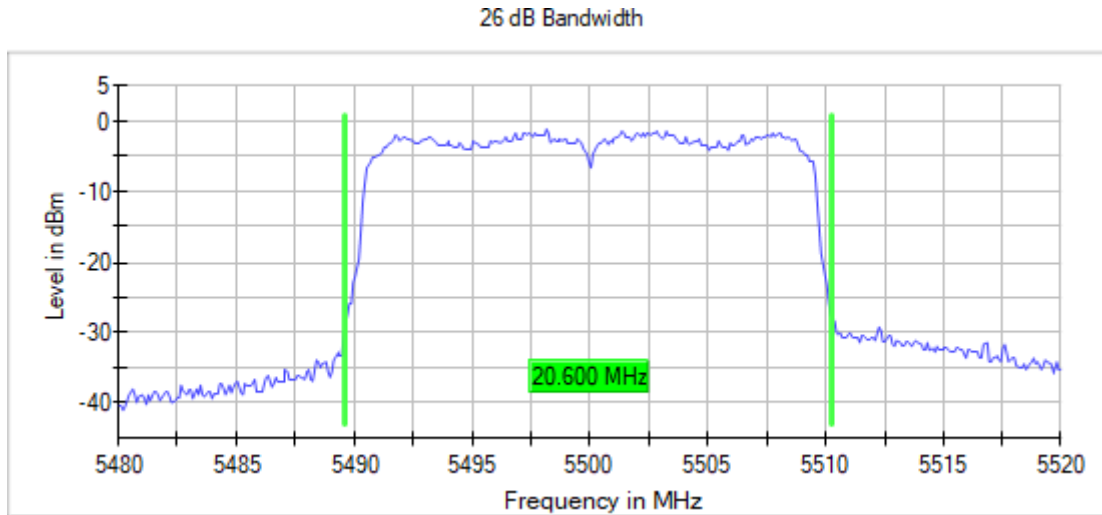
Frequency MHz = 5320.00000, Modulation = 802.11ax HE SS1 MCS 8 (OFDM MCS8), Number of Transmission Chains = 1

Images:



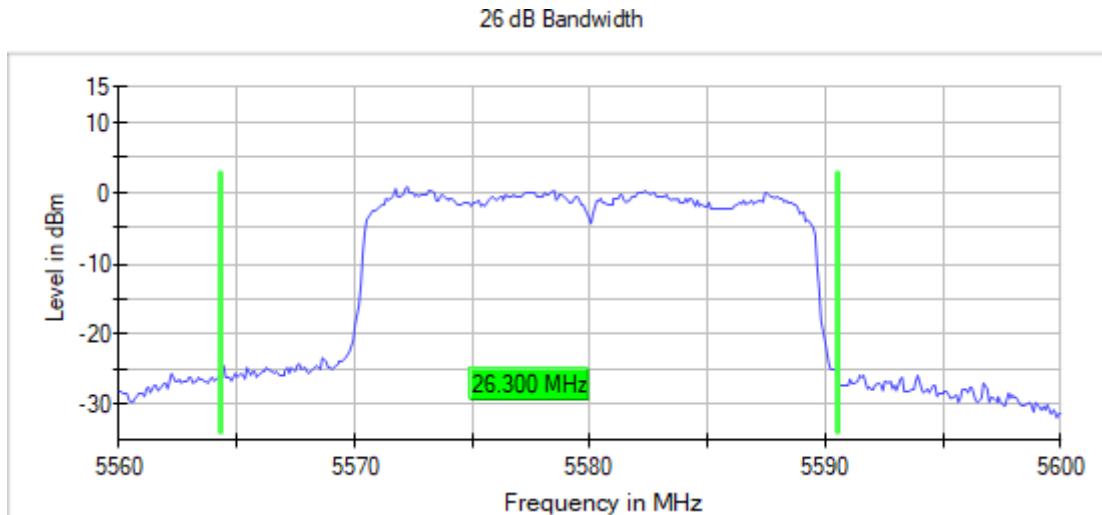
Frequency MHz = 5500.00000, Modulation = 802.11ax HE SS1 MCS 8 (OFDM MCS8), Number of Transmission Chains = 1

Images:



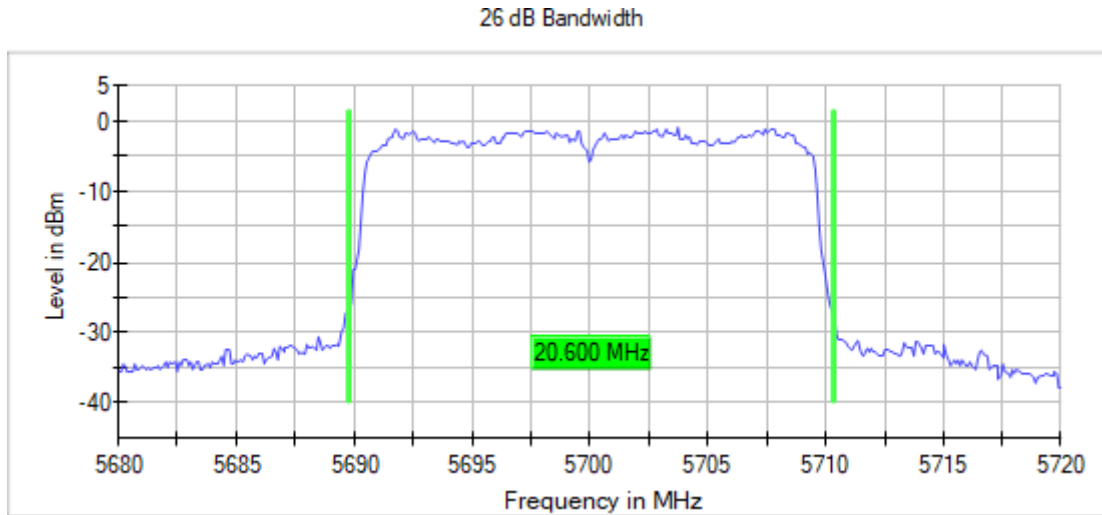
Frequency MHz = 5580.00000, Modulation = 802.11ax HE SS1 MCS 8 (OFDM MCS8), Number of Transmission Chains = 1

Images:



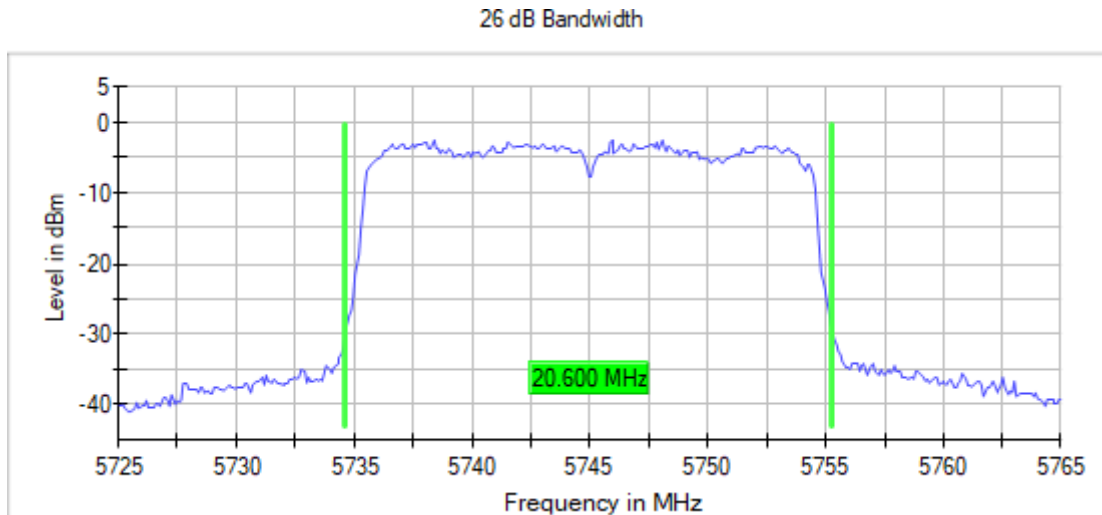
Frequency MHz = 5700.00000, Modulation = 802.11ax HE SS1 MCS 8 (OFDM MCS8), Number of Transmission Chains = 1

Images:



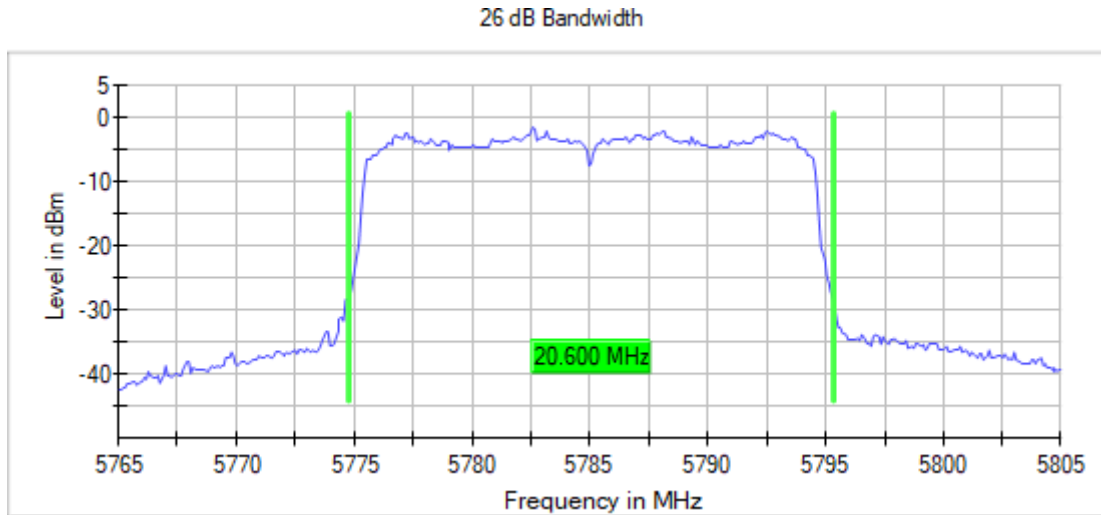
Frequency MHz = 5745.00000, Modulation = 802.11ax HE SS1 MCS 8 (OFDM MCS8), Number of Transmission Chains = 1

Images:



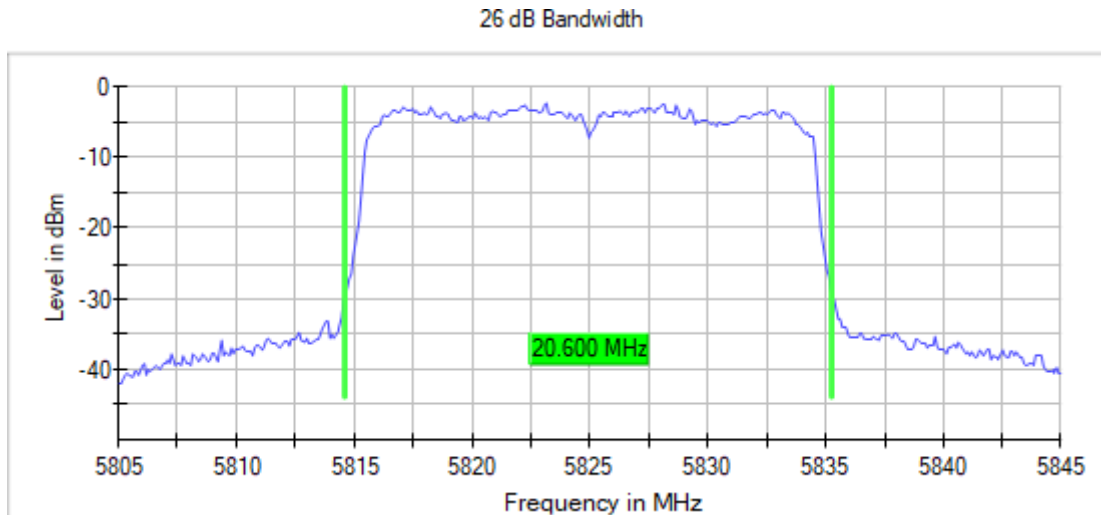
Frequency MHz = 5785.00000, Modulation = 802.11ax HE SS1 MCS 8 (OFDM MCS8), Number of Transmission Chains = 1

Images:



Frequency MHz = 5825.00000, Modulation = 802.11ax HE SS1 MCS 8 (OFDM MCS8), Number of Transmission Chains = 1

Images:



Modulation: 802.11ax HE20 SS1 (OFDMA MCS8) – Partial RU

Results

Freq (MHz)	26dB bw (MHz)
5180.00000	19.300
5200.00000	19.300
5240.00000	19.300
5260.00000	19.200
5280.00000	19.200
5320.00000	19.200
5500.00000	19.300
5580.00000	19.300
5700.00000	19.200
5745.00000	19.300
5785.00000	19.200
5825.00000	19.200

Verdict

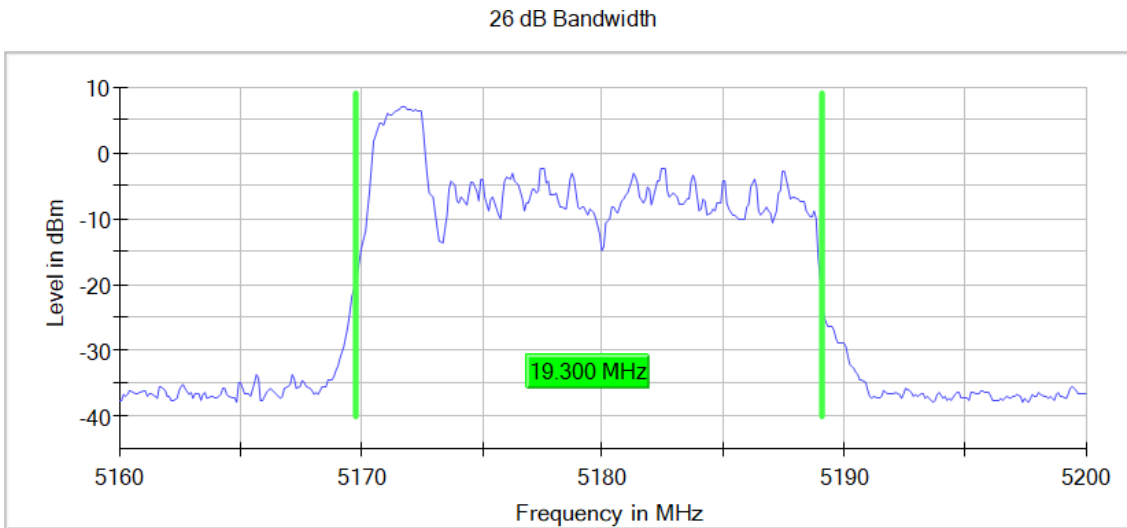
Pass

Attachments

Frequency MHz = 5180.00000 Modulation = 802.11ax HE20 SS1 (OFDMA MCS8)

Mode = SISO Number of Transmission Chains = 1

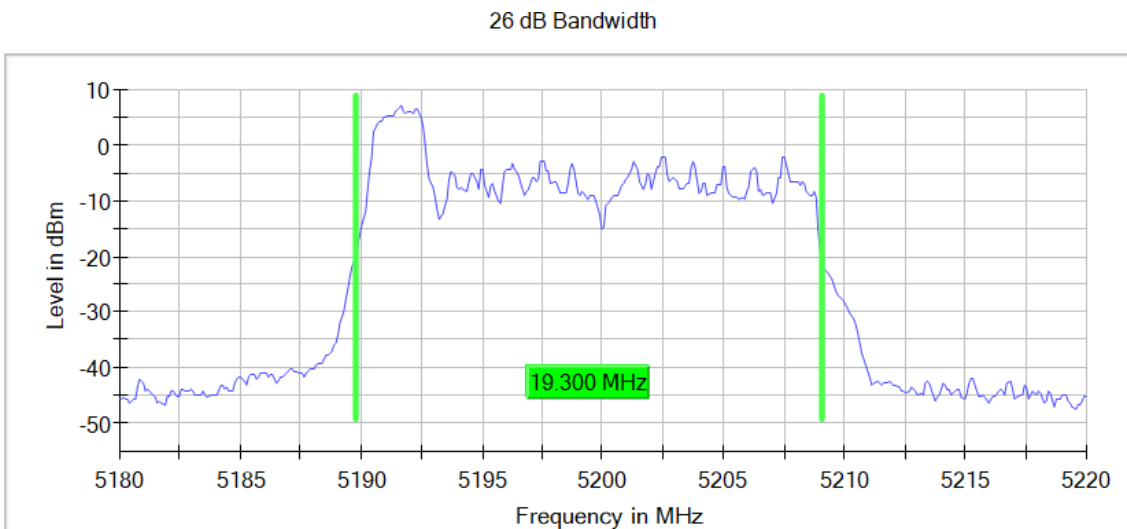
Images:



Frequency MHz = 5200.00000 Modulation = 802.11ax HE20 SS1 (OFDMA MCS8)

Mode = SISO Number of Transmission Chains = 1

Images:

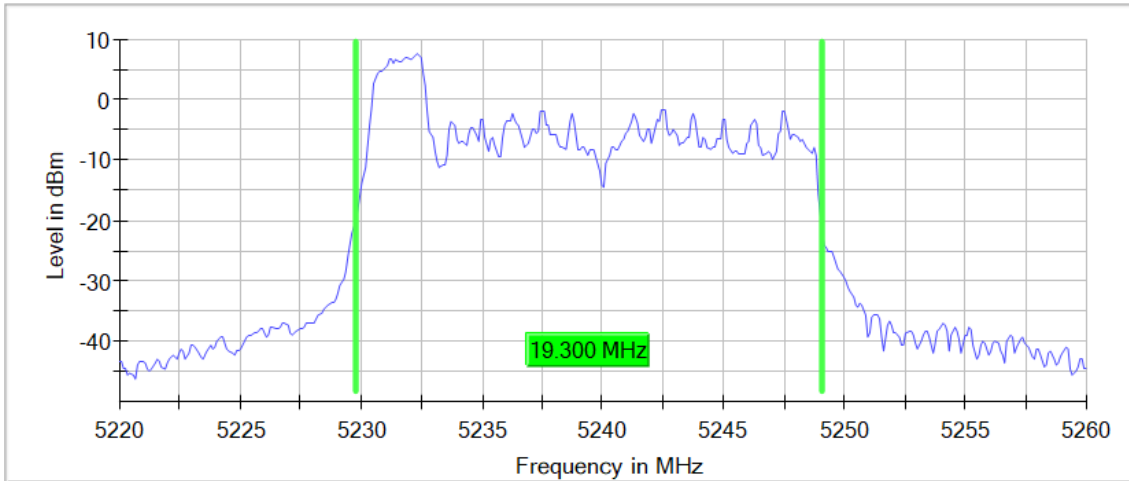


Frequency MHz = 5240.00000 Modulation = 802.11ax HE20 SS1 (OFDMA MCS8)

Mode = SISO Number of Transmission Chains = 1

Images:

26 dB Bandwidth

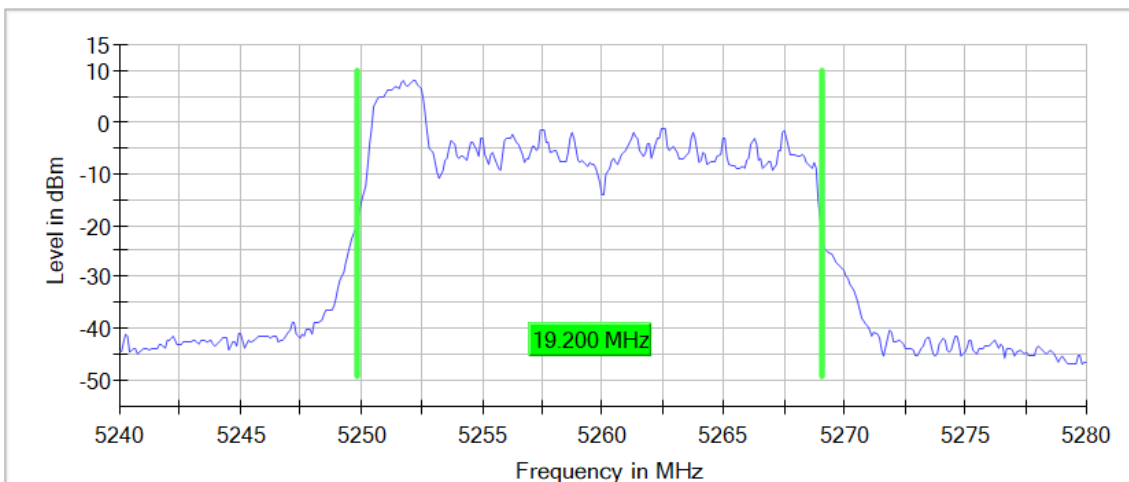


Frequency MHz = 5260.00000 Modulation = 802.11ax HE20 SS1 (OFDMA MCS8)

Mode = SISO Number of Transmission Chains = 1

Images:

26 dB Bandwidth

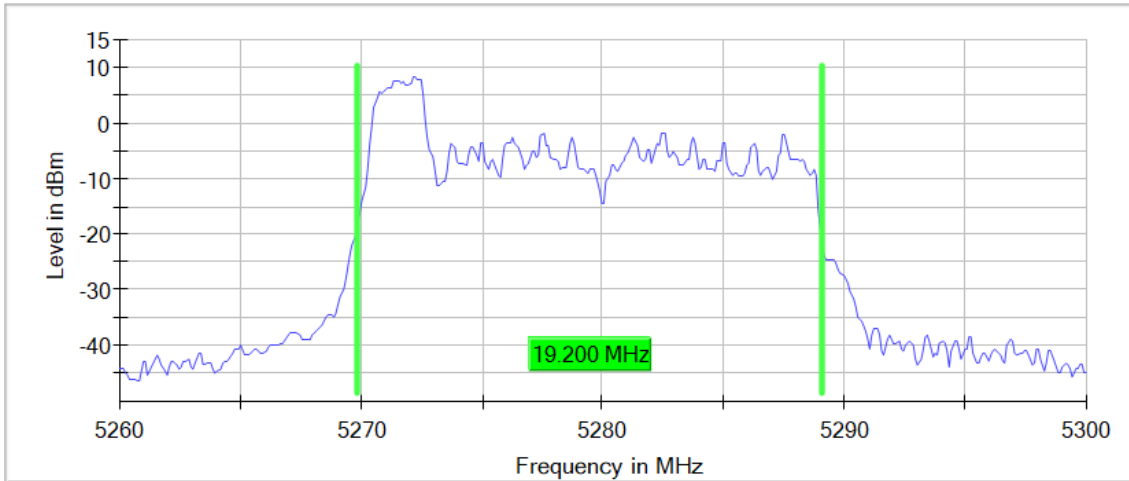


Frequency MHz = 5280.00000 Modulation = 802.11ax HE20 SS1 (OFDMA MCS8)

Mode = SISO Number of Transmission Chains = 1

Images:

26 dB Bandwidth

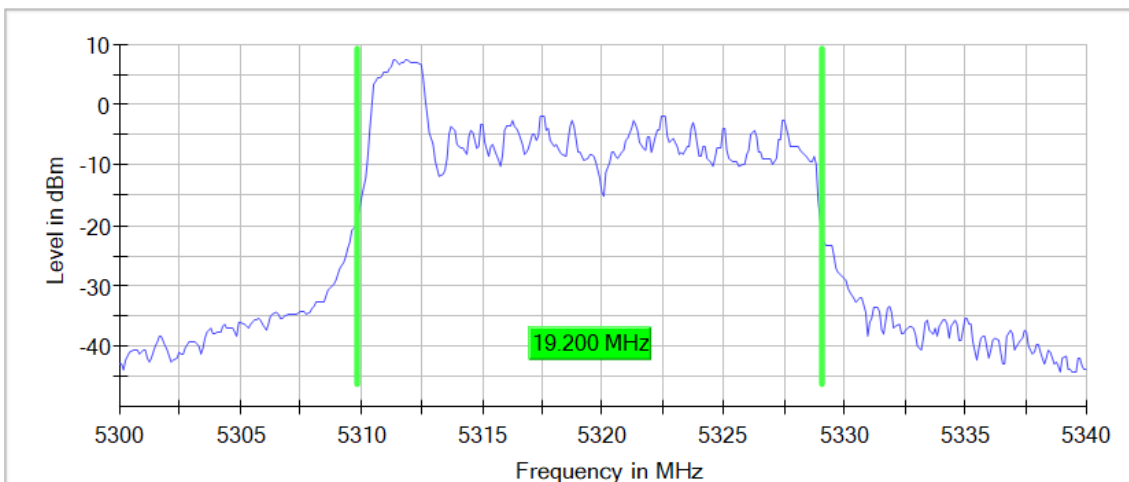


Frequency MHz = 5320.00000 Modulation = 802.11ax HE20 SS1 (OFDMA MCS8)

Mode = SISO Number of Transmission Chains = 1

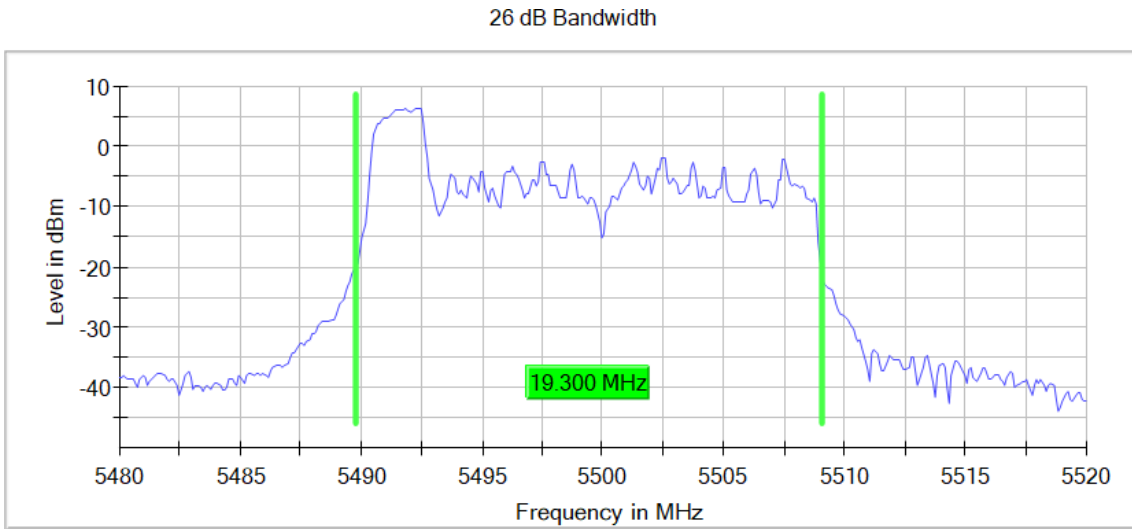
Images:

26 dB Bandwidth



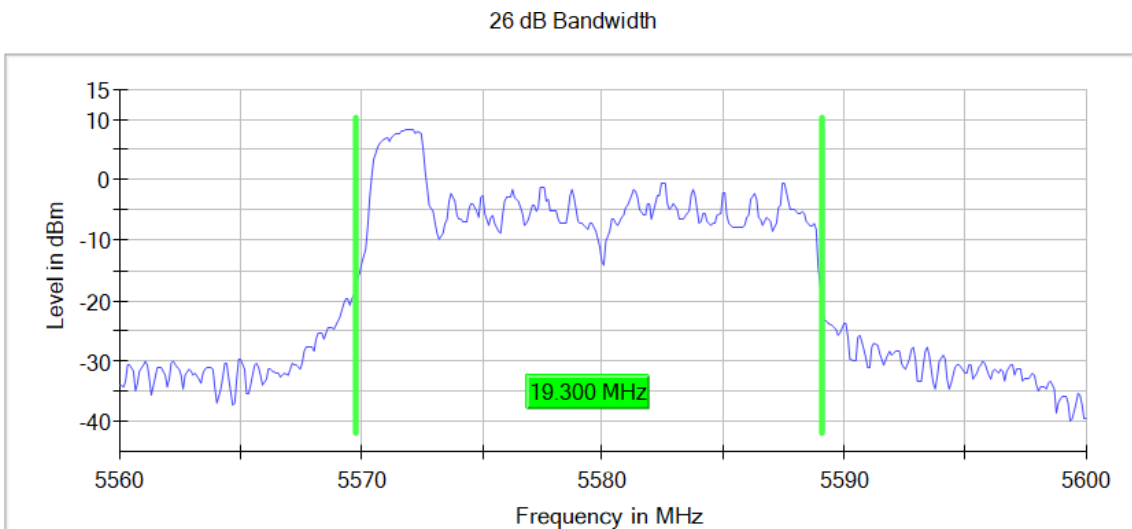
Frequency MHz = 5500.00000 Modulation = 802.11ax HE20 SS1 (OFDMA MCS8)
Mode = SISO Number of Transmission Chains = 1

Images:



Frequency MHz = 5580.00000 Modulation = 802.11ax HE20 SS1 (OFDMA MCS8)
Mode = SISO Number of Transmission Chains = 1

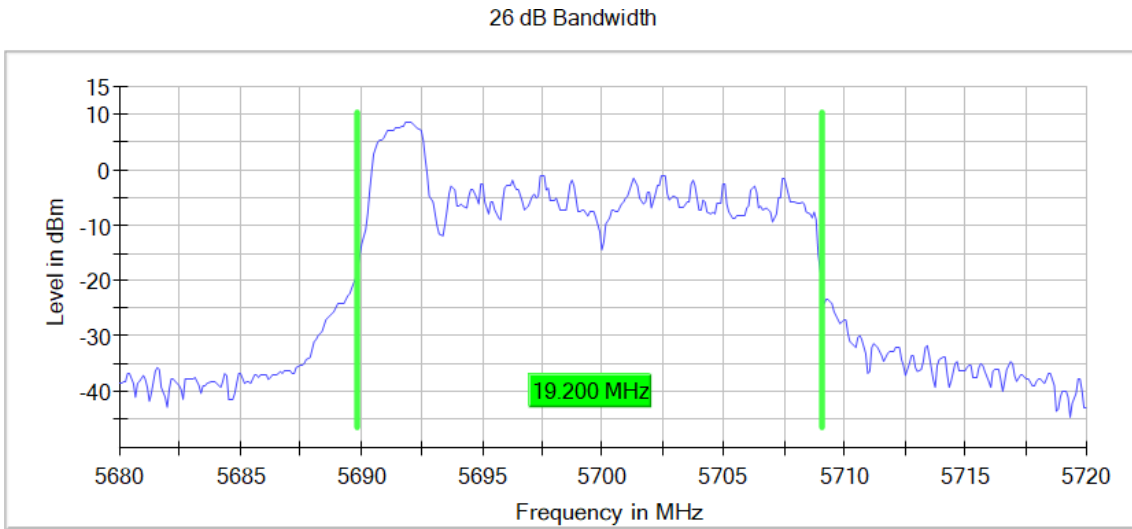
Images:



Frequency MHz = 5700.00000 Modulation = 802.11ax HE20 SS1 (OFDMA MCS8)

Mode = SISO Number of Transmission Chains = 1

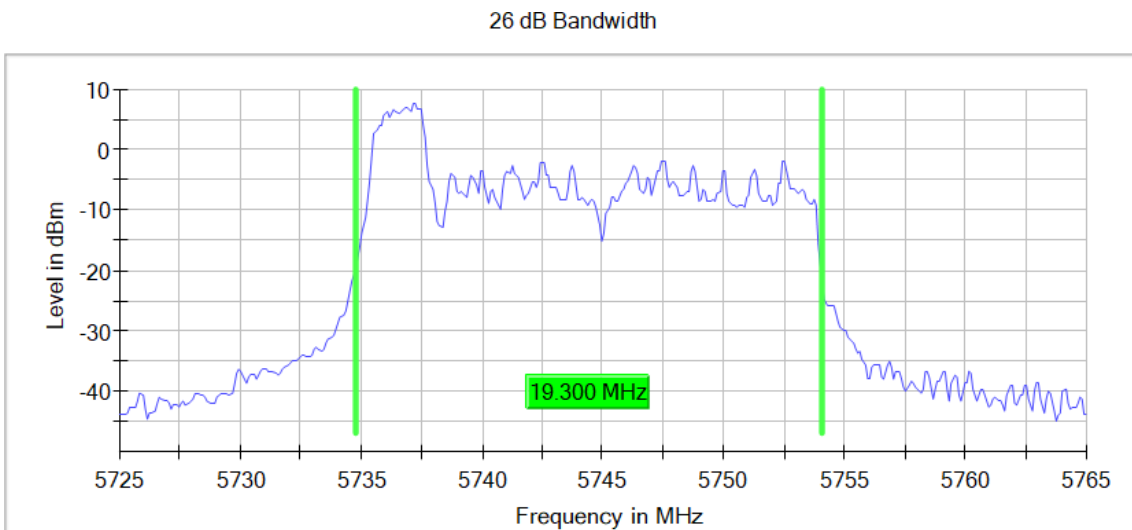
Images:



Frequency MHz = 5745.00000 Modulation = 802.11ax HE20 SS1 (OFDMA MCS8)

Mode = SISO Number of Transmission Chains = 1

Images:

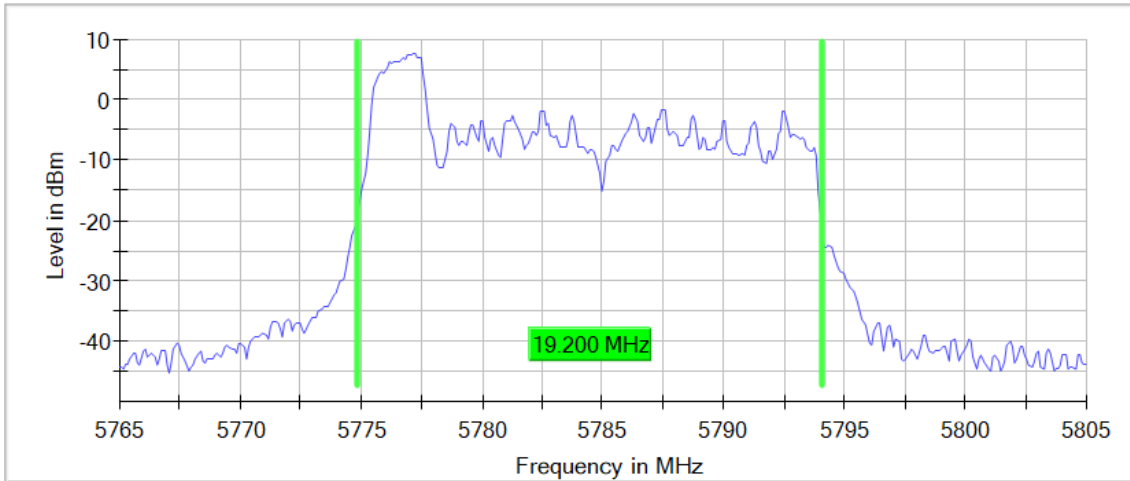


Frequency MHz = 5785.00000 Modulation = 802.11ax HE20 SS1 (OFDMA MCS8)

Mode = SISO Number of Transmission Chains = 1

Images:

26 dB Bandwidth

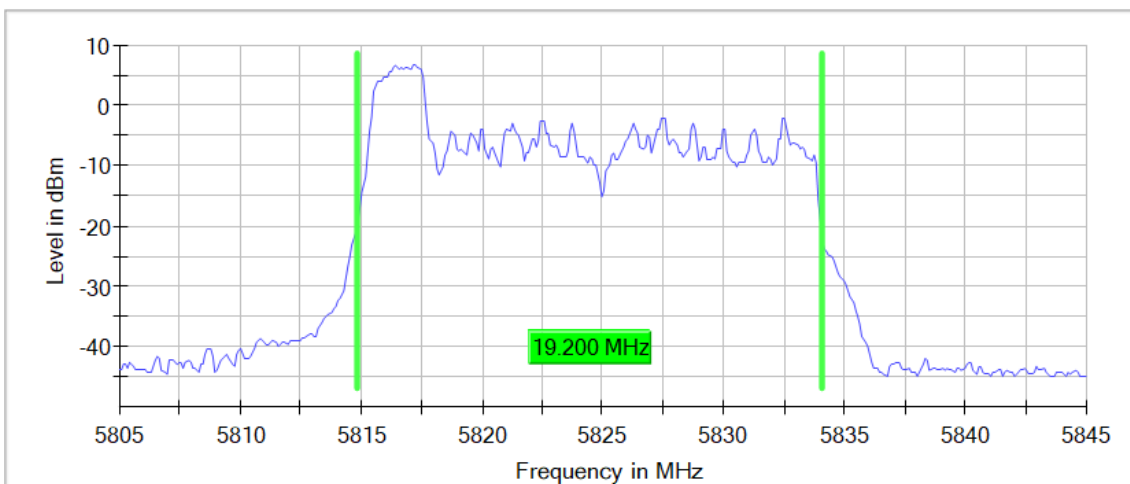


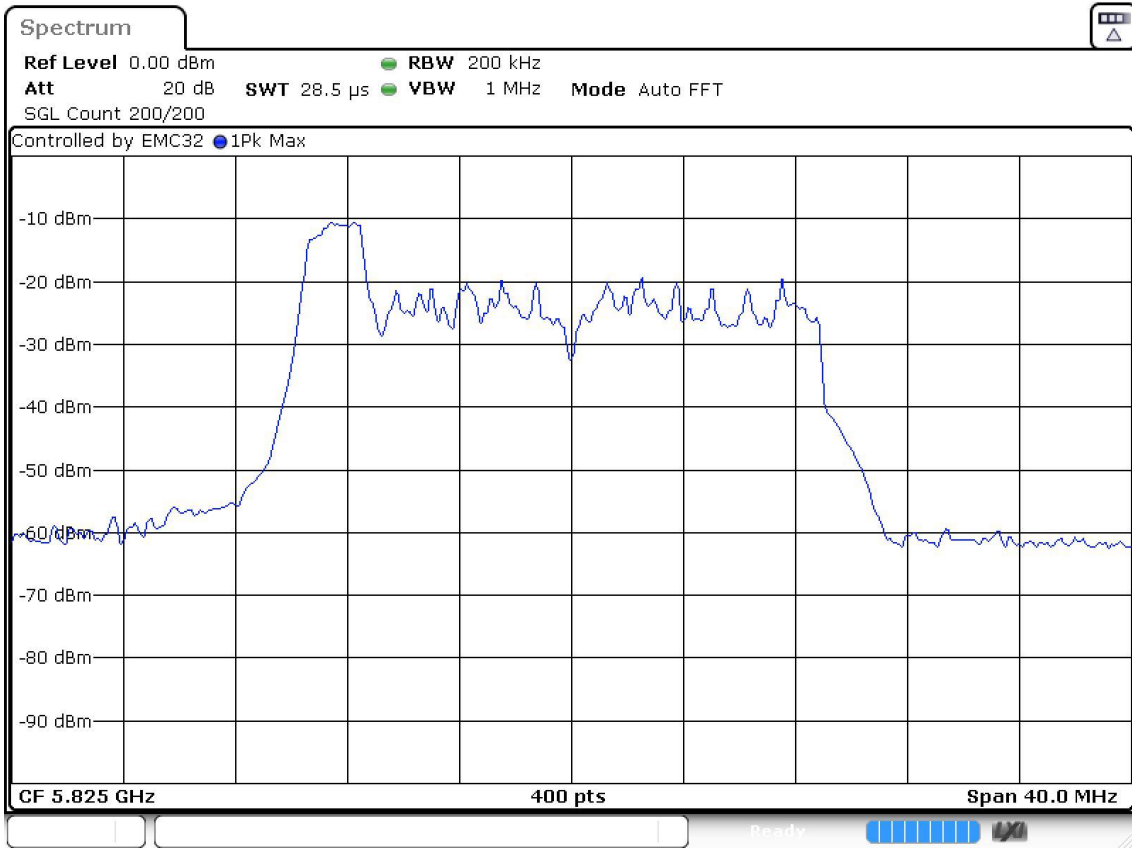
Frequency MHz = 5825.00000 Modulation = 802.11ax HE20 SS1 (OFDMA MCS8)

Mode = SISO Number of Transmission Chains = 1

Images:

26 dB Bandwidth





Date: 20.DEC.2022 17:41:55

Modulation: 802.11ax HE40 SS1 (OFDMA MCS9) - Full RU
Results

Freq (MHz)	Emission Bandwidth (MHz)
5190.00000	40.675
5230.00000	40.826
5270.00000	41.126
5310.00000	48.931
5510.00000	48.480
5550.00000	51.632
5670.00000	41.426
5755.00000	42.477
5795.00000	41.276

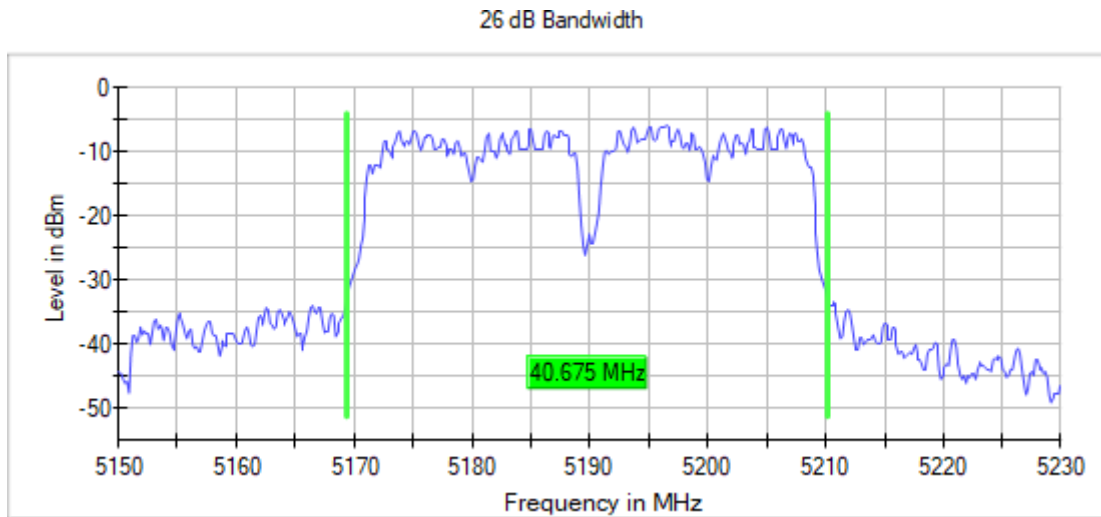
Verdict

Pass

Attachments

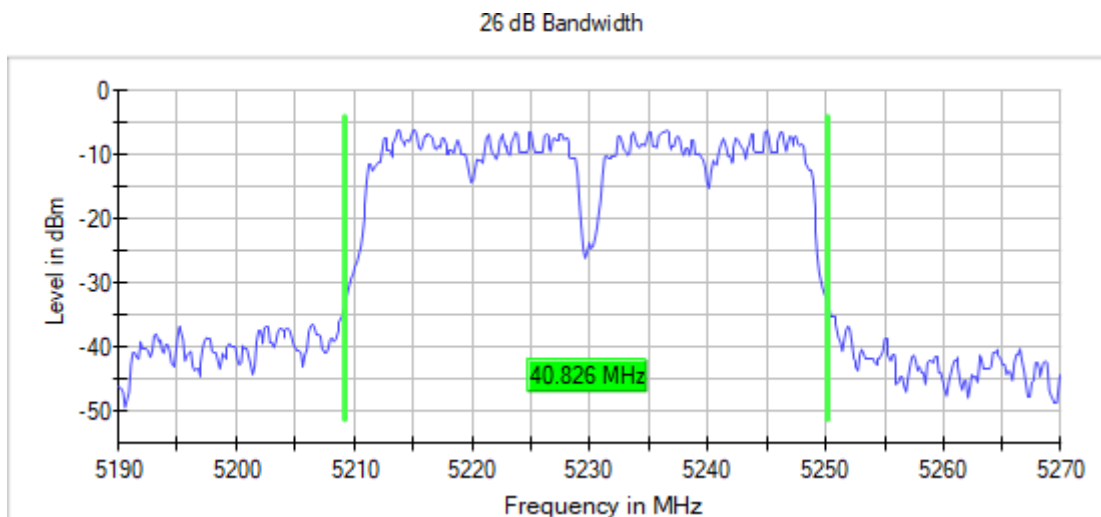
Frequency MHz = 5190.00000, Modulation = 802.11ax HE40 SS1 (OFDMA MCS9), Number of Transmission Chains = 1

Images:



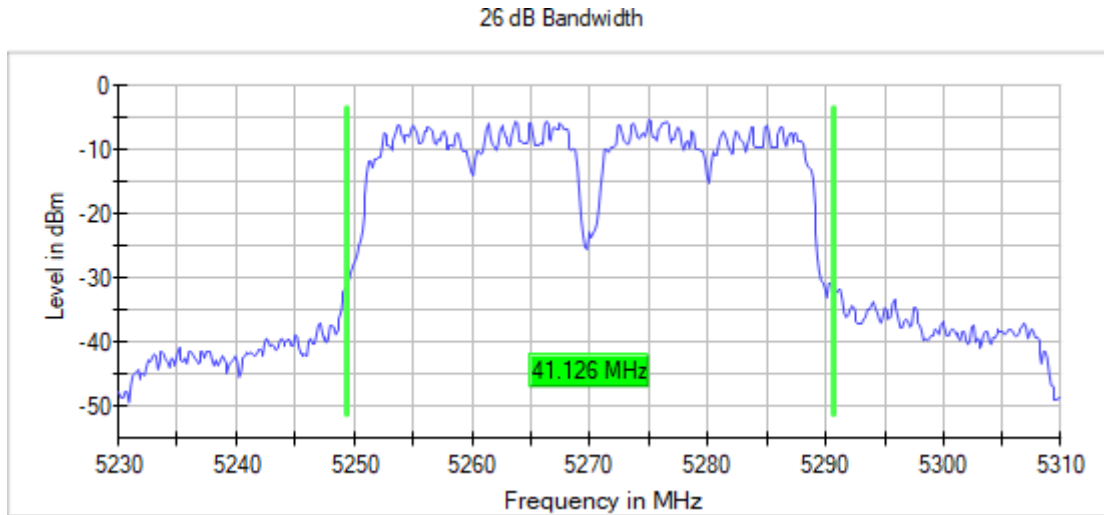
Frequency MHz = 5230.00000, Modulation = 802.11ax HE40 SS1 (OFDMA MCS9), Number of Transmission Chains = 1

Images:



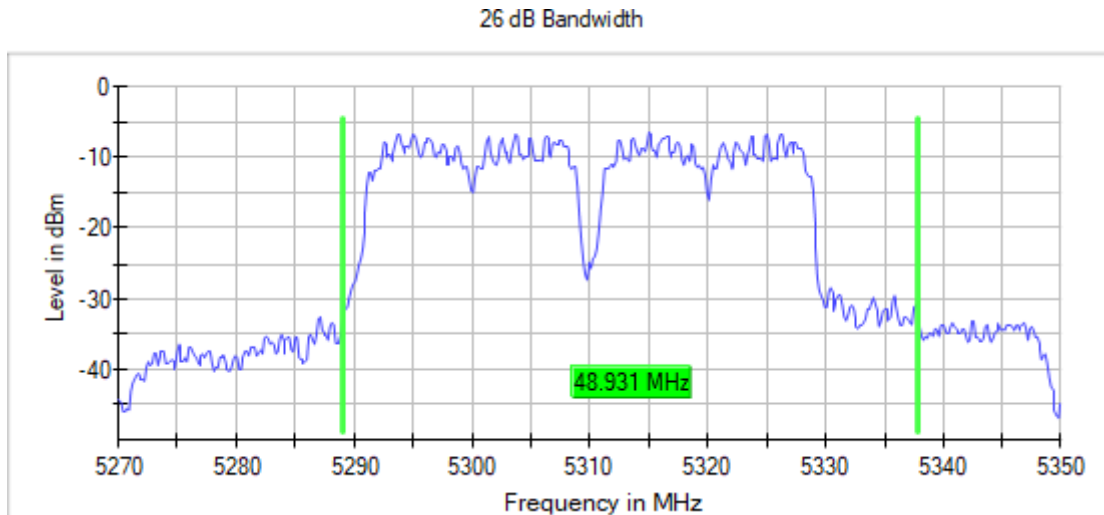
Frequency MHz = 5270.00000, Modulation = 802.11ax HE40 SS1 (OFDMA MCS9), Number of Transmission Chains = 1

Images:



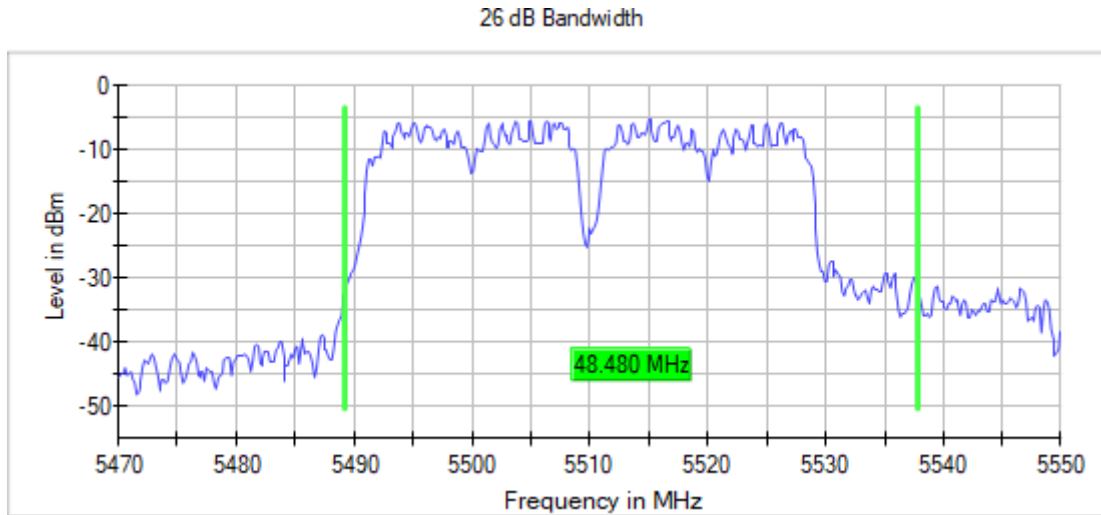
Frequency MHz = 5310.00000, Modulation = 802.11ax HE40 SS1 (OFDMA MCS9), Number of Transmission Chains = 1

Images:



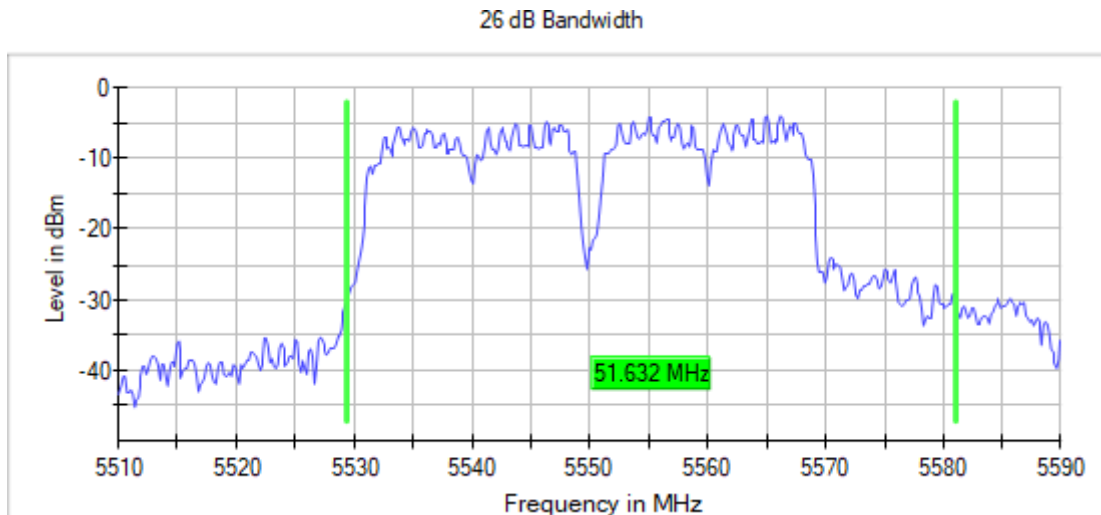
Frequency MHz = 5510.00000, Modulation = 802.11ax HE40 SS1 (OFDMA MCS9), Number of Transmission Chains = 1

Images:



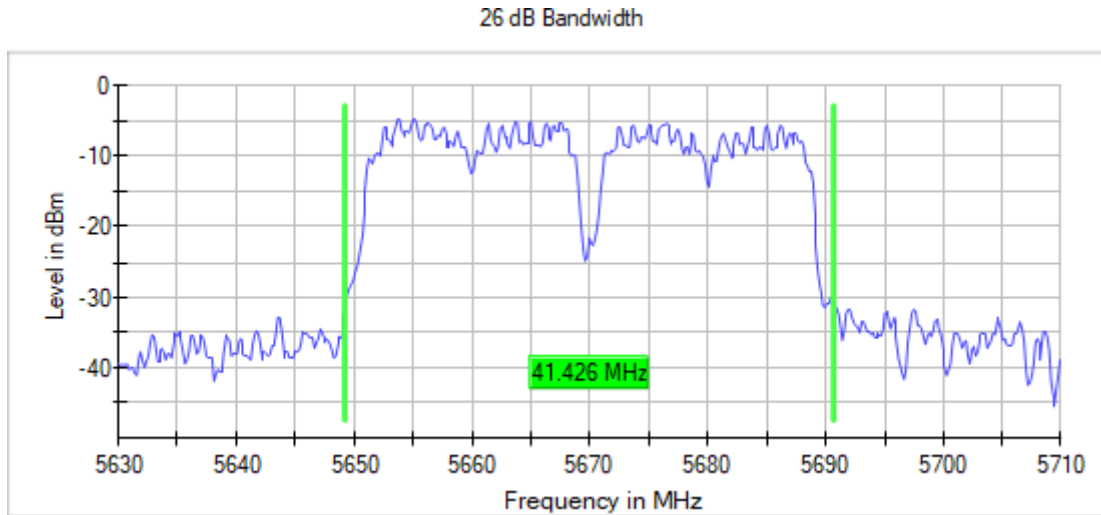
Frequency MHz = 5550.00000, Modulation = 802.11ax HE40 SS1 (OFDMA MCS9), Number of Transmission Chains = 1

Images:



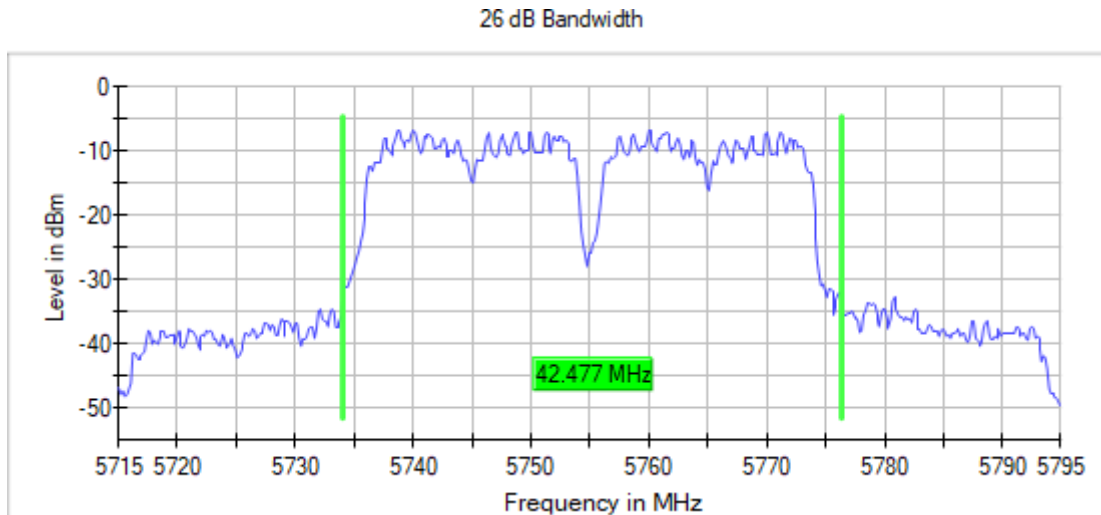
Frequency MHz = 5670.00000, Modulation = 802.11ax HE40 SS1 (OFDMA MCS9), Number of Transmission Chains = 1

Images:



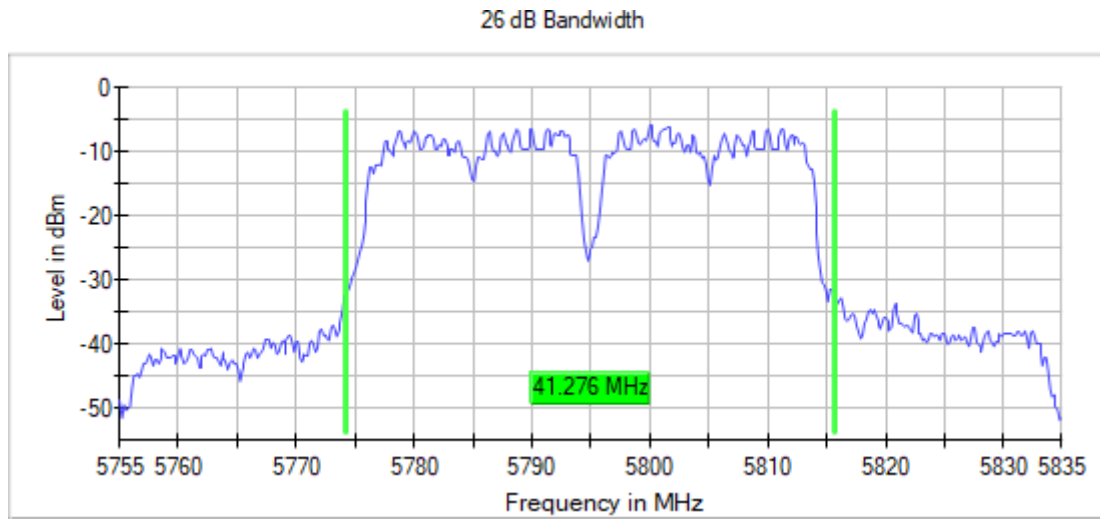
Frequency MHz = 5755.00000, Modulation = 802.11ax HE40 SS1 (OFDMA MCS9), Number of Transmission Chains = 1

Images:



Frequency MHz = 5795.00000, Modulation = 802.11ax HE40 SS1 (OFDMA MCS9), Number of Transmission Chains = 1

Images:



Modulation: 802.11ax HE40 SS1 (OFDMA MCS9) – Partial RU

Results

Freq (MHz)	26dB bw (MHz)
5190.00000	22.814
5230.00000	22.214
5270.00000	21.764
5310.00000	23.265
5510.00000	22.214
5550.00000	21.614
5670.00000	22.814
5755.00000	22.664
5795.00000	22.664

Verdict

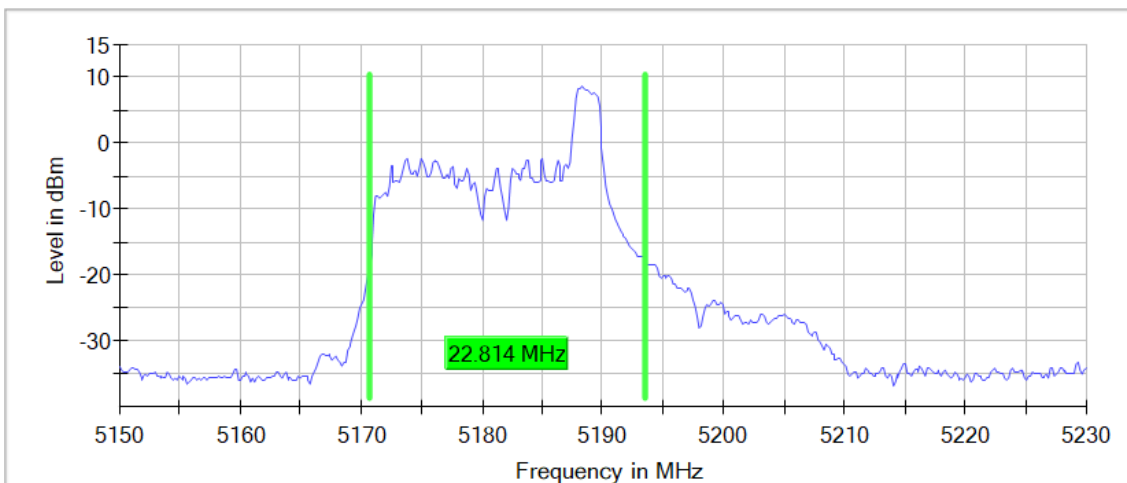
Pass

Attachments

Frequency MHz = 5190.00000 Modulation = 802.11ax HE40 SS1 (OFDMA MCS9)
 Mode = SISO Number of Transmission Chains = 1

Images:

26 dB Bandwidth

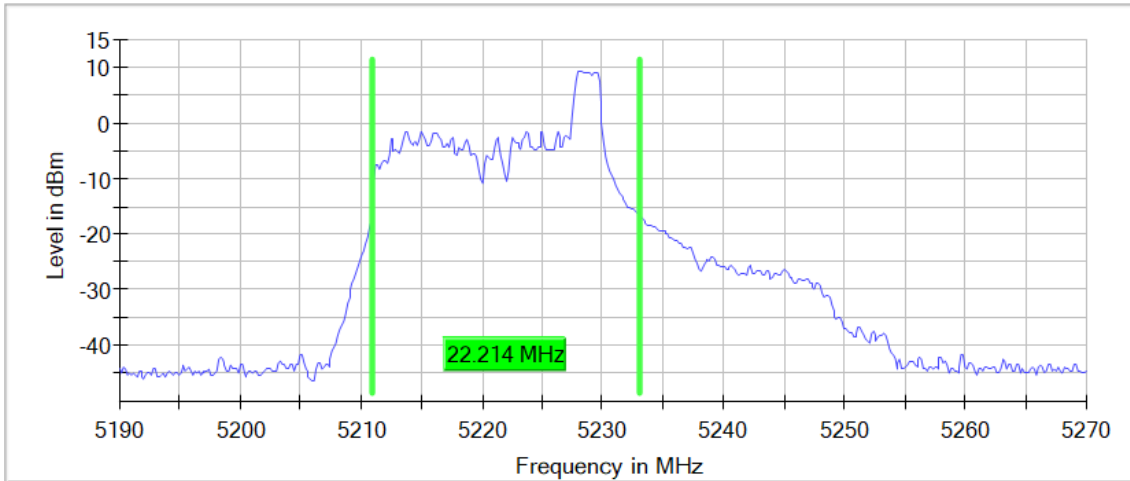


Frequency MHz = 5230.00000 Modulation = 802.11ax HE40 SS1 (OFDMA MCS9)

Mode = SISO Number of Transmission Chains = 1

Images:

26 dB Bandwidth

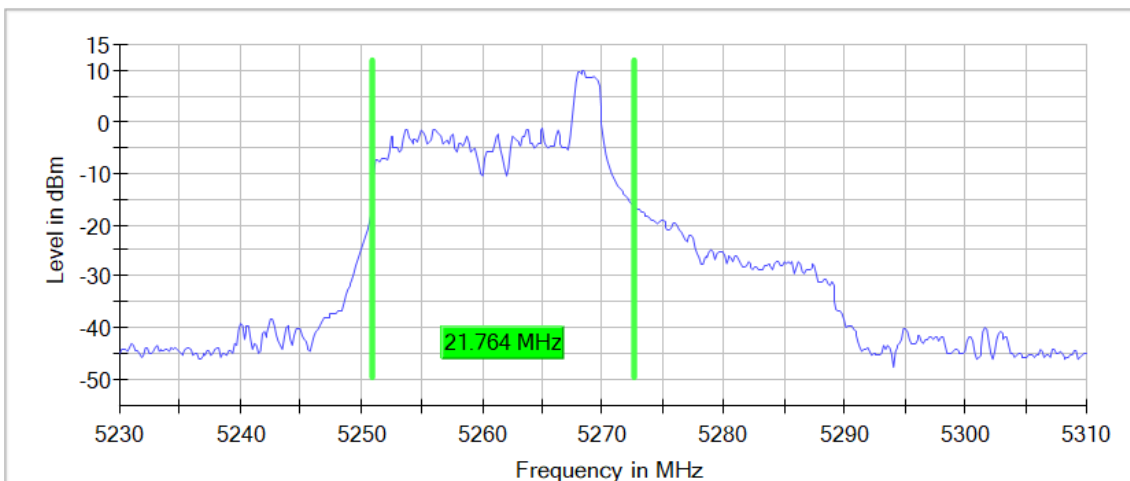


Frequency MHz = 5270.00000 Modulation = 802.11ax HE40 SS1 (OFDMA MCS9)

Mode = SISO Number of Transmission Chains = 1

Images:

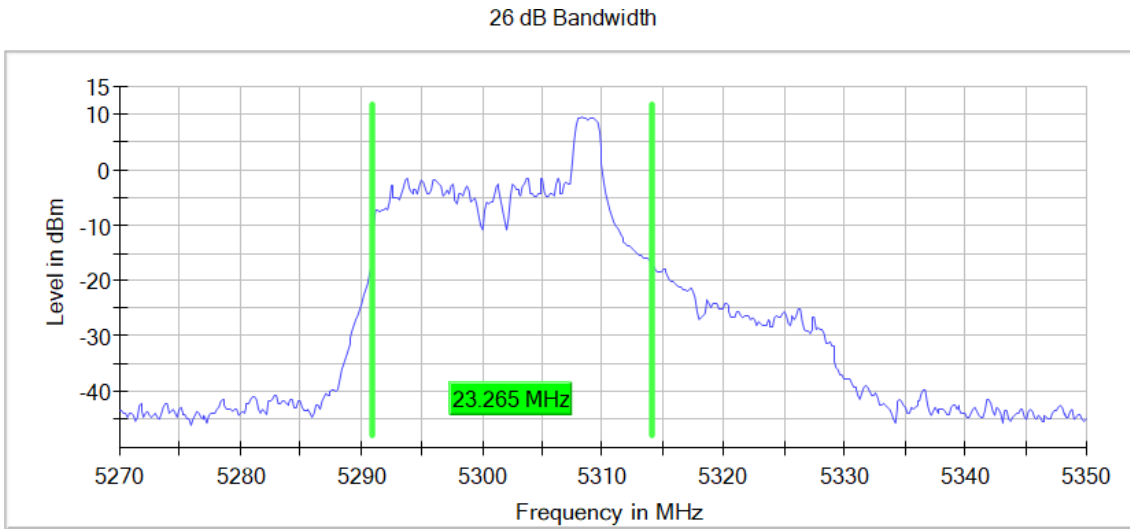
26 dB Bandwidth



Frequency MHz = 5310.00000 Modulation = 802.11ax HE40 SS1 (OFDMA MCS9)

Mode = SISO Number of Transmission Chains = 1

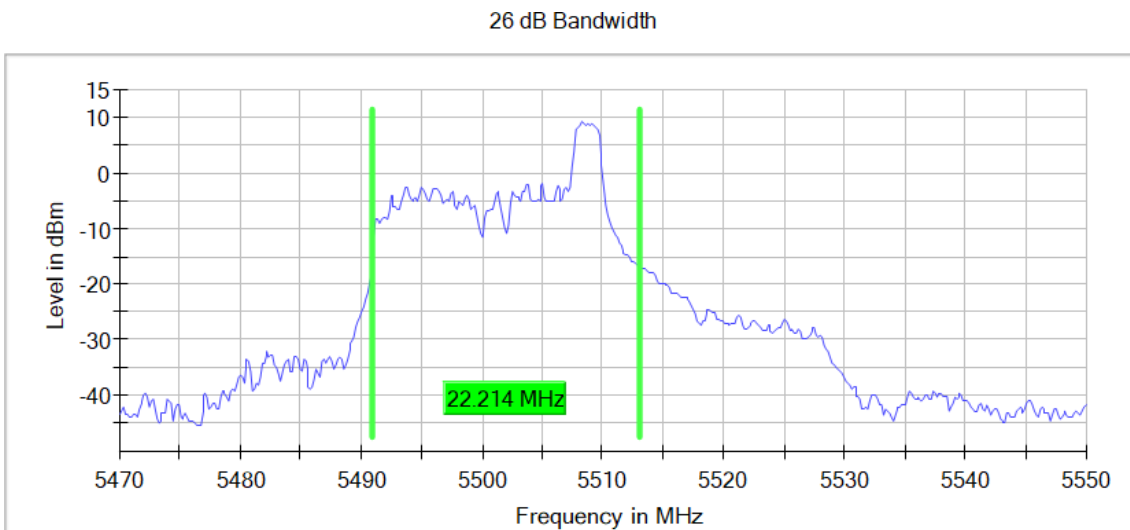
Images:



Frequency MHz = 5510.00000 Modulation = 802.11ax HE40 SS1 (OFDMA MCS9)

Mode = SISO Number of Transmission Chains = 1

Images:

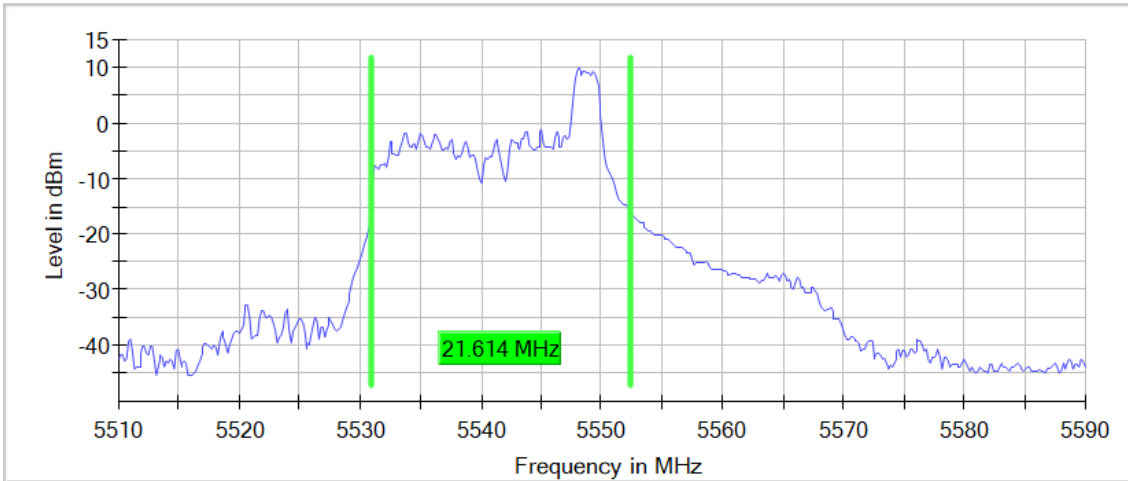


Frequency MHz = 5550.00000 Modulation = 802.11ax HE40 SS1 (OFDMA MCS9)

Mode = SISO Number of Transmission Chains = 1

Images:

26 dB Bandwidth

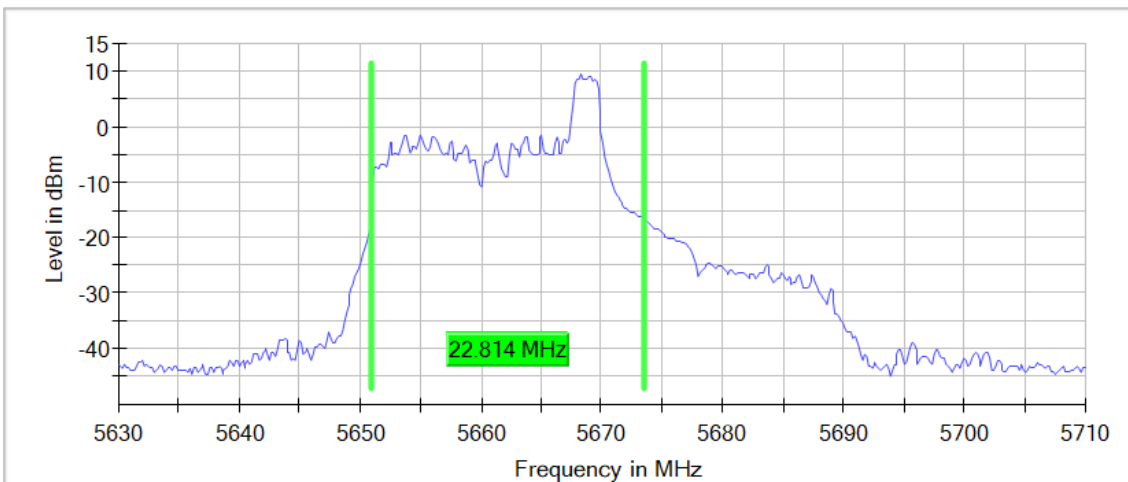


Frequency MHz = 5670.00000 Modulation = 802.11ax HE40 SS1 (OFDMA MCS9)

Mode = SISO Number of Transmission Chains = 1

Images:

26 dB Bandwidth

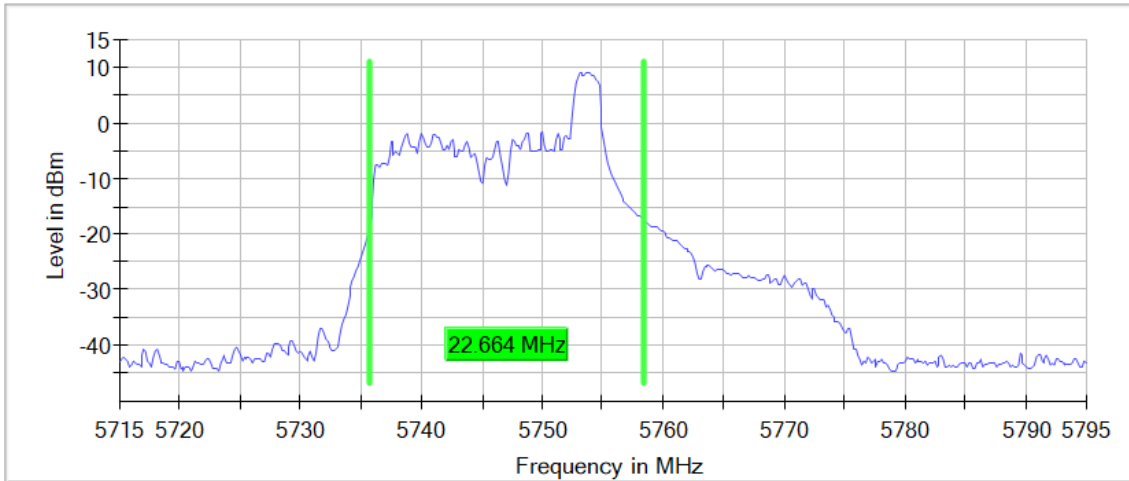


Frequency MHz = 5755.00000 Modulation = 802.11ax HE40 SS1 (OFDMA MCS9)

Mode = SISO Number of Transmission Chains = 1

Images:

26 dB Bandwidth

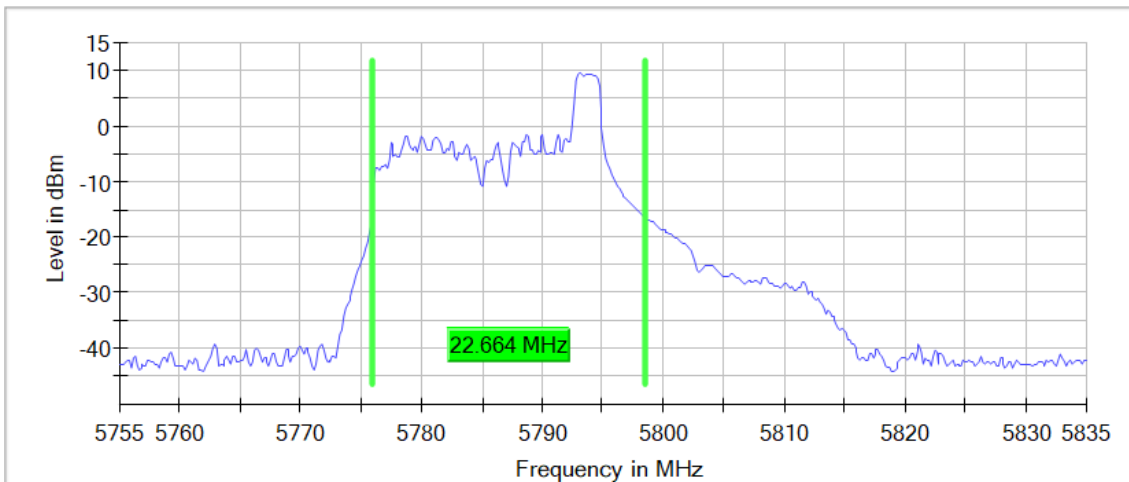


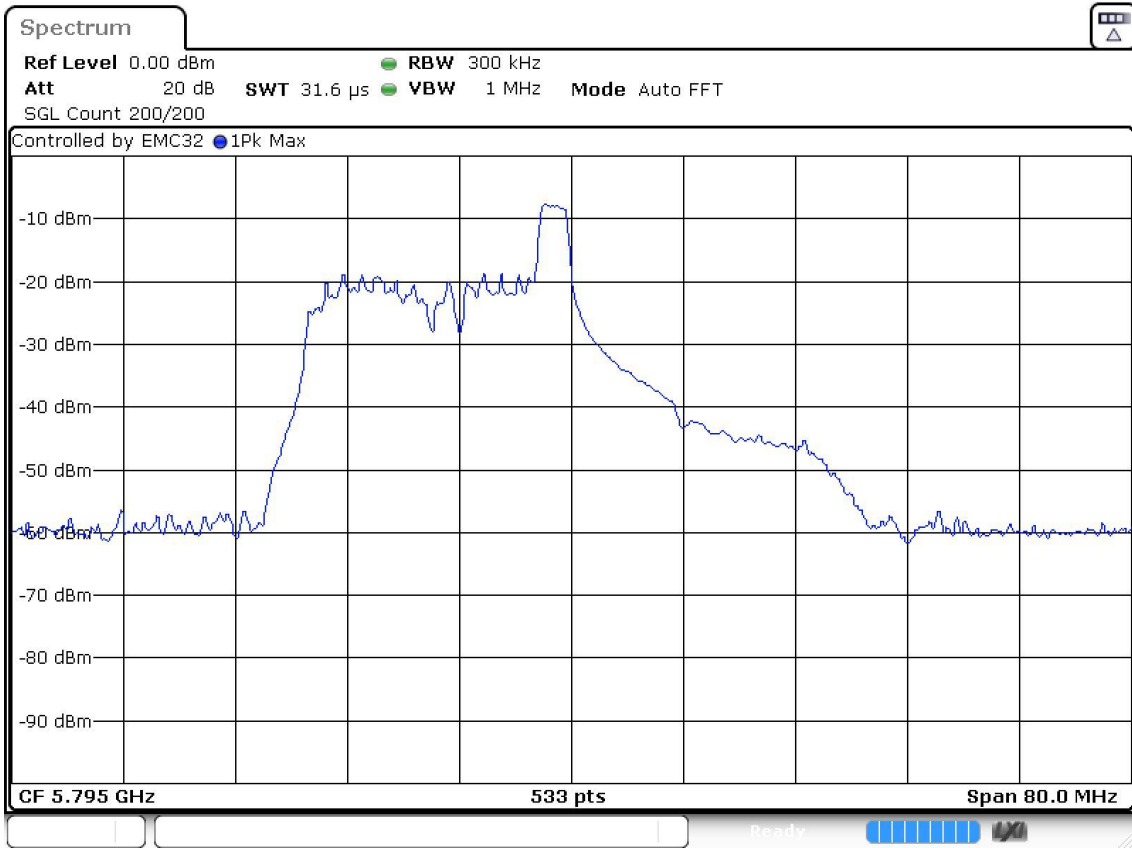
Frequency MHz = 5795.00000 Modulation = 802.11ax HE40 SS1 (OFDMA MCS9)

Mode = SISO Number of Transmission Chains = 1

Images:

26 dB Bandwidth





Date: 20.DEC.2022 20:08:37

Modulation: 802.11ax HE80 SS1 (OFDMA MCS11) - Full RU

Results

Freq (MHz)	Emission Bandwidth (MHz)
5210.00000	82.000
5290.00000	96.500
5530.00000	93.500
5610.00000	136.500
5775.00000	85.000

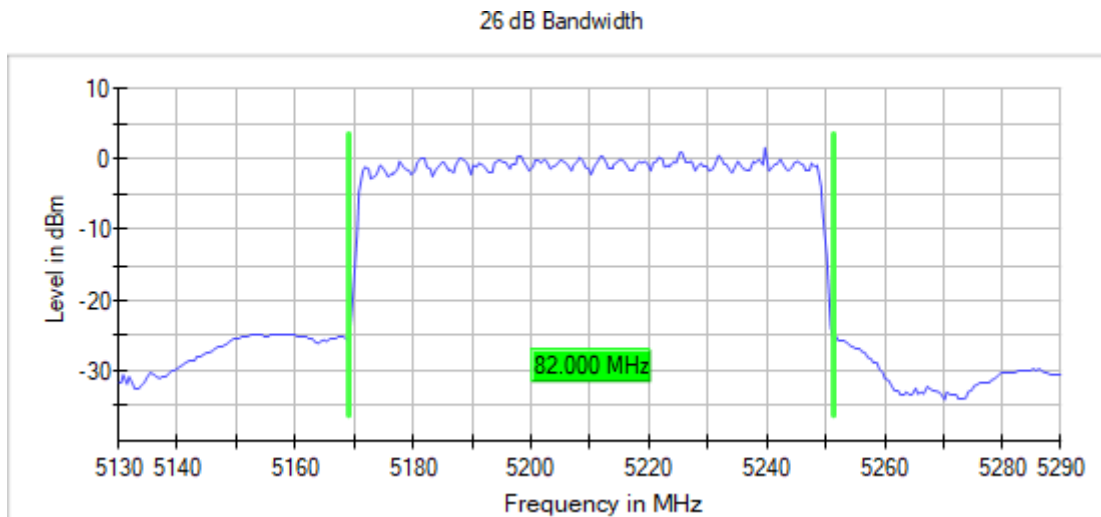
Verdict

Pass

Attachments

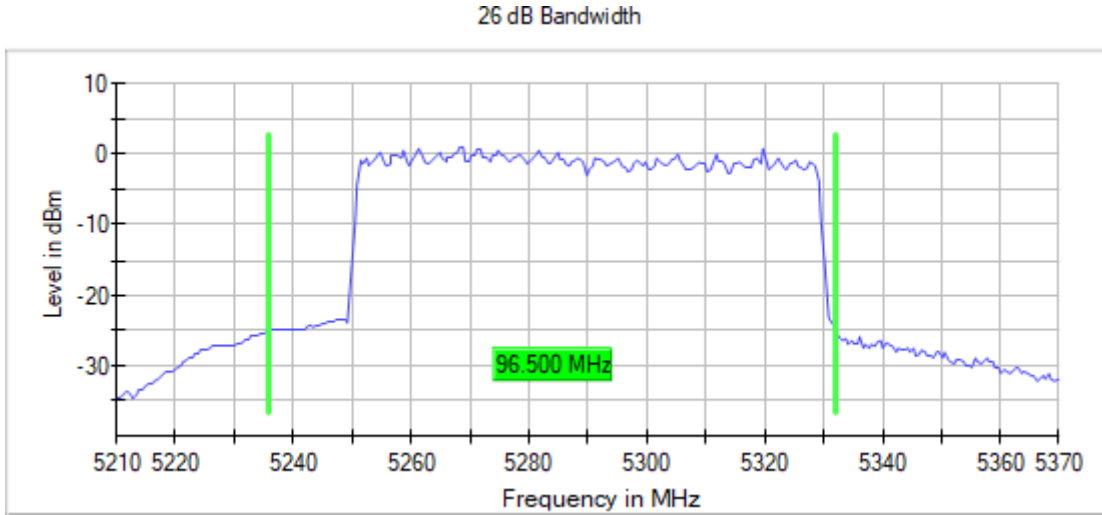
Frequency MHz = 5210.00000, Modulation = 802.11ax HE80 SS1 (OFDMA MCS11), Number of Transmission Chains = 1

Images:



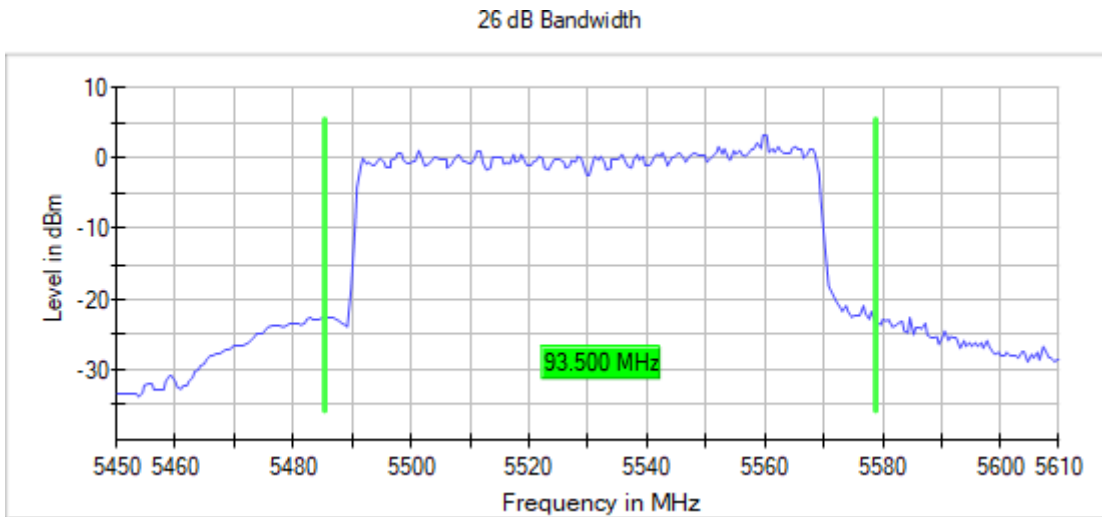
Frequency MHz = 5290.00000, Modulation = 802.11ax HE80 SS1 (OFDMA MCS11), Number of Transmission Chains = 1

Images:



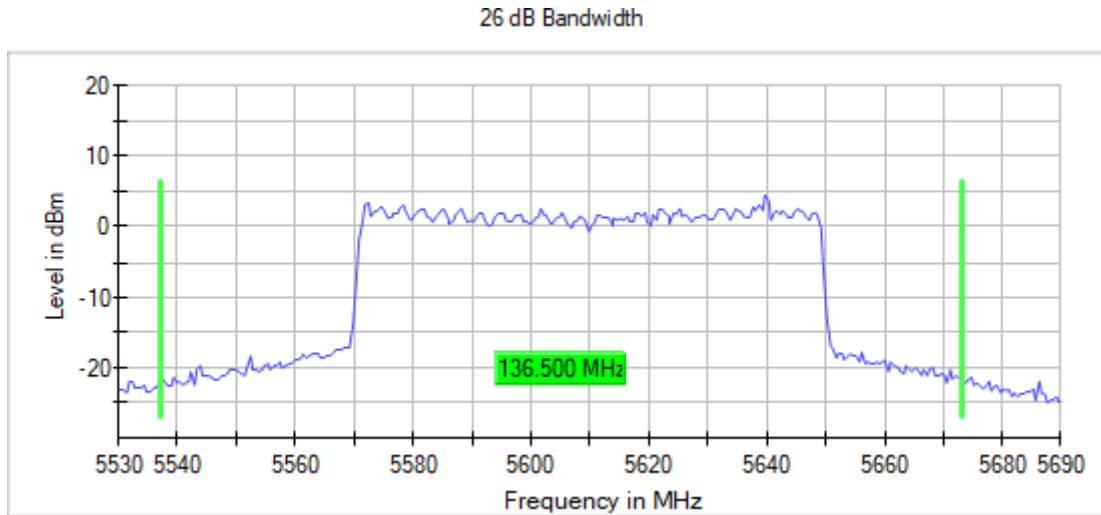
Frequency MHz = 5530.00000, Modulation = 802.11ax HE80 SS1 (OFDMA MCS11), Number of Transmission Chains = 1

Images:



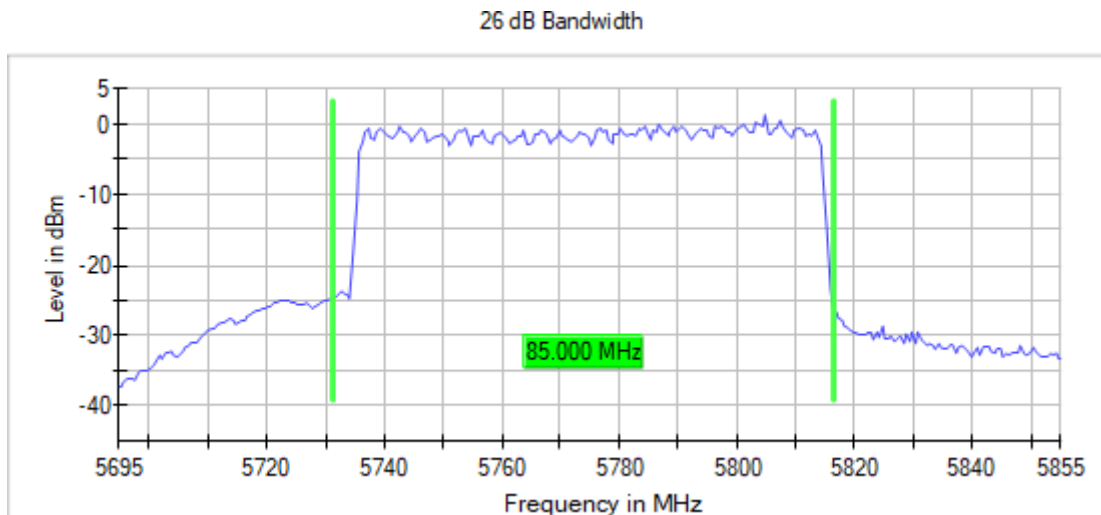
Frequency MHz = 5610.00000, Modulation = 802.11ax HE80 SS1 (OFDMA MCS11), Number of Transmission Chains = 1

Images:



Frequency MHz = 5775.00000, Modulation = 802.11ax HE80 SS1 (OFDMA MCS11), Number of Transmission Chains = 1

Images:



Modulation: 802.11ax HE80 SS1 (OFDMA MCS11) – Partial RU

Results

Freq (MHz)	26dB bw (MHz)
5210.00000	81.000
5290.00000	81.000
5530.00000	81.000
5610.00000	81.000
5775.00000	81.000

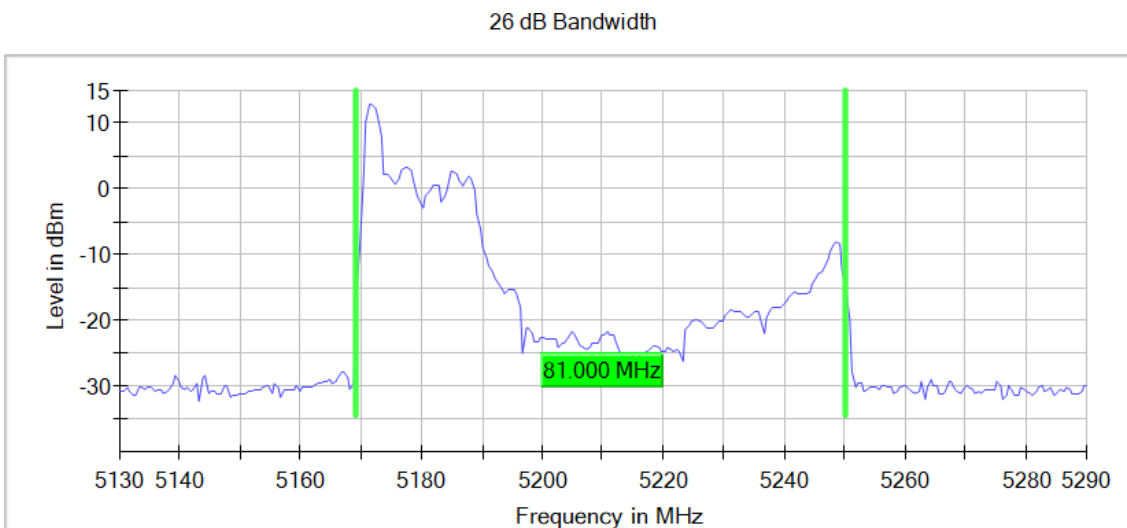
Verdict

Pass

Attachments

Frequency MHz = 5210.00000 Modulation = 802.11ax HE80 SS1 (OFDMA MCS11)
Mode = SISO Number of Transmission Chains = 1

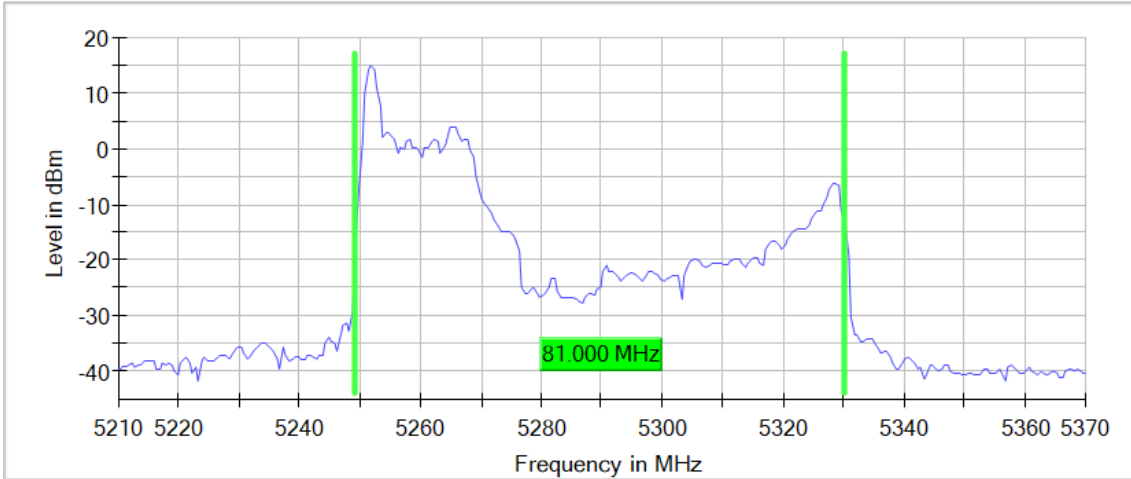
Images:



Frequency MHz = 5290.00000 Modulation = 802.11ax HE80 SS1 (OFDMA MCS11)
Mode = SISO Number of Transmission Chains = 1

Images:

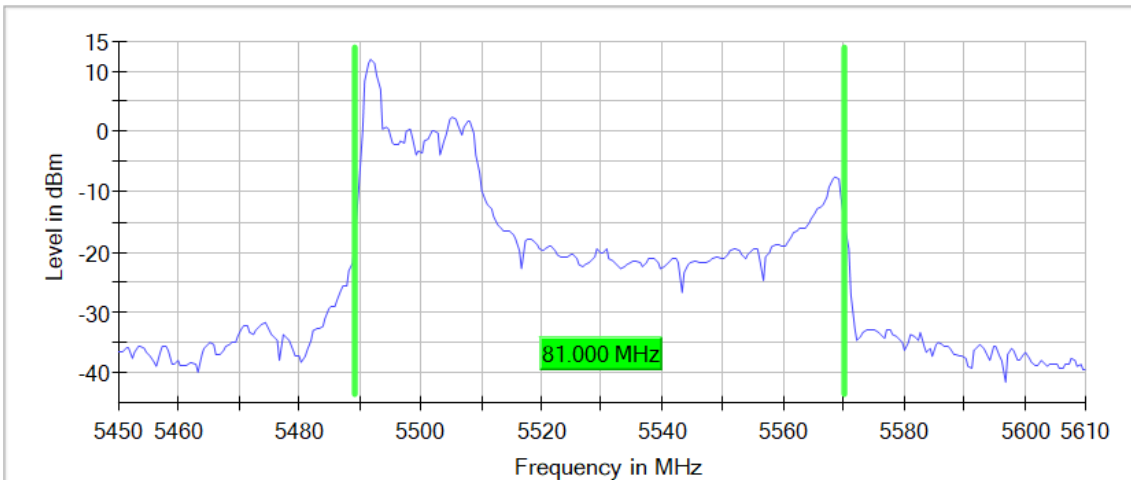
26 dB Bandwidth



Frequency MHz = 5530.00000 Modulation = 802.11ax HE80 SS1 (OFDMA MCS11)
Mode = SISO Number of Transmission Chains = 1

Images:

26 dB Bandwidth

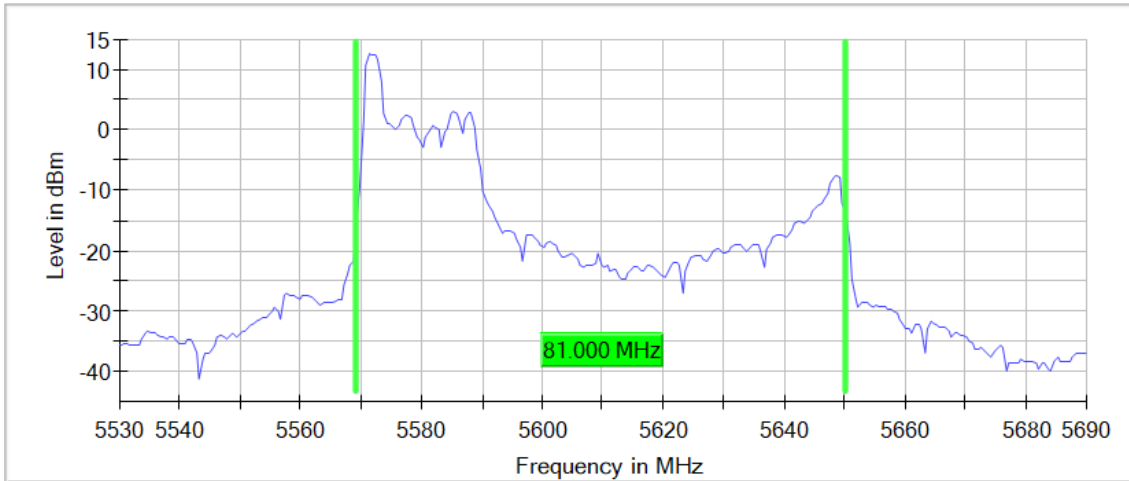


Frequency MHz = 5610.00000 Modulation = 802.11ax HE80 SS1 (OFDMA MCS11)

Mode = SISO Number of Transmission Chains = 1

Images:

26 dB Bandwidth

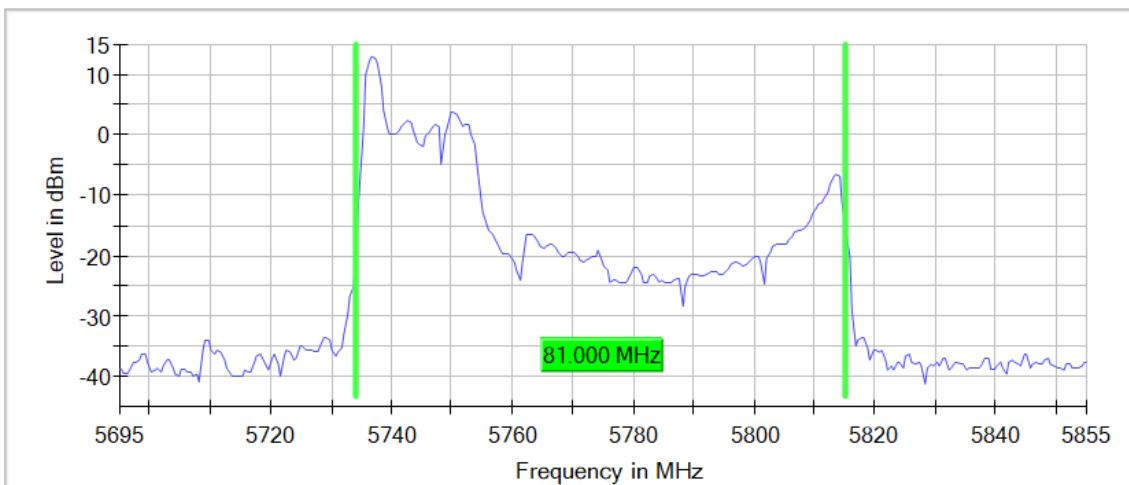


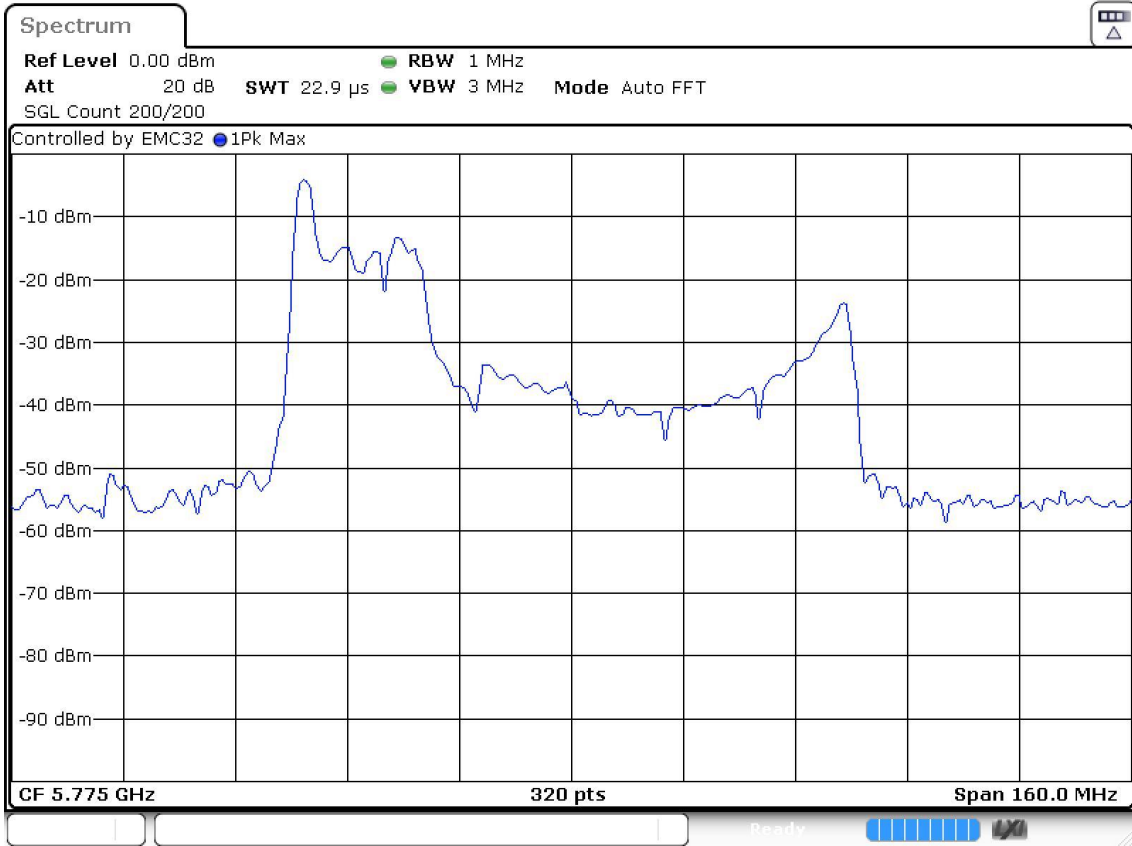
Frequency MHz = 5775.00000 Modulation = 802.11ax HE80 SS1 (OFDMA MCS11)

Mode = SISO Number of Transmission Chains = 1

Images:

26 dB Bandwidth





Date: 21.DEC.2022 15:46:07

FCC 15.407 (b) / RSS-247 6.2 Band-edge Conducted Emissions

Limits

For transmitters operating in the 5.15–5.25 and 5.25–5.35 GHz band: all emissions outside of the 5.15–5.35 GHz band shall not exceed an EIRP of –27 dBm/MHz (68.20 dB μ V/m at 3 m distance).

For transmitters operating in the 5.47-5.725 GHz band: All emissions outside of the 5.47-5.725 GHz band shall not exceed an e.i.r.p. of –27 dBm/MHz.

For transmitters operating solely in the 5.725-5.850 GHz band: All emissions shall be limited to a level of –27 dBm/MHz at 75 MHz or more above or below the band edge increasing linearly to 10 dBm/MHz at 25 MHz above or below the band edge, and from 25 MHz above or below the band edge increasing linearly to a level of 15.6 dBm/MHz at 5 MHz above or below the band edge, and from 5 MHz above or below the band edge increasing linearly to a level of 27 dBm/MHz at the band edge.

RSS 247:

For transmitters with operating frequencies in the band 5150-5250 MHz, all emissions outside the band 5150-5350 MHz shall not exceed -27 dBm/MHz e.i.r.p. Any unwanted emissions that fall into the band 5250-5350 MHz shall be attenuated below the channel power by at least 26 dB, when measured using a resolution bandwidth between 1 and 5% of the occupied bandwidth (i.e. 99% bandwidth), above 5250 MHz.

Emissions outside the band 5470-5725 MHz shall not exceed -27 dBm/MHz e.i.r.p.

Devices operating in the band 5725-5850 MHz shall have e.i.r.p. of unwanted emissions comply with the following:

- a. 27 dBm/MHz at frequencies from the band edges decreasing linearly to 15.6 dBm/MHz at 5 MHz above or below the band edges;
- b. 15.6 dBm/MHz at 5 MHz above or below the band edges decreasing linearly to 10 dBm/MHz at 25 MHz above or below the band edges;
- c. 10 dBm/MHz at 25 MHz above or below the band edges decreasing linearly to -27 dBm/MHz at 75 MHz above or below the band edges; and
- d. -27 dBm/MHz at frequencies more than 75 MHz above or below the band edges.

Modulation: 802.11a (OFDM 54 Mbit/s)

Results

Transmit Freq (MHz)	Emission Freq (MHz)	Lvl (dBm)
5180	5149.75	-32.7
5180	5148.75	-32.8
5180	5149.25	-32.8
5180	5148.25	-33.7
5180	5146.75	-34.5
5180	5147.75	-34.7
5180	5146.25	-35.4
5180	5147.25	-35.6
5180	5145.75	-36.1
5240	5350.25	-53.3
5240	5357.25	-53.9
5240	5358.75	-54.0
5240	5354.25	-54.0
5240	5355.25	-54.1
5240	5367.75	-54.1
5240	5362.75	-54.3
5240	5423.25	-54.4
5240	5362.25	-54.5
5260	5148.75	-53.1
5260	5147.25	-53.1
5260	5146.25	-53.1
5260	5147.75	-53.2
5260	5149.75	-53.6
5260	5134.75	-53.6
5260	5114.75	-53.8
5260	5141.25	-53.9
5260	5141.75	-54.0
5320	5353.25	-34.2
5320	5350.25	-34.3
5320	5354.25	-34.9
5320	5350.75	-35.0
5320	5351.75	-35.2
5320	5352.75	-35.5
5320	5351.25	-35.6
5320	5352.25	-36.2
5320	5354.75	-36.5
5500	5469.75	-28.5
5500	5469.25	-28.7

Transmit Freq (MHz)	Emission Freq (MHz)	Lvl (dBm)
5500	5468.75	-28.8
5500	5468.25	-29.4
5500	5467.75	-29.8
5500	5467.25	-30.0
5500	5466.75	-30.7
5500	5466.25	-30.7
5500	5465.25	-30.7
5700	5725.25	-32.2
5700	5729.25	-32.3
5700	5728.75	-32.6
5700	5725.75	-32.6
5700	5726.25	-33.1
5700	5727.25	-33.1
5700	5726.75	-33.3
5700	5732.25	-33.5
5700	5727.75	-33.7
5745	5649.25	-55.5
5745	5642.75	-55.5
5745	5644.25	-55.6
5745	5645.75	-55.6
5745	5641.75	-55.7
5745	5630.75	-55.9
5745	5502.25	-55.9
5745	5637.75	-56.0
5745	5650.75	-55.5
5825	6742.75	-54.1
5825	6655.25	-54.1
5825	6788.25	-54.1
5825	6823.25	-54.2
5825	6565.25	-54.2
5825	6838.25	-54.2
5825	6849.75	-54.2
5825	6850	-54.2
5825	6788.75	-54.2
5180	5144.75	-36.2
5180	5145.25	-36.3
5180	5144.25	-37.1
5180	5143.75	-37.8
5180	5143.25	-38.2
5180	5142.75	-38.6

Transmit Freq (MHz)	Emission Freq (MHz)	Lvl (dBm)
5240	5352.75	-54.5
5240	5360.75	-54.6
5240	5357.75	-54.6
5240	5350.75	-54.6
5240	5353.75	-54.6
5240	5354.75	-54.6
5260	5142.25	-54.0
5260	5129.25	-54.0
5260	5120.25	-54.0
5260	5130.25	-54.1
5260	5143.25	-54.1
5260	5101.75	-54.1
5320	5353.75	-36.5
5320	5356.75	-36.7
5320	5357.25	-36.7
5320	5355.25	-36.8
5320	5356.25	-37.0
5320	5355.75	-37.3
5500	5464.75	-31.0
5500	5464.25	-31.4
5500	5462.75	-31.7
5500	5465.75	-31.9
5500	5461.75	-32.2
5500	5463.75	-32.2
5700	5731.75	-33.7
5700	5729.75	-33.9
5700	5730.25	-34.0
5700	5728.25	-34.1
5700	5732.75	-34.3
5700	5731.25	-34.4
5745	5648.75	-56.0
5745	5644.75	-56.0
5745	5636.25	-56.1
5745	5621.75	-56.1
5745	5643.25	-56.1
5745	5497.25	-56.1
5825	6825.25	-54.3
5825	6715.25	-54.3
5825	6808.75	-54.3
5825	6843.25	-54.3

Transmit Freq (MHz)	Emission Freq (MHz)	Lvl (dBm)
5825	5931.25	-54.3
5825	6835.75	-54.4

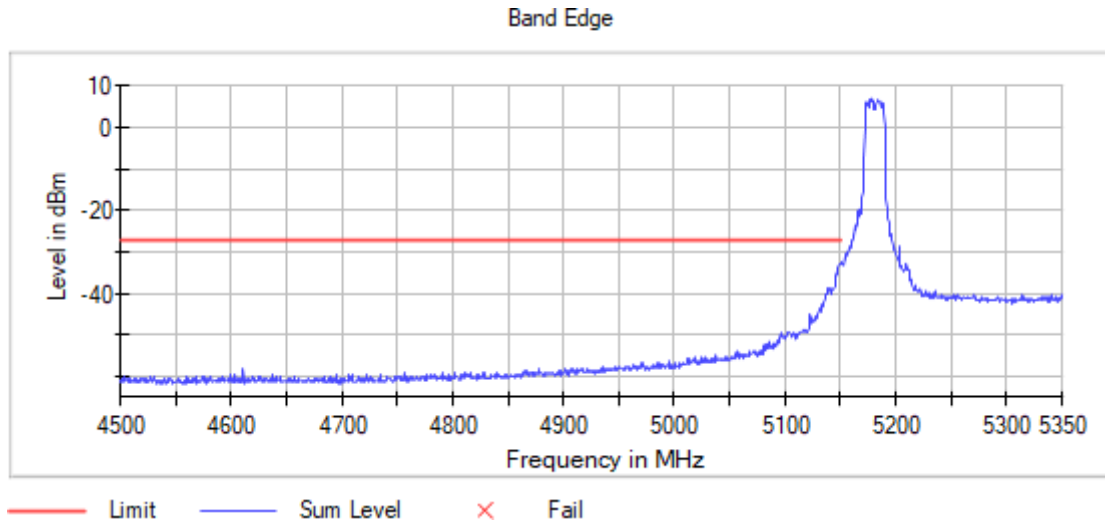
Verdict

Pass

Attachments

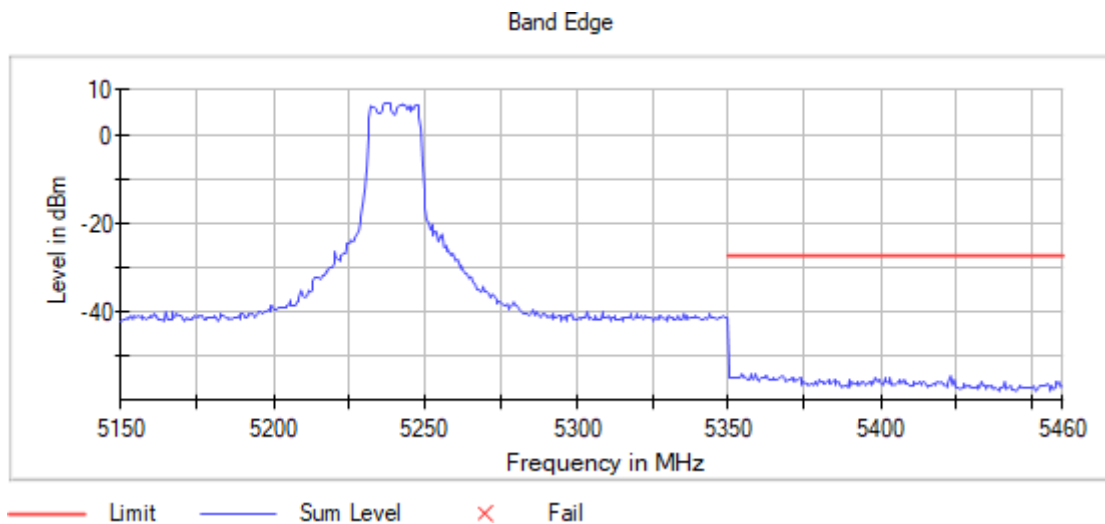
Frequency MHz = 5180.00000, Modulation = 802.11a (OFDM 54 Mbit/s), Mode = SISO A, Measurement Point = 1

Images:



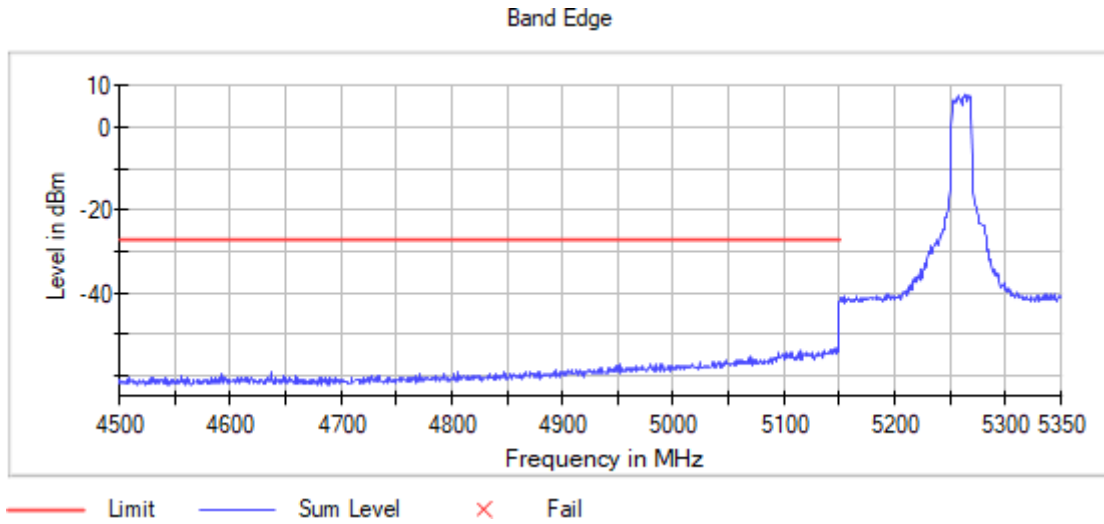
Frequency MHz = 5240.00000, Modulation = 802.11a (OFDM 54 Mbit/s), Mode = SISO A, Measurement Point = 1

Images:



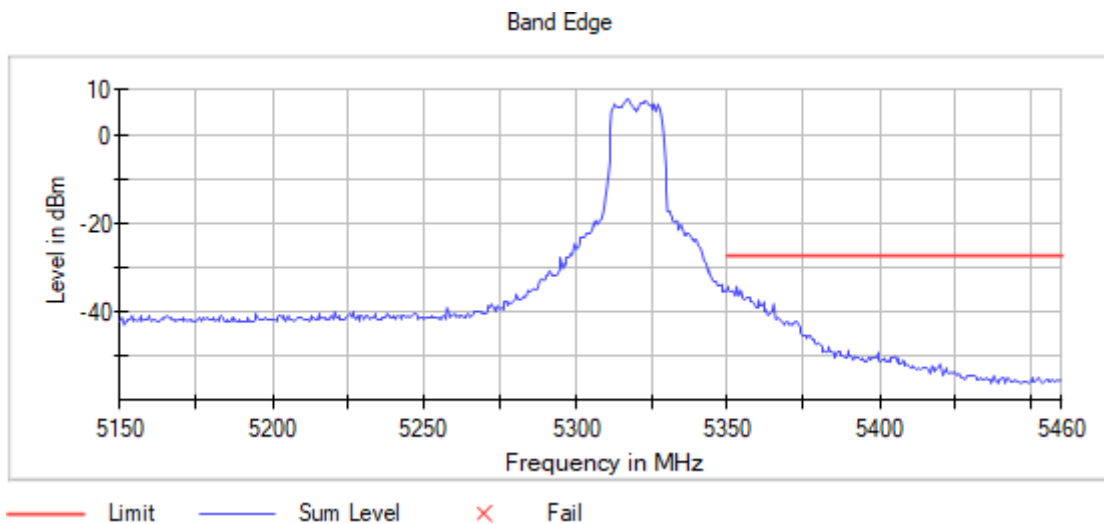
Frequency MHz = 5260.00000, Modulation = 802.11a (OFDM 54 Mbit/s), Mode = SISO A, Measurement Point = 1

Images:



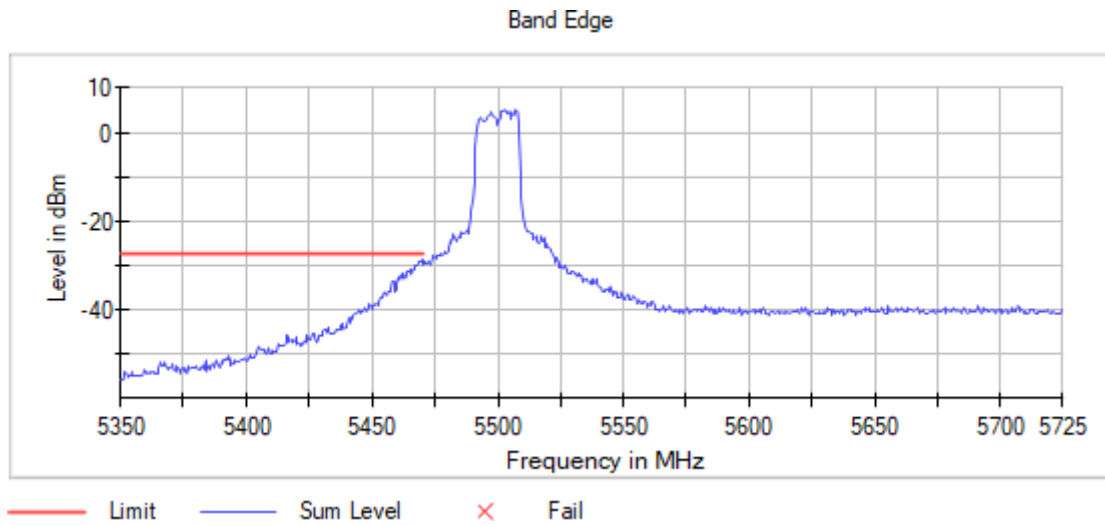
Frequency MHz = 5320.00000, Modulation = 802.11a (OFDM 54 Mbit/s), Mode = SISO A, Measurement Point = 1

Images:



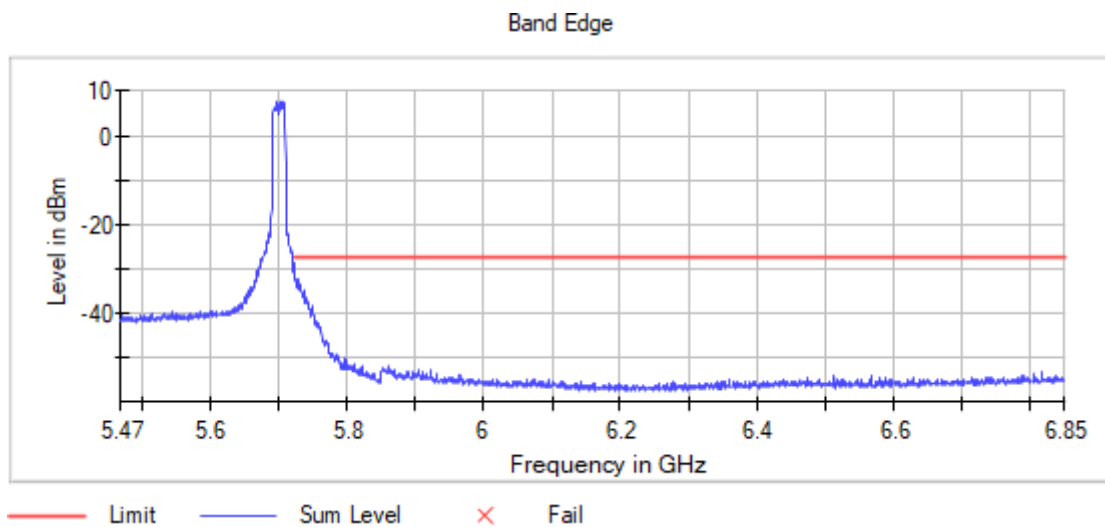
Frequency MHz = 5500.00000, Modulation = 802.11a (OFDM 54 Mbit/s), Mode = SISO A, Measurement Point = 1

Images:



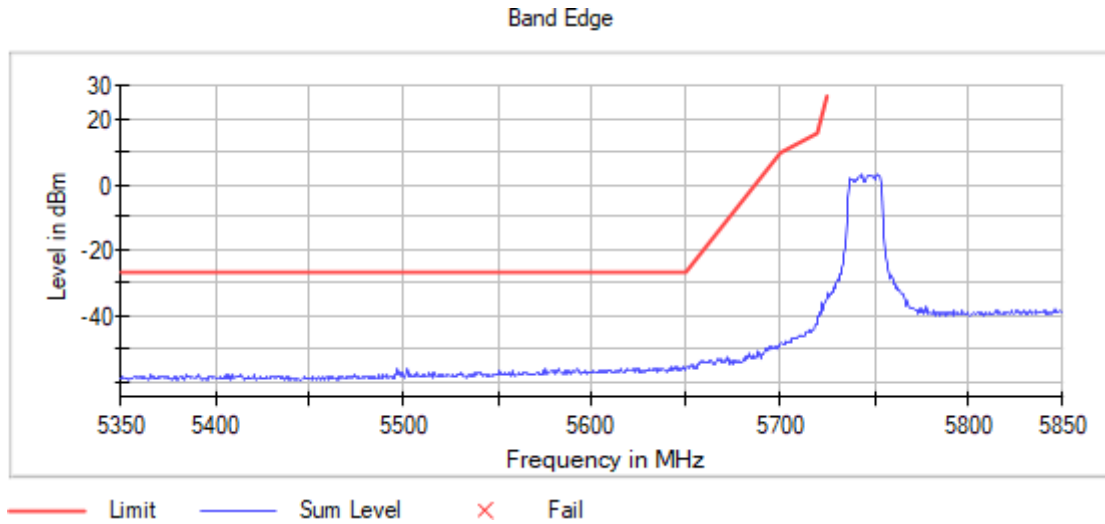
Frequency MHz = 5700.00000, Modulation = 802.11a (OFDM 54 Mbit/s), Mode = SISO A, Measurement Point = 1

Images:



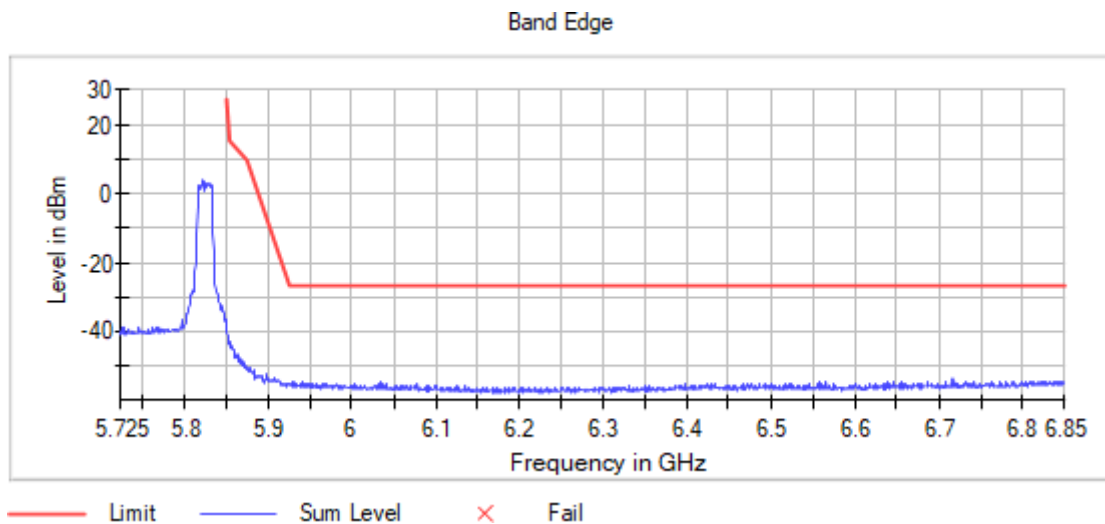
Frequency MHz = 5745.00000, Modulation = 802.11a (OFDM 54 Mbit/s), Mode = SISO A, Measurement Point = 1

Images:



Frequency MHz = 5825.00000, Modulation = 802.11a (OFDM 54 Mbit/s), Mode = SISO A, Measurement Point = 1

Images:



Modulation: 802.11n HT20 (OFDM MCS7)
Results

Transmit Freq (MHz)	Emission Freq (MHz)	Lvl (dBm)
5180	5149.75	-30.8
5180	5149.25	-31.5
5180	5148.75	-32.1
5180	5147.25	-32.4
5180	5147.75	-32.4
5180	5148.25	-32.5
5180	5146.75	-32.7
5180	5144.25	-33.4
5180	5146.25	-33.5
5240	5385.75	-53.6
5240	5374.75	-53.7
5240	5366.75	-53.8
5240	5366.25	-53.8
5240	5353.25	-54.0
5240	5365.25	-54.0
5240	5367.25	-54.0
5240	5357.75	-54.0
5240	5351.25	-54.0
5260	5139.25	-52.4
5260	5137.25	-52.6
5260	5132.75	-52.8
5260	5148.25	-52.8
5260	5141.25	-52.9
5260	5147.75	-53.0
5260	5148.75	-53.0
5260	5140.75	-53.2
5260	5138.75	-53.2
5320	5350.75	-31.7
5320	5350.25	-32.0
5320	5351.25	-32.7
5320	5352.25	-33.0
5320	5358.75	-33.1
5320	5351.75	-33.5
5320	5359.25	-33.5
5320	5352.75	-33.5
5320	5353.75	-34.2
5500	5467.75	-31.3

Transmit Freq (MHz)	Emission Freq (MHz)	Lvl (dBm)
5500	5468.25	-31.6
5500	5466.25	-31.7
5500	5468.75	-31.8
5500	5469.25	-31.8
5500	5469.75	-32.3
5500	5467.25	-33.7
5500	5466.75	-34.4
5500	5465.75	-34.9
5700	5725.25	-32.8
5700	5725.75	-33.7
5700	5729.75	-34.6
5700	5726.25	-34.8
5700	5726.75	-34.9
5700	5728.75	-34.9
5700	5727.75	-35.2
5700	5727.25	-35.5
5700	5728.25	-35.5
5745	5502.75	-52.3
5745	5502.25	-55.1
5745	5503.25	-55.3
5745	5619.25	-55.3
5745	5633.25	-55.4
5745	5648.25	-55.6
5745	5629.75	-55.7
5745	5628.25	-55.9
5745	5644.25	-56.0
5825	6837.25	-53.4
5825	6701.25	-53.8
5825	6675.75	-53.8
5825	6849.75	-54.0
5825	6850.00	-54.0
5825	6746.25	-54.1
5825	6837.75	-54.2
5825	6833.25	-54.2
5825	6832.75	-54.2
5180	5144.75	-33.8
5180	5145.25	-33.9
5180	5145.75	-34.1
5180	5143.25	-35.6
5180	5141.75	-35.6

Transmit Freq (MHz)	Emission Freq (MHz)	Lvl (dBm)
5180	5142.75	-35.8
5240	5361.75	-54.1
5240	5368.25	-54.1
5240	5364.25	-54.1
5240	5382.25	-54.2
5240	5360.75	-54.2
5240	5359.25	-54.3
5260	5143.75	-53.2
5260	5149.25	-53.3
5260	5136.75	-53.3
5260	5128.75	-53.3
5260	5146.75	-53.4
5260	5149.75	-53.4
5320	5354.75	-34.2
5320	5354.25	-34.4
5320	5357.25	-34.4
5320	5353.25	-34.5
5320	5355.75	-34.5
5320	5356.75	-34.8
5500	5464.25	-35.1
5500	5464.75	-35.4
5500	5462.75	-35.4
5500	5463.25	-35.5
5500	5465.25	-35.6
5500	5463.75	-35.8
5700	5731.75	-36.0
5700	5730.25	-36.1
5700	5731.25	-36.2
5700	5730.75	-36.2
5700	5729.25	-36.3
5700	5733.25	-36.4
5745	5632.75	-56.0
5745	5641.25	-56.0
5745	5647.75	-56.1
5745	5617.75	-56.1
5745	5635.75	-56.1
5745	5621.25	-56.2
5825	6798.75	-54.2
5825	6826.75	-54.3
5825	6841.25	-54.3

Transmit Freq (MHz)	Emission Freq (MHz)	Lvl (dBm)
5825	6813.75	-54.3
5825	6623.25	-54.3
5825	6792.25	-54.3

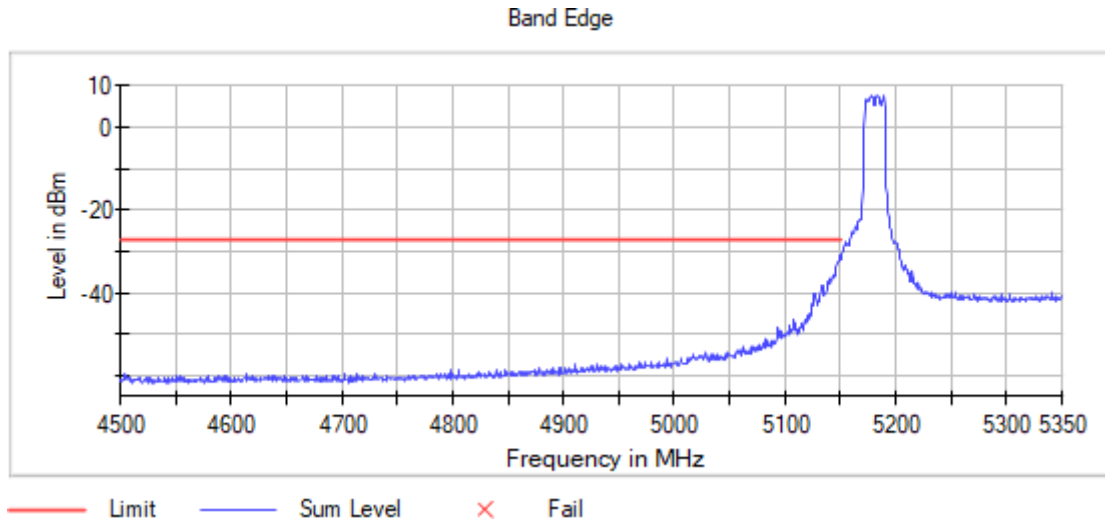
Verdict

Pass

Attachments

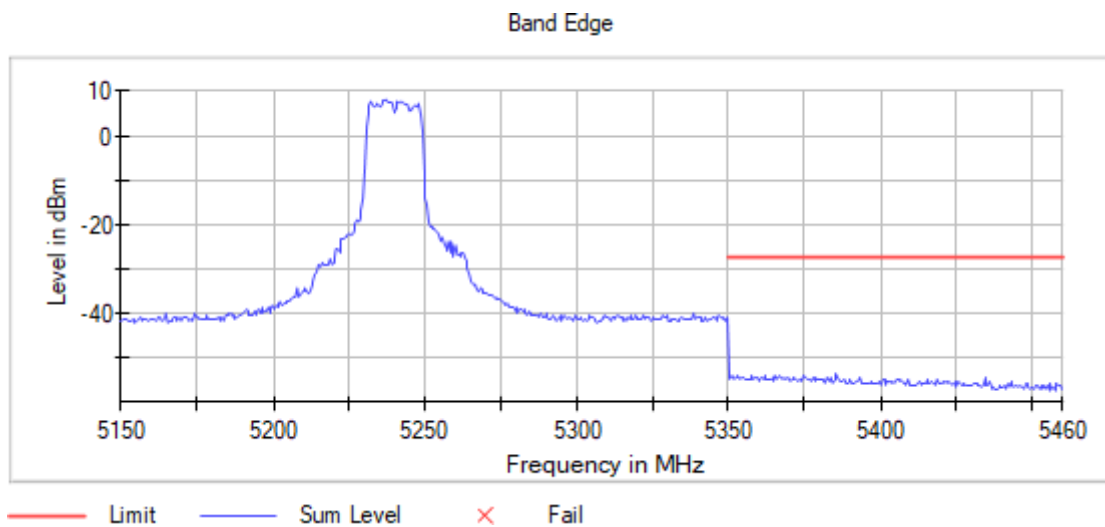
Frequency MHz = 5180.00000, Modulation = 802.11n HT20 (OFDM MCS7), Mode = SISO A, Measurement Point = 1

Images:



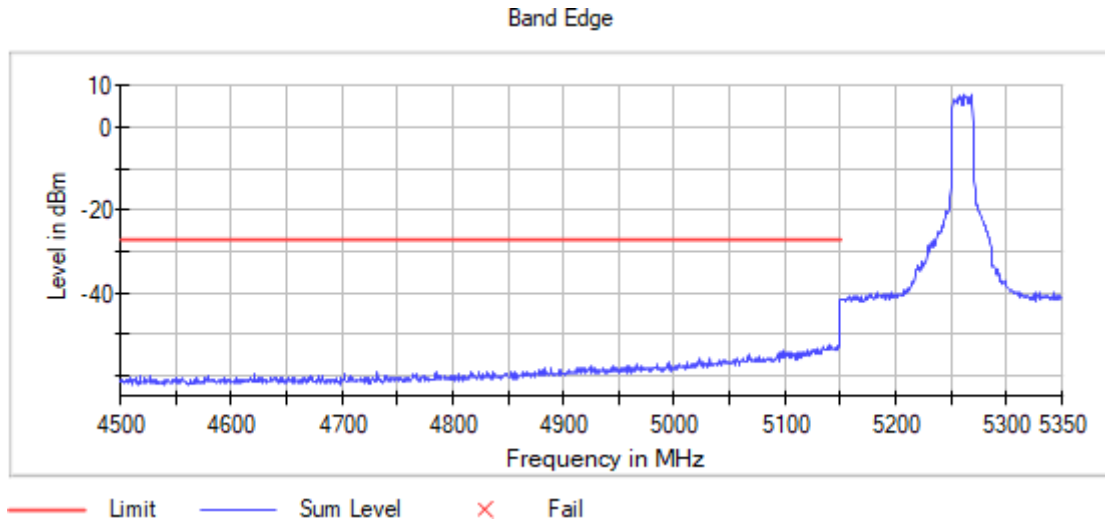
Frequency MHz = 5240.00000, Modulation = 802.11n HT20 (OFDM MCS7), Mode = SISO A, Measurement Point = 1

Images:



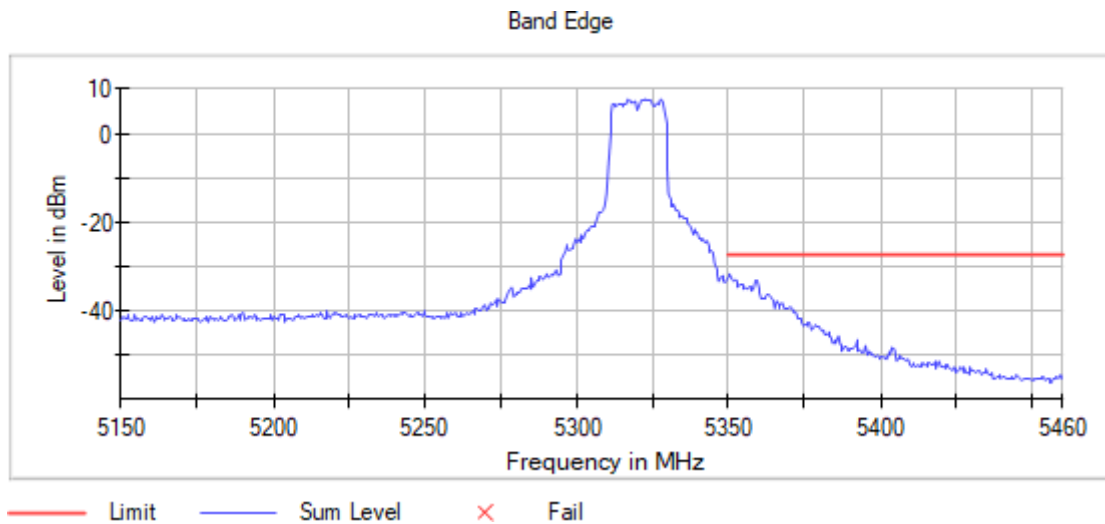
Frequency MHz = 5260.00000, Modulation = 802.11n HT20 (OFDM MCS7), Mode = SISO A, Measurement Point = 1

Images:



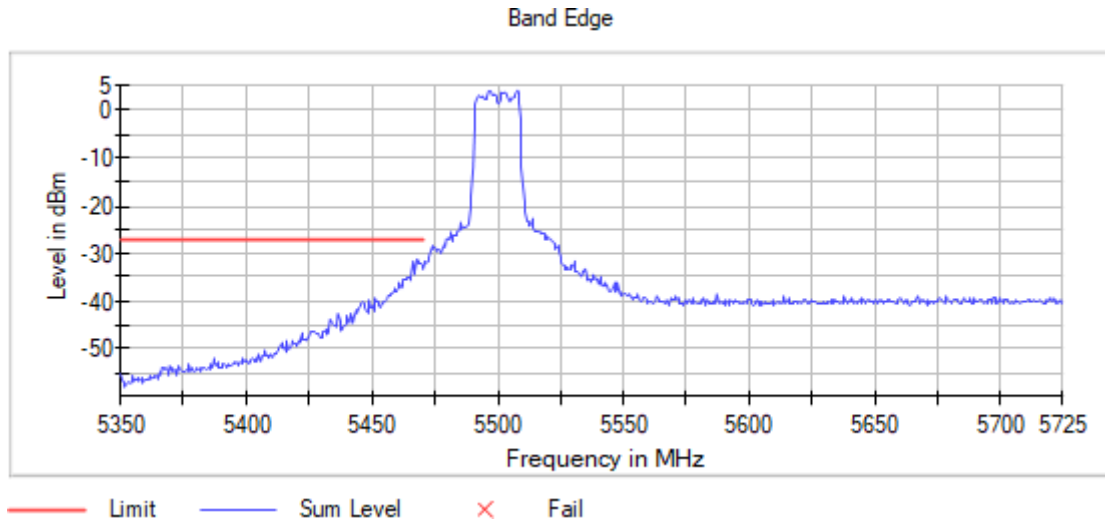
Frequency MHz = 5320.00000, Modulation = 802.11n HT20 (OFDM MCS7), Mode = SISO A, Measurement Point = 1

Images:



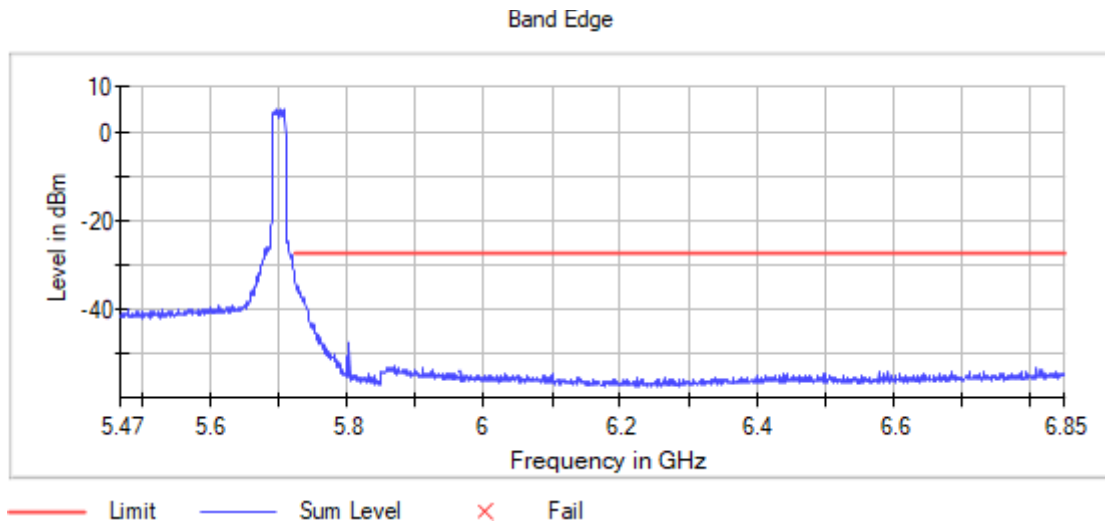
Frequency MHz = 5500.00000, Modulation = 802.11n HT20 (OFDM MCS7), Mode = SISO A, Measurement Point = 1

Images:



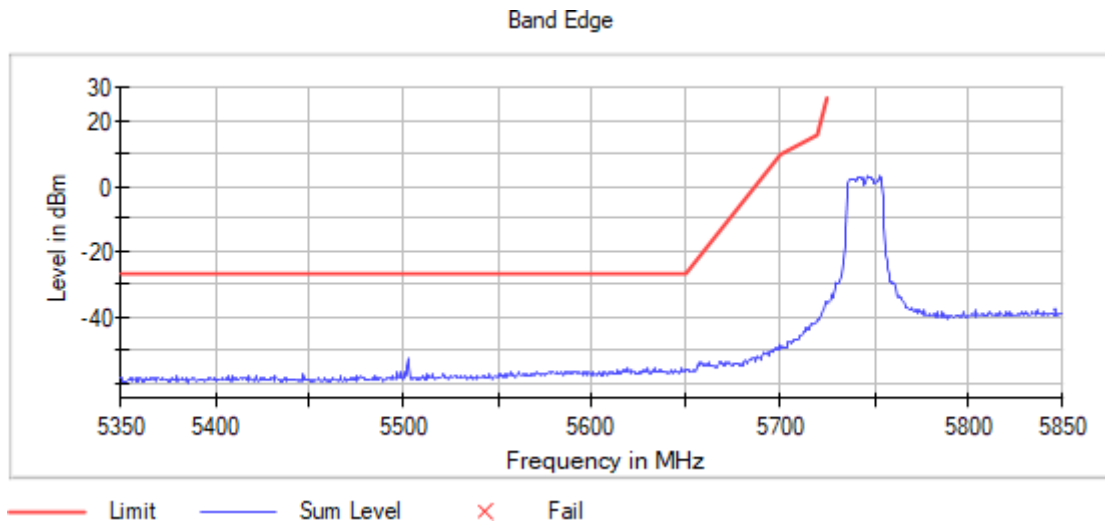
Frequency MHz = 5700.00000, Modulation = 802.11n HT20 (OFDM MCS7), Mode = SISO A, Measurement Point = 1

Images:



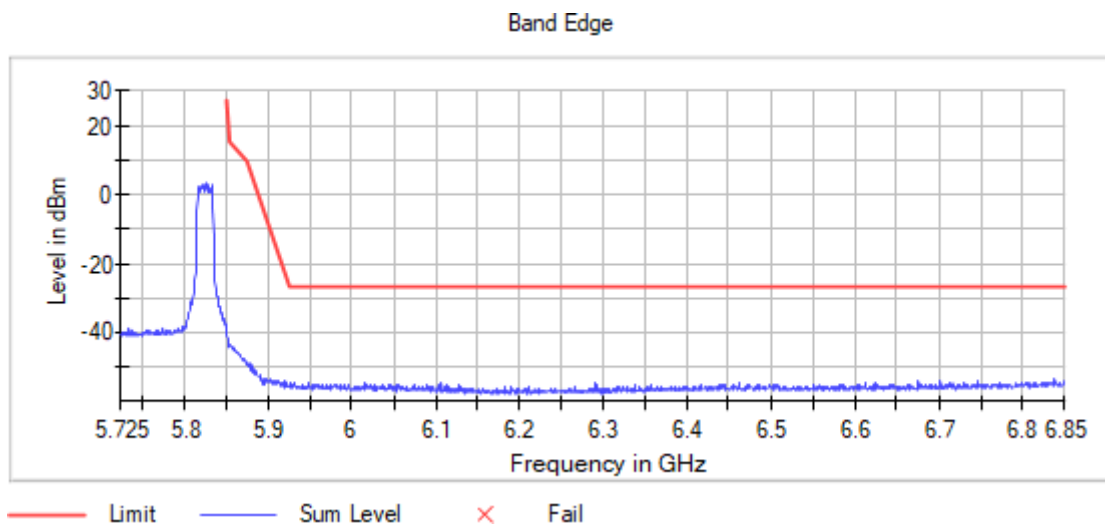
Frequency MHz = 5745.00000, Modulation = 802.11n HT20 (OFDM MCS7), Mode = SISO A, Measurement Point = 1

Images:



Frequency MHz = 5825.00000, Modulation = 802.11n HT20 (OFDM MCS7), Mode = SISO A, Measurement Point = 1

Images:



Modulation: 802.11n HT40 (OFDM MCS7)

Results

Transmit Freq (MHz)	Emission Freq (MHz)	Lvl (dBm)
5190	5143.25	-30.8
5190	5147.75	-31.9
5190	5148.25	-32.0
5190	5144.75	-32.3
5190	5149.75	-32.5
5190	5141.25	-32.8
5190	5145.75	-33.1
5190	5148.75	-33.2
5190	5147.25	-33.3
5230	5363.75	-52.0
5230	5355.25	-52.0
5230	5361.25	-52.4
5230	5351.75	-52.8
5230	5367.25	-52.8
5230	5369.25	-52.9
5230	5374.25	-53.0
5230	5358.75	-53.0
5230	5360.25	-53.1
5270	5119.75	-53.3
5270	5149.25	-53.9
5270	5141.25	-54.1
5270	5124.25	-54.2
5270	5131.75	-54.3
5270	5129.75	-54.5
5270	5139.25	-54.5
5270	5149.75	-54.6
5270	5142.75	-54.8
5310	5350.75	-31.3
5310	5351.25	-31.4
5310	5350.25	-32.3
5310	5352.25	-33.0
5310	5352.75	-33.1
5310	5354.75	-33.4
5310	5357.25	-33.4
5310	5354.25	-33.4

Transmit Freq (MHz)	Emission Freq (MHz)	Lvl (dBm)
5310	5355.25	-33.5
5510	5466.25	-29.4
5510	5469.75	-29.8
5510	5469.25	-30.2
5510	5466.75	-30.2
5510	5468.25	-30.4
5510	5464.75	-30.5
5510	5465.25	-30.9
5510	5467.25	-30.9
5510	5467.75	-31.0
5670	5725.75	-39.0
5670	5728.75	-39.3
5670	5725.25	-39.6
5670	5726.75	-39.6
5670	5727.25	-39.8
5670	5726.25	-40.0
5670	5730.75	-40.0
5670	5728.25	-40.3
5670	5727.75	-40.3
5755	5661.25	-33.6
5755	5660.75	-34.5
5755	5650.25	-50.8
5755	5625.75	-51.9
5755	5645.75	-51.9
5755	5620.75	-52.1
5755	5644.75	-52.4
5755	5649.75	-52.5
5755	5628.25	-52.5
5795	5950.25	-52.0
5795	5925.75	-52.2
5795	5931.75	-52.2
5795	5924.75	-52.1
5795	5931.25	-52.3
5795	5926.25	-52.5
5795	5923.75	-51.6
5795	5926.75	-52.6
5795	5942.75	-52.6
5190	5144.25	-33.4
5190	5145.25	-33.5
5190	5146.75	-33.5

Transmit Freq (MHz)	Emission Freq (MHz)	Lvl (dBm)
5190	5149.25	-33.6
5190	5146.25	-33.7
5190	5143.75	-33.9
5230	5351.25	-53.2
5230	5355.75	-53.2
5230	5360.75	-53.2
5230	5350.25	-53.2
5230	5384.75	-53.3
5230	5373.75	-53.4
5270	5143.75	-54.9
5270	5135.25	-54.9
5270	5120.75	-54.9
5270	5123.25	-55.2
5270	5140.75	-55.2
5270	5147.25	-55.2
5310	5351.75	-33.6
5310	5353.25	-33.8
5310	5353.75	-33.9
5310	5356.25	-34.9
5310	5355.75	-35.0
5310	5358.75	-35.6
5510	5463.25	-31.0
5510	5468.75	-31.1
5510	5465.75	-31.5
5510	5463.75	-32.0
5510	5462.75	-32.0
5510	5462.25	-32.0
5670	5729.25	-40.5
5670	5732.75	-40.8
5670	5731.25	-40.9
5670	5730.25	-41.0
5670	5732.25	-41.2
5670	5733.25	-41.5
5755	5642.25	-52.5
5755	5647.25	-52.6
5755	5635.75	-52.7
5755	5647.75	-52.7
5755	5625.25	-52.7
5755	5619.75	-52.7
5795	5925.25	-52.6

Transmit Freq (MHz)	Emission Freq (MHz)	Lvl (dBm)
5795	5954.75	-52.7
5795	5930.75	-52.7
5795	5927.75	-52.7
5795	5930.25	-52.7
5795	5949.75	-52.7

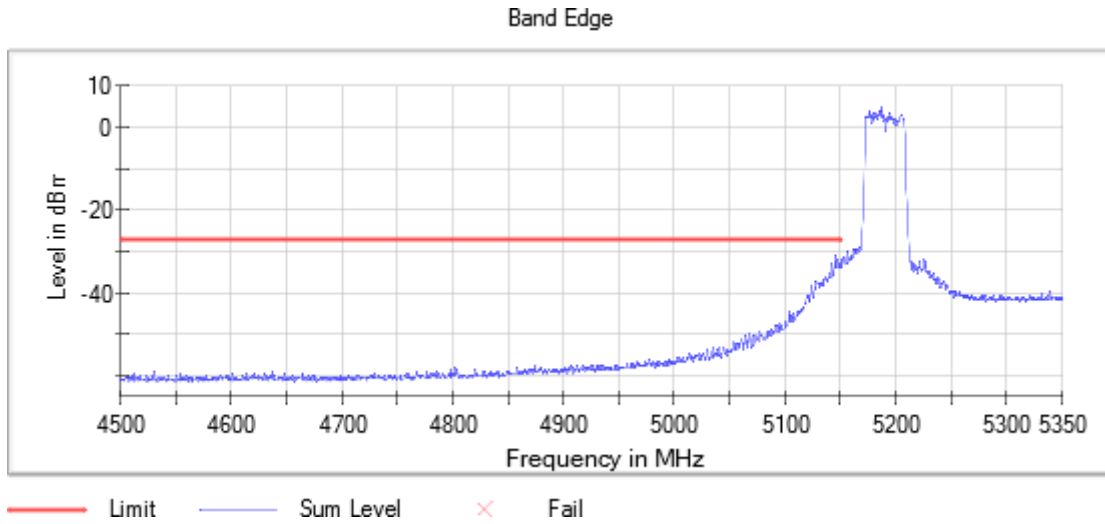
Verdict

Pass

Attachments

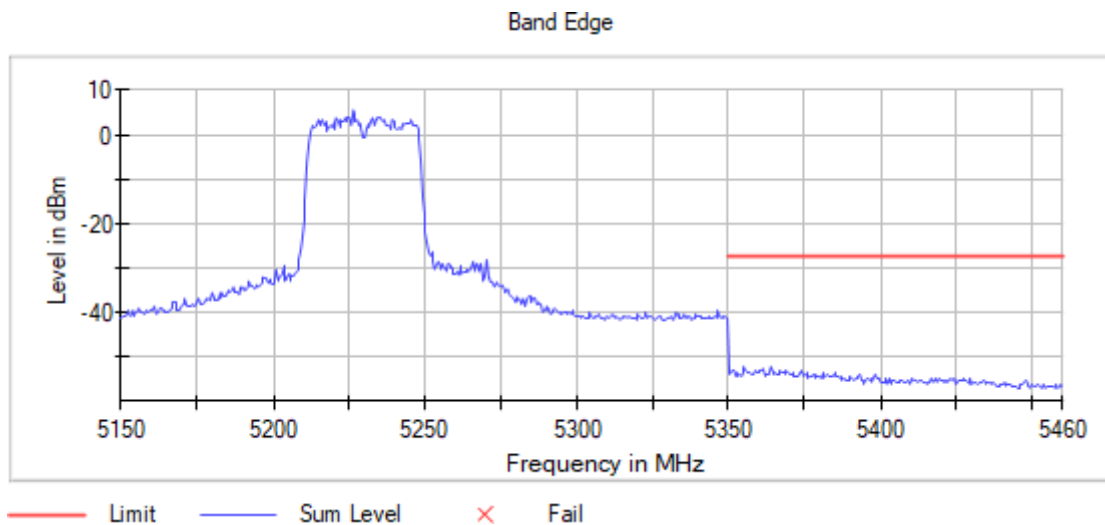
Frequency MHz = 5190.00000, Modulation = 802.11n HT40 (OFDM MCS7), Mode = SISO A, Measurement Point = 1

Images:



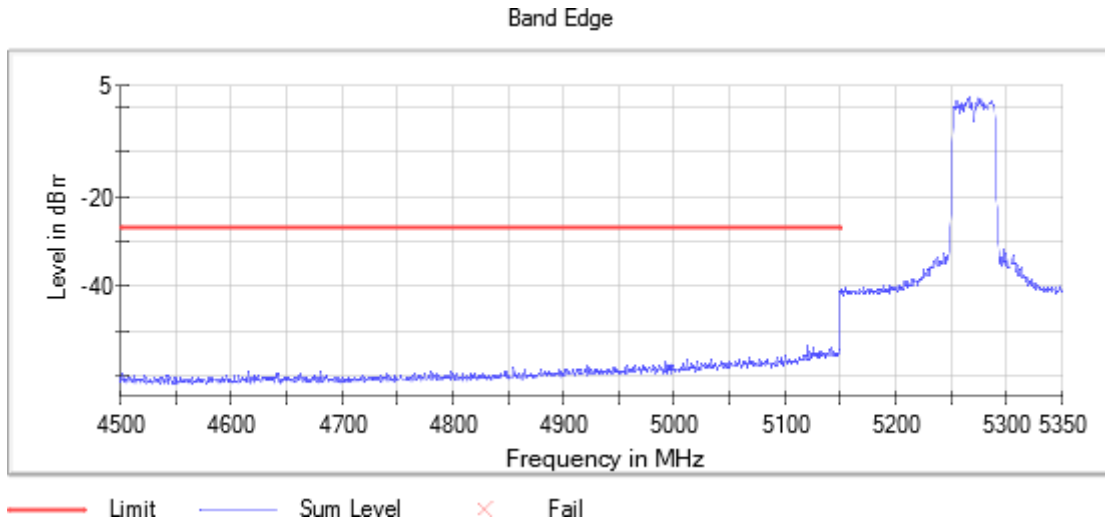
Frequency MHz = 5230.00000, Modulation = 802.11n HT40 (OFDM MCS7), Mode = SISO A, Measurement Point = 1

Images:



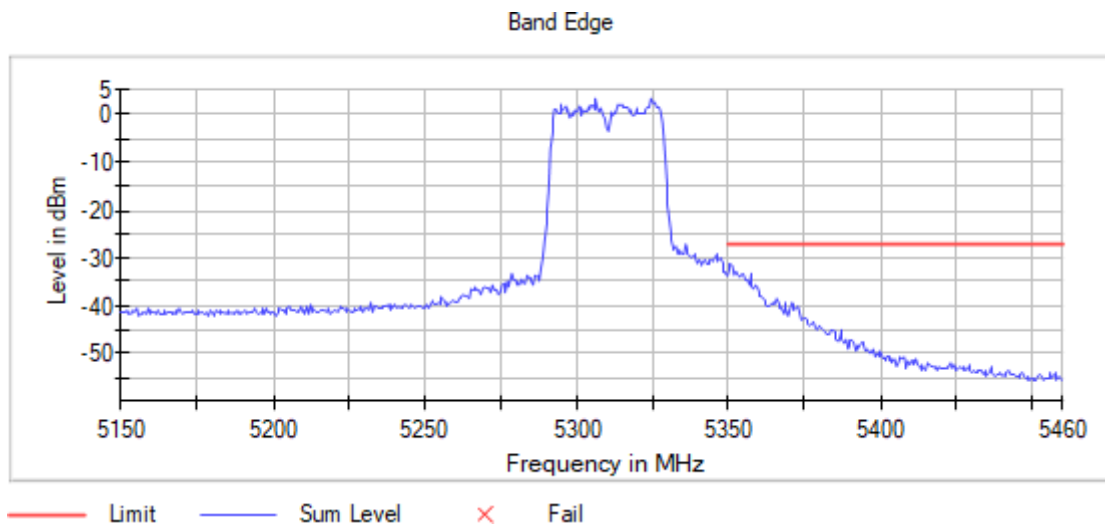
Frequency MHz = 5270.00000, Modulation = 802.11n HT40 (OFDM MCS7), Mode = SISO A, Measurement Point = 1

Images:



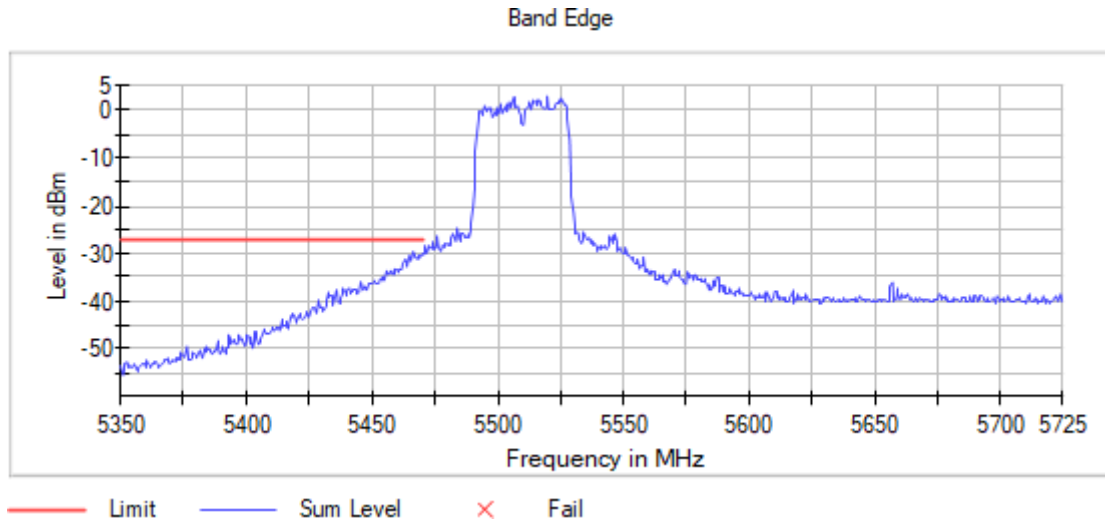
Frequency MHz = 5310.00000, Modulation = 802.11n HT40 (OFDM MCS7), Mode = SISO A, Measurement Point = 1

Images:



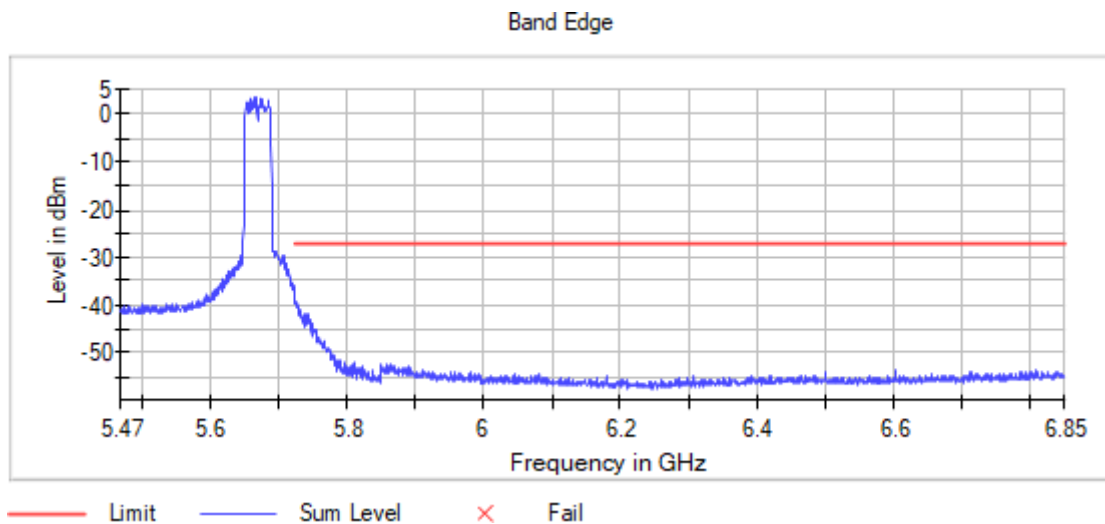
Frequency MHz = 5510.00000, Modulation = 802.11n HT40 (OFDM MCS7), Mode = SISO A, Measurement Point = 1

Images:



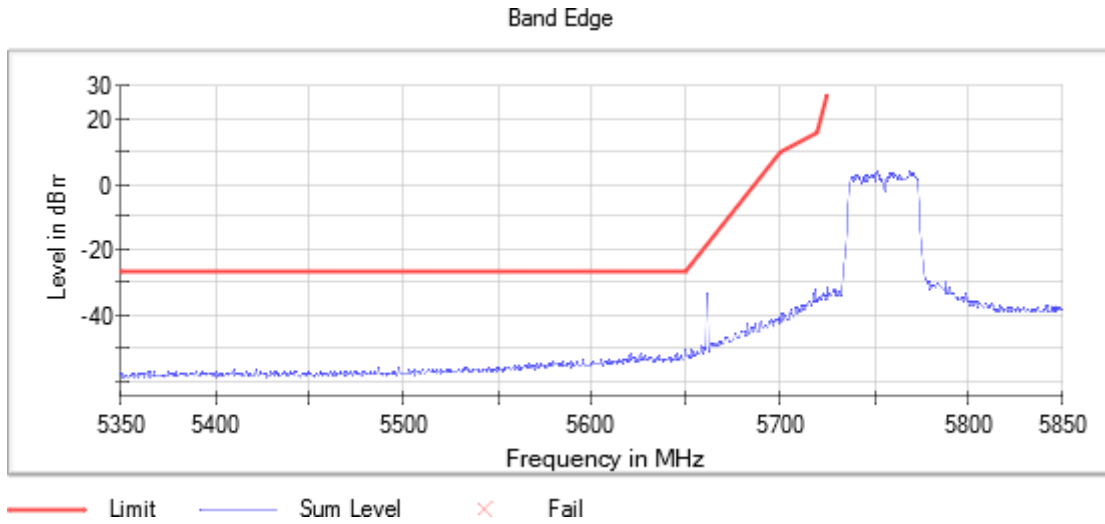
Frequency MHz = 5670.00000, Modulation = 802.11n HT40 (OFDM MCS7), Mode = SISO A, Measurement Point = 1

Images:



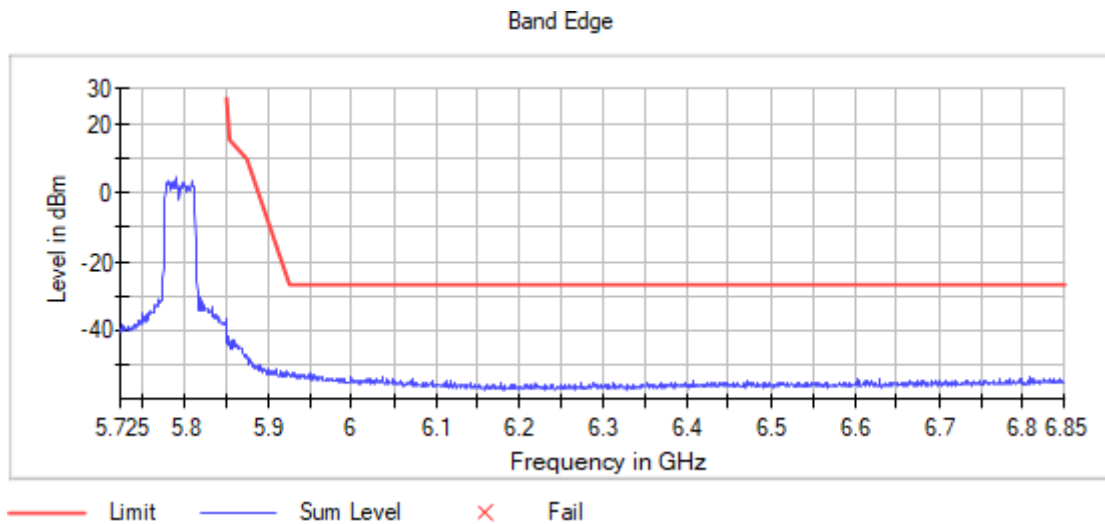
Frequency MHz = 5755.00000, Modulation = 802.11n HT40 (OFDM MCS7), Mode = SISO A, Measurement Point = 1

Images:



Frequency MHz = 5795.00000, Modulation = 802.11n HT40 (OFDM MCS7), Mode = SISO A, Measurement Point = 1

Images:



Modulation: 802.11ac VHT20 SS1 (OFDM MCS8)

Results

Transmit Freq (MHz)	Emission Freq (MHz)	Lvl (dBm)
5180	5147.25	-30.2
5180	5149.75	-31.4
5180	5149.25	-31.5
5180	5148.75	-31.7
5180	5148.25	-32.6
5180	5147.75	-32.7
5180	5145.75	-32.8
5180	5146.25	-32.8
5180	5146.75	-32.9
5240	5386.75	-53.5
5240	5366.75	-53.8
5240	5359.75	-53.8
5240	5353.25	-53.9
5240	5362.75	-54.1
5240	5355.25	-54.1
5240	5350.25	-54.2
5240	5373.75	-54.2
5240	5361.75	-54.3
5260	5144.25	-50.2
5260	5143.75	-50.8
5260	5143.25	-50.9
5260	5142.75	-51.0
5260	5148.75	-51.1
5260	5139.25	-51.2
5260	5149.75	-51.3
5260	5142.25	-51.3
5260	5146.25	-51.4
5320	5351.25	-31.7
5320	5350.25	-32.0
5320	5351.75	-32.0
5320	5352.25	-32.3
5320	5350.75	-32.3
5320	5353.25	-33.5
5320	5352.75	-33.6
5320	5354.75	-33.6

Transmit Freq (MHz)	Emission Freq (MHz)	Lvl (dBm)
5320	5354.25	-34.4
5500	5468.75	-27.6
5500	5469.75	-28.0
5500	5469.25	-29.4
5500	5468.25	-30.1
5500	5467.25	-30.2
5500	5467.75	-30.5
5500	5466.75	-30.8
5500	5465.25	-31.6
5500	5466.25	-31.8
5700	5725.25	-31.2
5700	5725.75	-32.6
5700	5726.75	-33.1
5700	5726.25	-33.3
5700	5728.75	-33.6
5700	5728.25	-34.2
5700	5732.75	-34.2
5700	5727.75	-34.3
5700	5727.25	-34.3
5745	5647.25	-55.1
5745	5647.75	-55.4
5745	5640.75	-55.4
5745	5632.25	-55.5
5745	5641.25	-55.8
5745	5626.75	-55.9
5745	5639.25	-56.0
5745	5649.75	-56.0
5745	5579.25	-56.1
5825	6810.75	-53.5
5825	6844.75	-53.7
5825	6827.25	-53.9
5825	6842.75	-53.9
5825	6838.75	-54.0
5825	6820.75	-54.2
5825	6800.75	-54.3
5825	6829.75	-54.4
5825	6819.75	-54.5
5180	5143.75	-33.1
5180	5143.25	-33.1
5180	5144.25	-33.6

Transmit Freq (MHz)	Emission Freq (MHz)	Lvl (dBm)
5180	5142.75	-33.7
5180	5144.75	-33.9
5180	5145.25	-33.9
5240	5382.25	-54.3
5240	5398.25	-54.3
5240	5350.75	-54.3
5240	5385.25	-54.3
5240	5373.25	-54.4
5240	5365.75	-54.4
5260	5149.25	-51.5
5260	5140.75	-51.5
5260	5144.75	-51.5
5260	5124.75	-51.6
5260	5145.75	-51.7
5260	5147.75	-51.8
5320	5355.75	-34.5
5320	5353.75	-34.6
5320	5356.25	-34.8
5320	5355.25	-35.0
5320	5358.25	-35.2
5320	5360.25	-35.3
5500	5465.75	-32.0
5500	5463.25	-32.6
5500	5464.25	-32.7
5500	5463.75	-33.2
5500	5464.75	-33.5
5500	5462.75	-33.7
5700	5729.75	-34.7
5700	5730.25	-34.8
5700	5734.25	-34.8
5700	5729.25	-35.2
5700	5730.75	-35.2
5700	5732.25	-35.4
5745	5592.75	-56.1
5745	5646.25	-56.1
5745	5541.25	-56.1
5745	5602.75	-56.2
5745	5631.75	-56.2
5745	5578.75	-56.2
5825	6848.75	-54.5

Transmit Freq (MHz)	Emission Freq (MHz)	Lvl (dBm)
5825	6692.75	-54.5
5825	6824.75	-54.5
5825	5932.25	-54.6
5825	6844.25	-54.6
5825	6722.25	-54.6

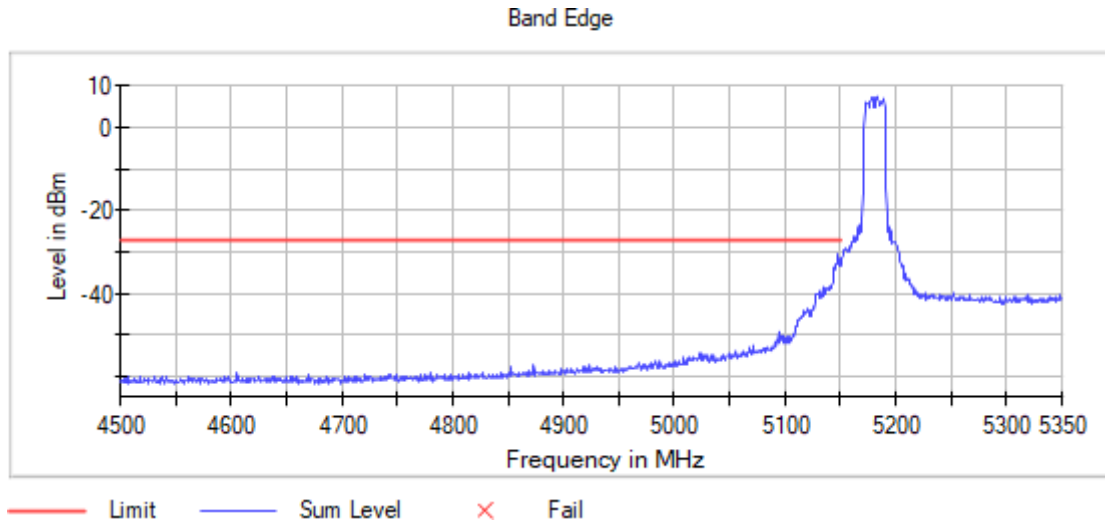
Verdict

Pass

Attachments

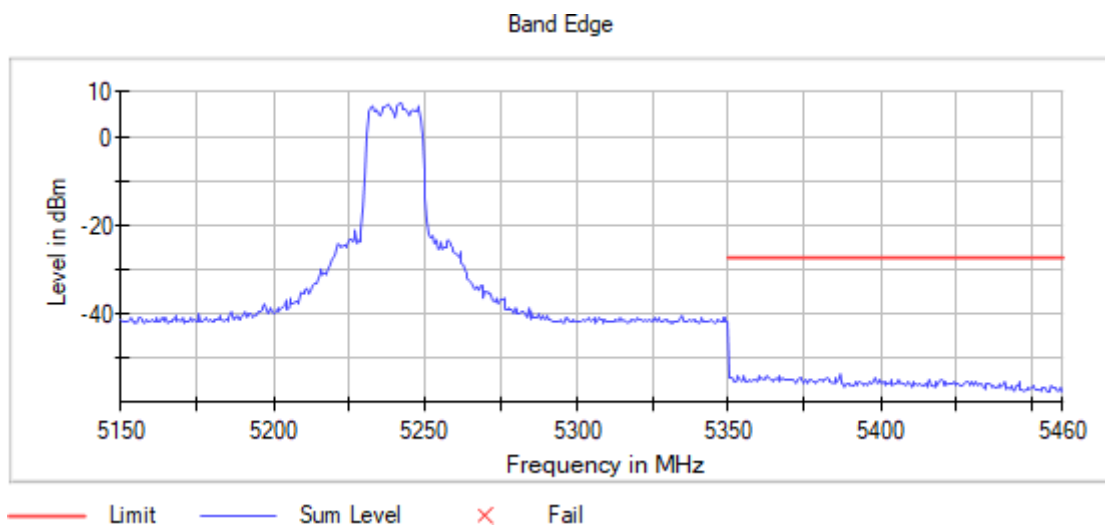
Frequency MHz = 5180.00000, Modulation = 802.11ac VHT20 SS1 (OFDM MCS8), Mode = SISO A, Measurement Point = 1

Images:



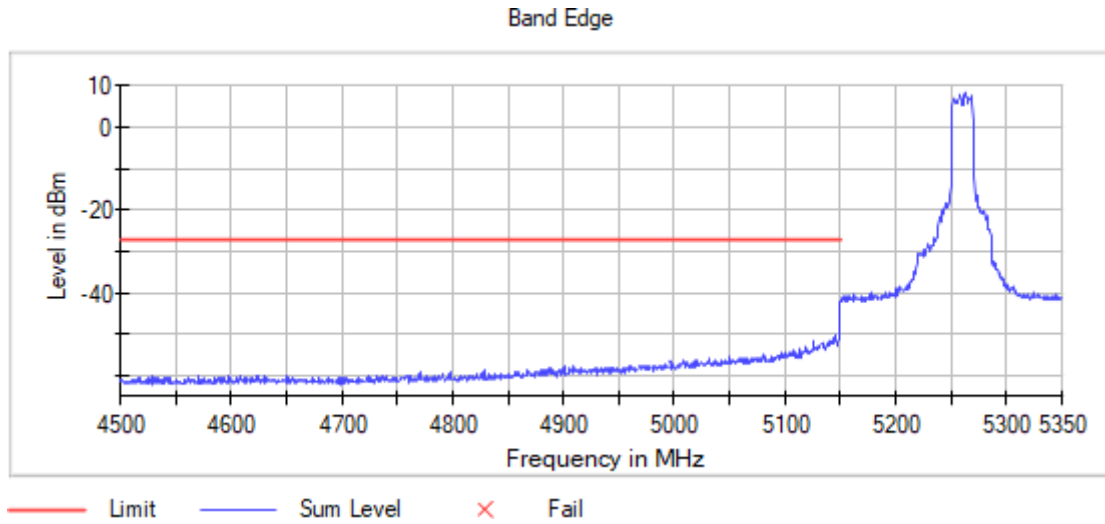
Frequency MHz = 5240.00000, Modulation = 802.11ac VHT20 SS1 (OFDM MCS8), Mode = SISO A, Measurement Point = 1

Images:



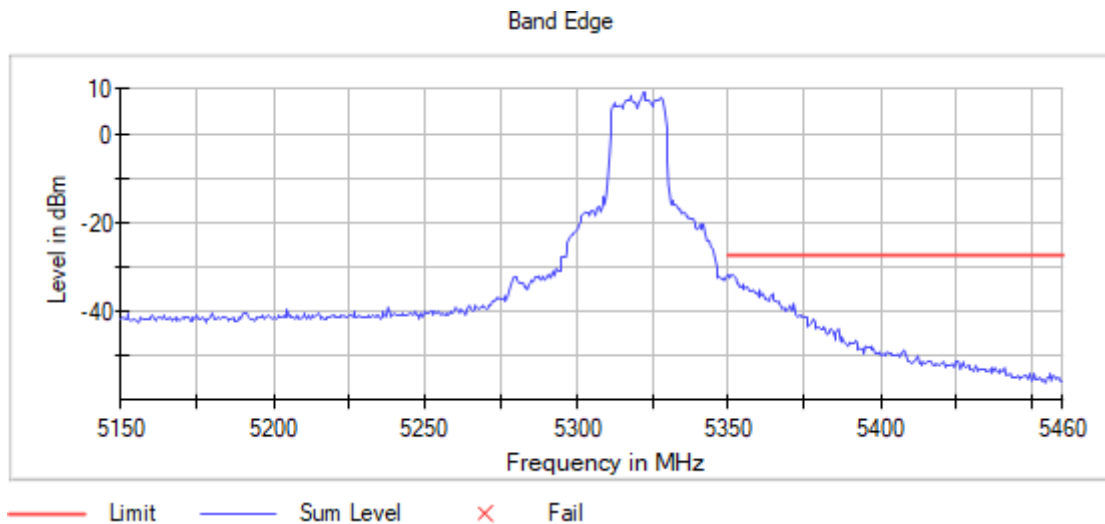
Frequency MHz = 5260.00000, Modulation = 802.11ac VHT20 SS1 (OFDM MCS8), Mode = SISO A,
Measurement Point = 1

Images:



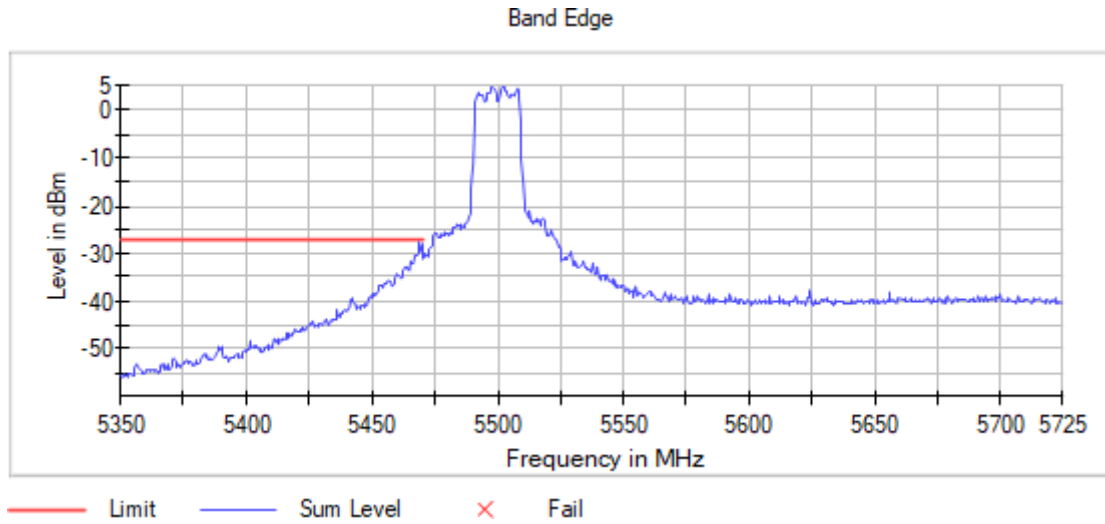
Frequency MHz = 5320.00000, Modulation = 802.11ac VHT20 SS1 (OFDM MCS8), Mode = SISO A,
Measurement Point = 1

Images:



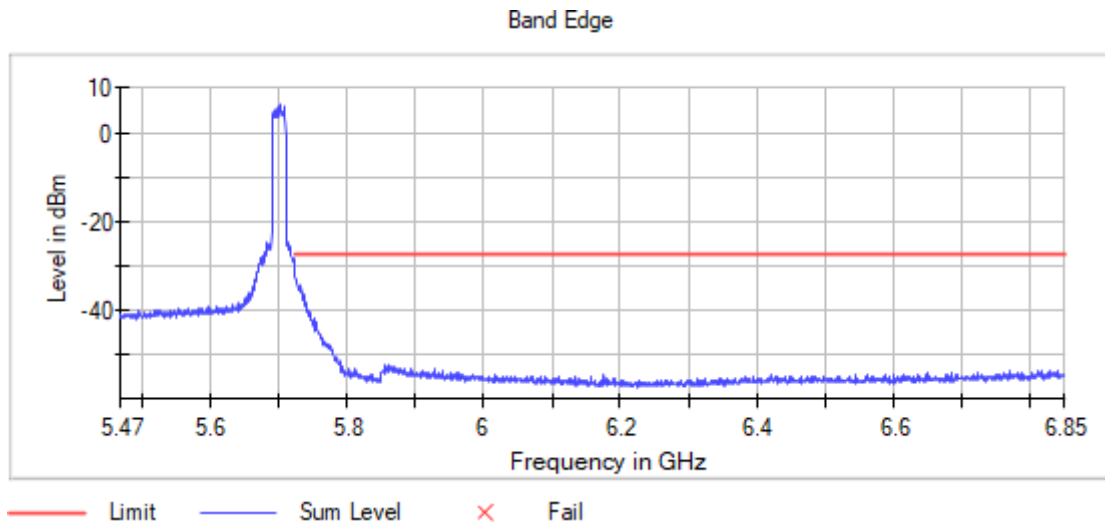
Frequency MHz = 5500.00000, Modulation = 802.11ac VHT20 SS1 (OFDM MCS8), Mode = SISO A,
Measurement Point = 1

Images:



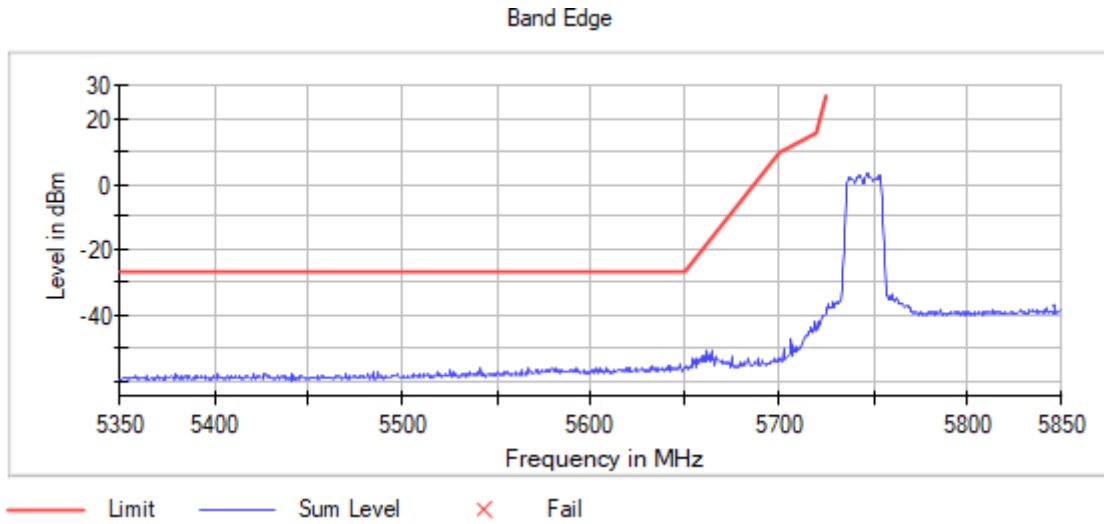
Frequency MHz = 5700.00000, Modulation = 802.11ac VHT20 SS1 (OFDM MCS8), Mode = SISO A,
Measurement Point = 1

Images:



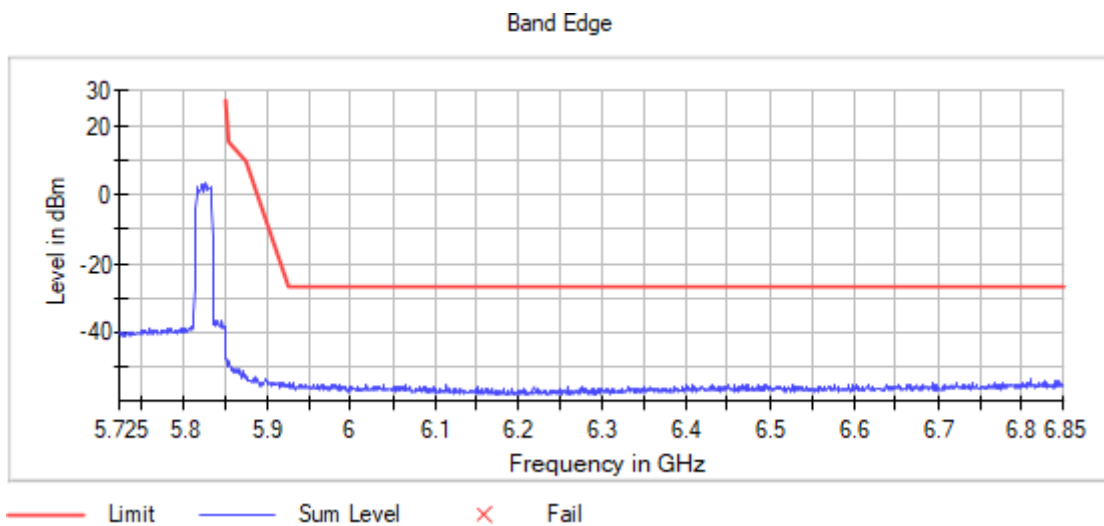
Frequency MHz = 5745.00000, Modulation = 802.11ac VHT20 SS1 (OFDM MCS8), Mode = SISO A,
Measurement Point = 1

Images:



Frequency MHz = 5825.00000, Modulation = 802.11ac VHT20 SS1 (OFDM MCS8), Mode = SISO A,
Measurement Point = 1

Images:



Modulation: 802.11ac VHT40 SS1 (OFDM MCS9)
Results

Transmit Freq (MHz)	Emission Freq (MHz)	Lvl (dBm)
5190	5147.75	-30.9
5190	5148.75	-31.3
5190	5149.75	-32.0
5190	5149.25	-32.1
5190	5147.25	-32.2
5190	5146.25	-32.4
5190	5145.25	-32.5
5190	5146.75	-32.6
5190	5148.25	-32.6
5230	5352.75	-52.0
5230	5353.25	-52.2
5230	5350.25	-52.3
5230	5351.75	-52.5
5230	5363.75	-52.7
5230	5351.25	-52.7
5230	5354.25	-52.8
5230	5360.25	-52.8
5230	5352.25	-52.8
5270	5141.75	-51.1
5270	5133.25	-51.4
5270	5144.25	-51.8
5270	5141.25	-51.8
5270	5133.75	-52.0
5270	5132.75	-52.1
5270	5140.75	-52.2
5270	5145.75	-52.2
5270	5146.25	-52.2
5310	5350.25	-30.5
5310	5354.75	-30.6
5310	5352.75	-31.3
5310	5350.75	-31.4
5310	5351.75	-31.4
5310	5351.25	-31.5
5310	5356.25	-31.8
5310	5354.25	-31.9
5310	5355.25	-32.1
5510	5469.75	-28.2

Transmit Freq (MHz)	Emission Freq (MHz)	Lvl (dBm)
5510	5468.75	-28.4
5510	5469.25	-28.5
5510	5467.25	-29.0
5510	5468.25	-29.1
5510	5466.75	-29.2
5510	5467.75	-29.3
5510	5465.25	-29.3
5510	5465.75	-29.6
5670	5725.25	-38.3
5670	5728.25	-38.6
5670	5728.75	-39.3
5670	5730.25	-39.5
5670	5731.25	-39.5
5670	5730.75	-39.5
5670	5725.75	-39.5
5670	5727.75	-39.5
5670	5731.75	-39.6
5755	5643.75	-51.0
5755	5638.75	-51.1
5755	5648.25	-51.1
5755	5650.25	-51.2
5755	5638.25	-51.5
5755	5649.75	-51.6
5755	5650.75	-51.3
5755	5645.25	-51.9
5755	5641.75	-52.0
5795	5928.25	-51.4
5795	5923.75	-50.6
5795	5928.75	-51.7
5795	5963.25	-52.0
5795	5930.75	-52.1
5795	5927.75	-52.1
5795	5929.25	-52.2
5795	5924.25	-51.7
5795	5927.25	-52.3
5190	5145.75	-32.7
5190	5141.25	-32.8
5190	5142.75	-33.0
5190	5141.75	-33.2
5190	5139.75	-33.6

Transmit Freq (MHz)	Emission Freq (MHz)	Lvl (dBm)
5190	5140.75	-33.6
5230	5357.75	-52.8
5230	5392.75	-52.9
5230	5369.25	-52.9
5230	5372.75	-52.9
5230	5350.75	-53.0
5230	5359.75	-53.0
5270	5134.25	-52.2
5270	5148.75	-52.3
5270	5142.75	-52.3
5270	5140.25	-52.3
5270	5146.75	-52.3
5270	5145.25	-52.4
5310	5353.75	-32.5
5310	5352.25	-32.6
5310	5353.25	-32.7
5310	5357.75	-33.6
5310	5357.25	-33.8
5310	5355.75	-33.9
5510	5466.25	-29.6
5510	5464.25	-30.2
5510	5464.75	-30.2
5510	5463.75	-30.2
5510	5461.75	-30.6
5510	5461.25	-30.9
5670	5729.75	-39.7
5670	5732.25	-39.7
5670	5726.75	-39.8
5670	5729.25	-40.0
5670	5726.25	-40.1
5670	5727.25	-40.1
5755	5644.75	-52.1
5755	5651.25	-51.2
5755	5641.25	-52.1
5755	5639.25	-52.2
5755	5645.75	-52.2
5755	5643.25	-52.2
5795	5945.75	-52.3
5795	5924.75	-52.1
5795	5941.75	-52.4

Transmit Freq (MHz)	Emission Freq (MHz)	Lvl (dBm)
5795	5925.25	-52.4
5795	5926.75	-52.5
5795	5934.75	-52.5

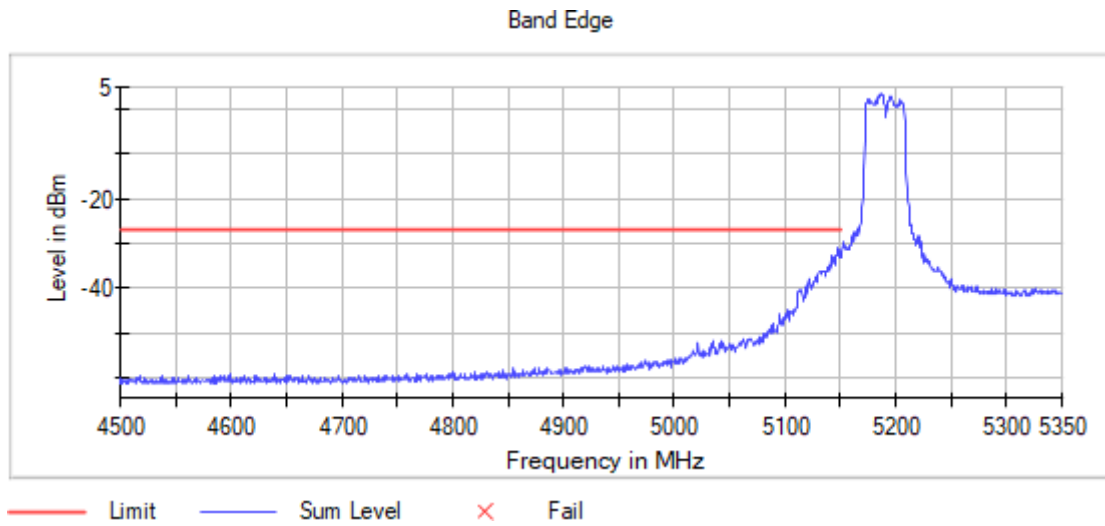
Verdict

Pass

Attachments

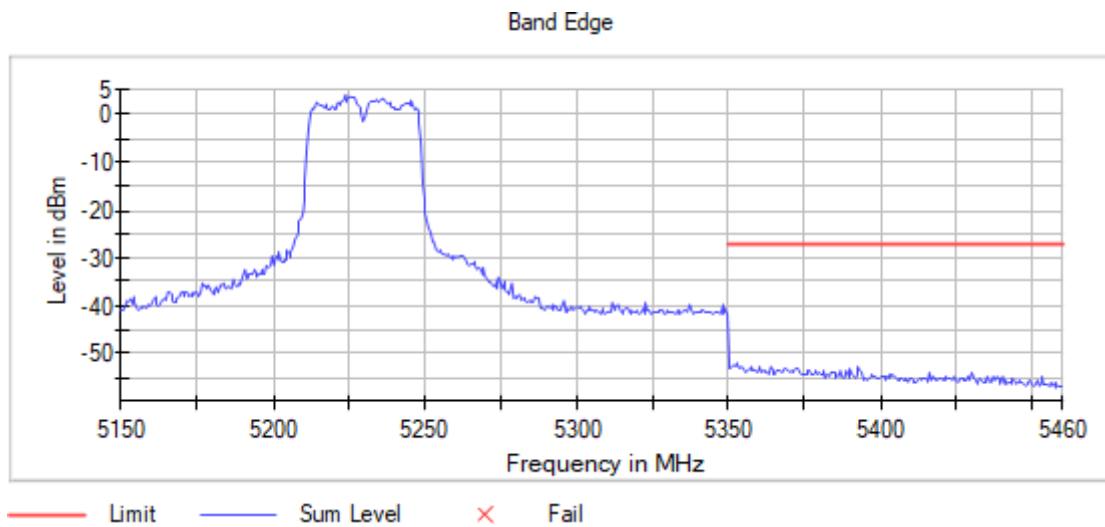
Frequency MHz = 5190.00000, Modulation = 802.11ac VHT40 SS1 (OFDM MCS9), Mode = SISO A, Measurement Point = 1

Images:



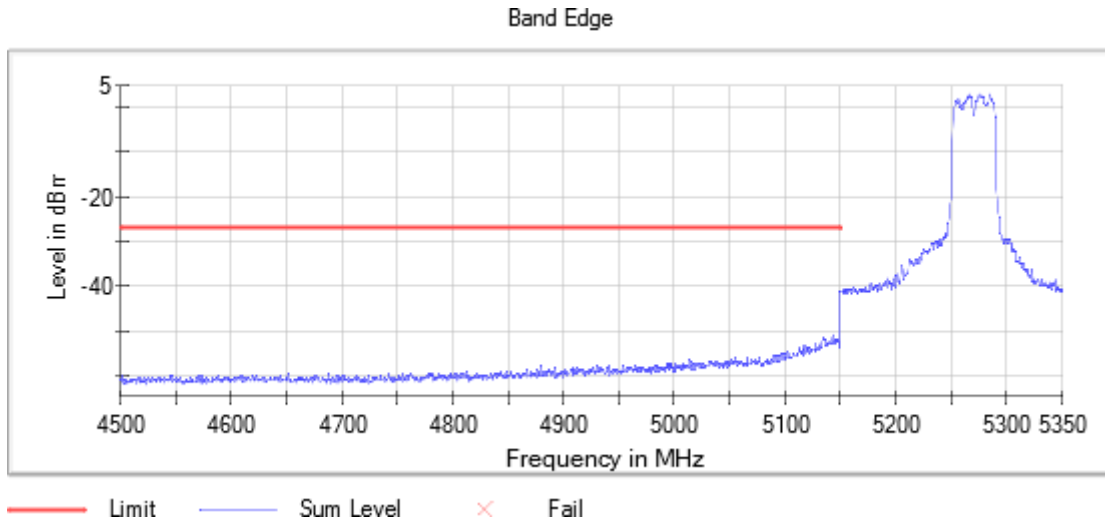
Frequency MHz = 5230.00000, Modulation = 802.11ac VHT40 SS1 (OFDM MCS9), Mode = SISO A, Measurement Point = 1

Images:



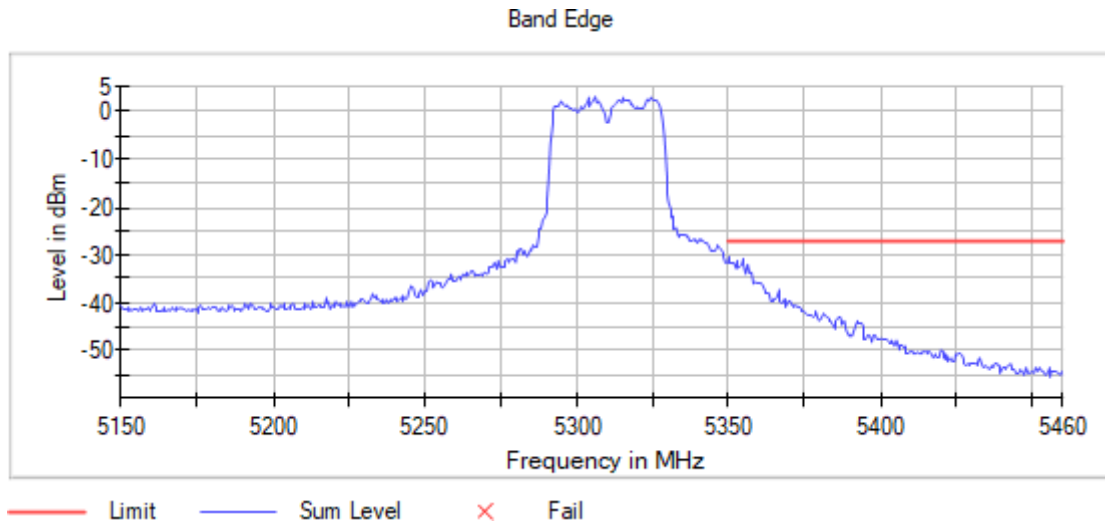
Frequency MHz = 5270.00000, Modulation = 802.11ac VHT40 SS1 (OFDM MCS9), Mode = SISO A,
Measurement Point = 1

Images:



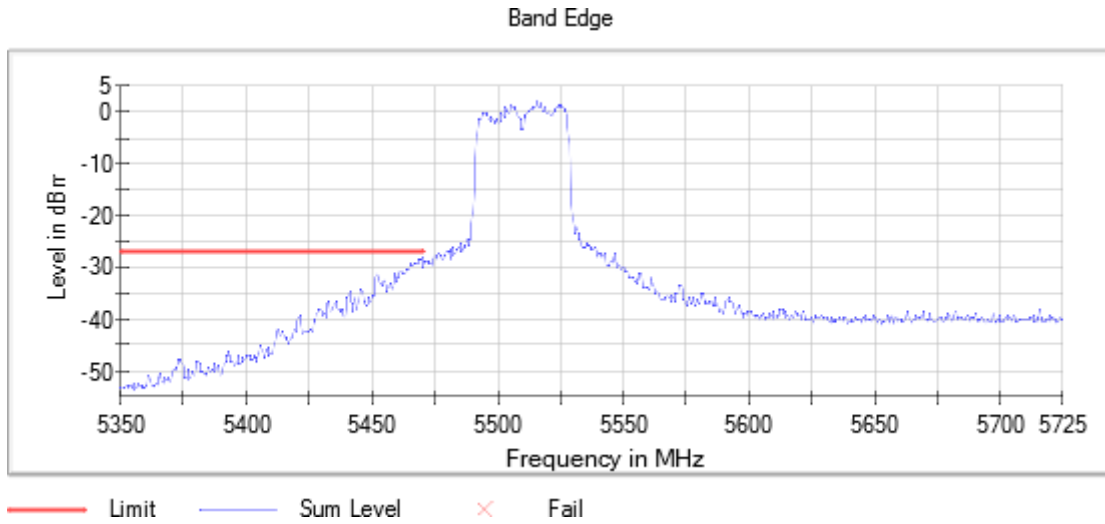
Frequency MHz = 5310.00000, Modulation = 802.11ac VHT40 SS1 (OFDM MCS9), Mode = SISO A,
Measurement Point = 1

Images:



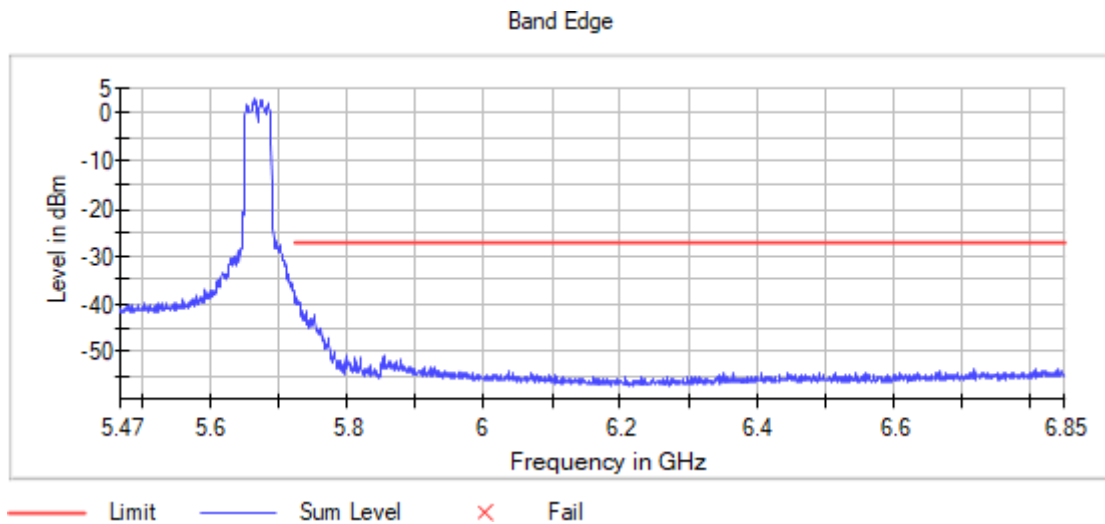
Frequency MHz = 5510.00000, Modulation = 802.11ac VHT40 SS1 (OFDM MCS9), Mode = SISO A,
Measurement Point = 1

Images:



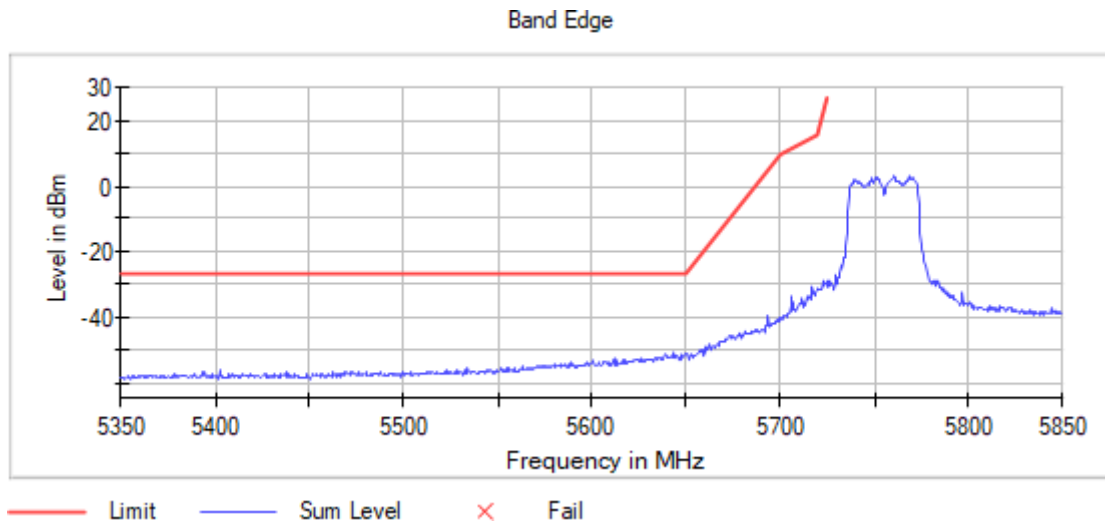
Frequency MHz = 5670.00000, Modulation = 802.11ac VHT40 SS1 (OFDM MCS9), Mode = SISO A,
Measurement Point = 1

Images:



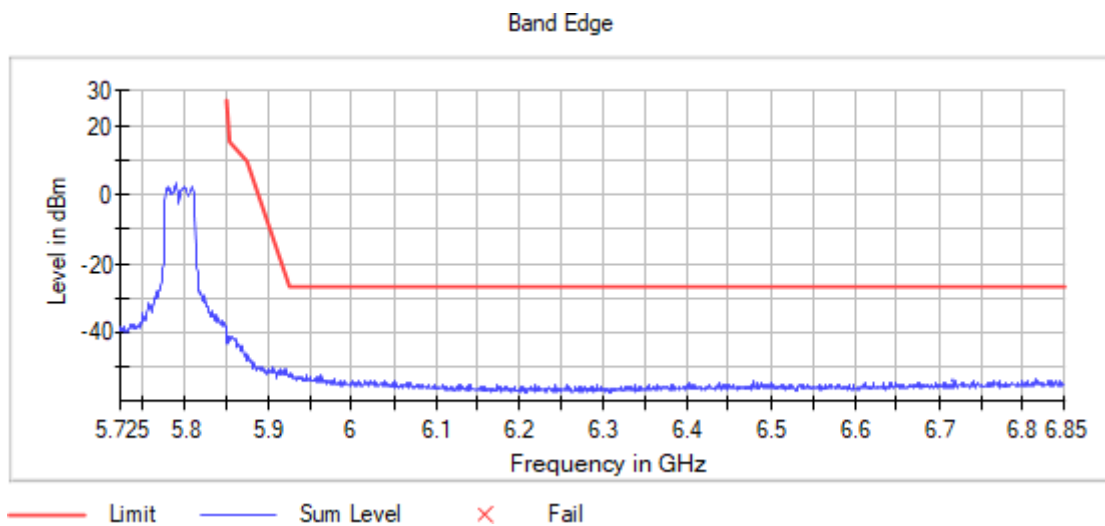
Frequency MHz = 5755.00000, Modulation = 802.11ac VHT40 SS1 (OFDM MCS9), Mode = SISO A,
Measurement Point = 1

Images:



Frequency MHz = 5795.00000, Modulation = 802.11ac VHT40 SS1 (OFDM MCS9), Mode = SISO A,
Measurement Point = 1

Images:



Modulation: 802.11ac VHT80 SS1 (OFDM MCS9)

Results

Transmit Freq (MHz)	Emission Freq (MHz)	Lvl (dBm)
5210	5145.25	-37.2
5210	5143.75	-37.2
5210	5123.25	-37.5
5210	5145.75	-37.6
5210	5147.75	-37.8
5210	5138.75	-37.9
5210	5121.75	-37.9
5210	5149.75	-38.0
5210	5148.25	-38.0
5290	5381.75	-35.4
5290	5381.25	-35.5
5290	5376.75	-35.7
5290	5378.75	-36.0
5290	5383.75	-36.0
5290	5352.25	-36.1
5290	5379.25	-36.1
5290	5352.75	-36.4
5290	5374.25	-36.4
5530	5465.25	-29.4
5530	5468.75	-30.4
5530	5467.25	-30.6
5530	5465.75	-31.0
5530	5468.25	-31.4
5530	5466.25	-31.5
5530	5466.75	-31.6
5530	5469.75	-31.8
5530	5464.75	-31.9
5610	5731.25	-42.0
5610	5729.25	-42.7
5610	5728.25	-42.9
5610	5727.25	-43.0
5610	5730.75	-43.0
5610	5726.25	-43.0
5610	5726.75	-43.1
5610	5725.25	-43.2
5610	5733.75	-43.3

Transmit Freq (MHz)	Emission Freq (MHz)	Lvl (dBm)
5775	5648.75	-40.9
5775	5648.25	-41.0
5775	5649.25	-41.1
5775	5649.75	-41.1
5775	5650.25	-41.1
5775	5650.75	-40.7
5775	5651.75	-40.3
5775	5642.25	-41.7
5775	5638.75	-41.8
5210	5126.25	-38.0
5210	5133.75	-38.0
5210	5146.25	-38.1
5210	5143.25	-38.1
5210	5137.75	-38.2
5210	5139.75	-38.2
5290	5359.25	-36.6
5290	5350.25	-36.6
5290	5363.25	-36.7
5290	5375.25	-36.8
5290	5372.25	-36.8
5290	5380.75	-36.9
5530	5469.25	-31.9
5530	5456.75	-32.2
5530	5453.75	-32.3
5530	5462.75	-32.4
5530	5456.25	-32.5
5530	5464.25	-32.6
5610	5730.25	-43.3
5610	5729.75	-43.5
5610	5728.75	-43.7
5610	5736.25	-43.8
5610	5725.75	-43.9
5610	5737.25	-44.0
5775	5636.25	-41.8
5775	5651.25	-41.0
5775	5653.75	-39.1
5775	5653.25	-39.5
5775	5647.75	-41.9
5775	5645.75	-41.9
5775	5928.25	-44.9

Transmit Freq (MHz)	Emission Freq (MHz)	Lvl (dBm)
5775	5930.25	-45.1
5775	5930.75	-45.1
5775	5927.75	-45.1
5775	5925.75	-45.2
5775	5929.75	-45.2
5775	5934.75	-45.3
5775	5925.25	-45.4
5775	5938.75	-45.4
5775	5927.25	-45.4
5775	5924.75	-45.2
5775	5928.75	-45.6
5775	5942.25	-45.6
5775	5938.25	-45.7
5775	5926.25	-45.7

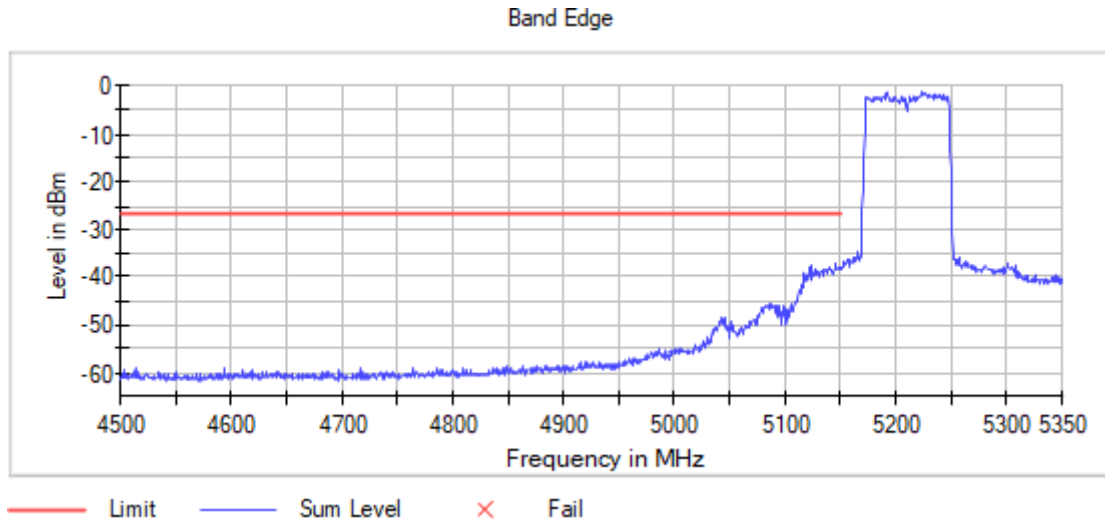
Verdict

Pass

Attachments

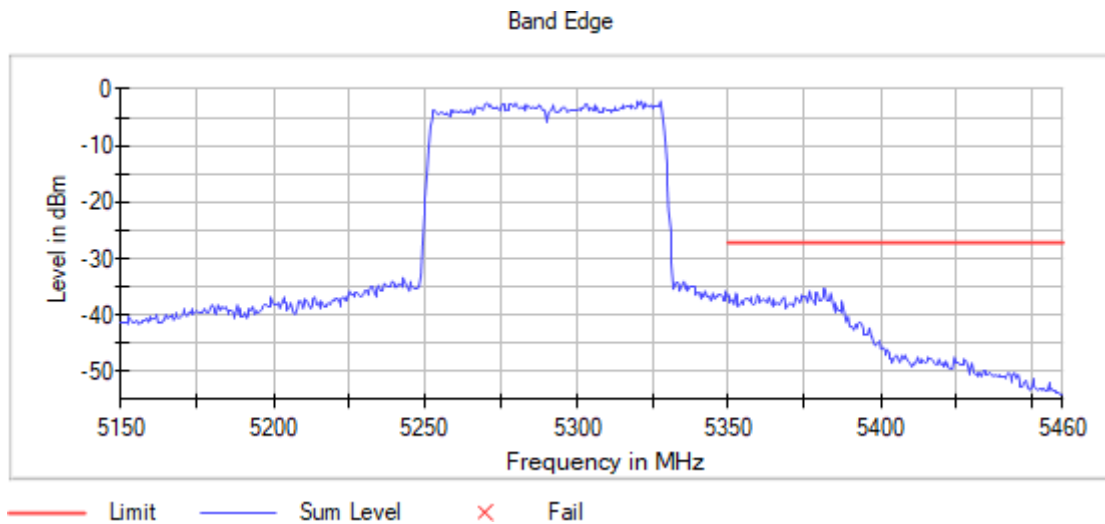
Frequency MHz = 5210.00000, Modulation = 802.11ac VHT80 SS1 (OFDM MCS9), Mode = SISO A, Measurement Point = 1

Images:



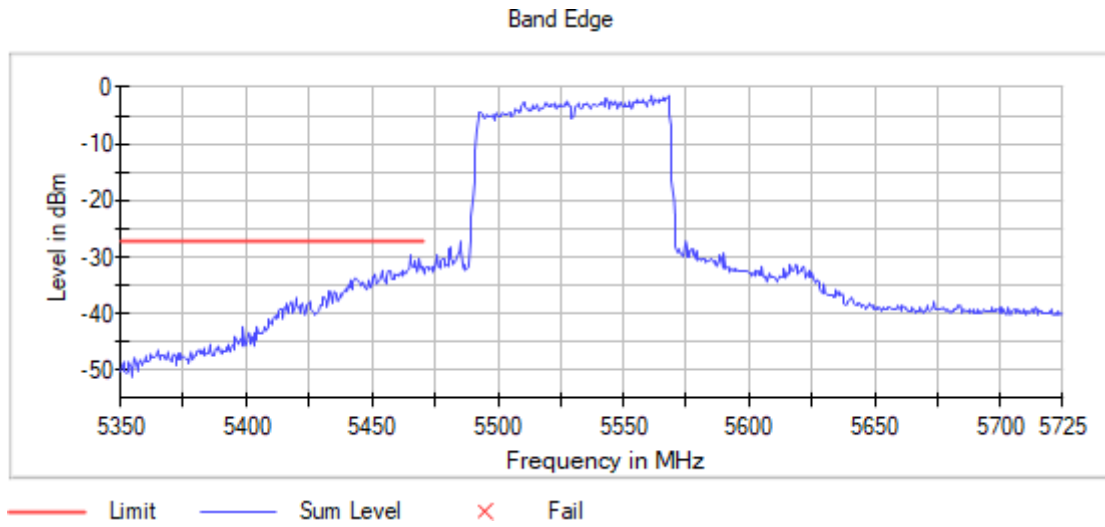
Frequency MHz = 5290.00000, Modulation = 802.11ac VHT80 SS1 (OFDM MCS9), Mode = SISO A, Measurement Point = 1

Images:



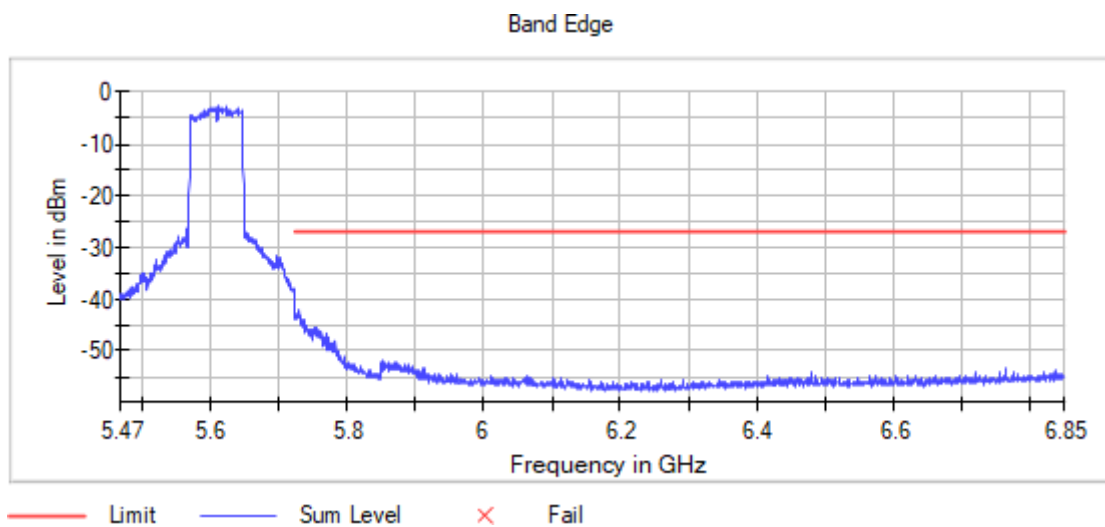
Frequency MHz = 5530.00000, Modulation = 802.11ac VHT80 SS1 (OFDM MCS9), Mode = SISO A,
Measurement Point = 1

Images:



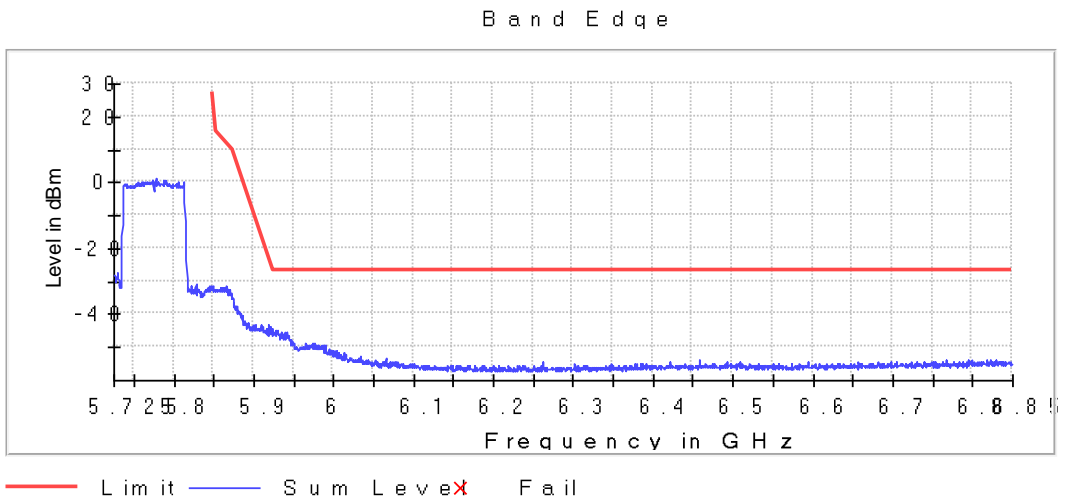
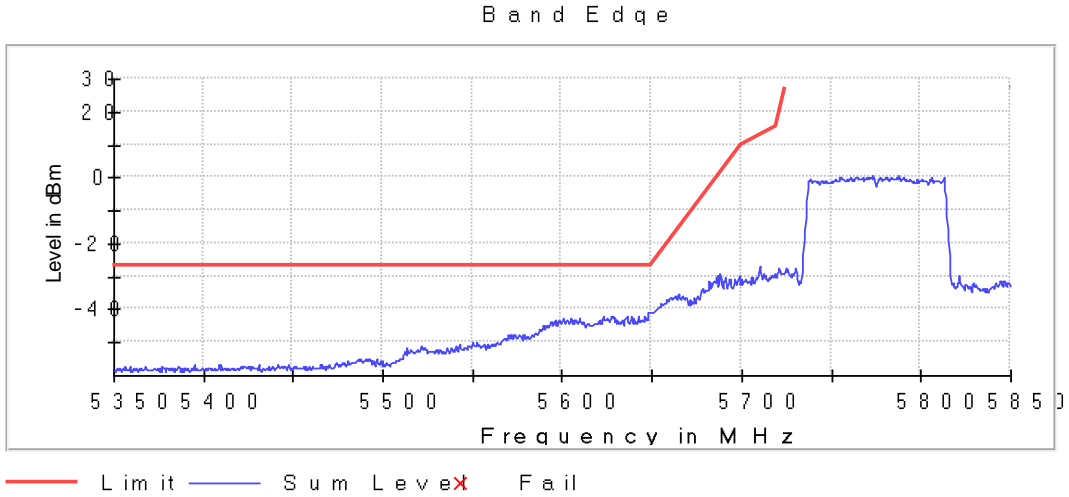
Frequency MHz = 5610.00000, Modulation = 802.11ac VHT80 SS1 (OFDM MCS9), Mode = SISO A,
Measurement Point = 1

Images:



Frequency MHz = 5775.00000, Modulation = 802.11ac VHT80 SS1 (OFDM MCS9), Mode = SISO A,
Measurement Point = 1

Images:



Mode: SISO

Modulation: 802.11ax HE20 SS1 (OFDMA MCS8) - Full RU

Results

Verdict

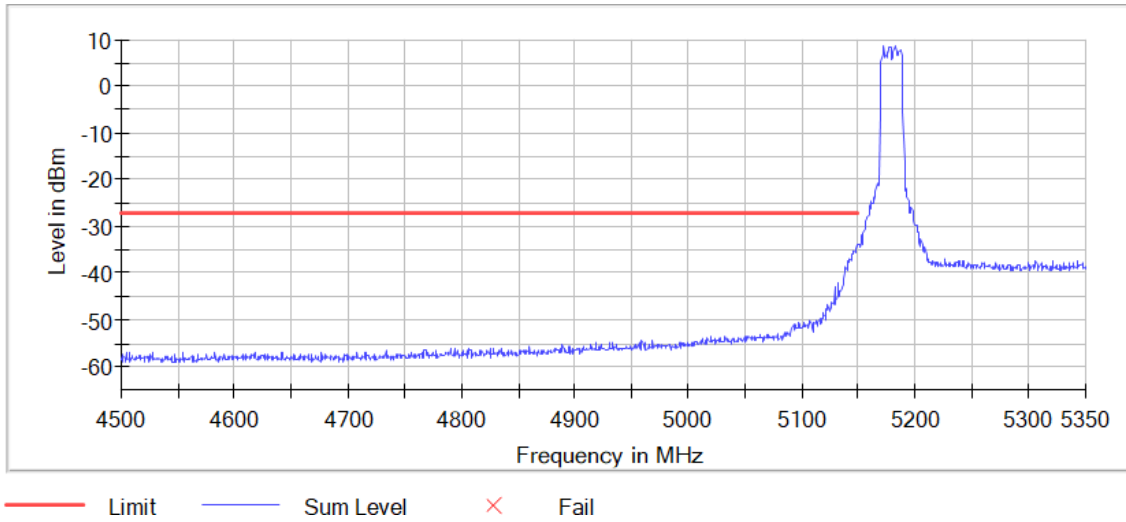
Pass

Attachments

Frequency MHz = 5180.00000 Modulation = 802.11ax HE20 SS1 (OFDMA MCS8)

Mode = SISO Measurement Point = 1

Images:



Tables:

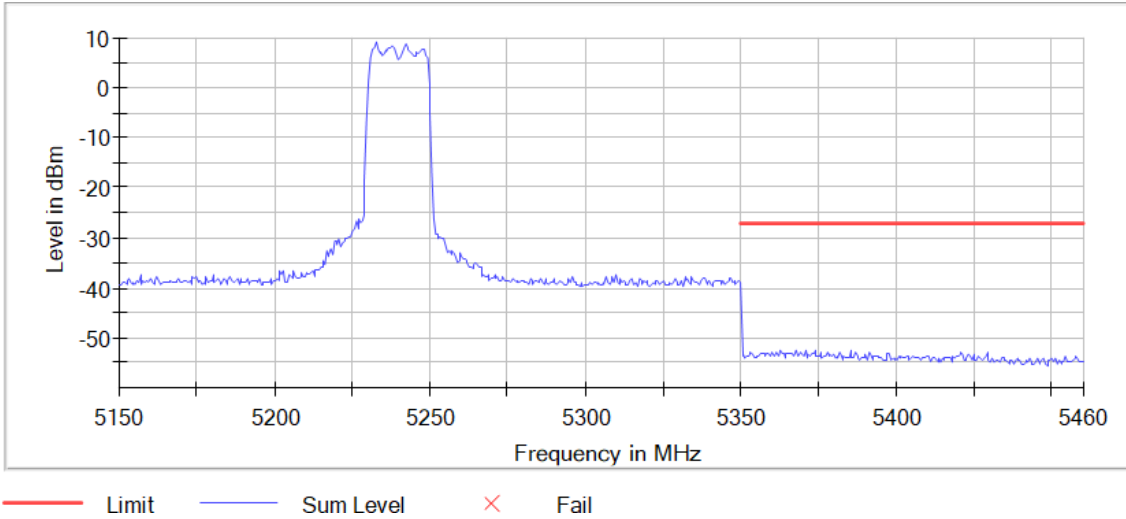
Spectrum Analyzer Parameters

Frequency(MHz)	Level(dBm)	Margin(dB)	Limit(dBm)	Result
5148.750000	-34.0	7.0	-27.0	PASS
5149.250000	-34.1	7.1	-27.0	PASS
5149.750000	-34.2	7.2	-27.0	PASS
5147.750000	-34.8	7.8	-27.0	PASS
5148.250000	-34.8	7.8	-27.0	PASS
5147.250000	-34.9	7.9	-27.0	PASS
5146.250000	-35.3	8.3	-27.0	PASS
5146.750000	-35.7	8.7	-27.0	PASS
5145.750000	-35.7	8.7	-27.0	PASS
5144.250000	-35.9	8.9	-27.0	PASS
5144.750000	-35.9	8.9	-27.0	PASS
5145.250000	-36.0	9.0	-27.0	PASS
5142.250000	-36.7	9.7	-27.0	PASS
5143.250000	-36.9	9.9	-27.0	PASS
5142.750000	-37.3	10.3	-27.0	PASS

Frequency MHz = 5240.00000 Modulation = 802.11ax HE20 SS1 (OFDMA MCS8)

Mode = SISO Measurement Point = 1

Images:



Tables:

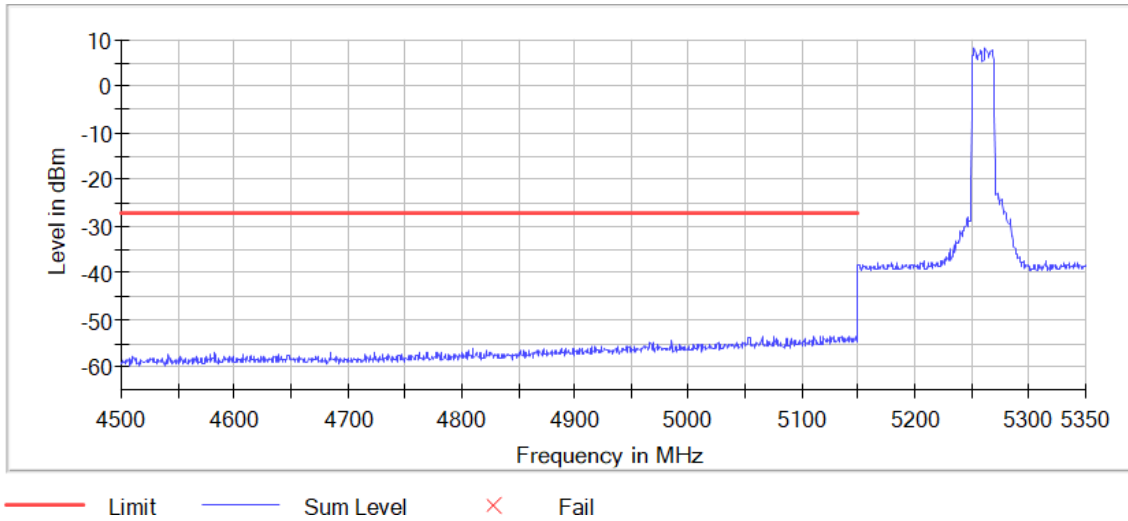
Spectrum Analyzer Parameters

Frequency(MHz)	Level(dBm)	Margin(dB)	Limit(dBm)	Result
5367.750000	-52.3	25.3	-27.0	PASS
5362.750000	-52.3	25.3	-27.0	PASS
5370.750000	-52.3	25.3	-27.0	PASS
5373.750000	-52.4	25.4	-27.0	PASS
5385.250000	-52.5	25.5	-27.0	PASS
5369.250000	-52.7	25.7	-27.0	PASS
5391.250000	-52.8	25.8	-27.0	PASS
5377.750000	-52.8	25.8	-27.0	PASS
5360.250000	-52.8	25.8	-27.0	PASS
5381.750000	-52.8	25.8	-27.0	PASS
5353.250000	-52.9	25.9	-27.0	PASS
5429.250000	-52.9	25.9	-27.0	PASS
5368.750000	-52.9	25.9	-27.0	PASS
5375.750000	-53.0	26.0	-27.0	PASS
5361.250000	-53.0	26.0	-27.0	PASS

Frequency MHz = 5260.00000 Modulation = 802.11ax HE20 SS1 (OFDMA MCS8)

Mode = SISO Measurement Point = 1

Images:



Tables:

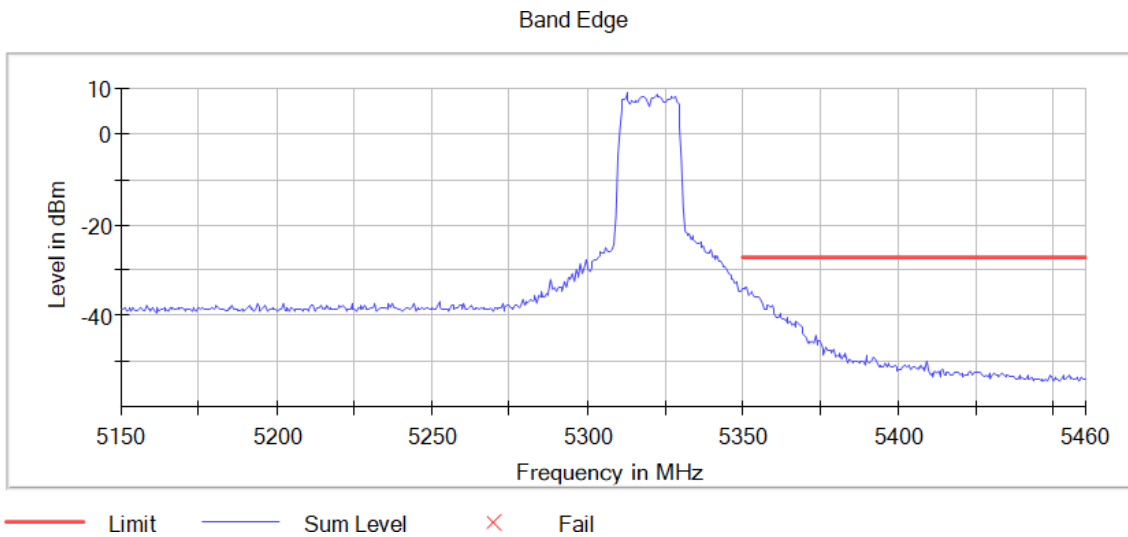
Spectrum Analyzer Parameters

Frequency(MHz)	Level(dBm)	Margin(dB)	Limit(dBm)	Result
5148.750000	-34.0	7.0	-27.0	PASS
5149.250000	-34.1	7.1	-27.0	PASS
5149.750000	-34.2	7.2	-27.0	PASS
5147.750000	-34.8	7.8	-27.0	PASS
5148.250000	-34.8	7.8	-27.0	PASS
5147.250000	-34.9	7.9	-27.0	PASS
5146.250000	-35.3	8.3	-27.0	PASS
5146.750000	-35.7	8.7	-27.0	PASS
5145.750000	-35.7	8.7	-27.0	PASS
5144.250000	-35.9	8.9	-27.0	PASS
5144.750000	-35.9	8.9	-27.0	PASS
5145.250000	-36.0	9.0	-27.0	PASS
5142.250000	-36.7	9.7	-27.0	PASS
5143.250000	-36.9	9.9	-27.0	PASS
5142.750000	-37.3	10.3	-27.0	PASS

Frequency MHz = 5320.00000 Modulation = 802.11ax HE20 SS1 (OFDMA MCS8)

Mode = SISO Measurement Point = 1

Images:



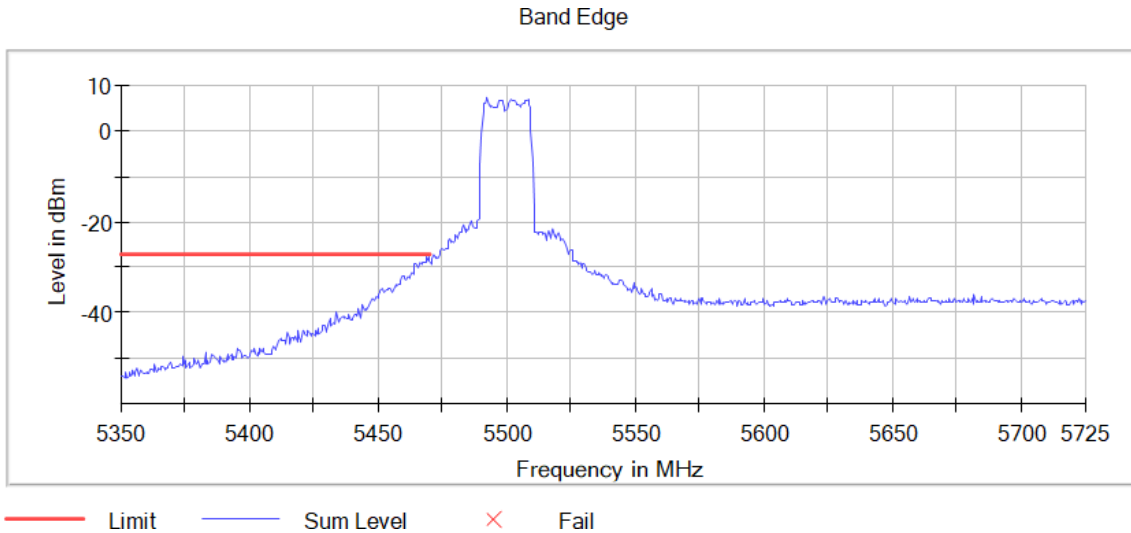
Tables:

Spectrum Analyzer Parameters

Frequency(MHz)	Level(dBm)	Margin(dB)	Limit(dBm)	Result
5350.750000	-33.5	6.5	-27.0	PASS
5351.250000	-33.9	6.9	-27.0	PASS
5350.250000	-34.3	7.3	-27.0	PASS
5352.750000	-34.8	7.8	-27.0	PASS
5352.250000	-35.1	8.1	-27.0	PASS
5353.250000	-35.2	8.2	-27.0	PASS
5351.750000	-35.7	8.7	-27.0	PASS
5355.250000	-35.8	8.8	-27.0	PASS
5354.250000	-35.9	8.9	-27.0	PASS
5354.750000	-36.0	9.0	-27.0	PASS
5353.750000	-36.1	9.1	-27.0	PASS
5355.750000	-36.2	9.2	-27.0	PASS
5356.250000	-37.4	10.4	-27.0	PASS
5358.250000	-37.6	10.6	-27.0	PASS
5357.750000	-37.7	10.7	-27.0	PASS

Frequency MHz = 5500.00000 Modulation = 802.11ax HE20 SS1 (OFDMA MCS8)
 Mode = SISO Measurement Point = 1

Images:



Tables:

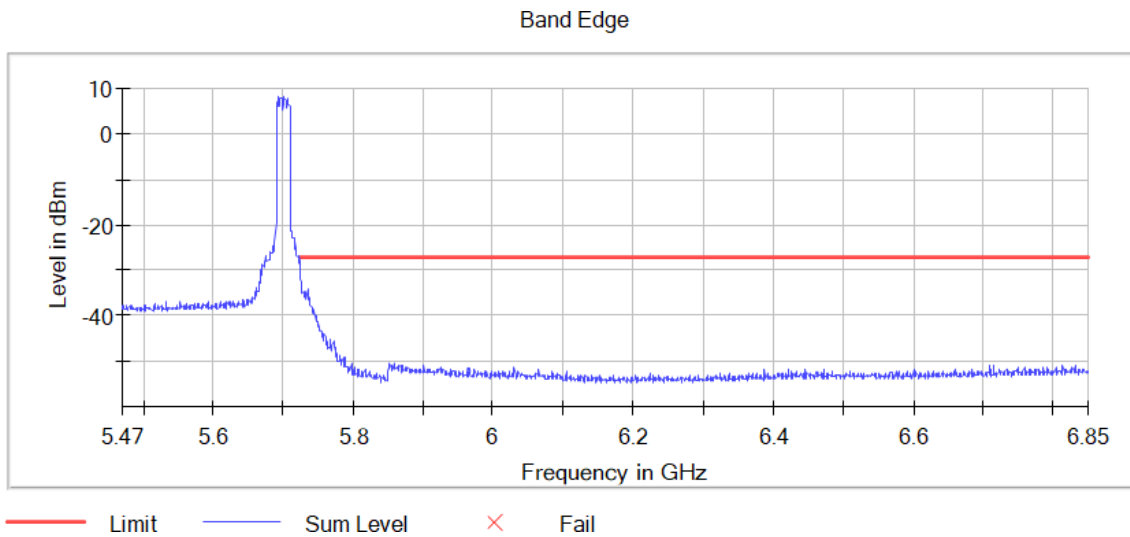
Spectrum Analyzer Parameters

Frequency(MHz)	Level(dBm)	Margin(dB)	Limit(dBm)	Result
5148.750000	-34.0	7.0	-27.0	PASS
5149.250000	-34.1	7.1	-27.0	PASS
5149.750000	-34.2	7.2	-27.0	PASS
5147.750000	-34.8	7.8	-27.0	PASS
5148.250000	-34.8	7.8	-27.0	PASS
5147.250000	-34.9	7.9	-27.0	PASS
5146.250000	-35.3	8.3	-27.0	PASS
5146.750000	-35.7	8.7	-27.0	PASS
5145.750000	-35.7	8.7	-27.0	PASS
5144.250000	-35.9	8.9	-27.0	PASS
5144.750000	-35.9	8.9	-27.0	PASS
5145.250000	-36.0	9.0	-27.0	PASS
5142.250000	-36.7	9.7	-27.0	PASS
5143.250000	-36.9	9.9	-27.0	PASS
5142.750000	-37.3	10.3	-27.0	PASS

Frequency MHz = 5700.00000 Modulation = 802.11ax HE20 SS1 (OFDMA MCS8)

Mode = SISO Measurement Point = 1

Images:



Tables:

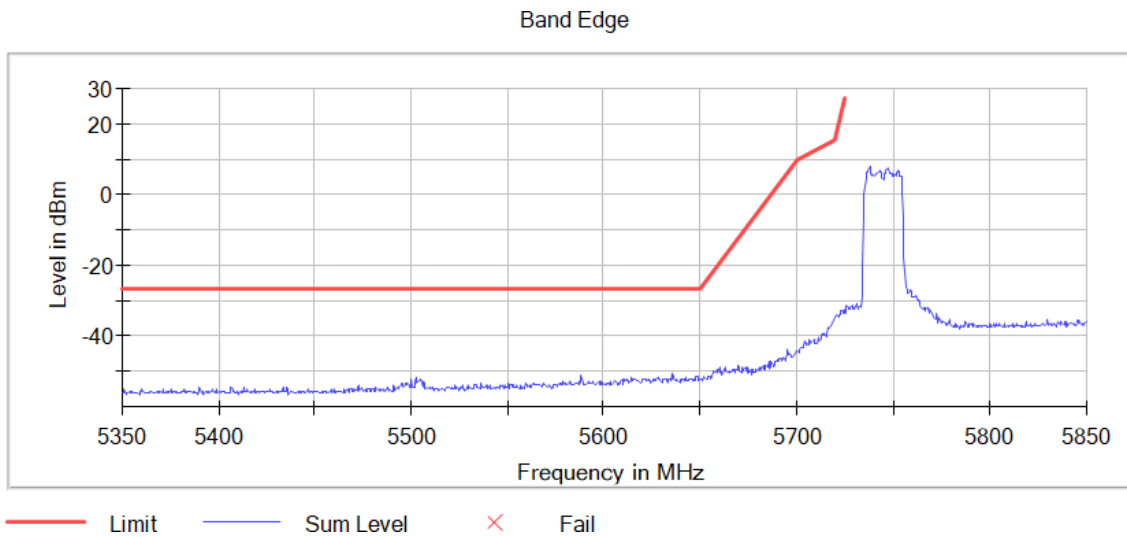
Spectrum Analyzer Parameters

Frequency(MHz)	Level(dBm)	Margin(dB)	Limit(dBm)	Result
5350.750000	-33.5	6.5	-27.0	PASS
5351.250000	-33.9	6.9	-27.0	PASS
5350.250000	-34.3	7.3	-27.0	PASS
5352.750000	-34.8	7.8	-27.0	PASS
5352.250000	-35.1	8.1	-27.0	PASS
5353.250000	-35.2	8.2	-27.0	PASS
5351.750000	-35.7	8.7	-27.0	PASS
5355.250000	-35.8	8.8	-27.0	PASS
5354.250000	-35.9	8.9	-27.0	PASS
5354.750000	-36.0	9.0	-27.0	PASS
5353.750000	-36.1	9.1	-27.0	PASS
5355.750000	-36.2	9.2	-27.0	PASS
5356.250000	-37.4	10.4	-27.0	PASS
5358.250000	-37.6	10.6	-27.0	PASS
5357.750000	-37.7	10.7	-27.0	PASS

Frequency MHz = 5745.00000 Modulation = 802.11ax HE20 SS1 (OFDMA MCS8)

Mode = SISO Measurement Point = 1

Images:



Tables:

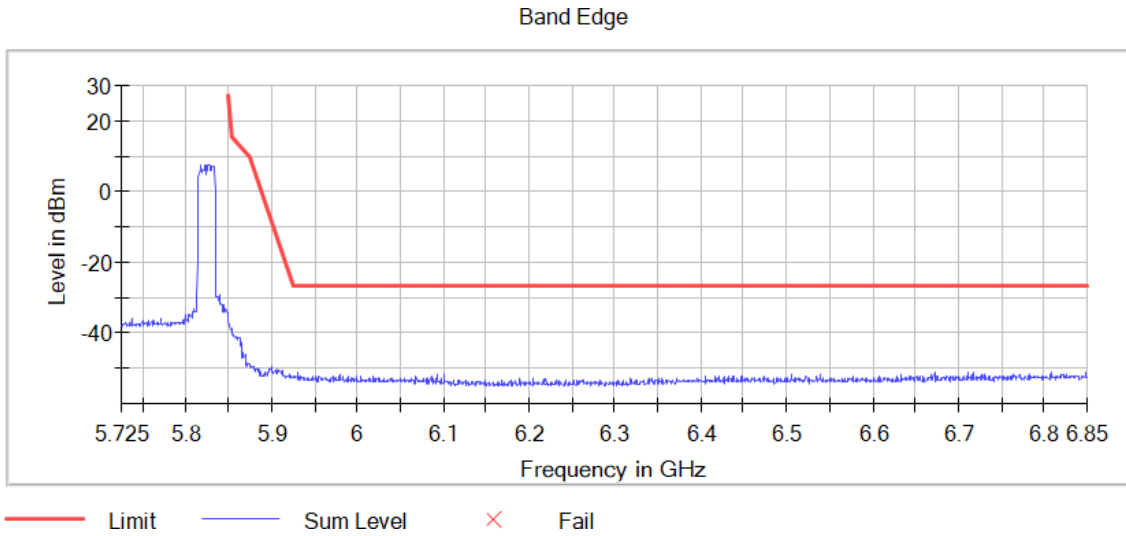
Spectrum Analyzer Parameters

Frequency(MHz)	Level(dBm)	Margin(dB)	Limit(dBm)	Result
5148.750000	-34.0	7.0	-27.0	PASS
5149.250000	-34.1	7.1	-27.0	PASS
5149.750000	-34.2	7.2	-27.0	PASS
5147.750000	-34.8	7.8	-27.0	PASS
5148.250000	-34.8	7.8	-27.0	PASS
5147.250000	-34.9	7.9	-27.0	PASS
5146.250000	-35.3	8.3	-27.0	PASS
5146.750000	-35.7	8.7	-27.0	PASS
5145.750000	-35.7	8.7	-27.0	PASS
5144.250000	-35.9	8.9	-27.0	PASS
5144.750000	-35.9	8.9	-27.0	PASS
5145.250000	-36.0	9.0	-27.0	PASS
5142.250000	-36.7	9.7	-27.0	PASS
5143.250000	-36.9	9.9	-27.0	PASS
5142.750000	-37.3	10.3	-27.0	PASS

Frequency MHz = 5825.00000 Modulation = 802.11ax HE20 SS1 (OFDMA MCS8)

Mode = SISO Measurement Point = 1

Images:



Tables:

Spectrum Analyzer Parameters

Frequency(MHz)	Level(dBm)	Margin(dB)	Limit(dBm)	Result
5367.750000	-52.3	25.3	-27.0	PASS
5362.750000	-52.3	25.3	-27.0	PASS
5370.750000	-52.3	25.3	-27.0	PASS
5373.750000	-52.4	25.4	-27.0	PASS
5385.250000	-52.5	25.5	-27.0	PASS
5369.250000	-52.7	25.7	-27.0	PASS
5391.250000	-52.8	25.8	-27.0	PASS
5377.750000	-52.8	25.8	-27.0	PASS
5360.250000	-52.8	25.8	-27.0	PASS
5381.750000	-52.8	25.8	-27.0	PASS
5353.250000	-52.9	25.9	-27.0	PASS
5429.250000	-52.9	25.9	-27.0	PASS
5368.750000	-52.9	25.9	-27.0	PASS
5375.750000	-53.0	26.0	-27.0	PASS
5361.250000	-53.0	26.0	-27.0	PASS

Modulation: 802.11ax HE20 SS1 (OFDMA MCS8) – Partial RU

Results

Verdict

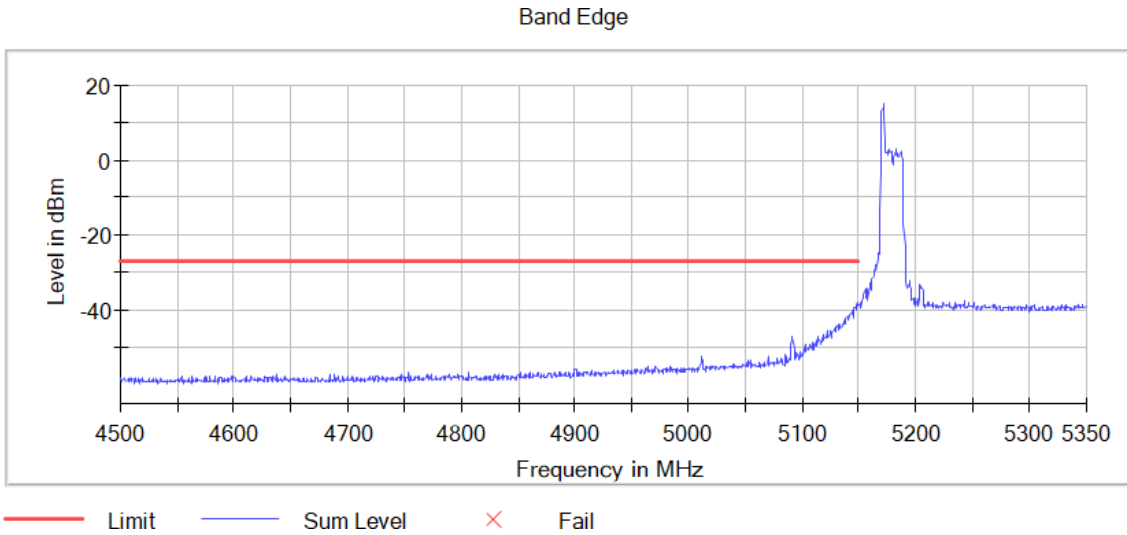
Pass

Attachments

Frequency MHz = 5180.00000 Modulation = 802.11ax HE20 SS1 (OFDMA MCS8)

Mode = SISO Measurement Point = 1

Images:



Tables:

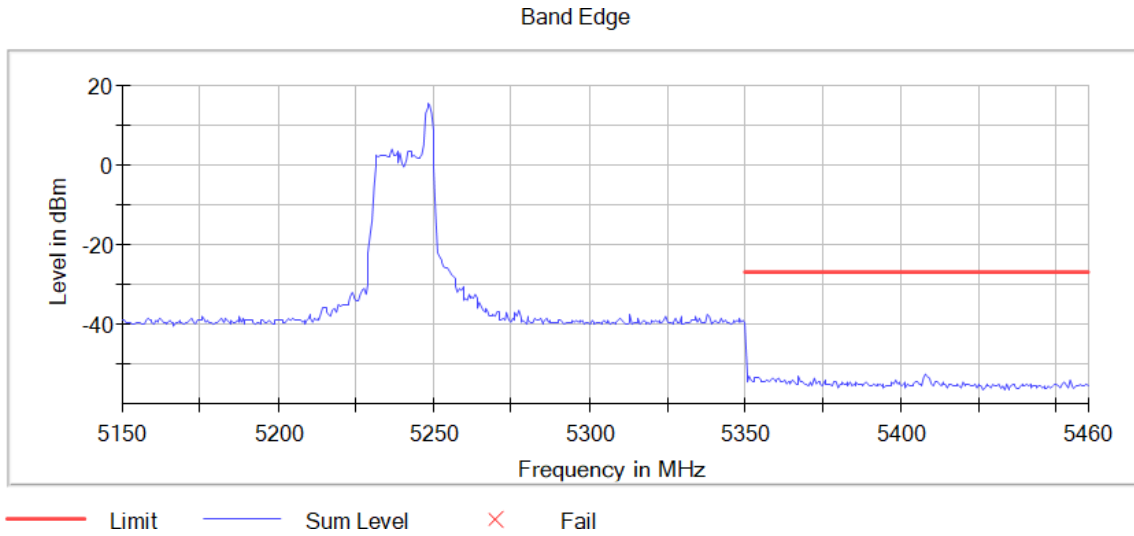
Spectrum Analyzer Parameters

Frequency(MHz)	Level(dBm)	Margin(dB)	Limit(dBm)	Result
5148.750000	-38.1	11.1	-27.0	PASS
5148.250000	-38.3	11.3	-27.0	PASS
5149.250000	-38.7	11.7	-27.0	PASS
5149.750000	-39.0	12.0	-27.0	PASS
5147.750000	-39.1	12.1	-27.0	PASS
5146.250000	-39.5	12.5	-27.0	PASS
5146.750000	-39.8	12.8	-27.0	PASS
5145.750000	-39.8	12.8	-27.0	PASS
5147.250000	-39.8	12.8	-27.0	PASS
5144.750000	-40.2	13.2	-27.0	PASS
5144.250000	-40.3	13.3	-27.0	PASS
5143.250000	-40.8	13.8	-27.0	PASS
5143.750000	-41.0	14.0	-27.0	PASS
5142.250000	-41.1	14.1	-27.0	PASS
5141.750000	-41.1	14.1	-27.0	PASS

Frequency MHz = 5240.00000 Modulation = 802.11ax HE20 SS1 (OFDMA MCS8)

Mode = SISO Measurement Point = 1

Images:



Tables:

Spectrum Analyzer Parameters

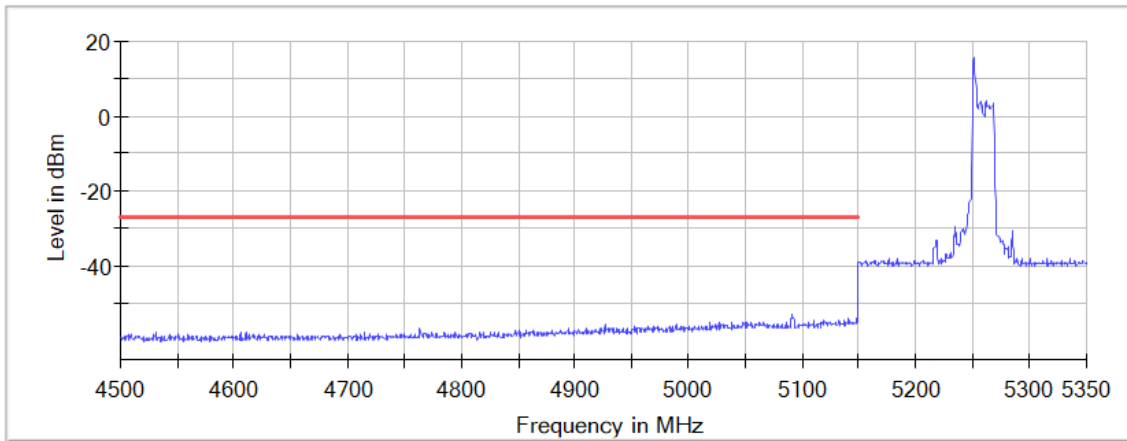
Frequency(MHz)	Level(dBm)	Margin(dB)	Limit(dBm)	Result
5407.750000	-52.4	25.4	-27.0	PASS
5408.750000	-53.0	26.0	-27.0	PASS
5408.250000	-53.0	26.0	-27.0	PASS
5350.250000	-53.1	26.1	-27.0	PASS
5367.250000	-53.1	26.1	-27.0	PASS
5351.250000	-53.2	26.2	-27.0	PASS
5407.250000	-53.3	26.3	-27.0	PASS
5353.750000	-53.4	26.4	-27.0	PASS
5354.250000	-53.5	26.5	-27.0	PASS
5372.250000	-53.6	26.6	-27.0	PASS
5409.250000	-53.7	26.7	-27.0	PASS
5353.250000	-53.7	26.7	-27.0	PASS
5358.750000	-53.7	26.7	-27.0	PASS
5360.750000	-53.7	26.7	-27.0	PASS
5375.750000	-53.9	26.9	-27.0	PASS

Frequency MHz = 5260.00000 Modulation = 802.11ax HE20 SS1 (OFDMA MCS8)

Mode = SISO Measurement Point = 1

Images:

Band Edge



Tables:

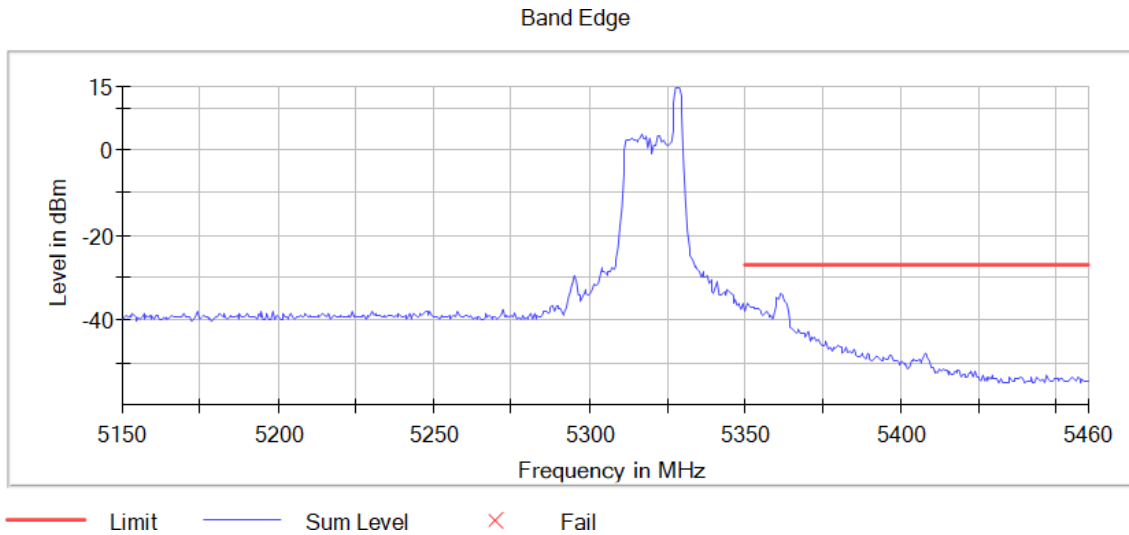
Spectrum Analyzer Parameters

Frequency(MHz)	Level(dBm)	Margin(dB)	Limit(dBm)	Result
5148.750000	-38.1	11.1	-27.0	PASS
5148.250000	-38.3	11.3	-27.0	PASS
5149.250000	-38.7	11.7	-27.0	PASS
5149.750000	-39.0	12.0	-27.0	PASS
5147.750000	-39.1	12.1	-27.0	PASS
5146.250000	-39.5	12.5	-27.0	PASS
5146.750000	-39.8	12.8	-27.0	PASS
5145.750000	-39.8	12.8	-27.0	PASS
5147.250000	-39.8	12.8	-27.0	PASS
5144.750000	-40.2	13.2	-27.0	PASS
5144.250000	-40.3	13.3	-27.0	PASS
5143.250000	-40.8	13.8	-27.0	PASS
5143.750000	-41.0	14.0	-27.0	PASS
5142.250000	-41.1	14.1	-27.0	PASS
5141.750000	-41.1	14.1	-27.0	PASS

Frequency MHz = 5320.00000 Modulation = 802.11ax HE20 SS1 (OFDMA MCS8)

Mode = SISO Measurement Point = 1

Images:



Tables:

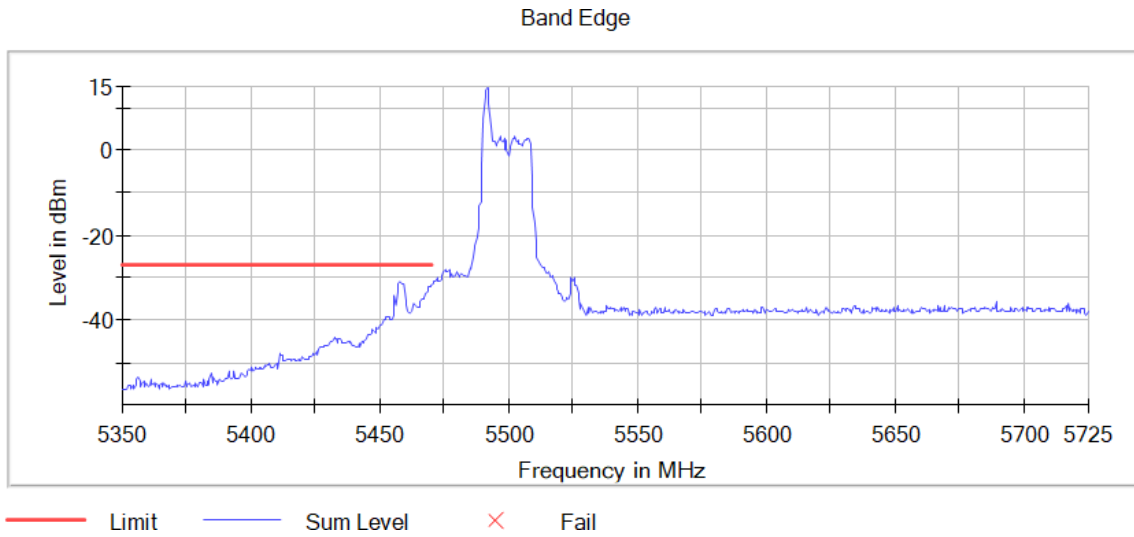
Spectrum Analyzer Parameters

Frequency(MHz)	Level(dBm)	Margin(dB)	Limit(dBm)	Result
5407.750000	-52.4	25.4	-27.0	PASS
5408.750000	-53.0	26.0	-27.0	PASS
5408.250000	-53.0	26.0	-27.0	PASS
5350.250000	-53.1	26.1	-27.0	PASS
5367.250000	-53.1	26.1	-27.0	PASS
5351.250000	-53.2	26.2	-27.0	PASS
5407.250000	-53.3	26.3	-27.0	PASS
5353.750000	-53.4	26.4	-27.0	PASS
5354.250000	-53.5	26.5	-27.0	PASS
5372.250000	-53.6	26.6	-27.0	PASS
5409.250000	-53.7	26.7	-27.0	PASS
5353.250000	-53.7	26.7	-27.0	PASS
5358.750000	-53.7	26.7	-27.0	PASS
5360.750000	-53.7	26.7	-27.0	PASS
5375.750000	-53.9	26.9	-27.0	PASS

Frequency MHz = 5500.00000 Modulation = 802.11ax HE20 SS1 (OFDMA MCS8)

Mode = SISO Measurement Point = 1

Images:



Tables:

Spectrum Analyzer Parameters

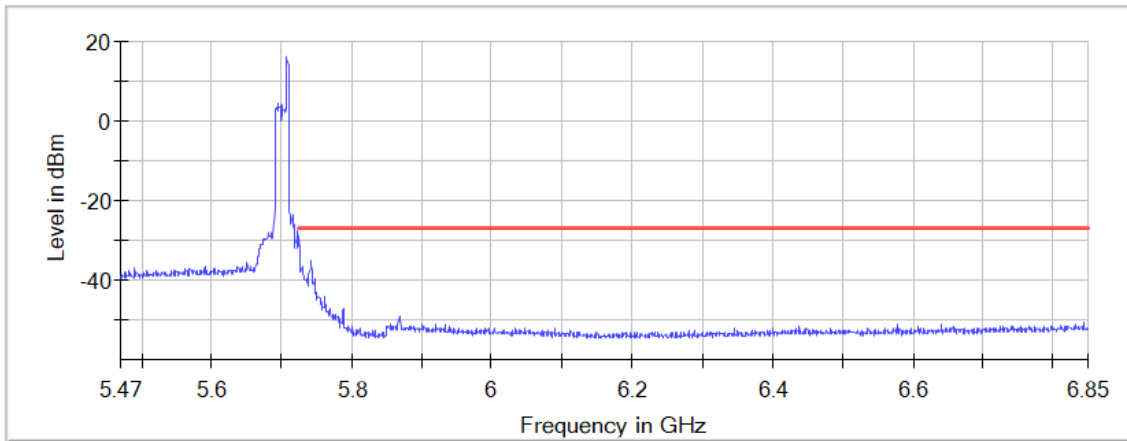
Frequency(MHz)	Level(dBm)	Margin(dB)	Limit(dBm)	Result
5148.750000	-38.1	11.1	-27.0	PASS
5148.250000	-38.3	11.3	-27.0	PASS
5149.250000	-38.7	11.7	-27.0	PASS
5149.750000	-39.0	12.0	-27.0	PASS
5147.750000	-39.1	12.1	-27.0	PASS
5146.250000	-39.5	12.5	-27.0	PASS
5146.750000	-39.8	12.8	-27.0	PASS
5145.750000	-39.8	12.8	-27.0	PASS
5147.250000	-39.8	12.8	-27.0	PASS
5144.750000	-40.2	13.2	-27.0	PASS
5144.250000	-40.3	13.3	-27.0	PASS
5143.250000	-40.8	13.8	-27.0	PASS
5143.750000	-41.0	14.0	-27.0	PASS
5142.250000	-41.1	14.1	-27.0	PASS
5141.750000	-41.1	14.1	-27.0	PASS

Frequency MHz = 5700.00000 Modulation = 802.11ax HE20 SS1 (OFDMA MCS8)

Mode = SISO Measurement Point = 1

Images:

Band Edge



— Limit — Sum Level × Fail

Tables:

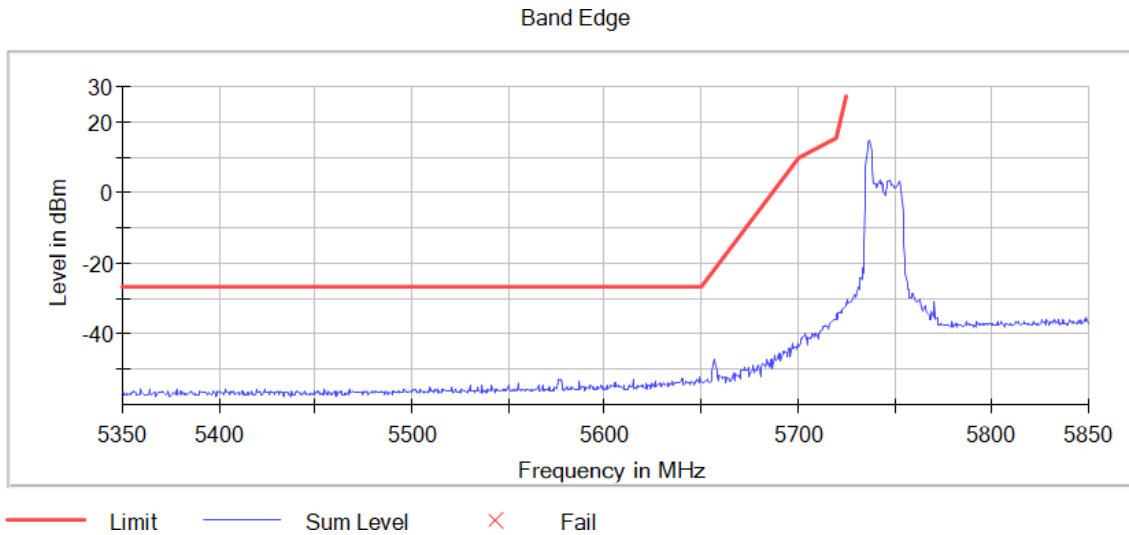
Spectrum Analyzer Parameters

Frequency(MHz)	Level(dBm)	Margin(dB)	Limit(dBm)	Result
5407.750000	-52.4	25.4	-27.0	PASS
5408.750000	-53.0	26.0	-27.0	PASS
5408.250000	-53.0	26.0	-27.0	PASS
5350.250000	-53.1	26.1	-27.0	PASS
5367.250000	-53.1	26.1	-27.0	PASS
5351.250000	-53.2	26.2	-27.0	PASS
5407.250000	-53.3	26.3	-27.0	PASS
5353.750000	-53.4	26.4	-27.0	PASS
5354.250000	-53.5	26.5	-27.0	PASS
5372.250000	-53.6	26.6	-27.0	PASS
5409.250000	-53.7	26.7	-27.0	PASS
5353.250000	-53.7	26.7	-27.0	PASS
5358.750000	-53.7	26.7	-27.0	PASS
5360.750000	-53.7	26.7	-27.0	PASS
5375.750000	-53.9	26.9	-27.0	PASS

Frequency MHz = 5745.00000 Modulation = 802.11ax HE20 SS1 (OFDMA MCS8)

Mode = SISO Measurement Point = 1

Images:



Tables:

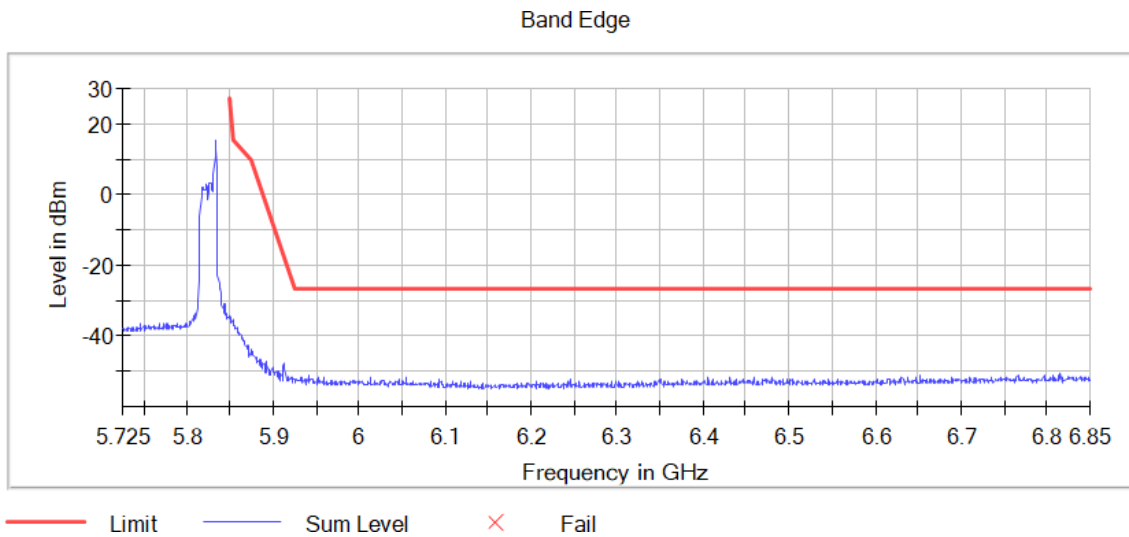
Spectrum Analyzer Parameters

Frequency(MHz)	Level(dBm)	Margin(dB)	Limit(dBm)	Result
5148.750000	-38.1	11.1	-27.0	PASS
5148.250000	-38.3	11.3	-27.0	PASS
5149.250000	-38.7	11.7	-27.0	PASS
5149.750000	-39.0	12.0	-27.0	PASS
5147.750000	-39.1	12.1	-27.0	PASS
5146.250000	-39.5	12.5	-27.0	PASS
5146.750000	-39.8	12.8	-27.0	PASS
5145.750000	-39.8	12.8	-27.0	PASS
5147.250000	-39.8	12.8	-27.0	PASS
5144.750000	-40.2	13.2	-27.0	PASS
5144.250000	-40.3	13.3	-27.0	PASS
5143.250000	-40.8	13.8	-27.0	PASS
5143.750000	-41.0	14.0	-27.0	PASS
5142.250000	-41.1	14.1	-27.0	PASS
5141.750000	-41.1	14.1	-27.0	PASS

Frequency MHz = 5825.00000 Modulation = 802.11ax HE20 SS1 (OFDMA MCS8)

Mode = SISO Measurement Point = 1

Images:



Tables:

Spectrum Analyzer Parameters

Frequency(MHz)	Level(dBm)	Margin(dB)	Limit(dBm)	Result
5407.750000	-52.4	25.4	-27.0	PASS
5408.750000	-53.0	26.0	-27.0	PASS
5408.250000	-53.0	26.0	-27.0	PASS
5350.250000	-53.1	26.1	-27.0	PASS
5367.250000	-53.1	26.1	-27.0	PASS
5351.250000	-53.2	26.2	-27.0	PASS
5407.250000	-53.3	26.3	-27.0	PASS
5353.750000	-53.4	26.4	-27.0	PASS
5354.250000	-53.5	26.5	-27.0	PASS
5372.250000	-53.6	26.6	-27.0	PASS
5409.250000	-53.7	26.7	-27.0	PASS
5353.250000	-53.7	26.7	-27.0	PASS
5358.750000	-53.7	26.7	-27.0	PASS
5360.750000	-53.7	26.7	-27.0	PASS
5375.750000	-53.9	26.9	-27.0	PASS

Mode: SISO

Modulation: 802.11ax HE40 SS1 (OFDMA MCS0) - Full RU

Results

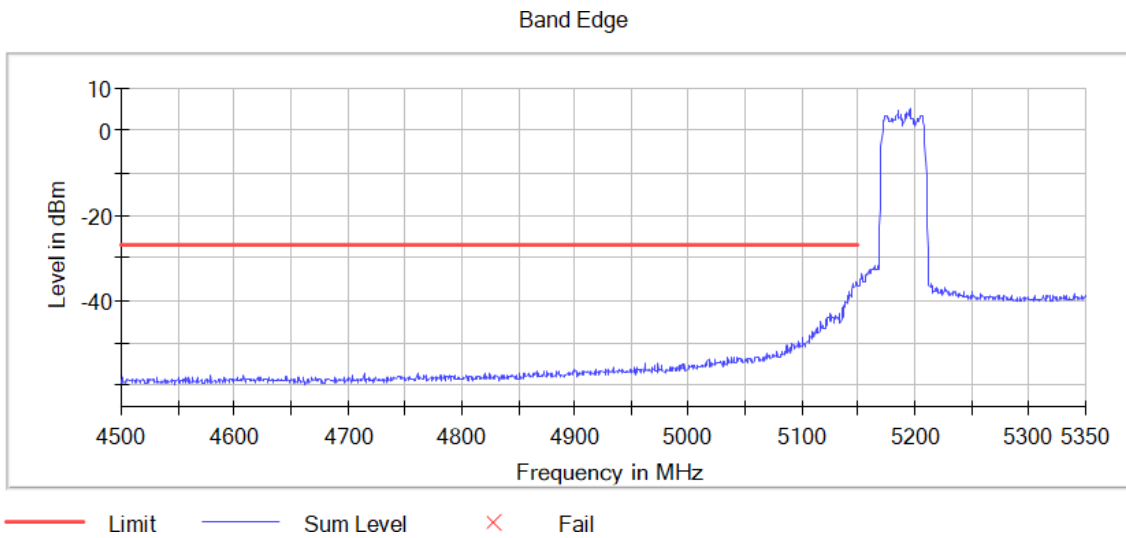
Verdict

Pass

Attachments

Frequency MHz = 5190.00000 Modulation = 802.11ax HE40 SS1 (OFDMA MCS0)
 Mode = SISO Measurement Point = 1

Images:



Tables:

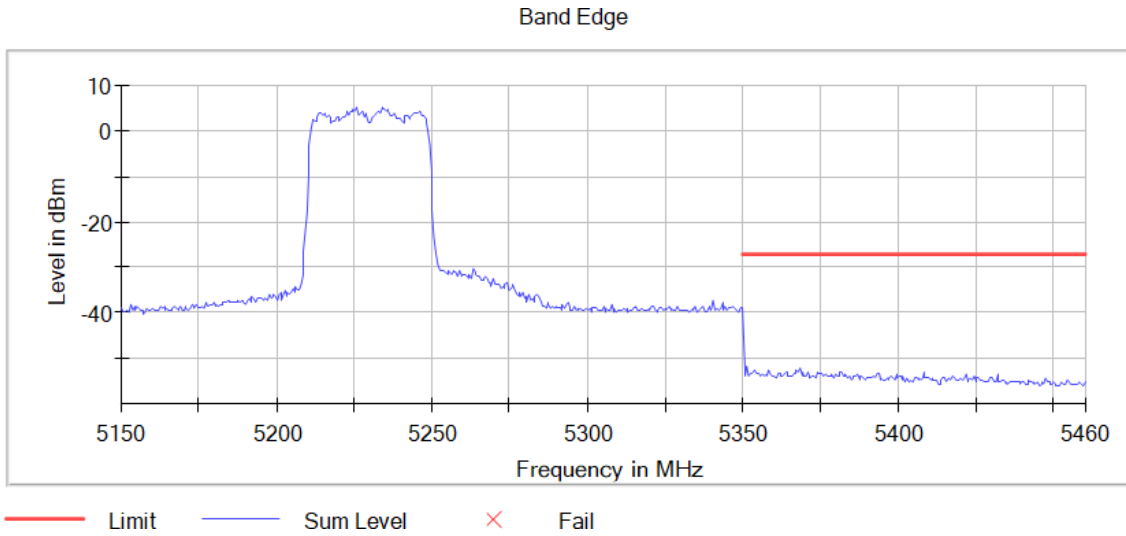
Spectrum Analyzer Parameters

Frequency(MHz)	Level(dBm)	Margin(dB)	Limit(dBm)	Result
5148.250000	-35.5	8.5	-27.0	PASS
5148.750000	-35.7	8.7	-27.0	PASS
5149.250000	-35.9	8.9	-27.0	PASS
5145.750000	-35.9	8.9	-27.0	PASS
5145.250000	-36.2	9.2	-27.0	PASS
5147.750000	-36.3	9.3	-27.0	PASS
5149.750000	-36.5	9.5	-27.0	PASS
5147.250000	-36.6	9.6	-27.0	PASS
5146.750000	-36.6	9.6	-27.0	PASS
5146.250000	-36.9	9.9	-27.0	PASS
5144.750000	-37.2	10.2	-27.0	PASS
5142.250000	-38.0	11.0	-27.0	PASS
5144.250000	-38.1	11.1	-27.0	PASS
5142.750000	-38.2	11.2	-27.0	PASS
5143.750000	-38.2	11.2	-27.0	PASS

Frequency MHz = 5230.00000 Modulation = 802.11ax HE40 SS1 (OFDMA MCS0)

Mode = SISO Measurement Point = 1

Images:



Tables:

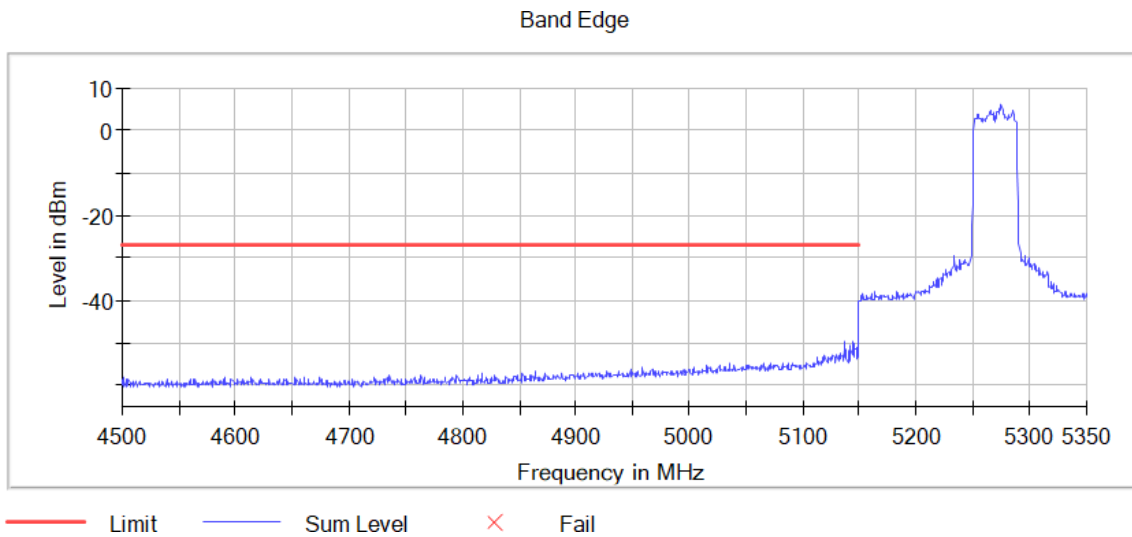
Spectrum Analyzer Parameters

Frequency(MHz)	Level(dBm)	Margin(dB)	Limit(dBm)	Result
5351.250000	-51.8	24.8	-27.0	PASS
5368.250000	-52.2	25.2	-27.0	PASS
5358.250000	-52.6	25.6	-27.0	PASS
5367.250000	-52.7	25.7	-27.0	PASS
5353.750000	-52.7	25.7	-27.0	PASS
5369.250000	-52.8	25.8	-27.0	PASS
5373.750000	-52.9	25.9	-27.0	PASS
5408.250000	-52.9	25.9	-27.0	PASS
5370.750000	-53.0	26.0	-27.0	PASS
5381.750000	-53.1	26.1	-27.0	PASS
5363.750000	-53.1	26.1	-27.0	PASS
5364.250000	-53.1	26.1	-27.0	PASS
5350.250000	-53.1	26.1	-27.0	PASS
5367.750000	-53.2	26.2	-27.0	PASS
5381.250000	-53.2	26.2	-27.0	PASS

Frequency MHz = 5270.00000 Modulation = 802.11ax HE40 SS1 (OFDMA MCS0)

Mode = SISO Measurement Point = 1

Images:



Tables:

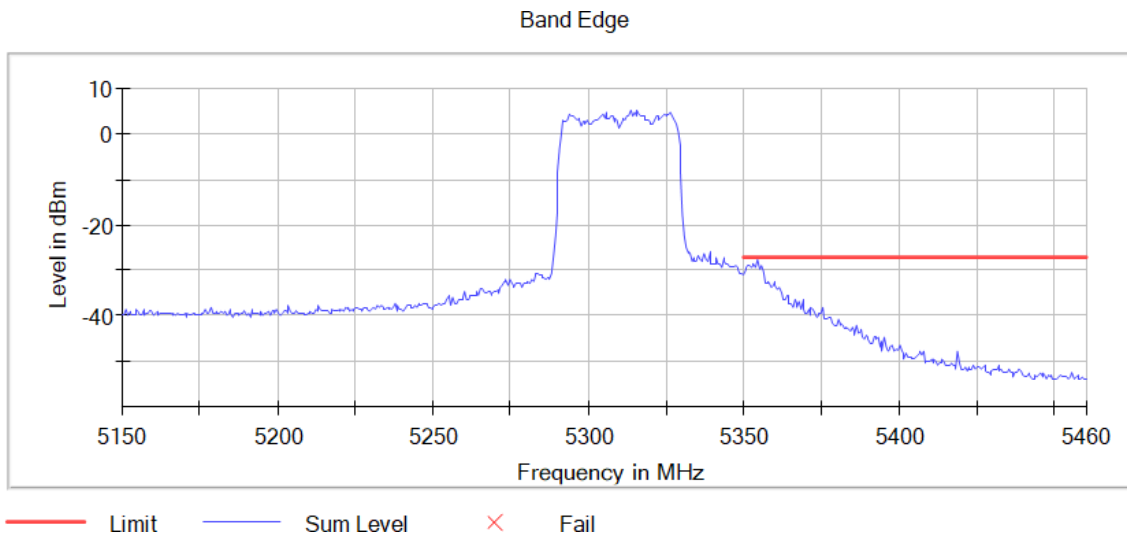
Spectrum Analyzer Parameters

Frequency(MHz)	Level(dBm)	Margin(dB)	Limit(dBm)	Result
5148.250000	-35.5	8.5	-27.0	PASS
5148.750000	-35.7	8.7	-27.0	PASS
5149.250000	-35.9	8.9	-27.0	PASS
5145.750000	-35.9	8.9	-27.0	PASS
5145.250000	-36.2	9.2	-27.0	PASS
5147.750000	-36.3	9.3	-27.0	PASS
5149.750000	-36.5	9.5	-27.0	PASS
5147.250000	-36.6	9.6	-27.0	PASS
5146.750000	-36.6	9.6	-27.0	PASS
5146.250000	-36.9	9.9	-27.0	PASS
5144.750000	-37.2	10.2	-27.0	PASS
5142.250000	-38.0	11.0	-27.0	PASS
5144.250000	-38.1	11.1	-27.0	PASS
5142.750000	-38.2	11.2	-27.0	PASS
5143.750000	-38.2	11.2	-27.0	PASS

Frequency MHz = 5310.00000 Modulation = 802.11ax HE40 SS1 (OFDMA MCS0)

Mode = SISO Measurement Point = 1

Images:



Tables:

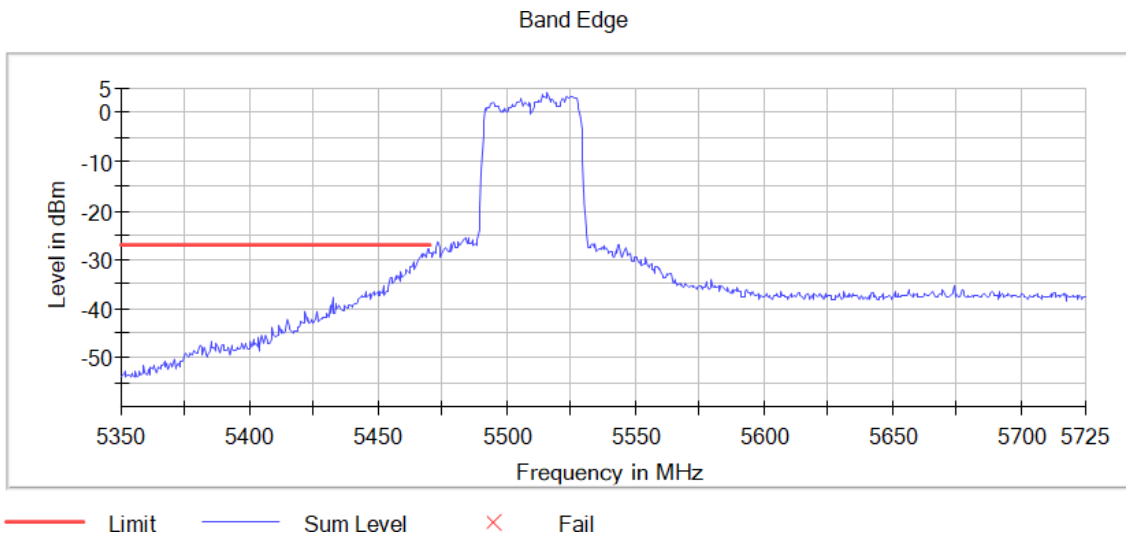
Spectrum Analyzer Parameters

Frequency(MHz)	Level(dBm)	Margin(dB)	Limit(dBm)	Result
5351.250000	-51.8	24.8	-27.0	PASS
5368.250000	-52.2	25.2	-27.0	PASS
5358.250000	-52.6	25.6	-27.0	PASS
5367.250000	-52.7	25.7	-27.0	PASS
5353.750000	-52.7	25.7	-27.0	PASS
5369.250000	-52.8	25.8	-27.0	PASS
5373.750000	-52.9	25.9	-27.0	PASS
5408.250000	-52.9	25.9	-27.0	PASS
5370.750000	-53.0	26.0	-27.0	PASS
5381.750000	-53.1	26.1	-27.0	PASS
5363.750000	-53.1	26.1	-27.0	PASS
5364.250000	-53.1	26.1	-27.0	PASS
5350.250000	-53.1	26.1	-27.0	PASS
5367.750000	-53.2	26.2	-27.0	PASS
5381.250000	-53.2	26.2	-27.0	PASS

Frequency MHz = 5510.00000 Modulation = 802.11ax HE40 SS1 (OFDMA MCS0)

Mode = SISO Measurement Point = 1

Images:



Tables:

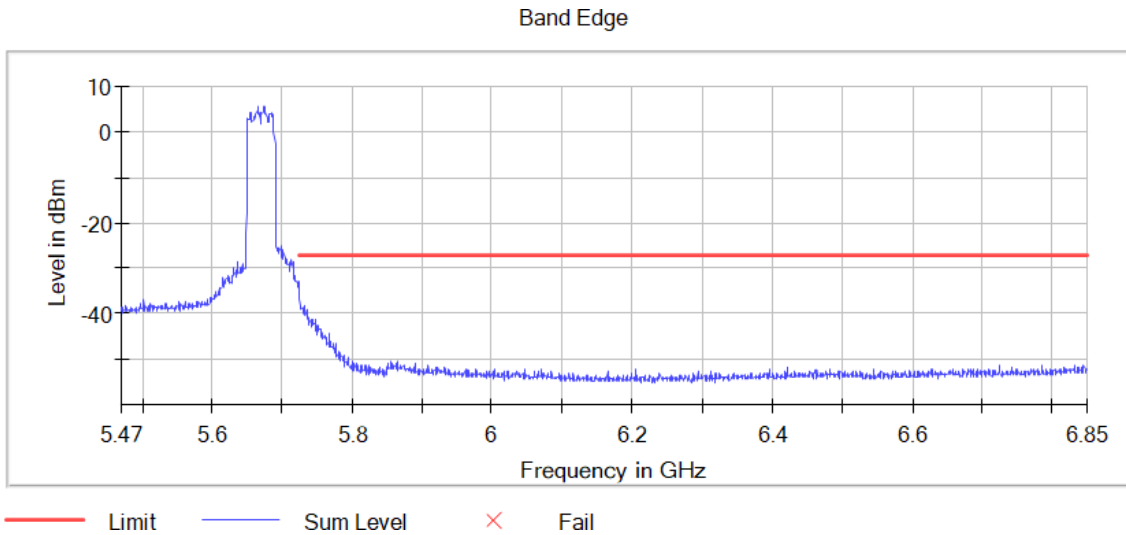
Spectrum Analyzer Parameters

Frequency(MHz)	Level(dBm)	Margin(dB)	Limit(dBm)	Result
5469.750000	-27.7	0.7	-27.0	PASS
5469.250000	-27.8	0.8	-27.0	PASS
5466.750000	-28.6	1.6	-27.0	PASS
5467.750000	-28.7	1.7	-27.0	PASS
5468.750000	-29.2	2.2	-27.0	PASS
5468.250000	-29.5	2.5	-27.0	PASS
5466.250000	-29.5	2.5	-27.0	PASS
5467.250000	-29.5	2.5	-27.0	PASS
5465.750000	-29.9	2.9	-27.0	PASS
5465.250000	-30.0	3.0	-27.0	PASS
5463.750000	-30.2	3.2	-27.0	PASS
5464.750000	-31.0	4.0	-27.0	PASS
5463.250000	-31.7	4.7	-27.0	PASS
5462.750000	-31.7	4.7	-27.0	PASS
5461.250000	-31.9	4.9	-27.0	PASS

Frequency MHz = 5670.00000 Modulation = 802.11ax HE40 SS1 (OFDMA MCS0)

Mode = SISO Measurement Point = 1

Images:



Tables:

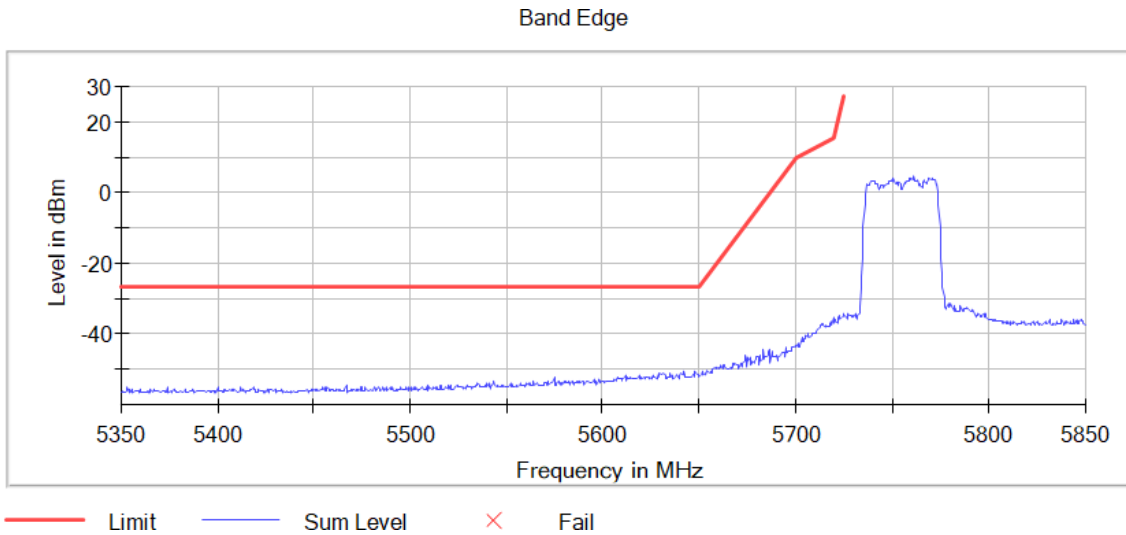
Spectrum Analyzer Parameters

Frequency(MHz)	Level(dBm)	Margin(dB)	Limit(dBm)	Result
5351.250000	-51.8	24.8	-27.0	PASS
5368.250000	-52.2	25.2	-27.0	PASS
5358.250000	-52.6	25.6	-27.0	PASS
5367.250000	-52.7	25.7	-27.0	PASS
5353.750000	-52.7	25.7	-27.0	PASS
5369.250000	-52.8	25.8	-27.0	PASS
5373.750000	-52.9	25.9	-27.0	PASS
5408.250000	-52.9	25.9	-27.0	PASS
5370.750000	-53.0	26.0	-27.0	PASS
5381.750000	-53.1	26.1	-27.0	PASS
5363.750000	-53.1	26.1	-27.0	PASS
5364.250000	-53.1	26.1	-27.0	PASS
5350.250000	-53.1	26.1	-27.0	PASS
5367.750000	-53.2	26.2	-27.0	PASS
5381.250000	-53.2	26.2	-27.0	PASS

Frequency MHz = 5755.00000 Modulation = 802.11ax HE40 SS1 (OFDMA MCS0)

Mode = SISO Measurement Point = 1

Images:



Tables:

Spectrum Analyzer Parameters

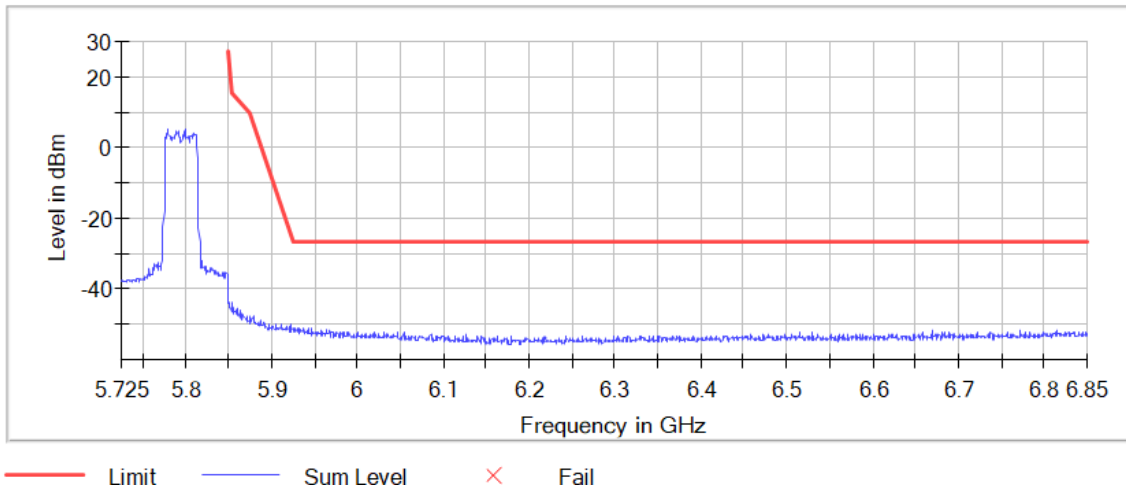
Frequency(MHz)	Level(dBm)	Margin(dB)	Limit(dBm)	Result
5148.250000	-35.5	8.5	-27.0	PASS
5148.750000	-35.7	8.7	-27.0	PASS
5149.250000	-35.9	8.9	-27.0	PASS
5145.750000	-35.9	8.9	-27.0	PASS
5145.250000	-36.2	9.2	-27.0	PASS
5147.750000	-36.3	9.3	-27.0	PASS
5149.750000	-36.5	9.5	-27.0	PASS
5147.250000	-36.6	9.6	-27.0	PASS
5146.750000	-36.6	9.6	-27.0	PASS
5146.250000	-36.9	9.9	-27.0	PASS
5144.750000	-37.2	10.2	-27.0	PASS
5142.250000	-38.0	11.0	-27.0	PASS
5144.250000	-38.1	11.1	-27.0	PASS
5142.750000	-38.2	11.2	-27.0	PASS
5143.750000	-38.2	11.2	-27.0	PASS

Frequency MHz = 5795.00000 Modulation = 802.11ax HE40 SS1 (OFDMA MCS0)

Mode = SISO Measurement Point = 1

Images:

Band Edge



Tables:

Spectrum Analyzer Parameters

Frequency(MHz)	Level(dBm)	Margin(dB)	Limit(dBm)	Result
5351.250000	-51.8	24.8	-27.0	PASS
5368.250000	-52.2	25.2	-27.0	PASS
5358.250000	-52.6	25.6	-27.0	PASS
5367.250000	-52.7	25.7	-27.0	PASS
5353.750000	-52.7	25.7	-27.0	PASS
5369.250000	-52.8	25.8	-27.0	PASS
5373.750000	-52.9	25.9	-27.0	PASS
5408.250000	-52.9	25.9	-27.0	PASS
5370.750000	-53.0	26.0	-27.0	PASS
5381.750000	-53.1	26.1	-27.0	PASS
5363.750000	-53.1	26.1	-27.0	PASS
5364.250000	-53.1	26.1	-27.0	PASS
5350.250000	-53.1	26.1	-27.0	PASS
5367.750000	-53.2	26.2	-27.0	PASS
5381.250000	-53.2	26.2	-27.0	PASS

Modulation: 802.11ax HE40 SS1 (OFDMA MCS9) – Partial RU

Results

Verdict

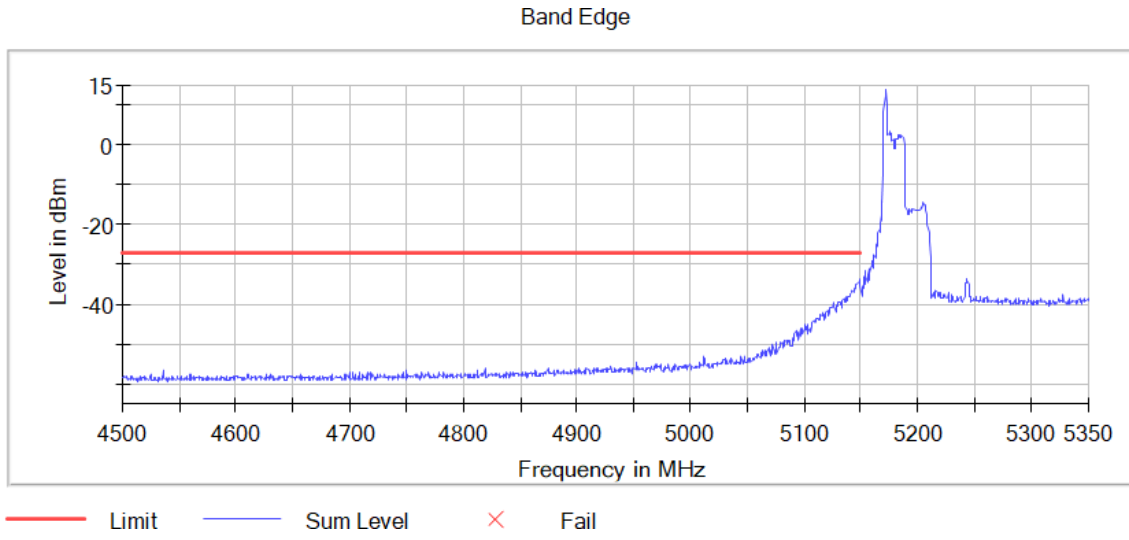
Pass

Attachments

Frequency MHz = 5190.00000 Modulation = 802.11ax HE40 SS1 (OFDMA MCS9)

Mode = SISO Measurement Point = 1

Images:



Tables:

Spectrum Analyzer Parameters

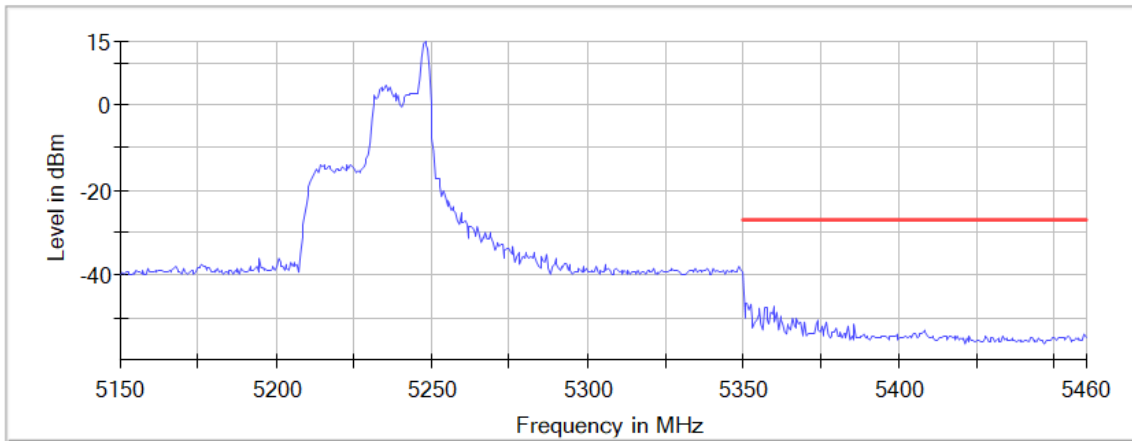
Frequency(MHz)	Level(dBm)	Margin(dB)	Limit(dBm)	Result
5149.750000	-33.4	6.4	-27.0	PASS
5149.250000	-33.7	6.7	-27.0	PASS
5148.750000	-34.1	7.1	-27.0	PASS
5148.250000	-34.4	7.4	-27.0	PASS
5147.750000	-34.5	7.5	-27.0	PASS
5147.250000	-34.7	7.7	-27.0	PASS
5146.750000	-34.7	7.7	-27.0	PASS
5146.250000	-34.9	7.9	-27.0	PASS
5145.250000	-35.6	8.6	-27.0	PASS
5145.750000	-35.9	8.9	-27.0	PASS
5144.250000	-36.1	9.1	-27.0	PASS
5142.750000	-36.3	9.3	-27.0	PASS
5143.750000	-36.3	9.3	-27.0	PASS
5144.750000	-36.4	9.4	-27.0	PASS
5143.250000	-36.8	9.8	-27.0	PASS

Frequency MHz = 5230.00000 Modulation = 802.11ax HE40 SS1 (OFDMA MCS9)

Mode = SISO Measurement Point = 1

Images:

Band Edge



— Limit — Sum Level × Fail

Tables:

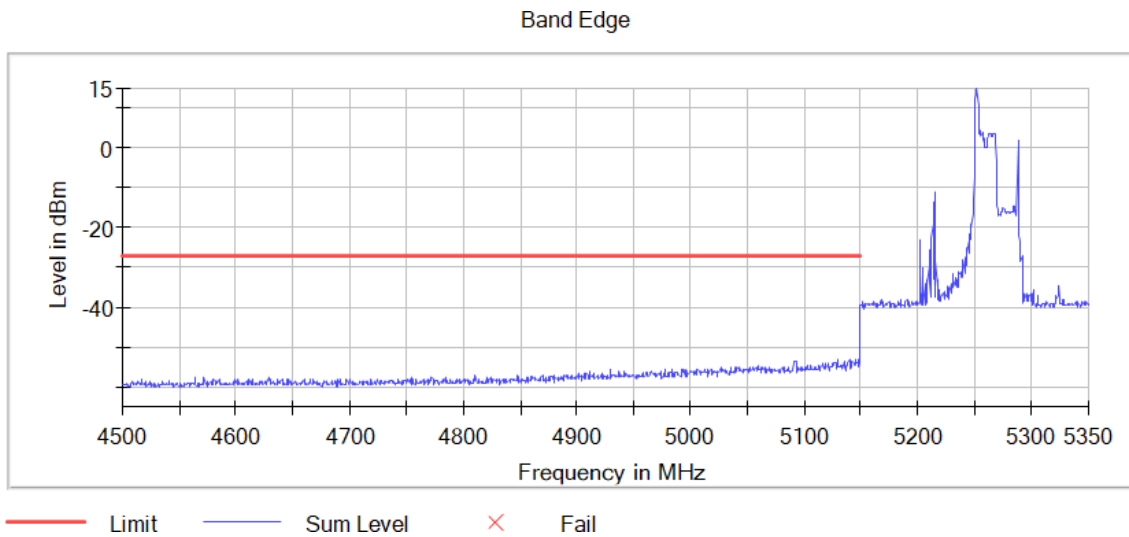
Spectrum Analyzer Parameters

Frequency(MHz)	Level(dBm)	Margin(dB)	Limit(dBm)	Result
5351.250000	-46.8	19.8	-27.0	PASS
5352.250000	-46.9	19.9	-27.0	PASS
5350.750000	-46.9	19.9	-27.0	PASS
5359.750000	-47.4	20.4	-27.0	PASS
5357.250000	-47.6	20.6	-27.0	PASS
5356.750000	-47.6	20.6	-27.0	PASS
5355.250000	-47.7	20.7	-27.0	PASS
5351.750000	-48.4	21.4	-27.0	PASS
5360.750000	-48.6	21.6	-27.0	PASS
5358.750000	-48.8	21.8	-27.0	PASS
5359.250000	-49.2	22.2	-27.0	PASS
5354.750000	-49.4	22.4	-27.0	PASS
5361.750000	-49.5	22.5	-27.0	PASS
5365.750000	-50.0	23.0	-27.0	PASS
5350.250000	-50.2	23.2	-27.0	PASS

Frequency MHz = 5270.00000 Modulation = 802.11ax HE40 SS1 (OFDMA MCS9)

Mode = SISO Measurement Point = 1

Images:



Tables:

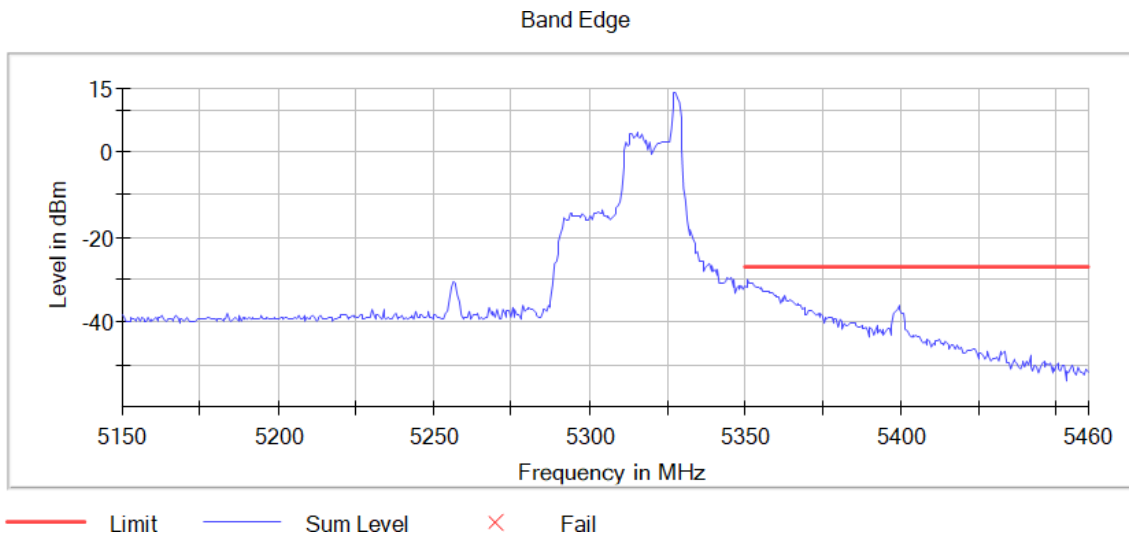
Spectrum Analyzer Parameters

Frequency(MHz)	Level(dBm)	Margin(dB)	Limit(dBm)	Result
5149.750000	-33.4	6.4	-27.0	PASS
5149.250000	-33.7	6.7	-27.0	PASS
5148.750000	-34.1	7.1	-27.0	PASS
5148.250000	-34.4	7.4	-27.0	PASS
5147.750000	-34.5	7.5	-27.0	PASS
5147.250000	-34.7	7.7	-27.0	PASS
5146.750000	-34.7	7.7	-27.0	PASS
5146.250000	-34.9	7.9	-27.0	PASS
5145.250000	-35.6	8.6	-27.0	PASS
5145.750000	-35.9	8.9	-27.0	PASS
5144.250000	-36.1	9.1	-27.0	PASS
5142.750000	-36.3	9.3	-27.0	PASS
5143.750000	-36.3	9.3	-27.0	PASS
5144.750000	-36.4	9.4	-27.0	PASS
5143.250000	-36.8	9.8	-27.0	PASS

Frequency MHz = 5310.00000 Modulation = 802.11ax HE40 SS1 (OFDMA MCS9)

Mode = SISO Measurement Point = 1

Images:



Tables:

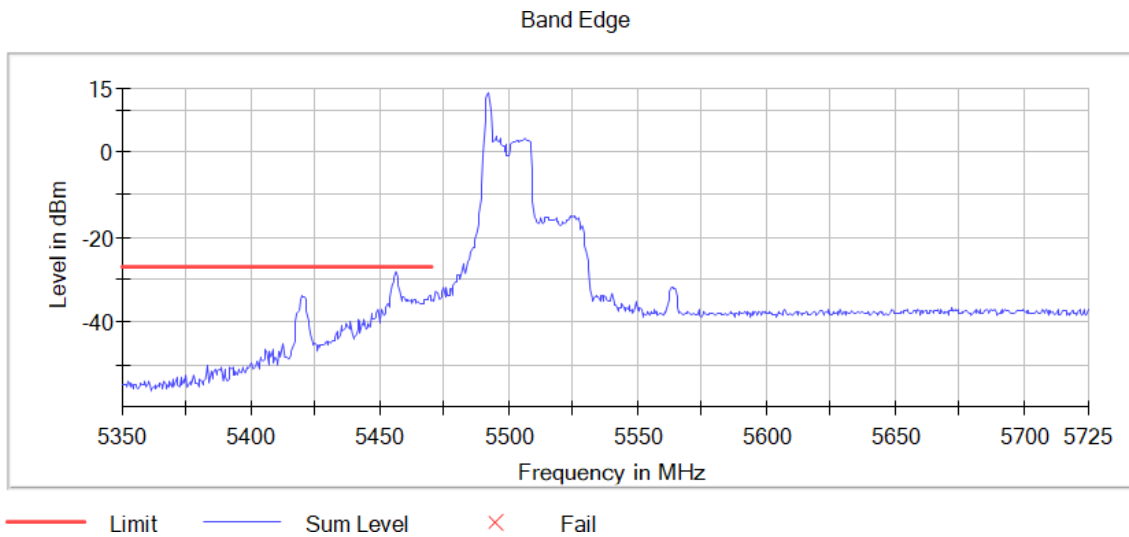
Spectrum Analyzer Parameters

Frequency(MHz)	Level(dBm)	Margin(dB)	Limit(dBm)	Result
5351.250000	-46.8	19.8	-27.0	PASS
5352.250000	-46.9	19.9	-27.0	PASS
5350.750000	-46.9	19.9	-27.0	PASS
5359.750000	-47.4	20.4	-27.0	PASS
5357.250000	-47.6	20.6	-27.0	PASS
5356.750000	-47.6	20.6	-27.0	PASS
5355.250000	-47.7	20.7	-27.0	PASS
5351.750000	-48.4	21.4	-27.0	PASS
5360.750000	-48.6	21.6	-27.0	PASS
5358.750000	-48.8	21.8	-27.0	PASS
5359.250000	-49.2	22.2	-27.0	PASS
5354.750000	-49.4	22.4	-27.0	PASS
5361.750000	-49.5	22.5	-27.0	PASS
5365.750000	-50.0	23.0	-27.0	PASS
5350.250000	-50.2	23.2	-27.0	PASS

Frequency MHz = 5510.00000 Modulation = 802.11ax HE40 SS1 (OFDMA MCS9)

Mode = SISO Measurement Point = 1

Images:



Tables:

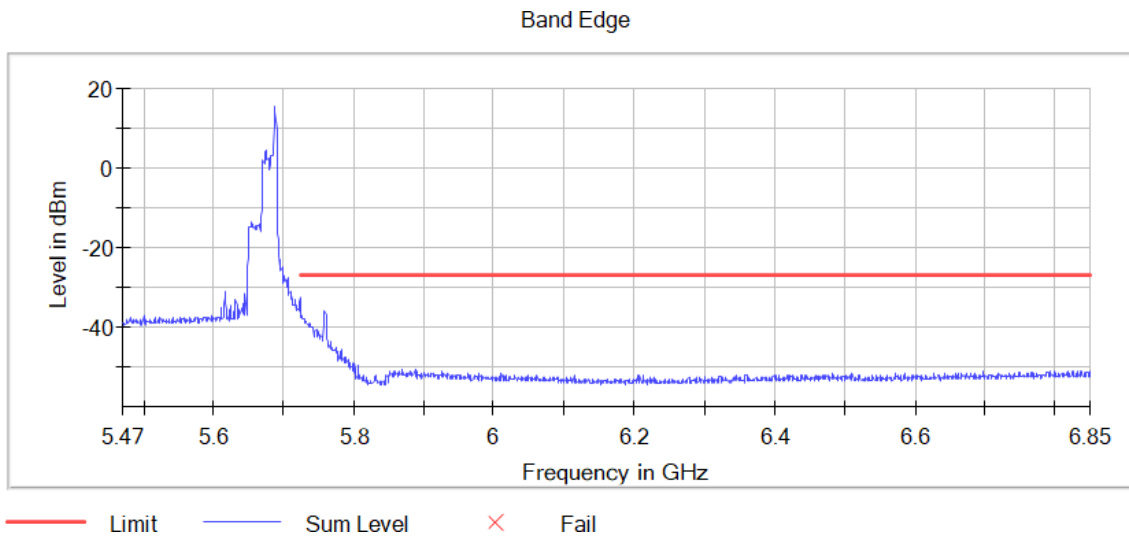
Spectrum Analyzer Parameters

Frequency(MHz)	Level(dBm)	Margin(dB)	Limit(dBm)	Result
5149.750000	-33.4	6.4	-27.0	PASS
5149.250000	-33.7	6.7	-27.0	PASS
5148.750000	-34.1	7.1	-27.0	PASS
5148.250000	-34.4	7.4	-27.0	PASS
5147.750000	-34.5	7.5	-27.0	PASS
5147.250000	-34.7	7.7	-27.0	PASS
5146.750000	-34.7	7.7	-27.0	PASS
5146.250000	-34.9	7.9	-27.0	PASS
5145.250000	-35.6	8.6	-27.0	PASS
5145.750000	-35.9	8.9	-27.0	PASS
5144.250000	-36.1	9.1	-27.0	PASS
5142.750000	-36.3	9.3	-27.0	PASS
5143.750000	-36.3	9.3	-27.0	PASS
5144.750000	-36.4	9.4	-27.0	PASS
5143.250000	-36.8	9.8	-27.0	PASS

Frequency MHz = 5670.00000 Modulation = 802.11ax HE40 SS1 (OFDMA MCS9)

Mode = SISO Measurement Point = 1

Images:



Tables:

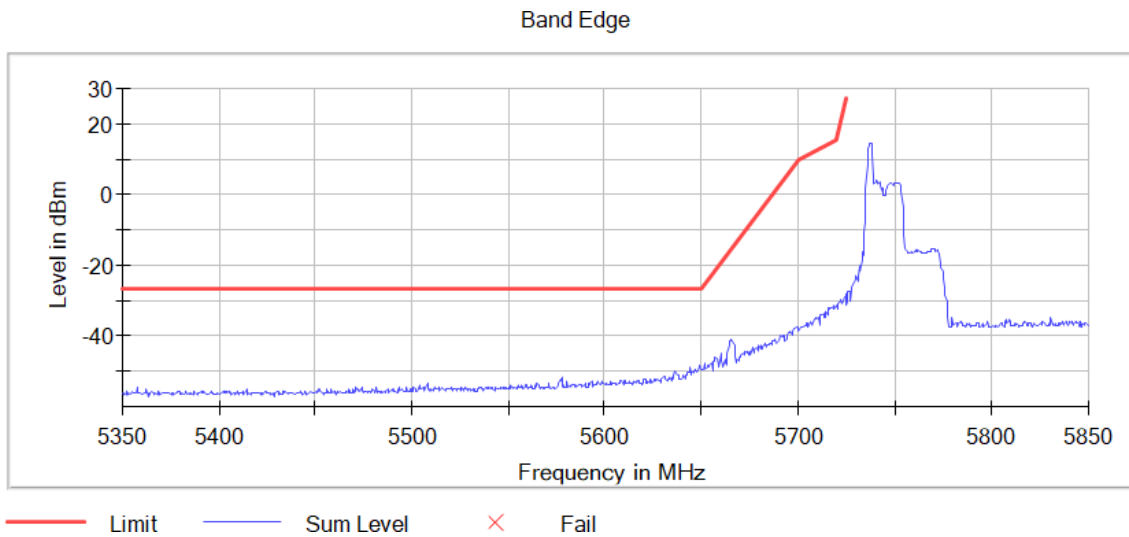
Spectrum Analyzer Parameters

Frequency(MHz)	Level(dBm)	Margin(dB)	Limit(dBm)	Result
5351.250000	-46.8	19.8	-27.0	PASS
5352.250000	-46.9	19.9	-27.0	PASS
5350.750000	-46.9	19.9	-27.0	PASS
5359.750000	-47.4	20.4	-27.0	PASS
5357.250000	-47.6	20.6	-27.0	PASS
5356.750000	-47.6	20.6	-27.0	PASS
5355.250000	-47.7	20.7	-27.0	PASS
5351.750000	-48.4	21.4	-27.0	PASS
5360.750000	-48.6	21.6	-27.0	PASS
5358.750000	-48.8	21.8	-27.0	PASS
5359.250000	-49.2	22.2	-27.0	PASS
5354.750000	-49.4	22.4	-27.0	PASS
5361.750000	-49.5	22.5	-27.0	PASS
5365.750000	-50.0	23.0	-27.0	PASS
5350.250000	-50.2	23.2	-27.0	PASS

Frequency MHz = 5755.00000 Modulation = 802.11ax HE40 SS1 (OFDMA MCS9)

Mode = SISO Measurement Point = 1

Images:



Tables:

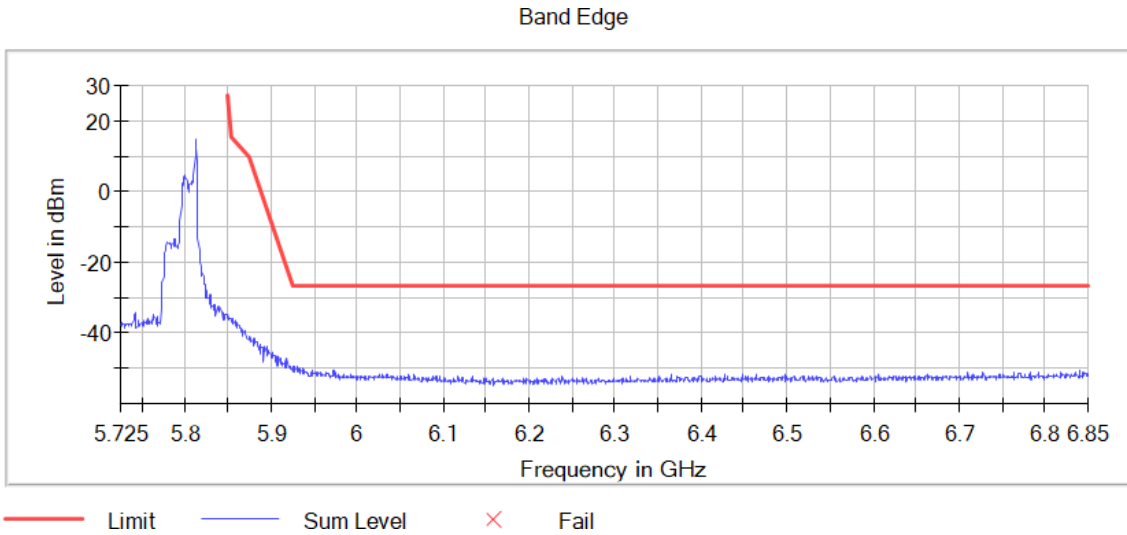
Spectrum Analyzer Parameters

Frequency(MHz)	Level(dBm)	Margin(dB)	Limit(dBm)	Result
5149.750000	-33.4	6.4	-27.0	PASS
5149.250000	-33.7	6.7	-27.0	PASS
5148.750000	-34.1	7.1	-27.0	PASS
5148.250000	-34.4	7.4	-27.0	PASS
5147.750000	-34.5	7.5	-27.0	PASS
5147.250000	-34.7	7.7	-27.0	PASS
5146.750000	-34.7	7.7	-27.0	PASS
5146.250000	-34.9	7.9	-27.0	PASS
5145.250000	-35.6	8.6	-27.0	PASS
5145.750000	-35.9	8.9	-27.0	PASS
5144.250000	-36.1	9.1	-27.0	PASS
5142.750000	-36.3	9.3	-27.0	PASS
5143.750000	-36.3	9.3	-27.0	PASS
5144.750000	-36.4	9.4	-27.0	PASS
5143.250000	-36.8	9.8	-27.0	PASS

Frequency MHz = 5795.00000 Modulation = 802.11ax HE40 SS1 (OFDMA MCS9)

Mode = SISO Measurement Point = 1

Images:



Tables:

Spectrum Analyzer Parameters

Frequency(MHz)	Level(dBm)	Margin(dB)	Limit(dBm)	Result
5351.250000	-46.8	19.8	-27.0	PASS
5352.250000	-46.9	19.9	-27.0	PASS
5350.750000	-46.9	19.9	-27.0	PASS
5359.750000	-47.4	20.4	-27.0	PASS
5357.250000	-47.6	20.6	-27.0	PASS
5356.750000	-47.6	20.6	-27.0	PASS
5355.250000	-47.7	20.7	-27.0	PASS
5351.750000	-48.4	21.4	-27.0	PASS
5360.750000	-48.6	21.6	-27.0	PASS
5358.750000	-48.8	21.8	-27.0	PASS
5359.250000	-49.2	22.2	-27.0	PASS
5354.750000	-49.4	22.4	-27.0	PASS
5361.750000	-49.5	22.5	-27.0	PASS
5365.750000	-50.0	23.0	-27.0	PASS
5350.250000	-50.2	23.2	-27.0	PASS

DEKRA Certification, Inc.
405 Glenn Dr. Suite 12,
Sterling, VA 20164
United States of America



Mode: SISO

Modulation: 802.11ax HE80 SS1 (OFDMA MCS9) – Full RU

Results

Verdict

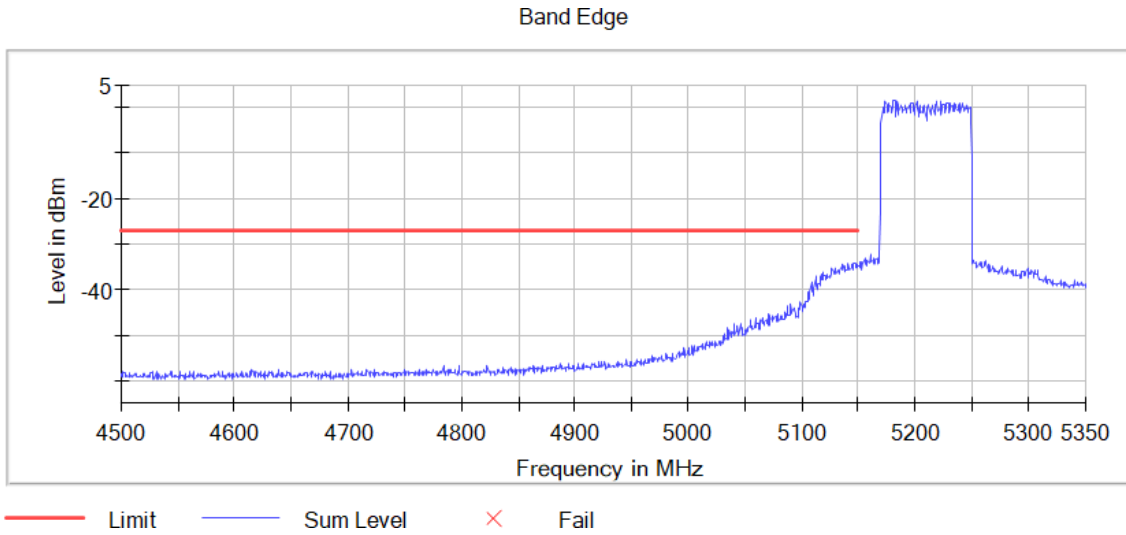
Pass

Attachments

Frequency MHz = 5210.00000 Modulation = 802.11ax HE80 SS1 (OFDMA MCS9)

Mode = SISO Measurement Point = 1

Images:



Tables:

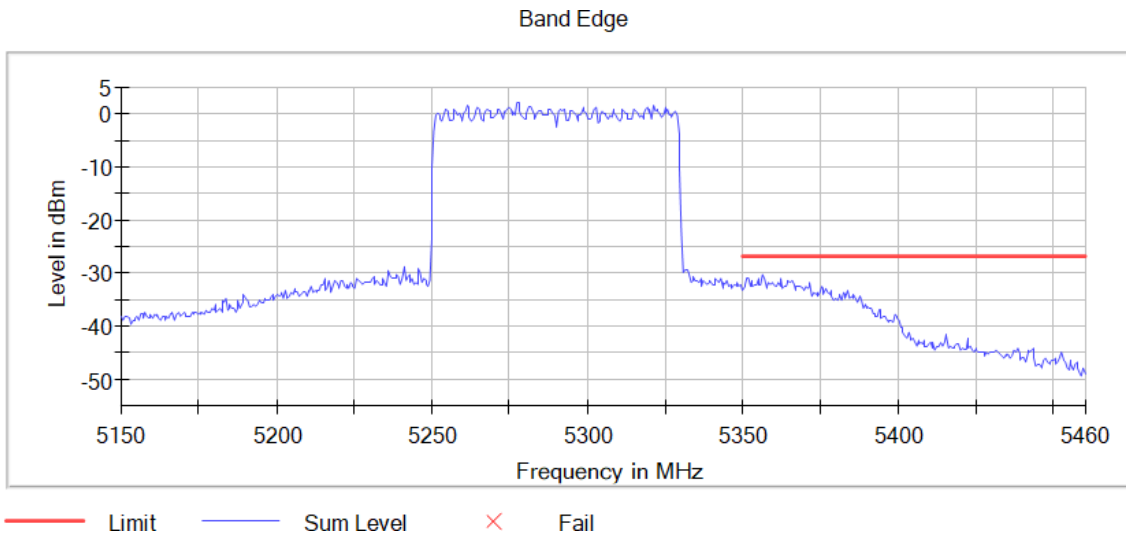
Spectrum Analyzer Parameters

Frequency(MHz)	Level(dBm)	Margin(dB)	Limit(dBm)	Result
5149.250000	-34.2	7.2	-27.0	PASS
5141.250000	-34.2	7.2	-27.0	PASS
5146.250000	-34.3	7.3	-27.0	PASS
5140.750000	-34.3	7.3	-27.0	PASS
5143.750000	-34.3	7.3	-27.0	PASS
5135.750000	-34.5	7.5	-27.0	PASS
5146.750000	-34.5	7.5	-27.0	PASS
5134.750000	-34.7	7.7	-27.0	PASS
5148.250000	-34.8	7.8	-27.0	PASS
5138.750000	-34.8	7.8	-27.0	PASS
5136.250000	-34.8	7.8	-27.0	PASS
5144.750000	-35.0	8.0	-27.0	PASS
5147.250000	-35.0	8.0	-27.0	PASS
5141.750000	-35.1	8.1	-27.0	PASS
5148.750000	-35.1	8.1	-27.0	PASS

Frequency MHz = 5290.00000 Modulation = 802.11ax HE80 SS1 (OFDMA MCS9)

Mode = SISO Measurement Point = 1

Images:



Tables:

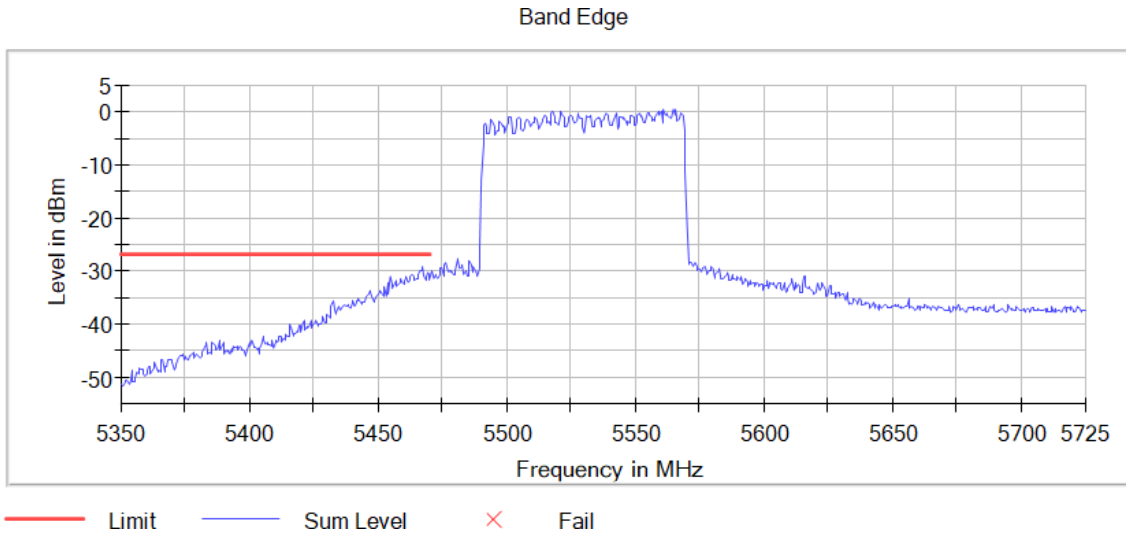
Spectrum Analyzer Parameters

Frequency(MHz)	Level(dBm)	Margin(dB)	Limit(dBm)	Result
5356.250000	-30.2	3.2	-27.0	PASS
5362.250000	-30.8	3.8	-27.0	PASS
5354.750000	-31.1	4.1	-27.0	PASS
5351.250000	-31.1	4.1	-27.0	PASS
5356.750000	-31.1	4.1	-27.0	PASS
5351.750000	-31.1	4.1	-27.0	PASS
5364.750000	-31.3	4.3	-27.0	PASS
5365.750000	-31.3	4.3	-27.0	PASS
5352.750000	-31.6	4.6	-27.0	PASS
5365.250000	-31.6	4.6	-27.0	PASS
5361.250000	-31.7	4.7	-27.0	PASS
5364.250000	-31.7	4.7	-27.0	PASS
5371.750000	-31.8	4.8	-27.0	PASS
5359.250000	-31.9	4.9	-27.0	PASS
5358.250000	-31.9	4.9	-27.0	PASS

Frequency MHz = 5530.00000 Modulation = 802.11ax HE80 SS1 (OFDMA MCS9)

Mode = SISO Measurement Point = 1

Images:



Tables:

Spectrum Analyzer Parameters

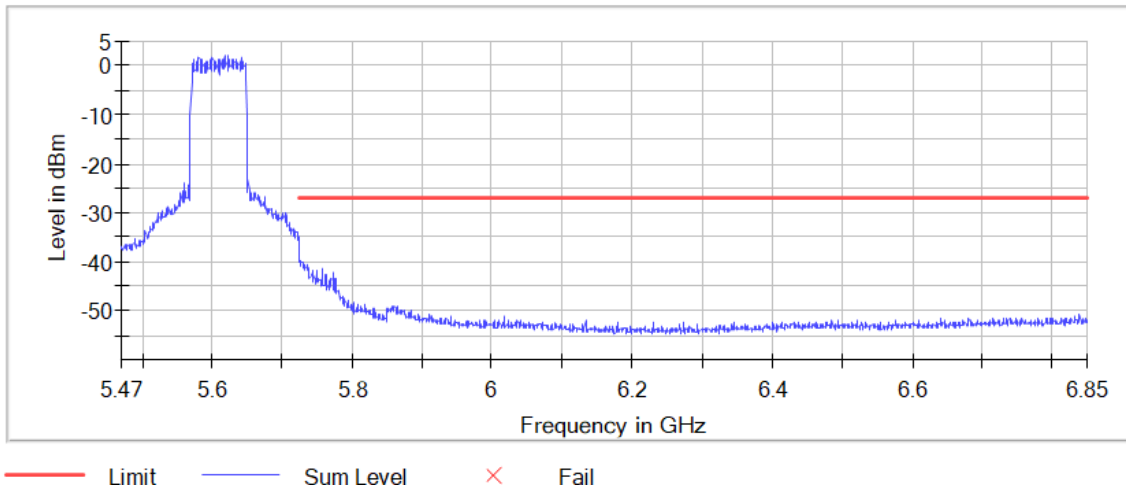
Frequency(MHz)	Level(dBm)	Margin(dB)	Limit(dBm)	Result
5467.250000	-29.3	2.3	-27.0	PASS
5466.250000	-30.0	3.0	-27.0	PASS
5466.750000	-30.0	3.0	-27.0	PASS
5469.250000	-30.3	3.3	-27.0	PASS
5469.750000	-30.7	3.7	-27.0	PASS
5465.750000	-30.7	3.7	-27.0	PASS
5463.250000	-30.8	3.8	-27.0	PASS
5467.750000	-30.8	3.8	-27.0	PASS
5454.750000	-30.9	3.9	-27.0	PASS
5463.750000	-30.9	3.9	-27.0	PASS
5468.750000	-31.0	4.0	-27.0	PASS
5461.250000	-31.0	4.0	-27.0	PASS
5462.750000	-31.2	4.2	-27.0	PASS
5464.750000	-31.2	4.2	-27.0	PASS
5458.750000	-31.3	4.3	-27.0	PASS

Frequency MHz = 5610.00000 Modulation = 802.11ax HE80 SS1 (OFDMA MCS9)

Mode = SISO Measurement Point = 1

Images:

Band Edge



Tables:

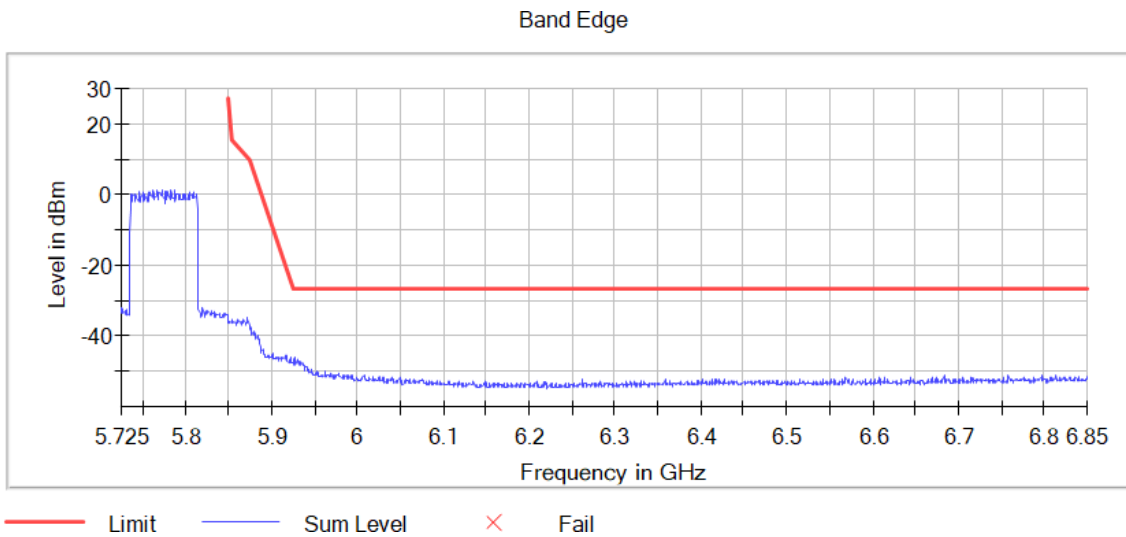
Spectrum Analyzer Parameters

Frequency(MHz)	Level(dBm)	Margin(dB)	Limit(dBm)	Result
5728.250000	-39.5	12.5	-27.0	PASS
5725.250000	-39.7	12.7	-27.0	PASS
5726.250000	-39.9	12.9	-27.0	PASS
5728.750000	-40.0	13.0	-27.0	PASS
5725.750000	-40.0	13.0	-27.0	PASS
5729.250000	-40.2	13.2	-27.0	PASS
5729.750000	-40.3	13.3	-27.0	PASS
5730.250000	-40.5	13.5	-27.0	PASS
5731.750000	-40.5	13.5	-27.0	PASS
5735.750000	-40.5	13.5	-27.0	PASS
5726.750000	-40.6	13.6	-27.0	PASS
5733.750000	-40.7	13.7	-27.0	PASS
5727.750000	-40.7	13.7	-27.0	PASS
5732.750000	-40.8	13.8	-27.0	PASS
5734.250000	-40.9	13.9	-27.0	PASS

Frequency MHz = 5775.00000 Modulation = 802.11ax HE80 SS1 (OFDMA MCS9)

Mode = SISO Measurement Point = 1

Images:



Tables:

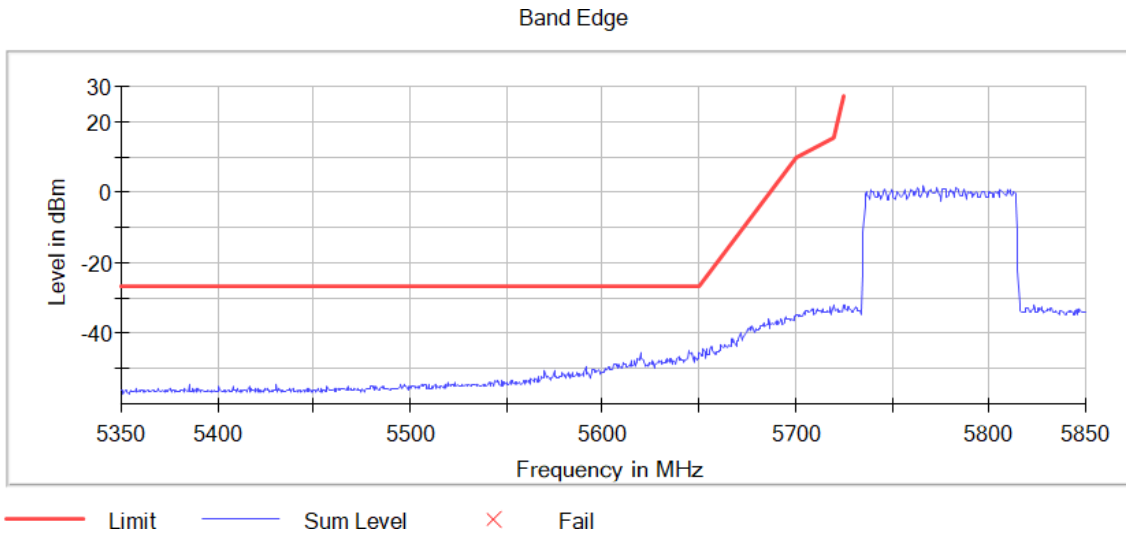
Spectrum Analyzer Parameters

Frequency(MHz)	Level(dBm)	Margin(dB)	Limit(dBm)	Result
5356.250000	-30.2	3.2	-27.0	PASS
5362.250000	-30.8	3.8	-27.0	PASS
5354.750000	-31.1	4.1	-27.0	PASS
5351.250000	-31.1	4.1	-27.0	PASS
5356.750000	-31.1	4.1	-27.0	PASS
5351.750000	-31.1	4.1	-27.0	PASS
5364.750000	-31.3	4.3	-27.0	PASS
5365.750000	-31.3	4.3	-27.0	PASS
5352.750000	-31.6	4.6	-27.0	PASS
5365.250000	-31.6	4.6	-27.0	PASS
5361.250000	-31.7	4.7	-27.0	PASS
5364.250000	-31.7	4.7	-27.0	PASS
5371.750000	-31.8	4.8	-27.0	PASS
5359.250000	-31.9	4.9	-27.0	PASS
5358.250000	-31.9	4.9	-27.0	PASS

Frequency MHz = 5775.00000 Modulation = 802.11ax HE80 SS1 (OFDMA MCS9)

Mode = SISO Measurement Point = 1

Images:



Tables:

Spectrum Analyzer Parameters

Frequency(MHz)	Level(dBm)	Margin(dB)	Limit(dBm)	Result
5149.250000	-34.2	7.2	-27.0	PASS
5141.250000	-34.2	7.2	-27.0	PASS
5146.250000	-34.3	7.3	-27.0	PASS
5140.750000	-34.3	7.3	-27.0	PASS
5143.750000	-34.3	7.3	-27.0	PASS
5135.750000	-34.5	7.5	-27.0	PASS
5146.750000	-34.5	7.5	-27.0	PASS
5134.750000	-34.7	7.7	-27.0	PASS
5148.250000	-34.8	7.8	-27.0	PASS
5138.750000	-34.8	7.8	-27.0	PASS
5136.250000	-34.8	7.8	-27.0	PASS
5144.750000	-35.0	8.0	-27.0	PASS
5147.250000	-35.0	8.0	-27.0	PASS
5141.750000	-35.1	8.1	-27.0	PASS
5148.750000	-35.1	8.1	-27.0	PASS

Modulation: 802.11ax HE80 SS1 (OFDMA MCS11) – Partial RU

Results

Verdict

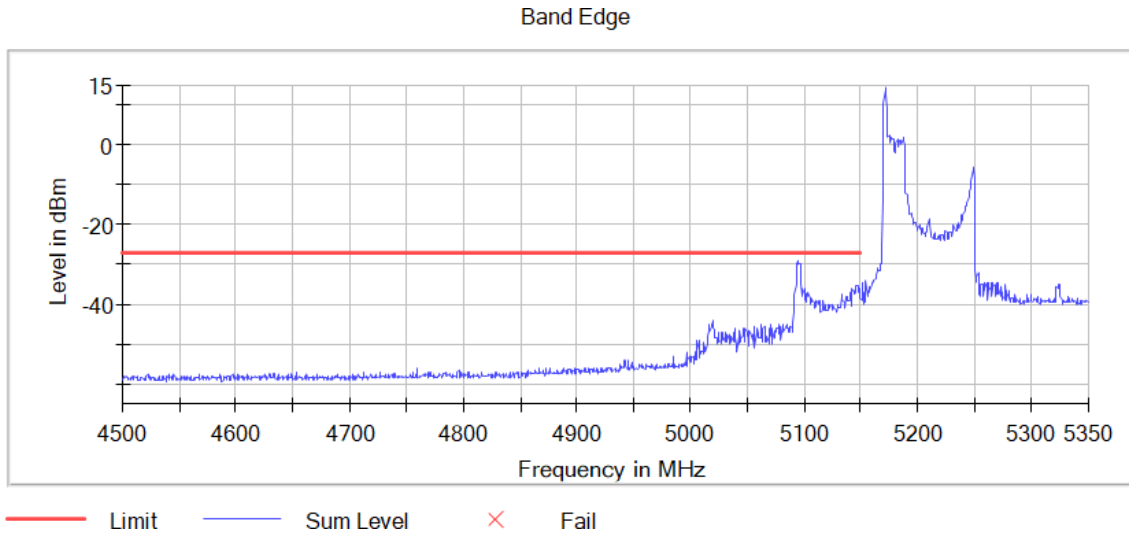
Pass

Attachments

Frequency MHz = 5210.00000 Modulation = 802.11ax HE80 SS1 (OFDMA MCS11)

Mode = SISO Measurement Point = 1

Images:



Tables:

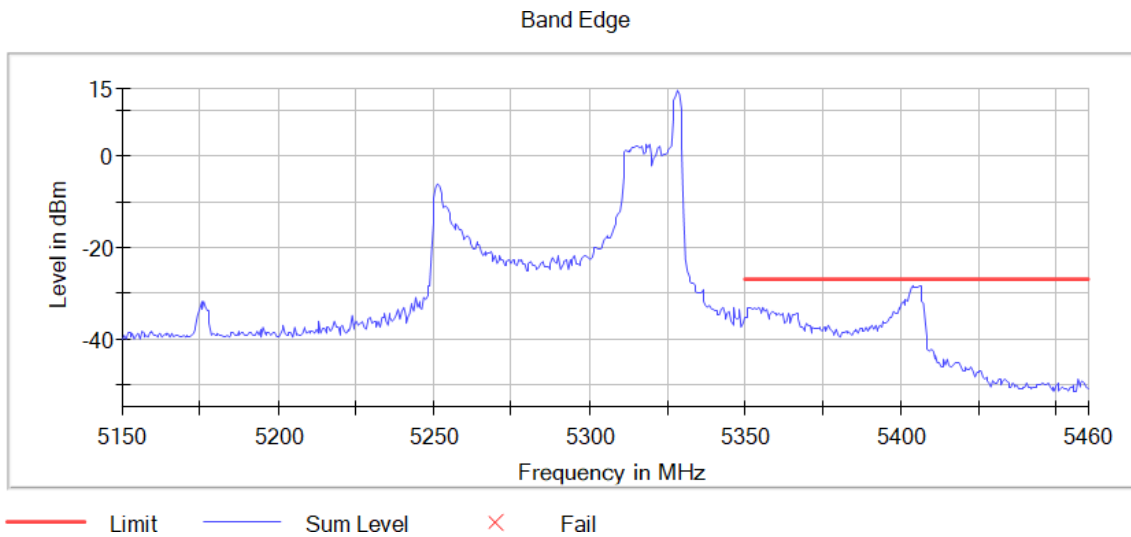
Spectrum Analyzer Parameters

Frequency(MHz)	Level(dBm)	Margin(dB)	Limit(dBm)	Result
5095.250000	-28.8	1.8	-27.0	PASS
5094.250000	-29.4	2.4	-27.0	PASS
5095.750000	-29.9	2.9	-27.0	PASS
5094.750000	-29.9	2.9	-27.0	PASS
5096.250000	-30.0	3.0	-27.0	PASS
5093.750000	-31.9	4.9	-27.0	PASS
5093.250000	-33.1	6.1	-27.0	PASS
5097.250000	-34.5	7.5	-27.0	PASS
5096.750000	-34.7	7.7	-27.0	PASS
5092.750000	-34.9	7.9	-27.0	PASS
5097.750000	-35.1	8.1	-27.0	PASS
5146.250000	-35.3	8.3	-27.0	PASS
5146.750000	-35.7	8.7	-27.0	PASS
5099.750000	-35.8	8.8	-27.0	PASS
5147.750000	-35.9	8.9	-27.0	PASS

Frequency MHz = 5290.00000 Modulation = 802.11ax HE80 SS1 (OFDMA MCS11)

Mode = SISO Measurement Point = 1

Images:



Tables:

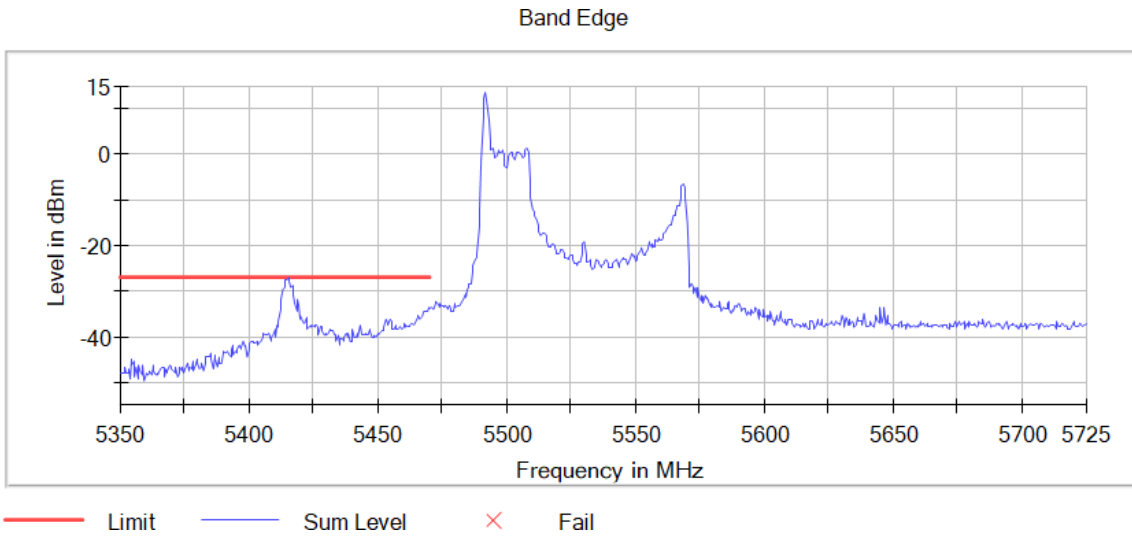
Spectrum Analyzer Parameters

Frequency(MHz)	Level(dBm)	Margin(dB)	Limit(dBm)	Result
5405.750000	-28.3	1.3	-27.0	PASS
5406.250000	-28.4	1.4	-27.0	PASS
5403.750000	-28.5	1.5	-27.0	PASS
5404.750000	-28.7	1.7	-27.0	PASS
5404.250000	-28.8	1.8	-27.0	PASS
5403.250000	-28.8	1.8	-27.0	PASS
5405.250000	-28.9	1.9	-27.0	PASS
5402.750000	-30.0	3.0	-27.0	PASS
5401.750000	-31.6	4.6	-27.0	PASS
5402.250000	-31.8	4.8	-27.0	PASS
5406.750000	-31.9	4.9	-27.0	PASS
5400.750000	-32.0	5.0	-27.0	PASS
5400.250000	-32.3	5.3	-27.0	PASS
5407.250000	-32.4	5.4	-27.0	PASS
5401.250000	-32.8	5.8	-27.0	PASS

Frequency MHz = 5530.00000 Modulation = 802.11ax HE80 SS1 (OFDMA MCS11)

Mode = SISO Measurement Point = 1

Images:



Tables:

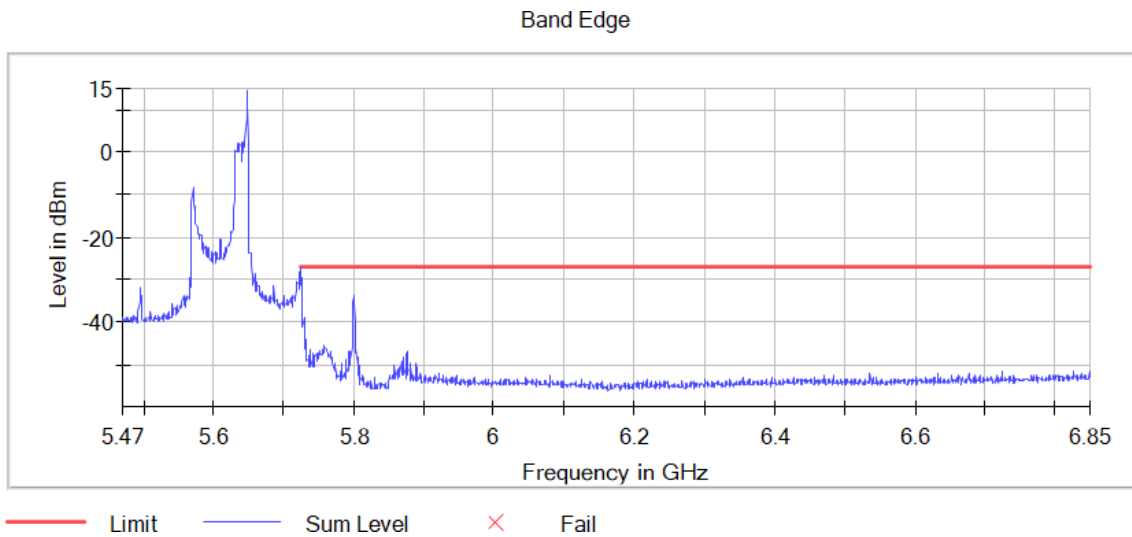
Spectrum Analyzer Parameters

Frequency(MHz)	Level(dBm)	Margin(dB)	Limit(dBm)	Result
5095.250000	-28.8	1.8	-27.0	PASS
5094.250000	-29.4	2.4	-27.0	PASS
5095.750000	-29.9	2.9	-27.0	PASS
5094.750000	-29.9	2.9	-27.0	PASS
5096.250000	-30.0	3.0	-27.0	PASS
5093.750000	-31.9	4.9	-27.0	PASS
5093.250000	-33.1	6.1	-27.0	PASS
5097.250000	-34.5	7.5	-27.0	PASS
5096.750000	-34.7	7.7	-27.0	PASS
5092.750000	-34.9	7.9	-27.0	PASS
5097.750000	-35.1	8.1	-27.0	PASS
5146.250000	-35.3	8.3	-27.0	PASS
5146.750000	-35.7	8.7	-27.0	PASS
5099.750000	-35.8	8.8	-27.0	PASS
5147.750000	-35.9	8.9	-27.0	PASS

Frequency MHz = 5610.00000 Modulation = 802.11ax HE80 SS1 (OFDMA MCS11)

Mode = SISO Measurement Point = 1

Images:



Tables:

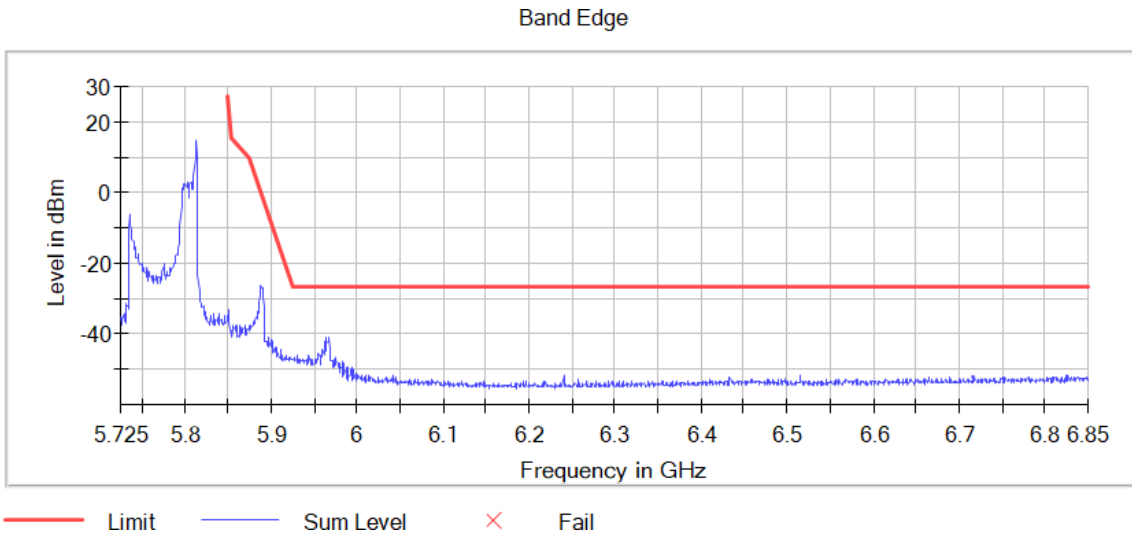
Spectrum Analyzer Parameters

Frequency(MHz)	Level(dBm)	Margin(dB)	Limit(dBm)	Result
5405.750000	-28.3	1.3	-27.0	PASS
5406.250000	-28.4	1.4	-27.0	PASS
5403.750000	-28.5	1.5	-27.0	PASS
5404.750000	-28.7	1.7	-27.0	PASS
5404.250000	-28.8	1.8	-27.0	PASS
5403.250000	-28.8	1.8	-27.0	PASS
5405.250000	-28.9	1.9	-27.0	PASS
5402.750000	-30.0	3.0	-27.0	PASS
5401.750000	-31.6	4.6	-27.0	PASS
5402.250000	-31.8	4.8	-27.0	PASS
5406.750000	-31.9	4.9	-27.0	PASS
5400.750000	-32.0	5.0	-27.0	PASS
5400.250000	-32.3	5.3	-27.0	PASS
5407.250000	-32.4	5.4	-27.0	PASS
5401.250000	-32.8	5.8	-27.0	PASS

Frequency MHz = 5775.00000 Modulation = 802.11ax HE80 SS1 (OFDMA MCS11)

Mode = SISO Measurement Point = 1

Images:



Tables:

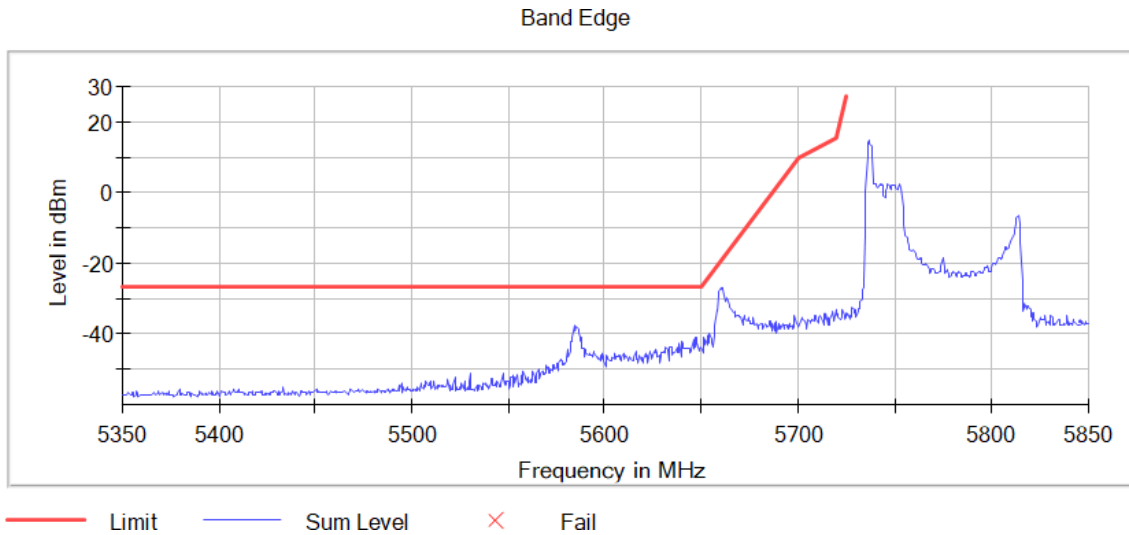
Spectrum Analyzer Parameters

Frequency(MHz)	Level(dBm)	Margin(dB)	Limit(dBm)	Result
5405.750000	-28.3	1.3	-27.0	PASS
5406.250000	-28.4	1.4	-27.0	PASS
5403.750000	-28.5	1.5	-27.0	PASS
5404.750000	-28.7	1.7	-27.0	PASS
5404.250000	-28.8	1.8	-27.0	PASS
5403.250000	-28.8	1.8	-27.0	PASS
5405.250000	-28.9	1.9	-27.0	PASS
5402.750000	-30.0	3.0	-27.0	PASS
5401.750000	-31.6	4.6	-27.0	PASS
5402.250000	-31.8	4.8	-27.0	PASS
5406.750000	-31.9	4.9	-27.0	PASS
5400.750000	-32.0	5.0	-27.0	PASS
5400.250000	-32.3	5.3	-27.0	PASS
5407.250000	-32.4	5.4	-27.0	PASS
5401.250000	-32.8	5.8	-27.0	PASS

Frequency MHz = 5775.00000 Modulation = 802.11ax HE80 SS1 (OFDMA MCS11)

Mode = SISO Measurement Point = 1

Images:



Tables:

Spectrum Analyzer Parameters

Frequency(MHz)	Level(dBm)	Margin(dB)	Limit(dBm)	Result
5095.250000	-28.8	1.8	-27.0	PASS
5094.250000	-29.4	2.4	-27.0	PASS
5095.750000	-29.9	2.9	-27.0	PASS
5094.750000	-29.9	2.9	-27.0	PASS
5096.250000	-30.0	3.0	-27.0	PASS
5093.750000	-31.9	4.9	-27.0	PASS
5093.250000	-33.1	6.1	-27.0	PASS
5097.250000	-34.5	7.5	-27.0	PASS
5096.750000	-34.7	7.7	-27.0	PASS
5092.750000	-34.9	7.9	-27.0	PASS
5097.750000	-35.1	8.1	-27.0	PASS
5146.250000	-35.3	8.3	-27.0	PASS
5146.750000	-35.7	8.7	-27.0	PASS
5099.750000	-35.8	8.8	-27.0	PASS
5147.750000	-35.9	8.9	-27.0	PASS

FCC 15.407 (e) / RSS-247 6.2.4.1 6 dB Emission Bandwidth

Limits

Within the 5.725-5.850 GHz and 5.850-5.895 GHz bands, the minimum 6 dB bandwidth of U-NII devices shall be at least 500 kHz.

RSS-247: For equipment operating in the band 5725-5850 MHz, the minimum 6 dB bandwidth shall be at least 500 kHz.

Modulation: 802.11a (OFDM 54 Mbit/s)

Results

Freq (MHz)	Emission Bandwidth (MHz)
5745.00000	16.550
5785.00000	16.550
5825.00000	16.550

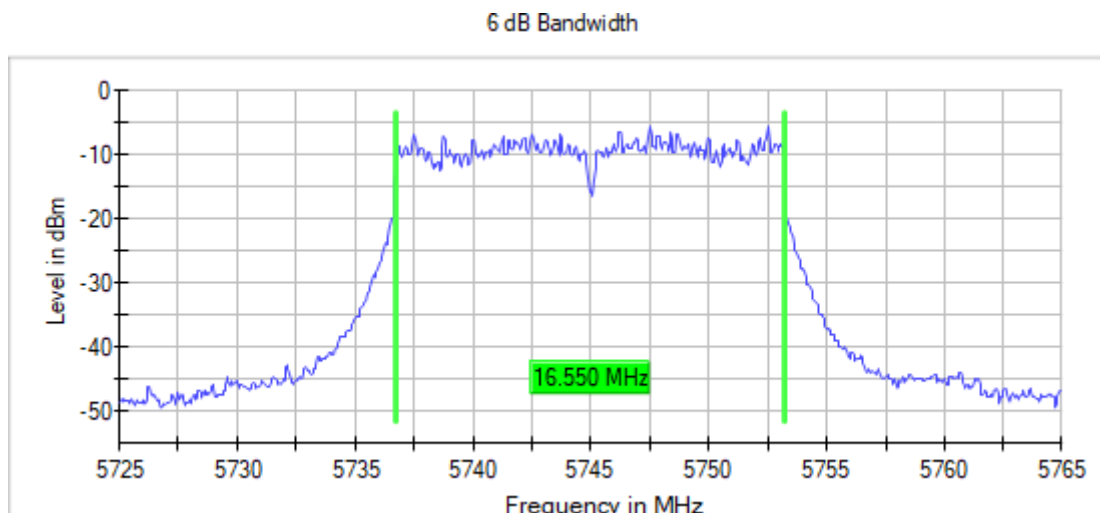
Verdict

Pass

Attachments

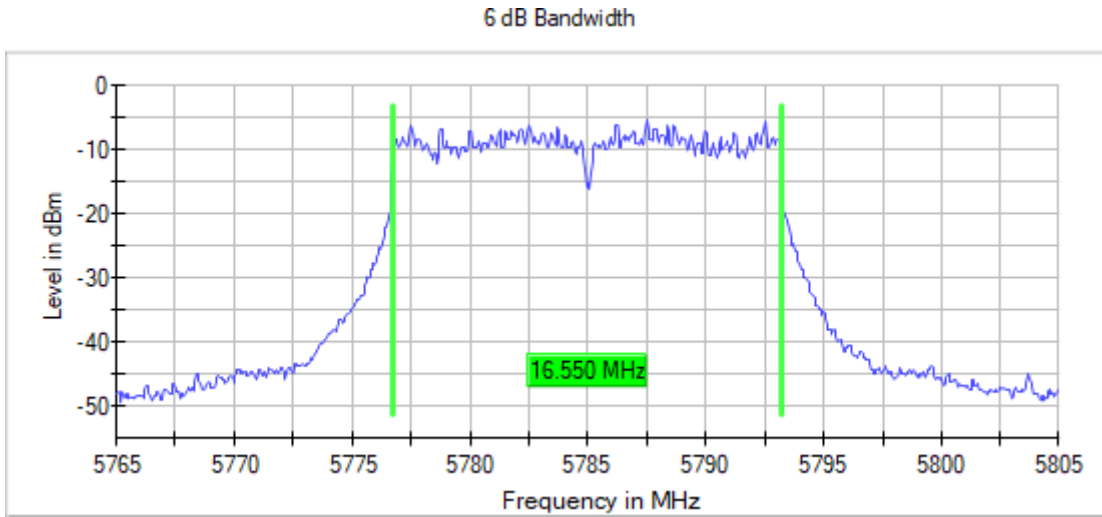
Frequency MHz = 5745.00000, Modulation = 802.11a (OFDM 54 Mbit/s), MIMO , Number of Transmission Chains = 1

Images:



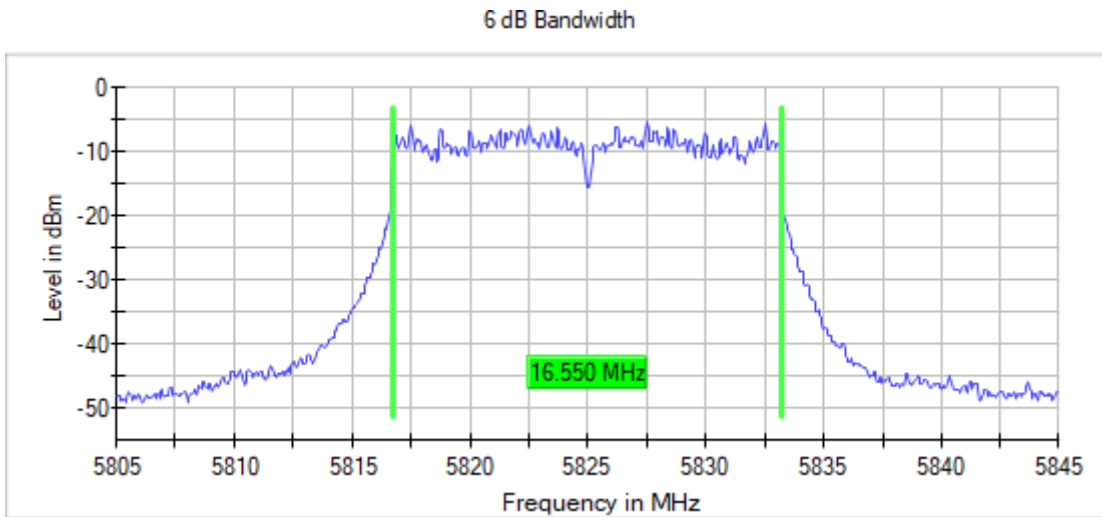
Frequency MHz = 5785.00000, Modulation = 802.11a (OFDM 54 Mbit/s), MIMO , Number of Transmission Chains = 1

Images:



Frequency MHz = 5825.00000, Modulation = 802.11a (OFDM 54 Mbit/s), MIMO , Number of Transmission Chains = 1

Images:



Modulation: 802.11n HT20 (OFDM MCS7)

Results

Freq (MHz)	Emission Bandwidth (MHz)
5745.00000	17.750
5785.00000	17.800
5825.00000	17.750

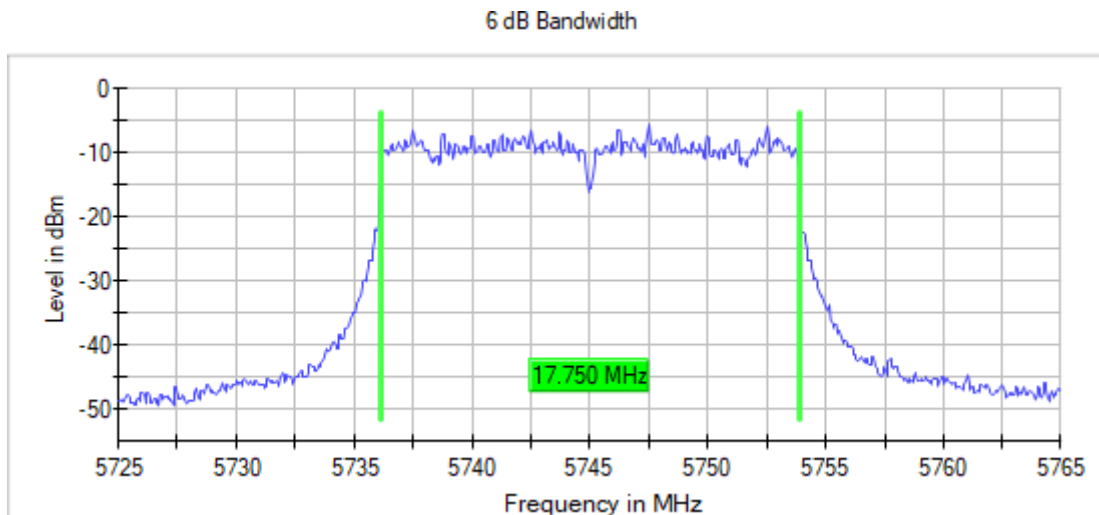
Verdict

Pass

Attachments

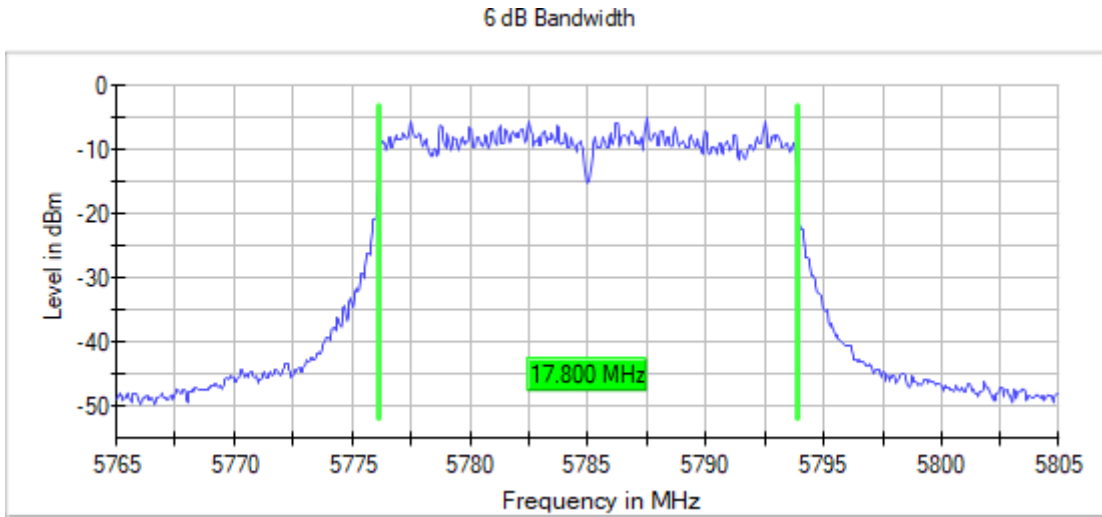
Frequency MHz = 5745.00000, Modulation = 802.11n HT20 (OFDM MCS7), MIMO , Number of Transmission Chains = 1

Images:



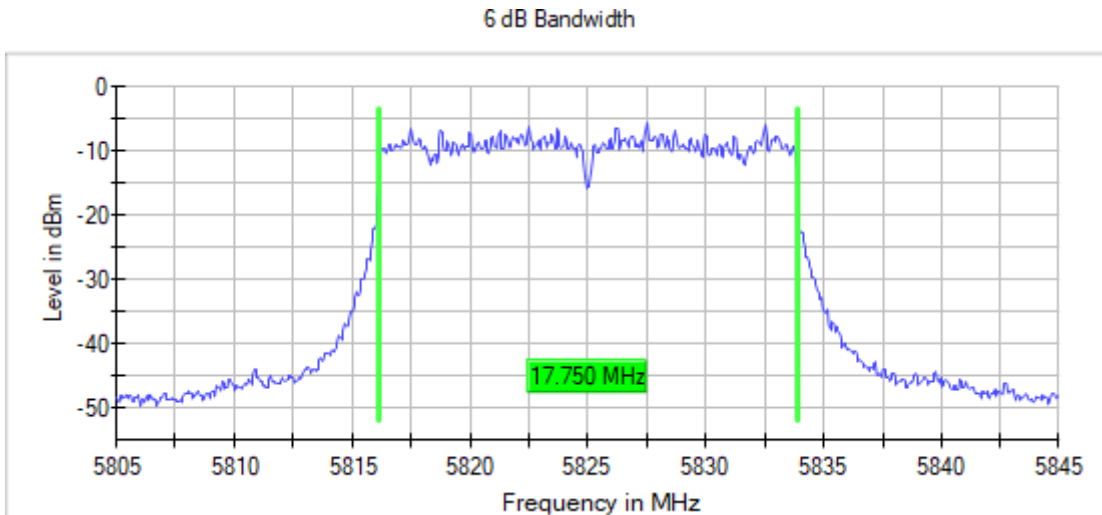
Frequency MHz = 5785.00000, Modulation = 802.11n HT20 (OFDM MCS7), MIMO , Number of Transmission Chains = 1

Images:



Frequency MHz = 5825.00000, Modulation = 802.11n HT20 (OFDM MCS7), MIMO , Number of Transmission Chains = 1

Images:



Modulation: 802.11n HT40 (OFDM MCS7)

Results

Freq (MHz)	Emission Bandwidth (MHz)
5755.00000	36.450
5795.00000	36.400

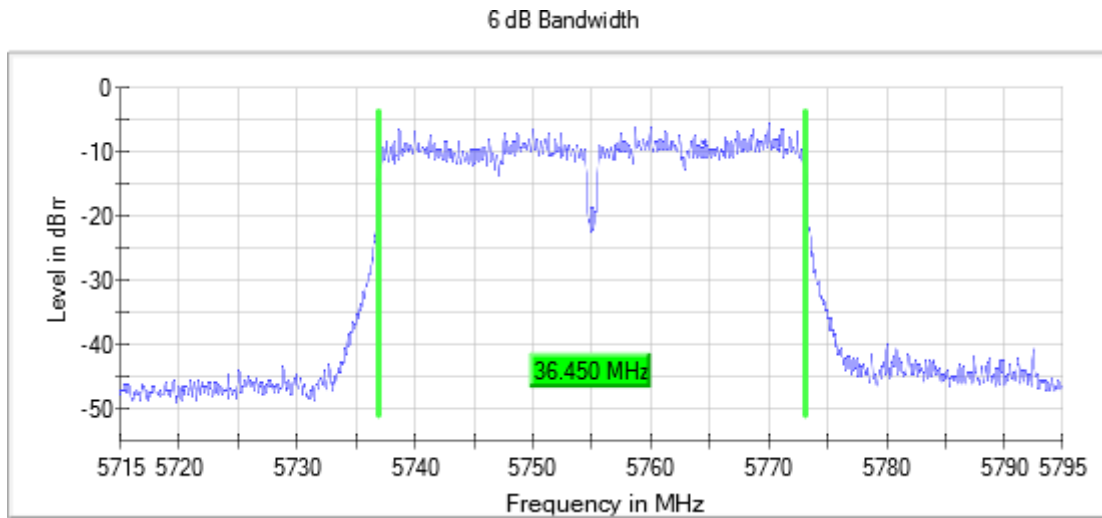
Verdict

Pass

Attachments

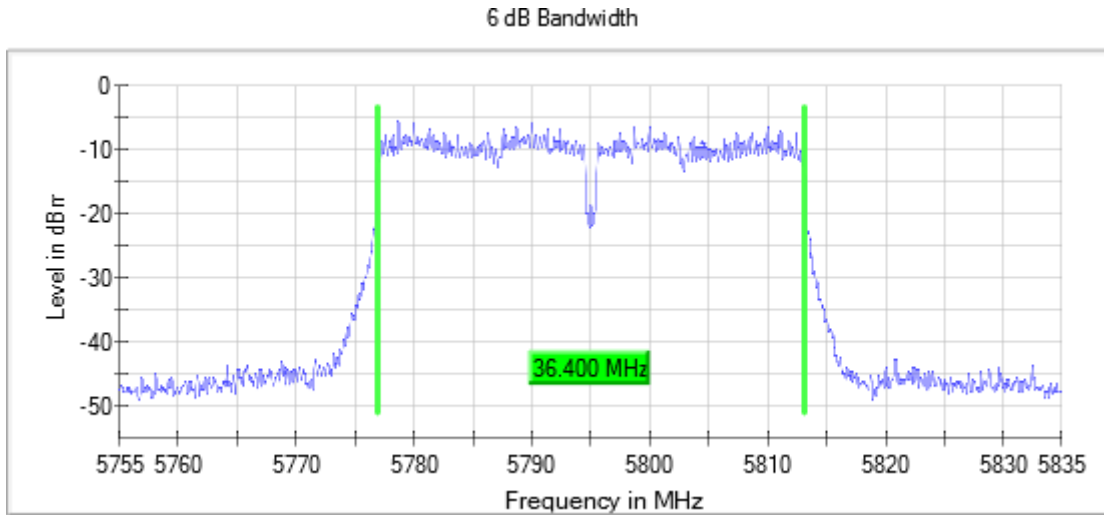
Frequency MHz = 5755.00000, Modulation = 802.11n HT40 (OFDM MCS7), MIMO , Number of Transmission Chains = 1

Images:



Frequency MHz = 5795.00000, Modulation = 802.11n HT40 (OFDM MCS7), MIMO , Number of Transmission Chains = 1

Images:



Modulation: 802.11ac VHT20 SS1 (OFDM MCS8)

Results

Freq (MHz)	Emission Bandwidth (MHz)
5745.00000	17.750
5785.00000	17.750
5825.00000	17.750

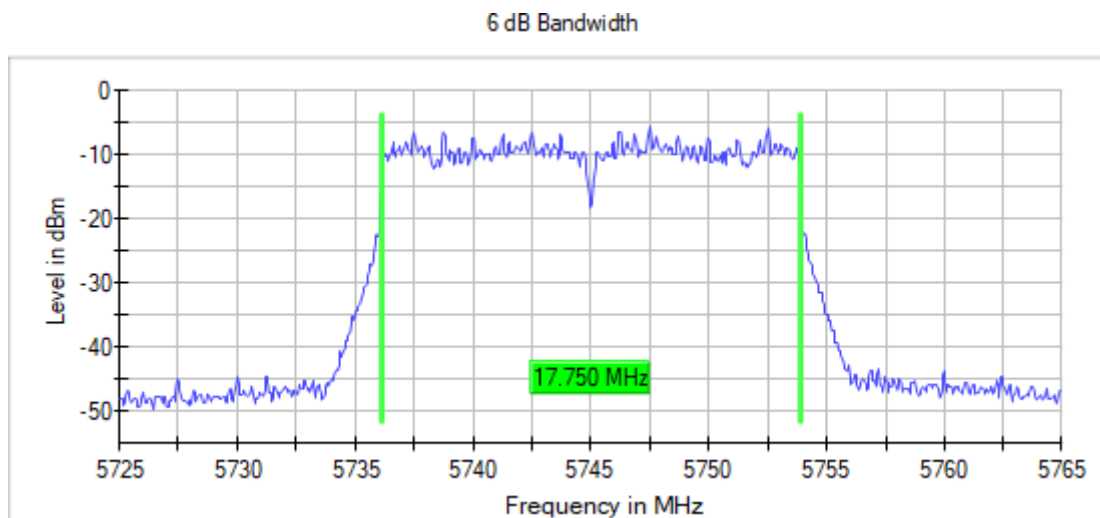
Verdict

Pass

Attachments

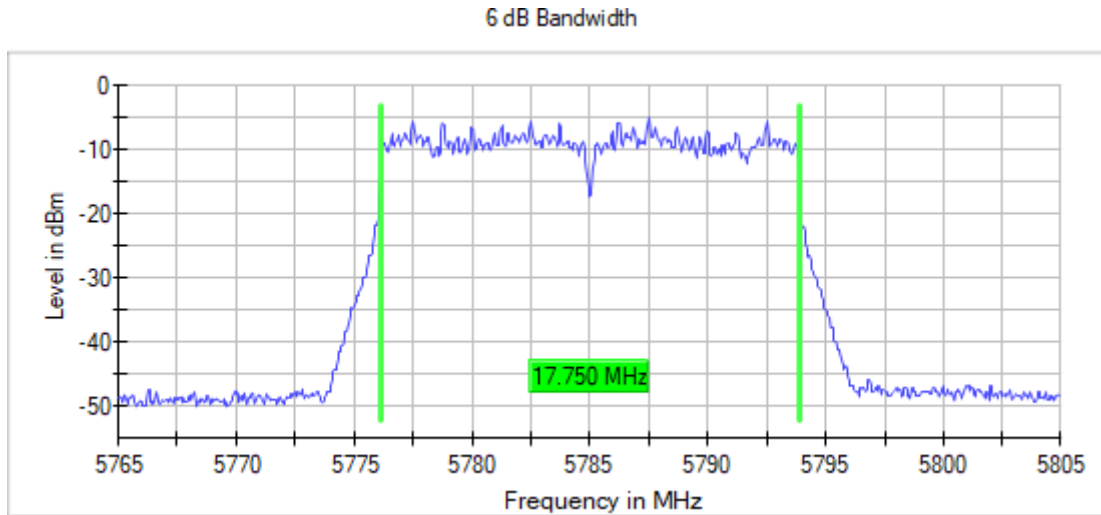
Frequency MHz = 5745.00000, Modulation = 802.11ac VHT20 SS1 (OFDM MCS8), MIMO , Number of Transmission Chains = 1

Images:



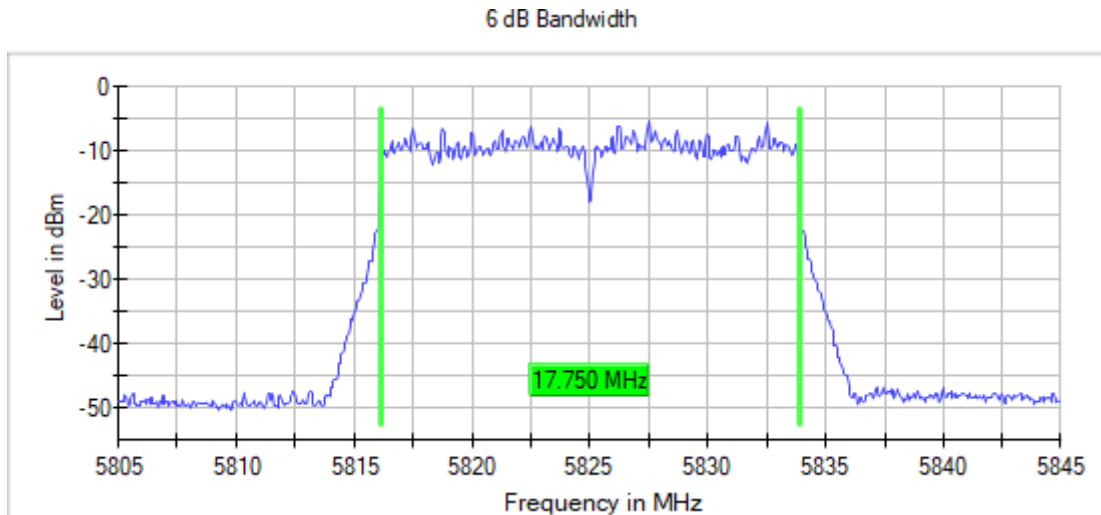
Frequency MHz = 5785.00000, Modulation = 802.11ac VHT20 SS1 (OFDM MCS8), MIMO , Number of Transmission Chains = 1

Images:



Frequency MHz = 5825.00000, Modulation = 802.11ac VHT20 SS1 (OFDM MCS8), MIMO , Number of Transmission Chains = 1

Images:



Modulation: 802.11ac VHT40 SS1 (OFDM MCS9)

Results

Freq (MHz)	Emission Bandwidth (MHz)
5755.00000	36.450
5795.00000	36.400

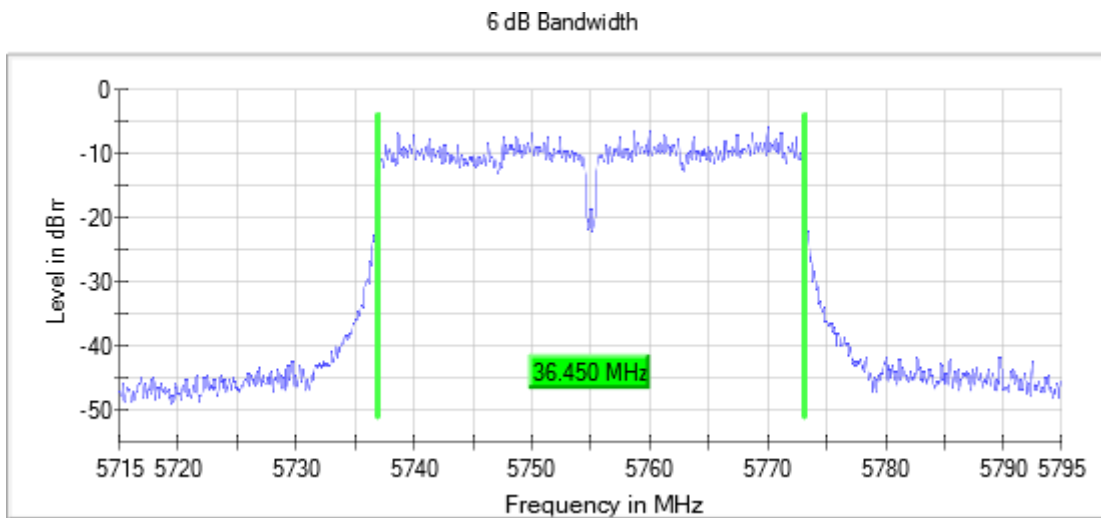
Verdict

Pass

Attachments

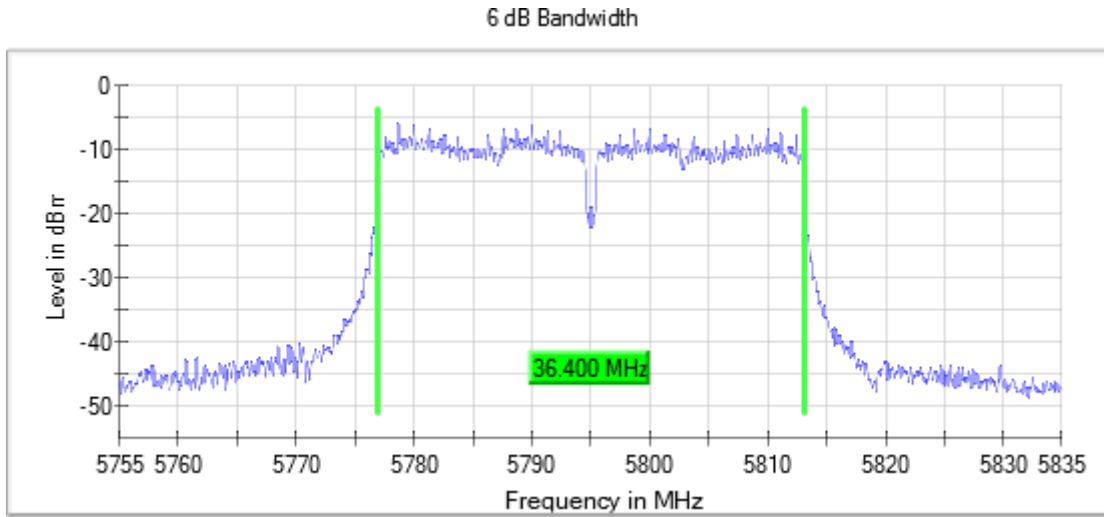
Frequency MHz = 5755.00000, Modulation = 802.11ac VHT40 SS1 (OFDM MCS9), MIMO , Number of Transmission Chains = 1

Images:



Frequency MHz = 5795.00000, Modulation = 802.11ac VHT40 SS1 (OFDM MCS9), MIMO , Number of Transmission Chains = 1

Images:



Modulation: 802.11ac VHT80 SS1 (OFDM MCS9)

Results

Freq (MHz)	Emission Bandwidth (MHz)
5775.00000	76.550

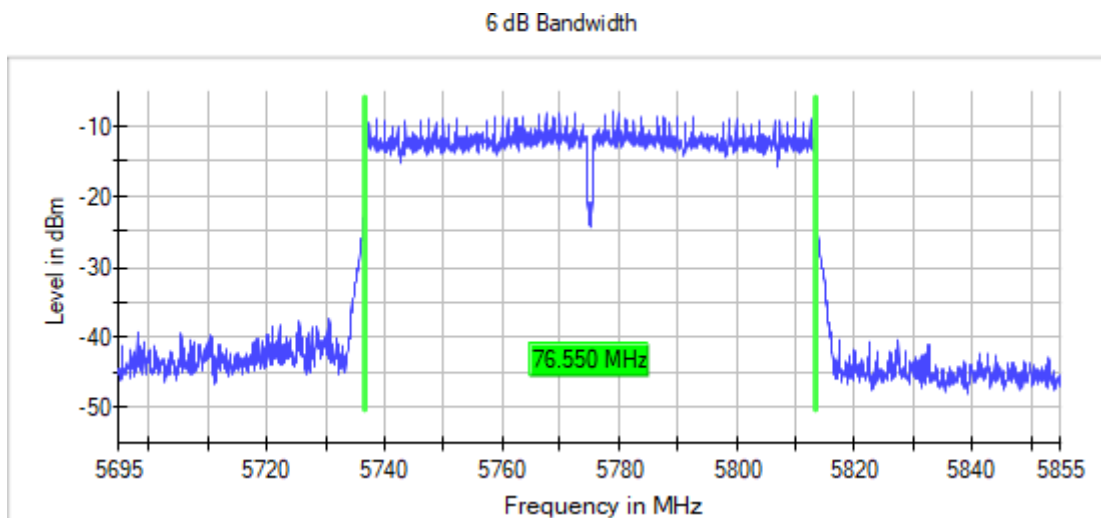
Verdict

Pass

Attachments

Frequency MHz = 5775.00000, Modulation = 802.11ac VHT80 SS1 (OFDM MCS9), MIMO , Number of Transmission Chains = 1

Images:



Modulation: 802.11ax HE20 SS1 MCS 8 (OFDM MCS8)

Results

Freq (MHz)	Emission Bandwidth (MHz)
5745.00000	18.900
5785.00000	18.750
5825.00000	18.900

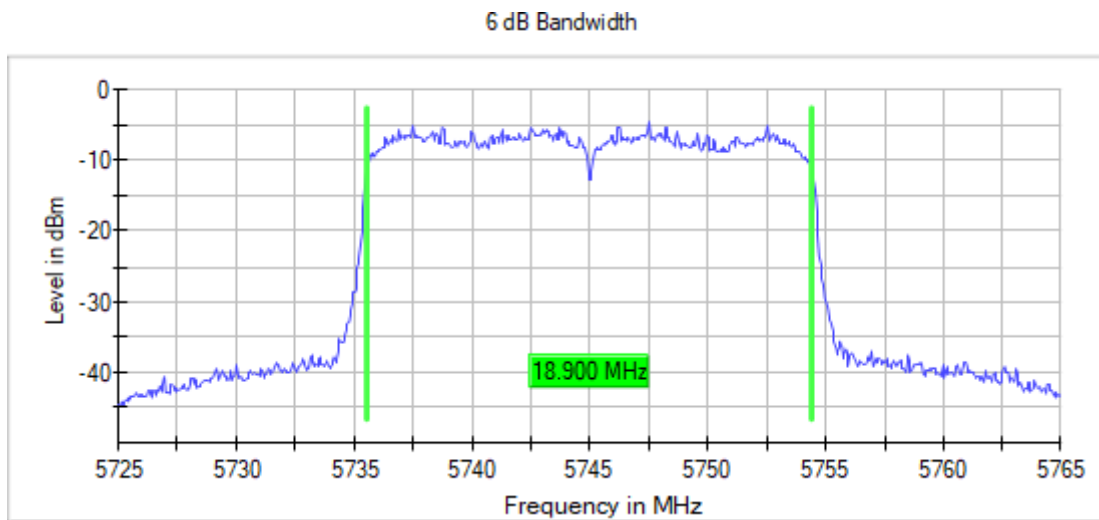
Verdict

Pass

Attachments

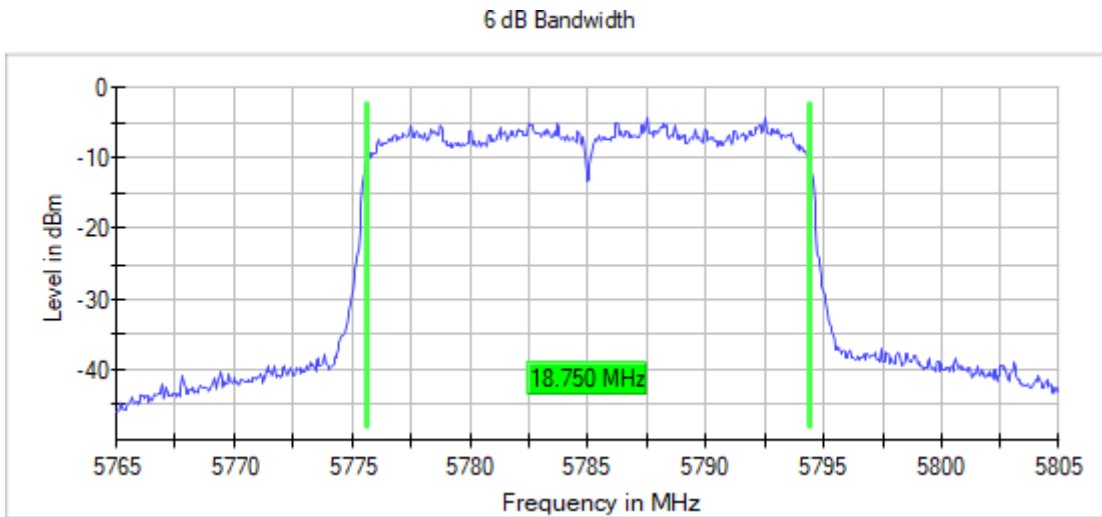
Frequency MHz = 5745.00000, Modulation = 802.11ax HE SS1 MCS 8 (OFDM MCS8), MIMO , Number of Transmission Chains = 1

Images:



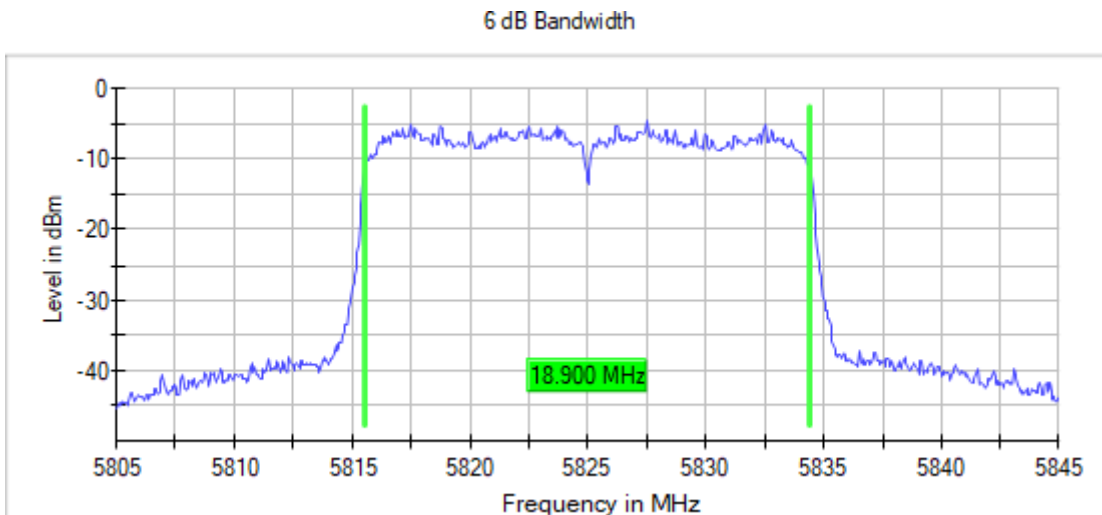
Frequency MHz = 5785.00000, Modulation = 802.11ax HE SS1 MCS 8 (OFDM MCS8), MIMO , Number of Transmission Chains = 1

Images:



Frequency MHz = 5825.00000, Modulation = 802.11ax HE SS1 MCS 8 (OFDM MCS8), MIMO , Number of Transmission Chains = 1

Images:



Modulation: 802.11ax HE40 SS1 (OFDMA MCS9) - Full RU

Results

Freq (MHz)	Emission Bandwidth (MHz)
5755.00000	35.250
5795.00000	35.250

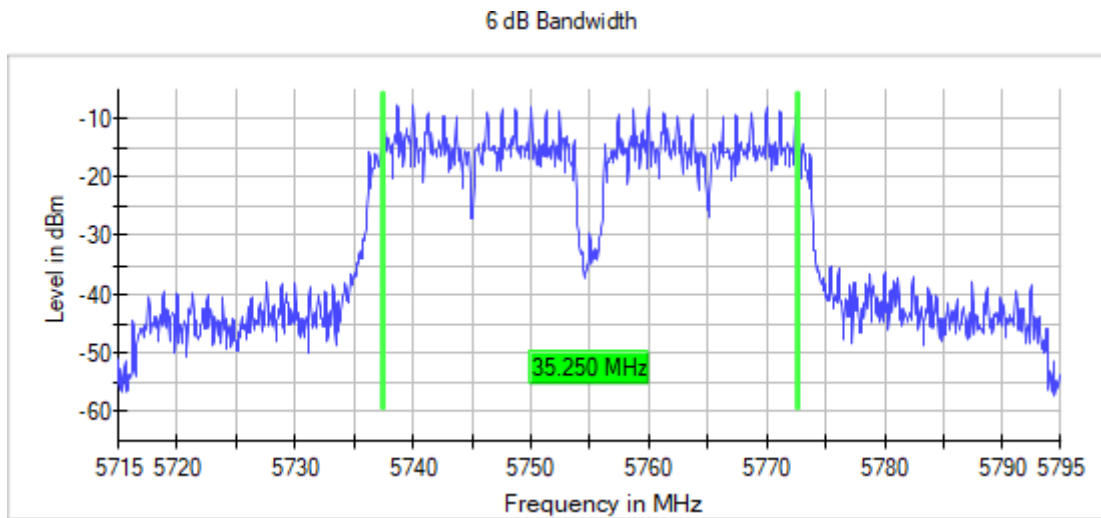
Verdict

Pass

Attachments

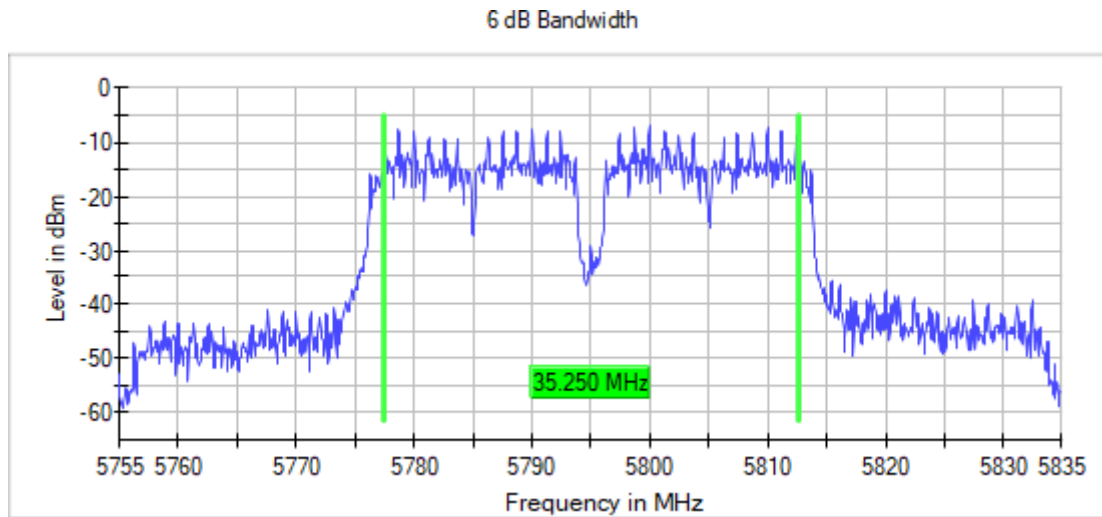
Frequency MHz = 5755.00000, Modulation = 802.11ax HE40 SS1 (OFDMA MCS9), MIMO , Number of Transmission Chains = 1

Images:



Frequency MHz = 5795.00000, Modulation = 802.11ax HE40 SS1 (OFDMA MCS9), MIMO , Number of Transmission Chains = 1

Images:



Modulation: 802.11ax HE80 SS1 (OFDMA MCS11) - Full RU

Results

Freq (MHz)	Emission Bandwidth (MHz)
5775.00000	78.250

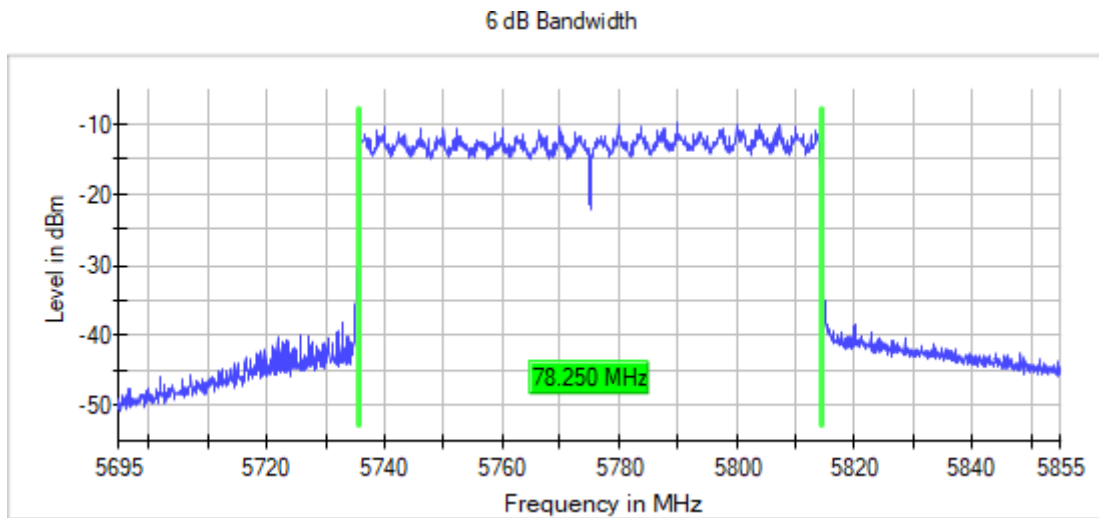
Verdict

Pass

Attachments

Frequency MHz = 5775.00000, Modulation = 802.11ax HE80 SS1 (OFDMA MCS11), MIMO , Number of Transmission Chains = 1

Images:



Appendix B.2: MIMO

INDEX

<u>TEST CONDITIONS</u>	416
<u>TEST CASES DETAILS</u>	424
<u>FCC 15.407 (a) / RSS-247 6.2 Power Limits. Maximum Output Power</u>	424
<u>FCC 15.407 (a) / RSS-247 6.2 Maximum Power Spectral Density</u>	526
<u>FCC 2.1049 / RSS-Gen 6.7 99% Occupied Bandwidth</u>	630
<u>FCC 15.403 / RSS-Gen 6.7 26 dB Emission Bandwidth</u>	734
<u>FCC 15.407 (b) / RSS-247 6.2 Band-edge Conducted Emissions</u>	839
<u>FCC 15.407 (e) / RSS-247 6.2.4.1 6 dB Emission Bandwidth</u>	979
<u>FCC 15.407 (b), 15.205 & 15.209 / RSS-Gen 8.9 & 8.10 Undesirable radiated emissions</u>	1012

TEST CONDITIONS

(*): Data provided by the client.

TEST CONDITIONS	DESCRIPTION
<p>TC#01⁽¹⁾ (a mode)</p>	<p><u>Power supply (V):</u> $V_{\text{nominal}} = 12 \text{ Vdc}$</p> <p><u>Channel Bandwidth:</u> 20 MHz</p> <p><u>Test Frequencies for Conducted/Radiated tests: (RADIO A+B)</u></p> <p><u>UNII-1:</u> Lowest channel: 5180 MHz Middle channel: 5200 MHz Highest channel: 5240 MHz</p> <p><u>UNII-2A:</u> Lowest channel: 5260 MHz Middle channel: 5280 MHz Highest channel: 5320 MHz</p> <p><u>UNII-2C:</u> Lowest channel: 5500 MHz Middle channel: 5580 MHz Highest channel: 5700 MHz</p> <p><u>UNII-3:</u> Lowest channel: 5745 MHz Middle channel: 5785 MHz Highest channel: 5825 MHz</p>

TEST CONDITIONS	DESCRIPTION
<p>TC#02⁽¹⁾ (n mode)</p>	<p><u>Power supply (V):</u> $V_{\text{nominal}} = 12 \text{ Vdc}$</p> <p><u>Channel Bandwidth: 20 MHz</u></p> <p><u>Test Frequencies for Conducted/Radiated tests: (RADIO A+B)</u> <u>UNII-1:</u> Lowest channel: 5180 MHz Middle channel: 5200 MHz Highest channel: 5240 MHz <u>UNII-2A:</u> Lowest channel: 5260 MHz Middle channel: 5280 MHz Highest channel: 5320 MHz <u>UNII-2C:</u> Lowest channel: 5500 MHz Middle channel: 5580 MHz Highest channel: 5700 MHz <u>UNII-3:</u> Lowest channel: 5745 MHz Middle channel: 5785 MHz Highest channel: 5825 MHz</p> <p><u>Channel Bandwidth: 40 MHz</u></p> <p><u>Test Frequencies for Conducted/Radiated tests: (RADIO A+B)</u> <u>UNII-1:</u> Lowest channel: 5190 MHz Highest channel: 5230 MHz <u>UNII-2A:</u> Lowest channel: 5270 MHz Highest channel: 5310 MHz <u>UNII-2C:</u> Lowest channel: 5510 MHz Middle channel: 5550 MHz Highest channel: 5670 MHz <u>UNII-3:</u> Lowest channel: 5755 MHz Highest channel: 5795 MHz</p>

TEST CONDITIONS	DESCRIPTION
<p>TC#03⁽¹⁾ (ac mode non-beam forming)</p>	<p><u>Power supply (V):</u> $V_{\text{nominal}} = 12 \text{ Vdc}$</p> <p><u>Channel Bandwidth:</u> 20 MHz</p> <p><u>Test Frequencies for Conducted/Radiated tests: (RADIO A+B)</u> <u>UNII-1:</u> Lowest channel: 5180 MHz Middle channel: 5200 MHz Highest channel: 5240 MHz <u>UNII-2A:</u> Lowest channel: 5260 MHz Middle channel: 5280 MHz Highest channel: 5320 MHz <u>UNII-2C:</u> Lowest channel: 5500 MHz Middle channel: 5580 MHz Highest channel: 5700 MHz <u>UNII-3:</u> Lowest channel: 5745 MHz Middle channel: 5785 MHz Highest channel: 5825 MHz</p> <p><u>Channel Bandwidth:</u>40 MHz</p> <p><u>Test Frequencies for Conducted/Radiated tests: (Radio A, RADIO A+B)</u> <u>UNII-1:</u> Lowest channel: 5190 MHz Highest channel: 5230 MHz <u>UNII-2A:</u> Lowest channel: 5270 MHz Highest channel: 5310 MHz <u>UNII-2C:</u> Lowest channel: 5510 MHz Middle channel: 5550 MHz Highest channel: 5670 MHz <u>UNII-3:</u> Lowest channel: 5755 MHz Highest channel: 5795 MHz</p> <p><u>Channel Bandwidth:</u> 80 MHz</p> <p><u>Test Frequencies for Conducted/Radiated tests: (Radio A, RADIO A+B)</u> <u>UNII-1:</u> Lowest channel: 5210 MHz <u>UNII-2A:</u> Lowest channel: 5290 MHz <u>UNII-2C:</u> Lowest channel: 5530 MHz Highest channel: 5610 MHz <u>UNII-3:</u> Lowest channel: 5775 MHz</p>

TEST CONDITIONS	DESCRIPTION
<p>TC#04⁽¹⁾⁽²⁾ (ax mode non-beam forming)</p>	<p><u>Power supply (V):</u> $V_{\text{nominal}} = 12 \text{ Vdc}$</p> <p><u>Channel Bandwidth:</u> 20 MHz</p> <p><u>Test Frequencies for Conducted/Radiated tests: (RADIO A+B)</u> <u>UNII-1:</u> Lowest channel: 5180 MHz Middle channel: 5200 MHz Highest channel: 5240 MHz <u>UNII-2A:</u> Lowest channel: 5260 MHz Middle channel: 5280 MHz Highest channel: 5320 MHz <u>UNII-2C:</u> Lowest channel: 5500 MHz Middle channel: 5580 MHz Highest channel: 5700 MHz <u>UNII-3:</u> Lowest channel: 5745 MHz Middle channel: 5785 MHz Highest channel: 5825 MHz</p> <p><u>Channel Bandwidth:</u>40 MHz</p> <p><u>Test Frequencies for Conducted/Radiated tests: (Radio A, RADIO A+B)</u> <u>UNII-1:</u> Lowest channel: 5190 MHz Highest channel: 5230 MHz <u>UNII-2A:</u> Lowest channel: 5270 MHz Highest channel: 5310 MHz <u>UNII-2C:</u> Lowest channel: 5510 MHz Middle channel: 5550 MHz Highest channel: 5670 MHz <u>UNII-3:</u> Lowest channel: 5755 MHz Highest channel: 5795 MHz</p> <p><u>Channel Bandwidth:</u> 80 MHz</p> <p><u>Test Frequencies for Conducted/Radiated tests: (Radio A)</u> <u>UNII-1:</u> Lowest channel: 5210 MHz <u>UNII-2A:</u> Lowest channel: 5290 MHz <u>UNII-2C:</u> Lowest channel: 5530 MHz Highest channel: 5610 MHz <u>UNII-3:</u> Lowest channel: 5775 MHz</p>

TEST CONDITIONS	DESCRIPTION
<p>TC#05⁽¹⁾ (ac mode beam forming)</p>	<p><u>Power supply (V):</u> $V_{\text{nominal}} = 12 \text{ Vdc}$</p> <p><u>Channel Bandwidth:</u> 20 MHz</p> <p><u>Test Frequencies for Conducted/Radiated tests: (RADIO A+B)</u> <u>UNII-1:</u> Lowest channel: 5180 MHz Middle channel: 5200 MHz Highest channel: 5240 MHz <u>UNII-2A:</u> Lowest channel: 5260 MHz Middle channel: 5280 MHz Highest channel: 5320 MHz <u>UNII-2C:</u> Lowest channel: 5500 MHz Middle channel: 5580 MHz Highest channel: 5700 MHz <u>UNII-3:</u> Lowest channel: 5745 MHz Middle channel: 5785 MHz Highest channel: 5825 MHz</p> <p><u>Channel Bandwidth:</u>40 MHz</p> <p><u>Test Frequencies for Conducted/Radiated tests: (RADIO A+B)</u> <u>UNII-1:</u> Lowest channel: 5190 MHz Highest channel: 5230 MHz <u>UNII-2A:</u> Lowest channel: 5270 MHz Highest channel: 5310 MHz <u>UNII-2C:</u> Lowest channel: 5510 MHz Middle channel: 5550 MHz Highest channel: 5670 MHz <u>UNII-3:</u> Lowest channel: 5755 MHz Highest channel: 5795 MHz</p> <p><u>Channel Bandwidth:</u> 80 MHz</p> <p><u>Test Frequencies for Conducted/Radiated tests: (RADIO A+B)</u> <u>UNII-1:</u> Lowest channel: 5210 MHz <u>UNII-2A:</u> Lowest channel: 5290 MHz <u>UNII-2C:</u> Lowest channel: 5530 MHz Highest channel: 5610 MHz <u>UNII-3:</u> Lowest channel: 5775 MHz</p>

TEST CONDITIONS	DESCRIPTION
<p>TC#06⁽¹⁾ (ax mode beam-forming)</p>	<p><u>Power supply (V):</u> $V_{\text{nominal}} = 12 \text{ Vdc}$</p> <p><u>Channel Bandwidth:</u> 20 MHz</p> <p><u>Test Frequencies for Conducted/Radiated tests: (RADIO A+B)</u> <u>UNII-1:</u> Lowest channel: 5180 MHz Middle channel: 5200 MHz Highest channel: 5240 MHz <u>UNII-2A:</u> Lowest channel: 5260 MHz Middle channel: 5280 MHz Highest channel: 5320 MHz <u>UNII-2C:</u> Lowest channel: 5500 MHz Middle channel: 5580 MHz Highest channel: 5700 MHz <u>UNII-3:</u> Lowest channel: 5745 MHz Middle channel: 5785 MHz Highest channel: 5825 MHz</p> <p><u>Channel Bandwidth:</u>40 MHz</p> <p><u>Test Frequencies for Conducted/Radiated tests: (RADIO A+B)</u> <u>UNII-1:</u> Lowest channel: 5190 MHz Highest channel: 5230 MHz <u>UNII-2A:</u> Lowest channel: 5270 MHz Highest channel: 5310 MHz <u>UNII-2C:</u> Lowest channel: 5510 MHz Middle channel: 5550 MHz Highest channel: 5670 MHz <u>UNII-3:</u> Lowest channel: 5755 MHz Highest channel: 5795 MHz</p> <p><u>Channel Bandwidth:</u> 80 MHz</p> <p><u>Test Frequencies for Conducted/Radiated tests: (RADIO A+B)</u> <u>UNII-1:</u> Lowest channel: 5210 MHz <u>UNII-2A:</u> Lowest channel: 5290 MHz <u>UNII-2C:</u> Lowest channel: 5530 MHz Highest channel: 5610 MHz <u>UNII-3:</u> Lowest channel: 5775 MHz</p>

Note (1): The test set-up was made in accordance to the general provisions of FCC Unlicensed National Information Infrastructure (U-NII) Devices 789033 D02 General U-NII Test Procedures New Rules v02r01 dated Dec 14, 2017.

The EUT was tested in the following operating mode:

- Continuously transmitting with a modulated carrier at maximum power in all required channels using the supported data rates/modulation types.
- Preliminary tests for 26 dB and Occupied bandwidth determined the SISO worst case: Port A.
- For spurious emissions for OFDM modes 802.11a, 802.11n20/40, 802.11ac20/40/80, and 11ax20/40/80 a preliminary scan was performed to determine the worst case. The following tables and plots show the results for the worst case in 802.11ac mode.
- The data rates of 54Mb/s for 802.11a, MCS 7 for 802.11n, MCS8 for 802.11ac20 and MCS9 for 802.11ac40/80, MCS8 for ax20, MCS 9 for ax40 and MCS11 for ax80 were selected based on preliminary testing that identified those rates corresponding to the worst cases.
- For all modes, the EUT was configured in test mode using a software application. The application was used to enable a continuous transmission and to select the test channels as required. The client supplied instructions to configure the EUT. The customer supplied a document containing the setup instructions.
- Beamforming mode is only supported with OFDMA Full RU according to manufacturer specifications.

Note (2): Preliminary measurements determined the PSD levels of partial RU is higher than the full RU in ax mode. RU 26 tone was identified as the worst-case RU (Resource Unit) carrier allocation for all non-beamforming ax mode testing.

The worst-case RU combinations used in the ax mode SISO/MIMO measurement (all test cases except Band Edge testing) are indicated as follows:

- 20 MHz BW - RU26 offset 0
- 40 MHz BW - RU26 offset 8
- 80 MHz BW - RU26 offset 0

The worst-case RU combinations used in the ax mode SISO/MIMO measurement (Band Edge testing) are indicated as follows:

- 20 MHz BW - RU26 offset 0 & 8
- 40 MHz BW - RU26 offset 0 & 17
- 80 MHz BW - RU26 offset 0 & 36

Directional Antenna Gain Calculations for CDD MIMO In-Band Measurements:

For 2Tx CDD Modes, in accordance with KDB 662911 D01 v02r01 Section F)2)f)i), directional gain was calculated as follows:

- For power spectral density (PSD) measurements:
Directional gain_{PSD} = $G_{ANT} + 10 \log(N_{ANT}/N_{SS})$ dBi
 $N_{SS} = 1$ (worst case), $N_{ANT} = 2$, $G_{ANT} = -2.8$ dBi
Directional gain_{PSD} = $2 + 10 \log(2/1) = 2 + 10 \log(2) = -2.8 + 3.01 = + 0.21$ dBi
PSD Antenna Gain MIMO Chain 0 & 1: + 0.21 dBi
- For power measurements:
Directional gain_{POWER} = G_{ANT} dBi ($N_{ANT} < 4$)
Directional gain_{POWER} = $G_{ANT} = -2.8$ dBi
Power Antenna Gain MIMO Chain 0 & 1: - 2.8 dBi

TEST CASES DETAILS

FCC 15.407 (a) / RSS-247 6.2 Power Limits. Maximum Output Power

Limits

For an outdoor access point operating in the band 5.15-5.25 GHz, the maximum conducted output power over the frequency band of operation shall not exceed 1 W provided the maximum antenna gain does not exceed 6 dBi. The maximum e.i.r.p. at any elevation angle above 30 degrees as measured from the horizon must not exceed 125 mW (21 dBm).

For the 5.25-5.35 GHz and 5.47-5.725 GHz bands, the maximum conducted output power over the frequency bands of operation shall not exceed the lesser of 250 mW or $11 \text{ dBm} + 10 \log B$, where B is the 26 dB emission bandwidth in megahertz. In addition, the maximum power spectral density shall not exceed 11 dBm in any 1 megahertz band. If transmitting antennas of directional gain greater than 6 dBi are used, both the maximum conducted output power and the maximum power spectral density shall be reduced by the amount in dB that the directional gain of the antenna exceeds 6 dBi.

For the band 5.725-5.850 GHz, the maximum conducted output power over the frequency band of operation shall not exceed 1 W. If transmitting antennas of directional gain greater than 6 dBi are used, both the maximum conducted output power and the maximum power spectral density shall be reduced by the amount in dB that the directional gain of the antenna exceeds 6 dBi.

RSS-247:

For OEM devices installed in vehicles, the maximum e.i.r.p. shall not exceed 30 mW or $1.76 + 10 \log_{10} B$, dBm, whichever is less. Devices shall implement TPC in order to have the capability to operate at least 3 dB below the maximum permitted e.i.r.p. of 30 mW.

For devices other than devices installed in vehicles:

For the band 5.15-5.25 GHz, the maximum e.i.r.p. shall not exceed 200 mW (23 dBm) or $10 + 10 \log_{10} B$, dBm, whichever power is less. B is the 99% emission bandwidth in MHz.

For the 5.25-5.35 GHz, 5.470-5.6 GHz, and 5.650-5.725 GHz bands, the maximum conducted output power shall not exceed 250 mW (24 dBm) or $11 + 10 \log_{10} B$, dBm, whichever power is less. The maximum e.i.r.p. shall not exceed 1.0 W or $17 + 10 \log_{10} B$, dBm, whichever is less.

For the band 5.725-5.850 GHz, the maximum conducted output power shall not exceed 1 W. If transmitting antennas of directional gain greater than 6 dBi are used, both the maximum conducted output power and the output power spectral density shall be reduced by the amount in dB that the directional gain of the antenna exceeds 6 dBi.

Modulation: 802.11a (OFDM 54 Mbit/s)

Results

Declared Antenna gain: -2.8 dBi

Freq (MHz)	Avg Power (dBm)	Max EIRP (dBm)
5180.00000	12.9	10.1
5200.00000	11.8	9.0
5240.00000	11.3	8.5
5260.00000	12.2	9.4
5280.00000	12.5	9.7
5320.00000	11.7	8.9
5500.00000	9.3	6.5
5580.00000	12.4	9.6
5700.00000	10.6	7.8
5745.00000	6.8	4.0
5785.00000	7.4	4.6
5825.00000	7.9	5.1

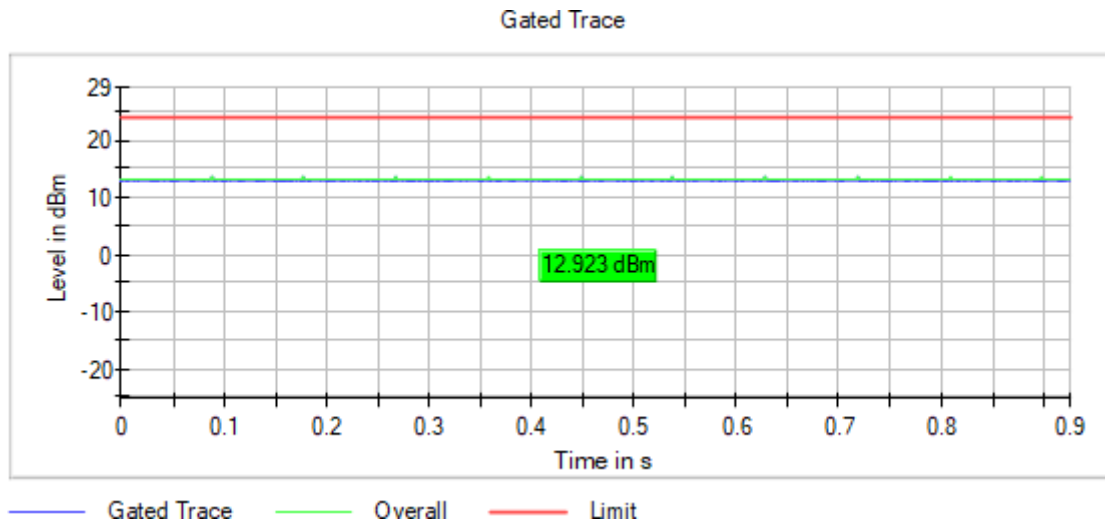
Verdict

Pass

Attachments

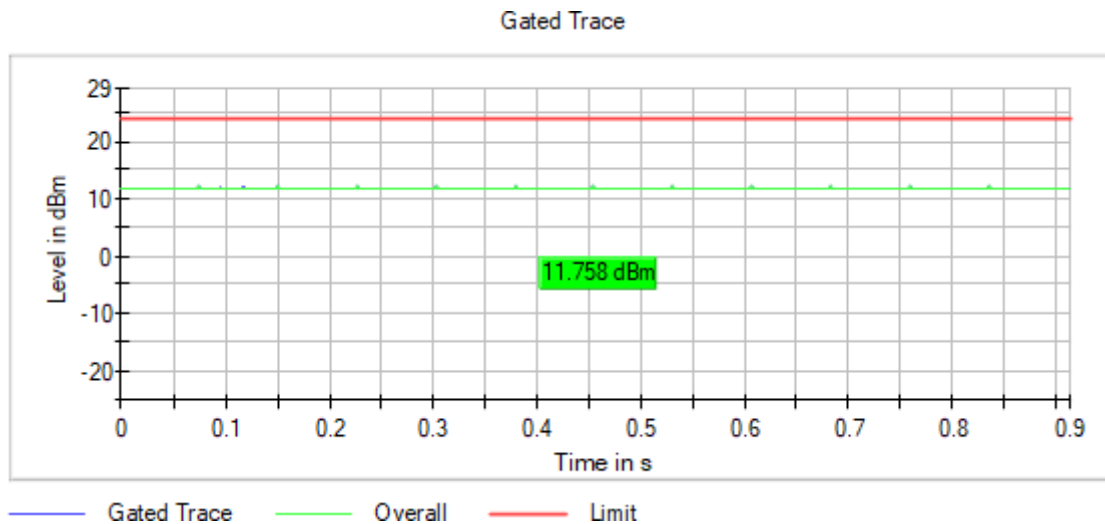
Frequency MHz = 5180.00000, Modulation = 802.11a (OFDM 54 Mbit/s), Mode = MIMO , Number of Transmission Chains = 2

Images:



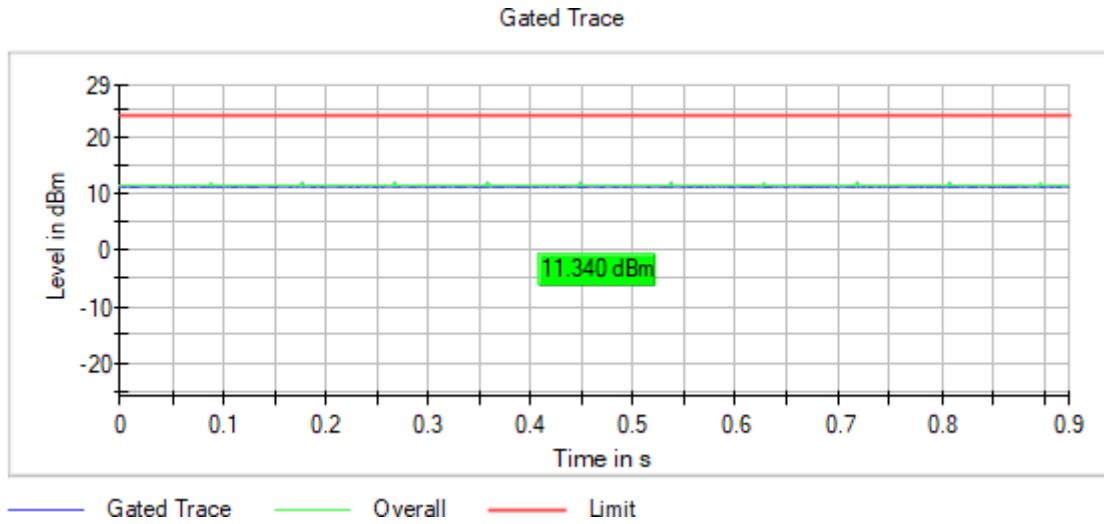
Frequency MHz = 5200.00000, Modulation = 802.11a (OFDM 54 Mbit/s), Mode = MIMO , Number of Transmission Chains = 2

Images:



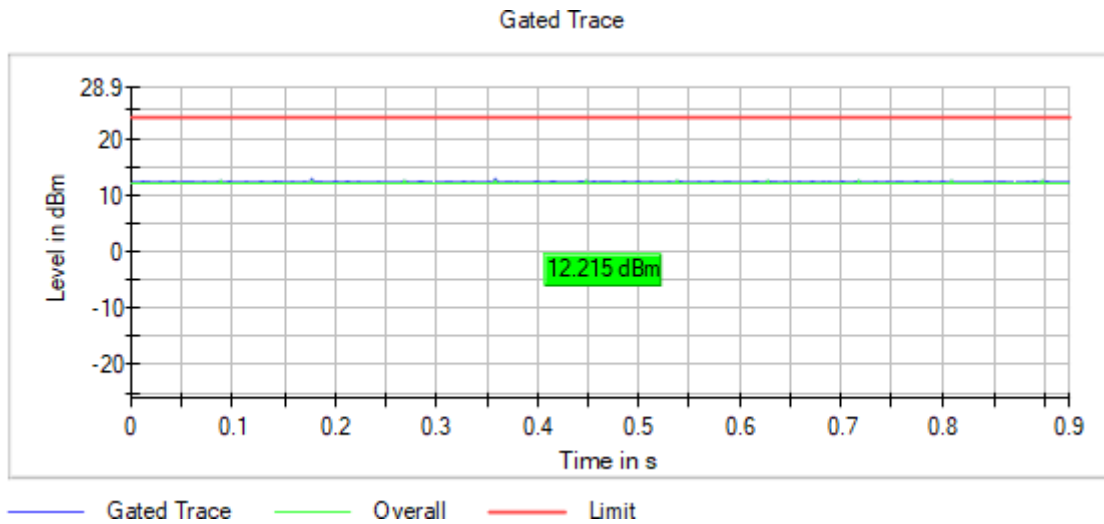
Frequency MHz = 5240.00000, Modulation = 802.11a (OFDM 54 Mbit/s), Mode = MIMO , Number of Transmission Chains = 2

Images:



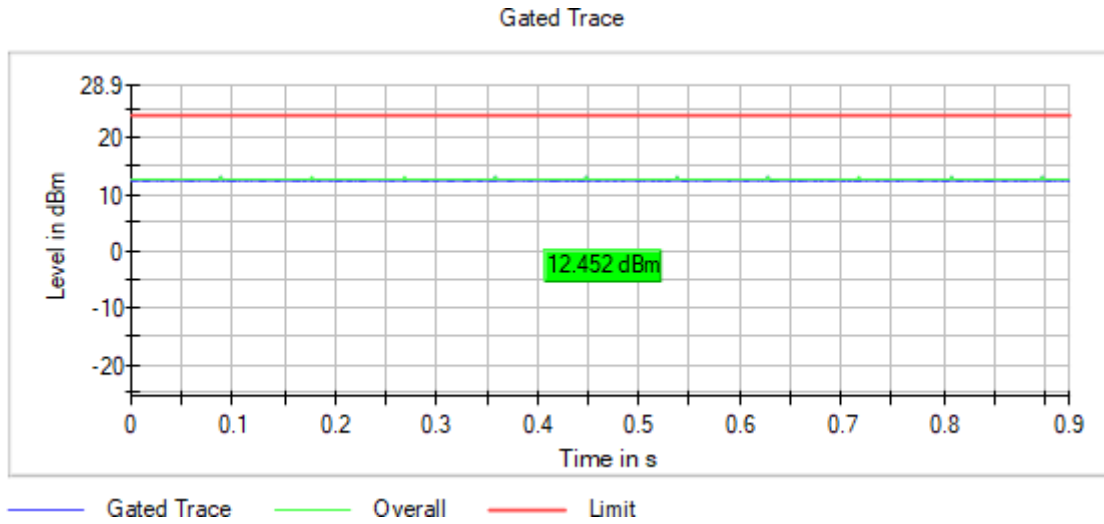
Frequency MHz = 5260.00000, Modulation = 802.11a (OFDM 54 Mbit/s), Mode = MIMO , Number of Transmission Chains = 2

Images:



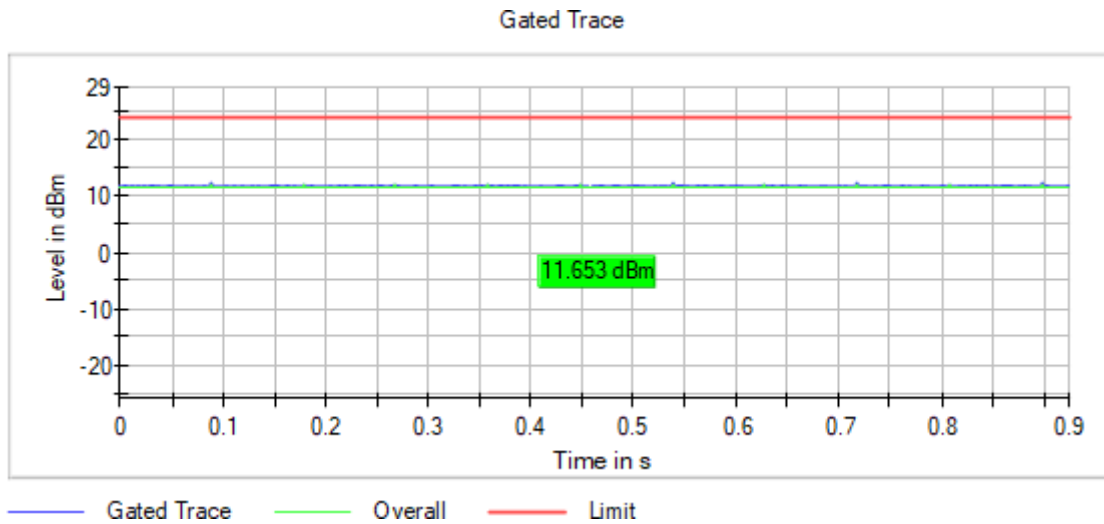
Frequency MHz = 5280.00000, Modulation = 802.11a (OFDM 54 Mbit/s), Mode = MIMO , Number of Transmission Chains = 2

Images:



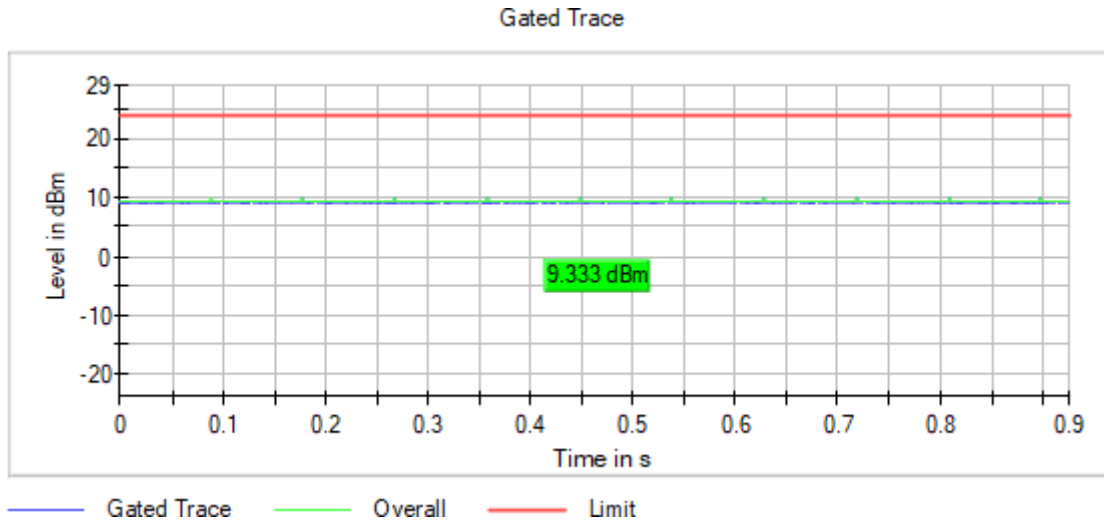
Frequency MHz = 5320.00000, Modulation = 802.11a (OFDM 54 Mbit/s), Mode = MIMO , Number of Transmission Chains = 2

Images:



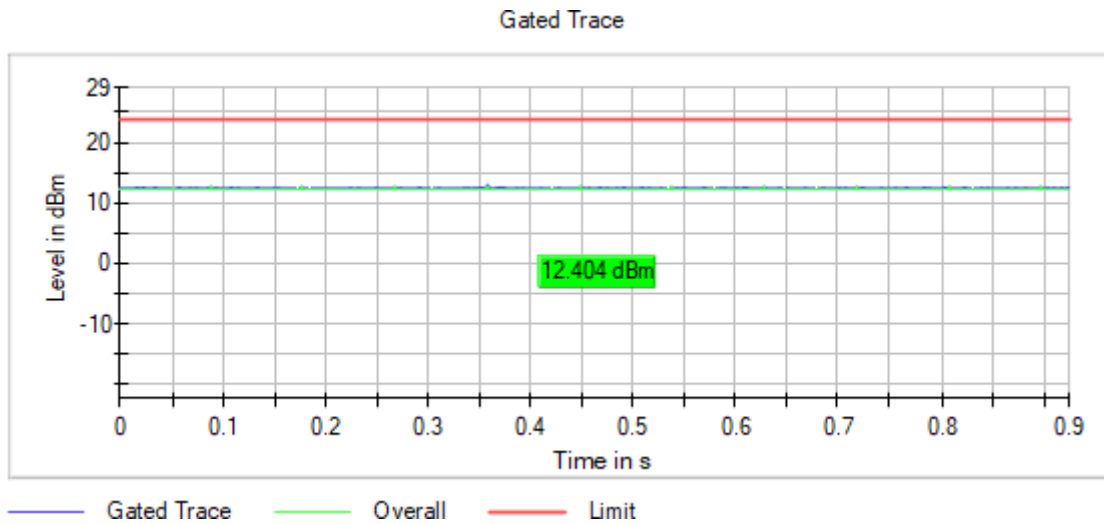
Frequency MHz = 5500.00000, Modulation = 802.11a (OFDM 54 Mbit/s), Mode = MIMO , Number of Transmission Chains = 2

Images:



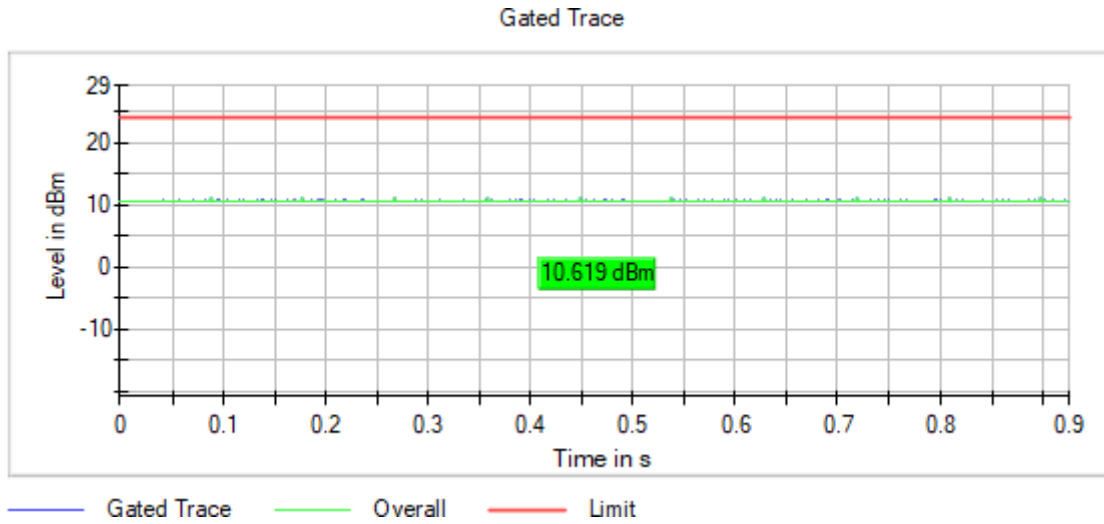
Frequency MHz = 5580.00000, Modulation = 802.11a (OFDM 54 Mbit/s), Mode = MIMO , Number of Transmission Chains = 2

Images:



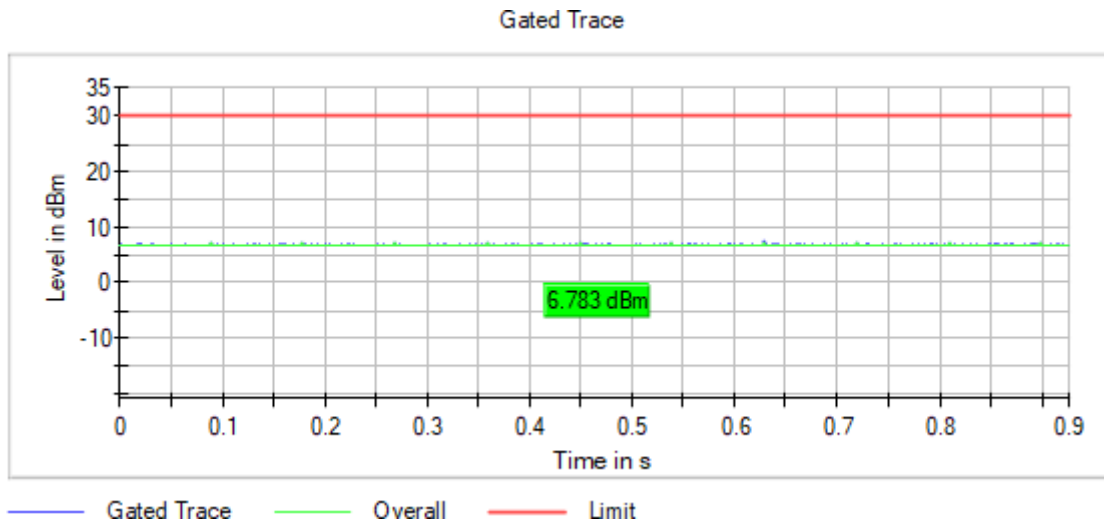
Frequency MHz = 5700.00000, Modulation = 802.11a (OFDM 54 Mbit/s), Mode = MIMO , Number of Transmission Chains = 2

Images:



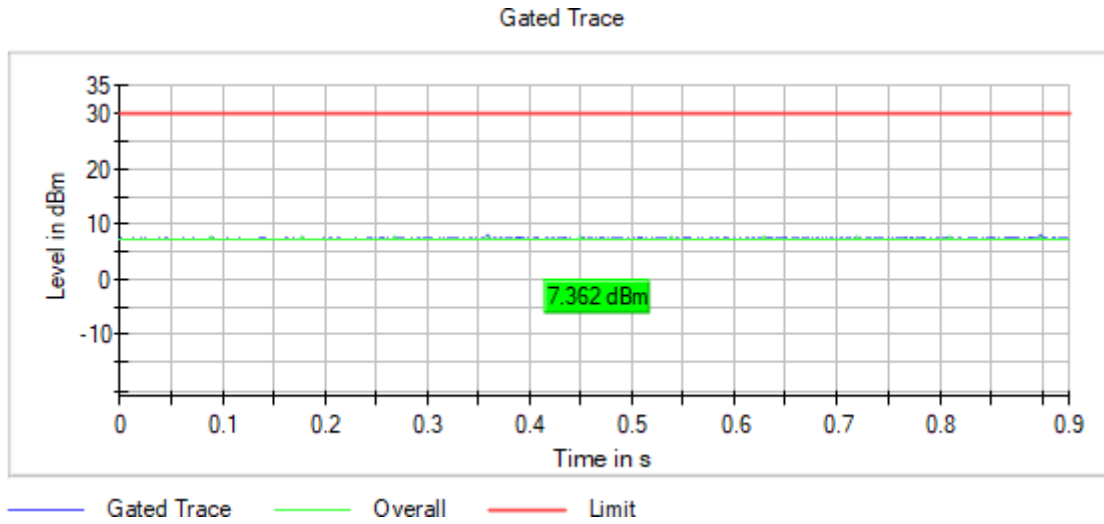
Frequency MHz = 5745.00000, Modulation = 802.11a (OFDM 54 Mbit/s), Mode = MIMO , Number of Transmission Chains = 2

Images:



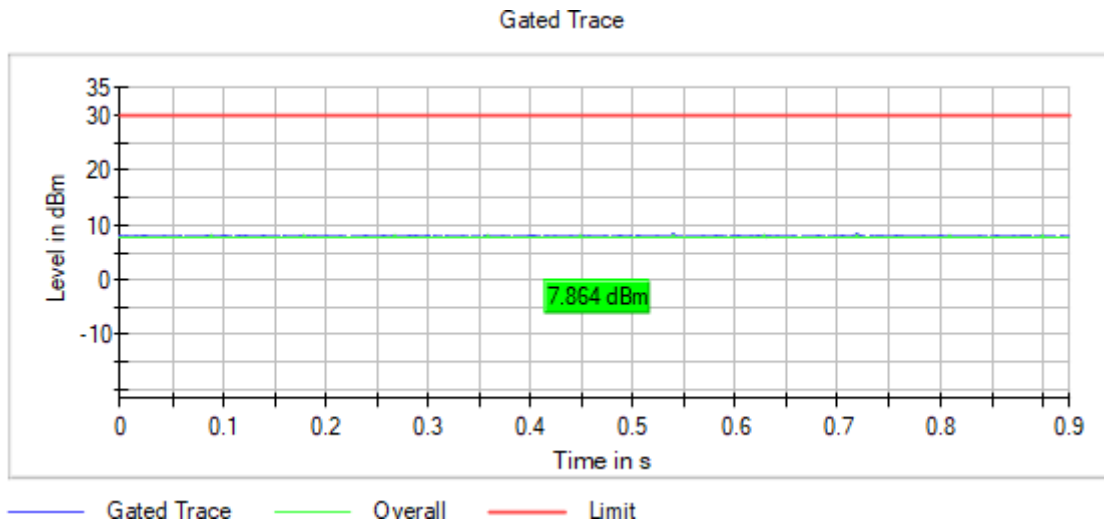
Frequency MHz = 5785.00000, Modulation = 802.11a (OFDM 54 Mbit/s), Mode = MIMO , Number of Transmission Chains = 2

Images:



Frequency MHz = 5825.00000, Modulation = 802.11a (OFDM 54 Mbit/s), Mode = MIMO , Number of Transmission Chains = 2

Images:



Modulation: 802.11n HT20

Results

Declared Antenna gain: -2.8 dBi

Freq (MHz)	Avg Power (dBm)	Max EIRP (dBm)
5180.00000	12.6	9.8
5200.00000	11.9	9.1
5240.00000	12.2	9.4
5260.00000	12.7	9.9
5280.00000	13.5	10.7
5320.00000	13.8	11.0
5500.00000	7.8	5.0
5580.00000	11.0	8.2
5700.00000	8.6	5.8
5745.00000	8.0	5.2
5785.00000	8.0	5.2
5825.00000	8.2	5.4

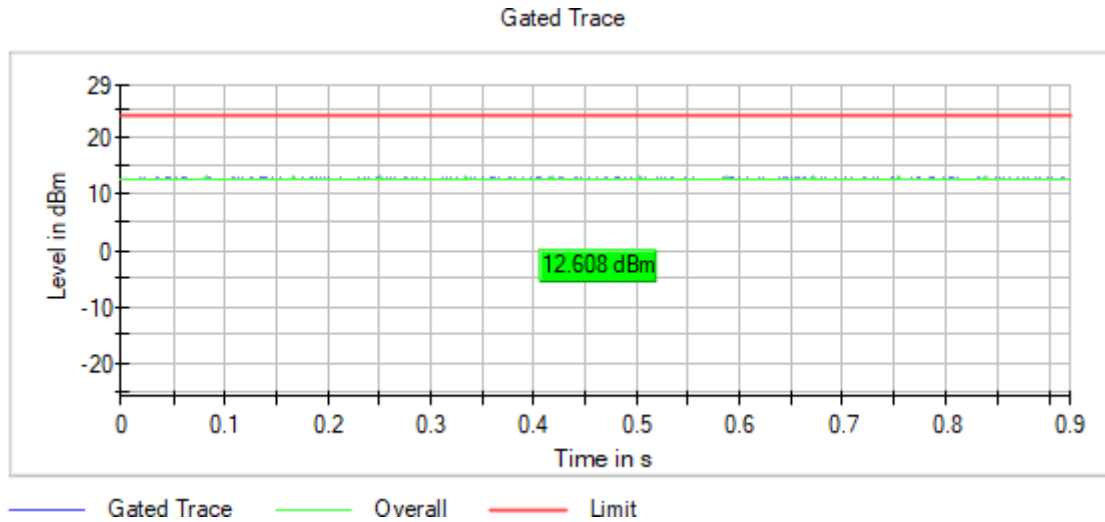
Verdict

Pass

Attachments

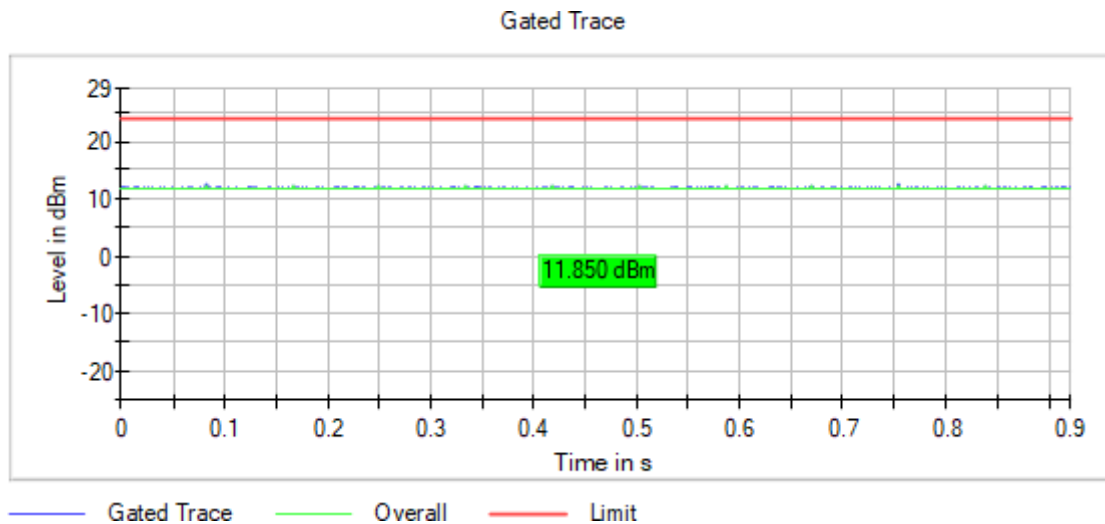
Frequency MHz = 5180.00000, Modulation = 802.11n HT20 , Mode = MIMO , Number of Transmission Chains = 2

Images:



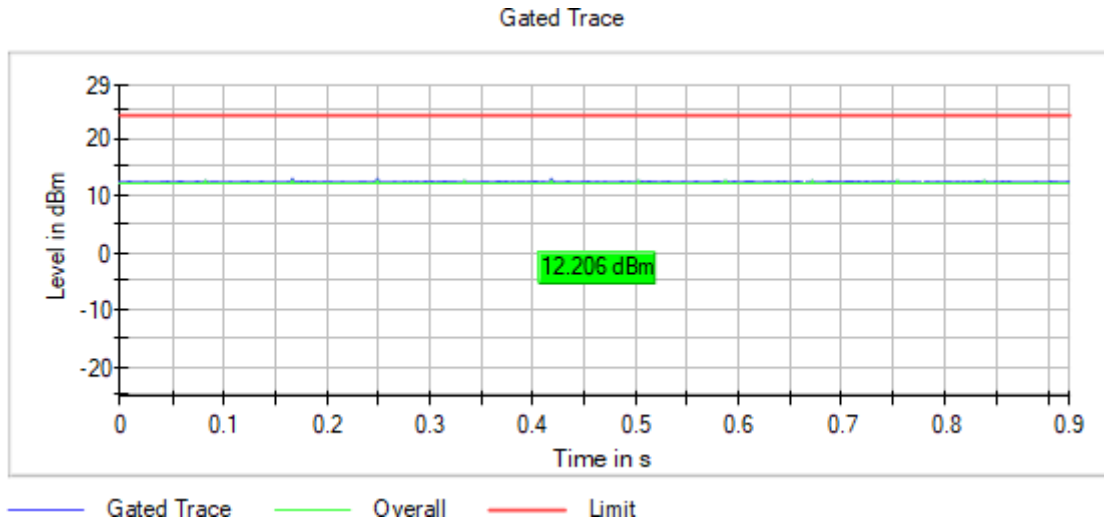
Frequency MHz = 5200.00000, Modulation = 802.11n HT20 , Mode = MIMO , Number of Transmission Chains = 2

Images:



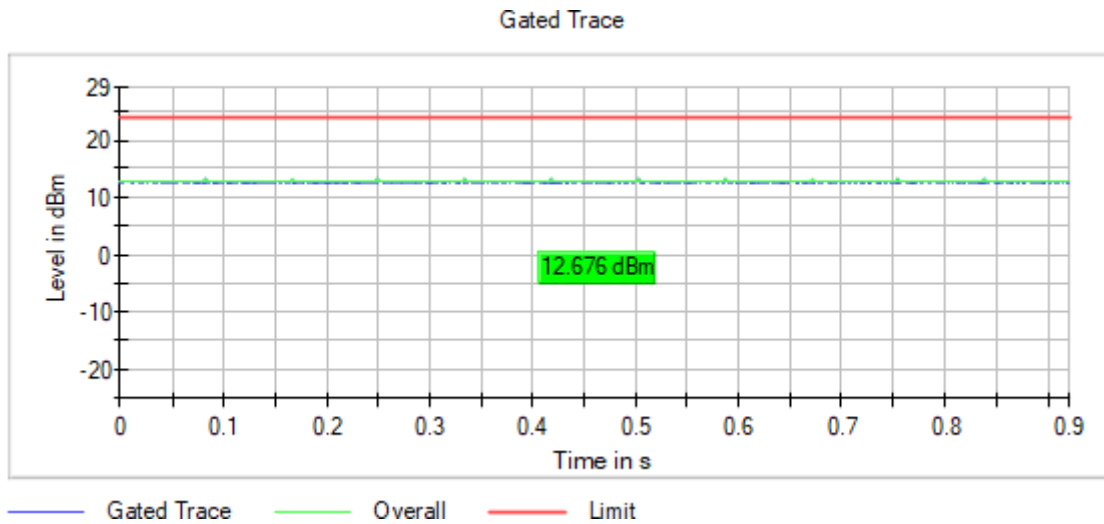
Frequency MHz = 5240.00000, Modulation = 802.11n HT20 , Mode = MIMO , Number of Transmission Chains = 2

Images:



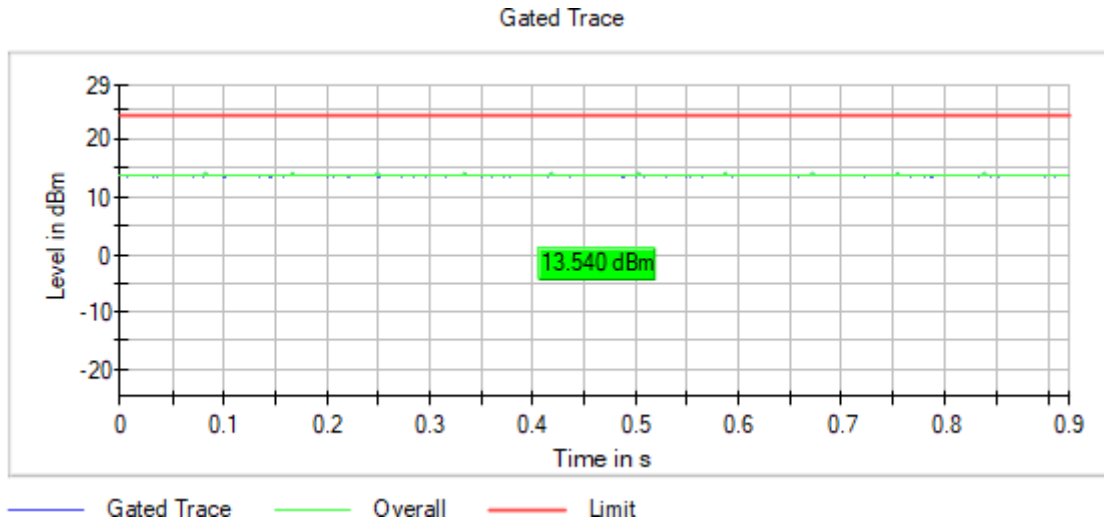
Frequency MHz = 5260.00000, Modulation = 802.11n HT20 , Mode = MIMO , Number of Transmission Chains = 2

Images:



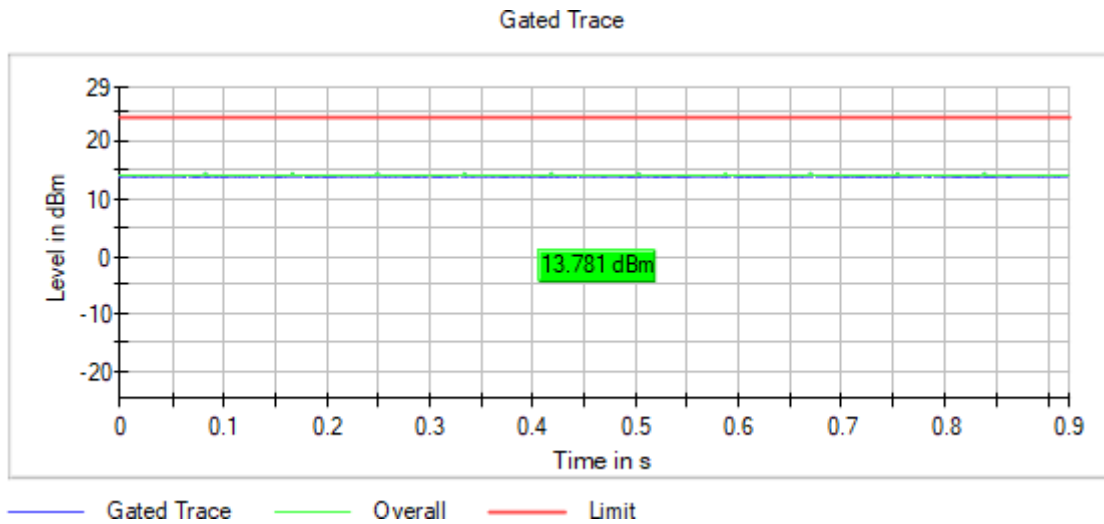
Frequency MHz = 5280.00000, Modulation = 802.11n HT20 , Mode = MIMO , Number of Transmission Chains = 2

Images:



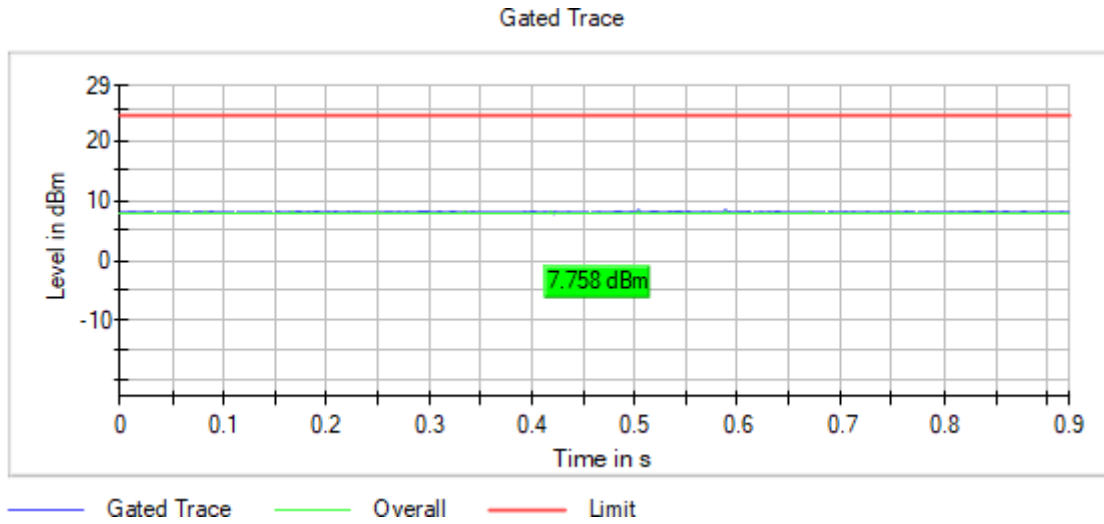
Frequency MHz = 5320.00000, Modulation = 802.11n HT20 , Mode = MIMO , Number of Transmission Chains = 2

Images:



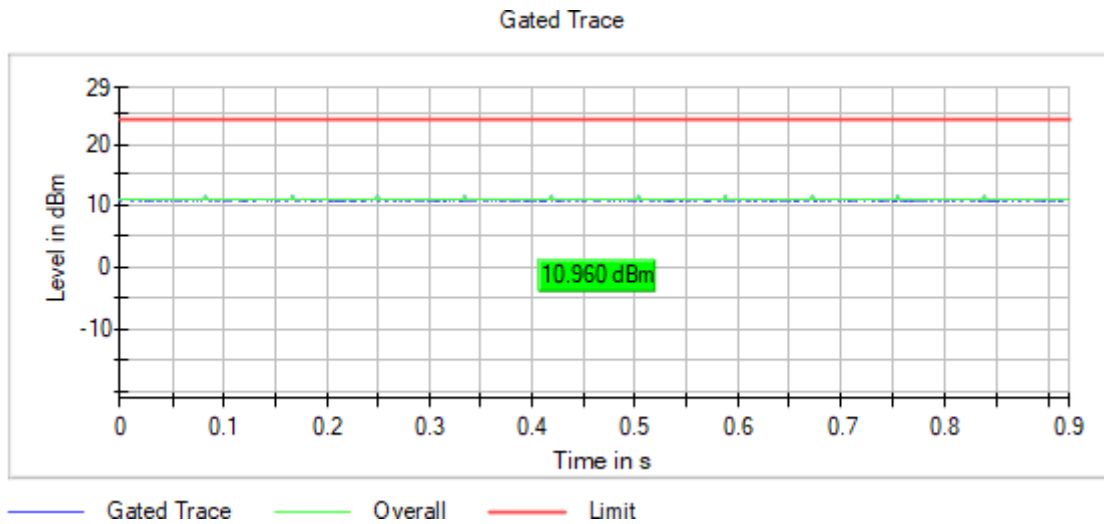
Frequency MHz = 5500.00000, Modulation = 802.11n HT20 , Mode = MIMO , Number of Transmission Chains = 2

Images:



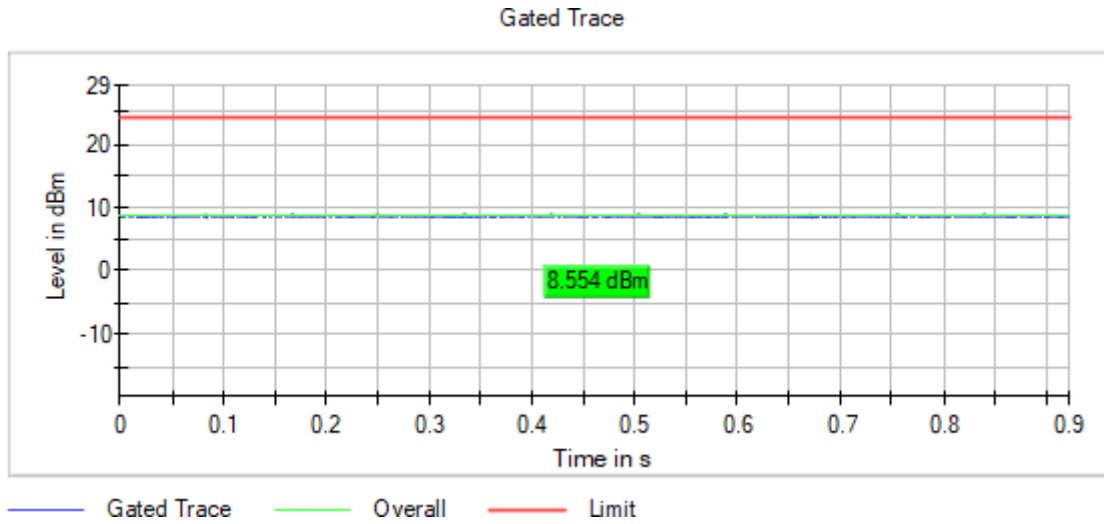
Frequency MHz = 5580.00000, Modulation = 802.11n HT20 , Mode = MIMO , Number of Transmission Chains = 2

Images:



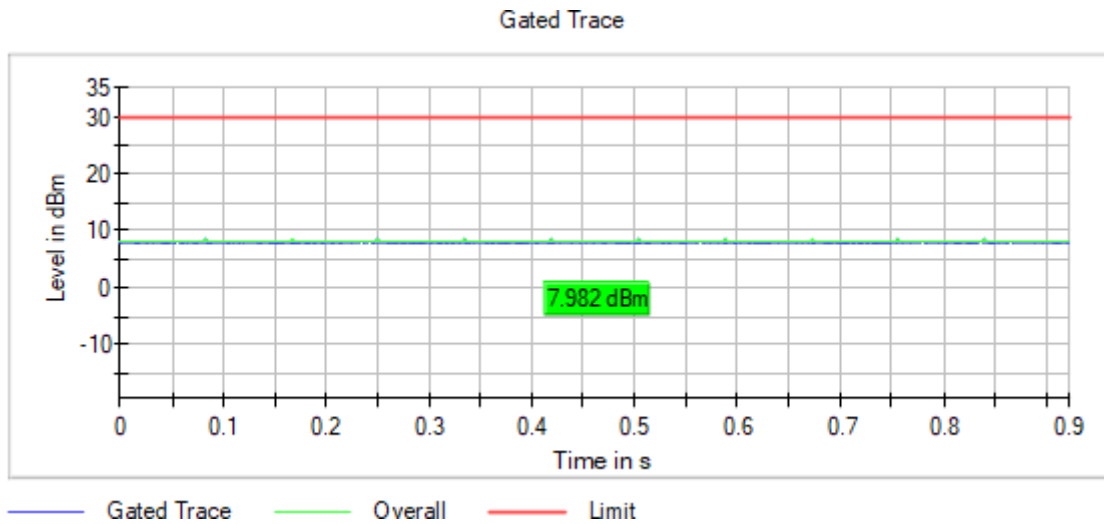
Frequency MHz = 5700.00000, Modulation = 802.11n HT20 , Mode = MIMO , Number of Transmission Chains = 2

Images:



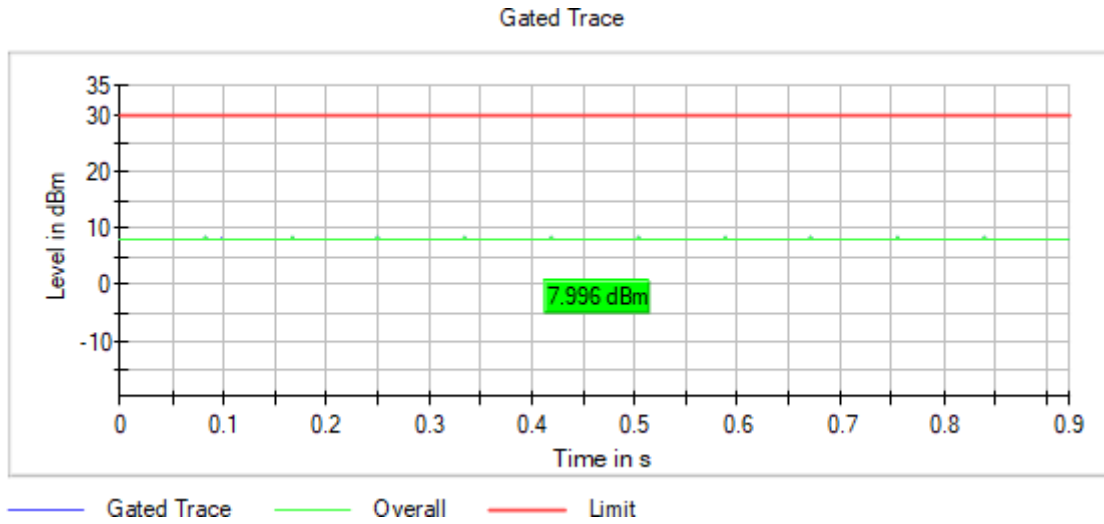
Frequency MHz = 5745.00000, Modulation = 802.11n HT20 , Mode = MIMO , Number of Transmission Chains = 2

Images:



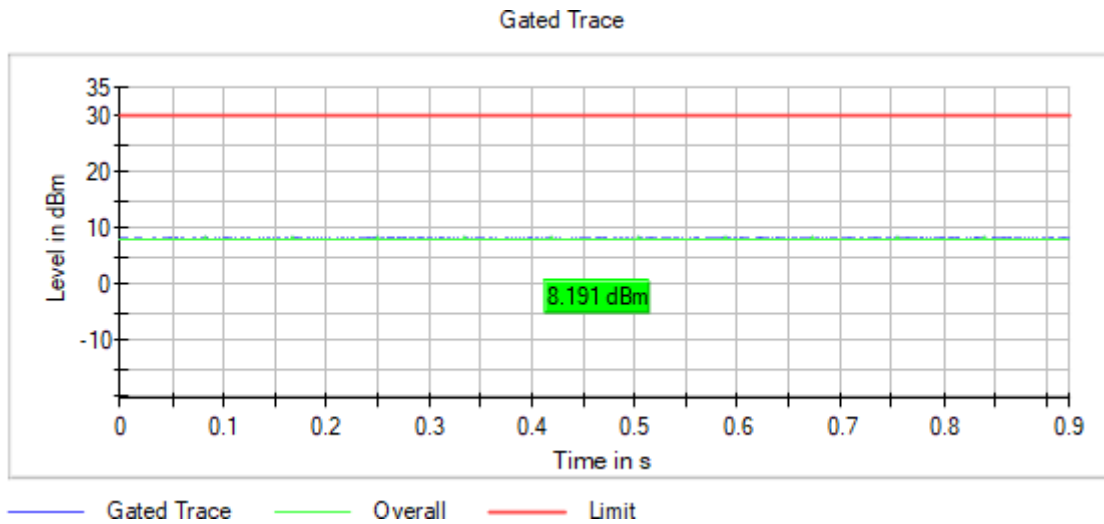
Frequency MHz = 5785.00000, Modulation = 802.11n HT20 , Mode = MIMO , Number of Transmission Chains = 2

Images:



Frequency MHz = 5825.00000, Modulation = 802.11n HT20 , Mode = MIMO , Number of Transmission Chains = 2

Images:



Modulation: 802.11n HT40

Results

Declared Antenna gain: -2.8 dBi

Freq (MHz)	Avg Power (dBm)	Max EIRP (dBm)
5190.00000	11.9	9.1
5230.00000	12.0	9.2
5270.00000	10.4	7.6
5310.00000	10.4	7.6
5510.00000	9.5	6.7
5550.00000	10.1	7.3
5670.00000	11.0	8.2
5755.00000	11.0	8.2
5795.00000	10.5	7.7

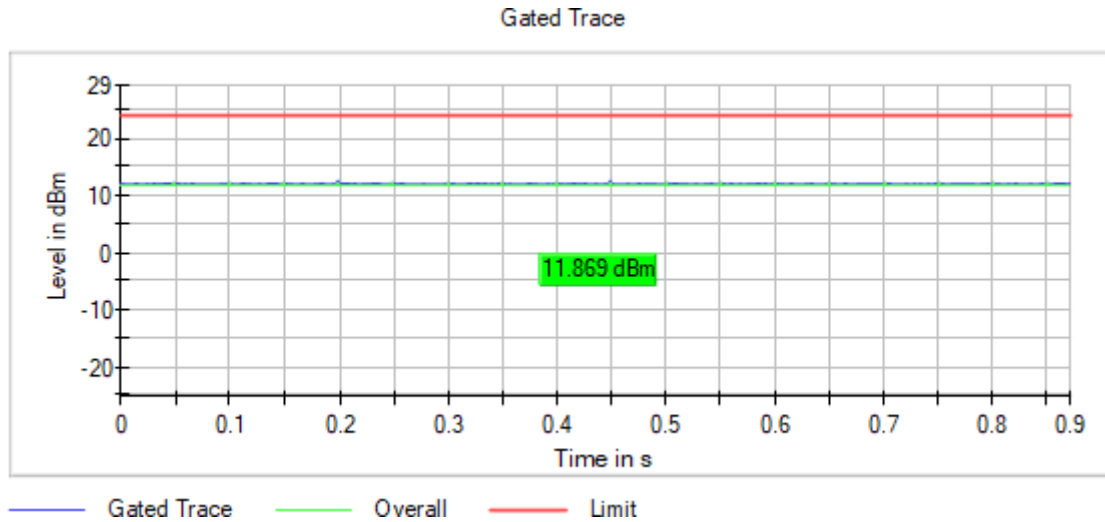
Verdict

Pass

Attachments

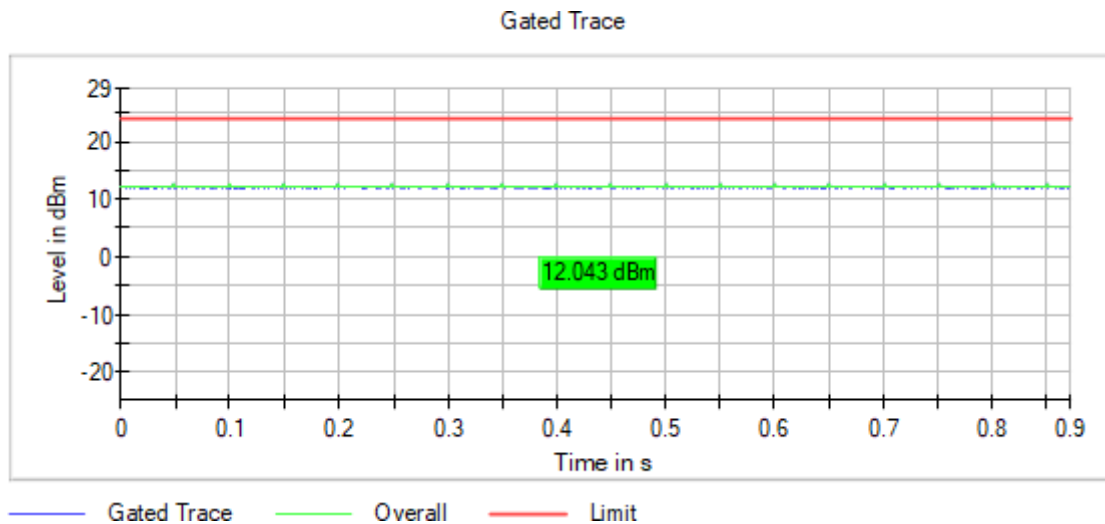
Frequency MHz = 5190.00000, Modulation = 802.11n HT40 , Mode = MIMO , Number of Transmission Chains = 2

Images:



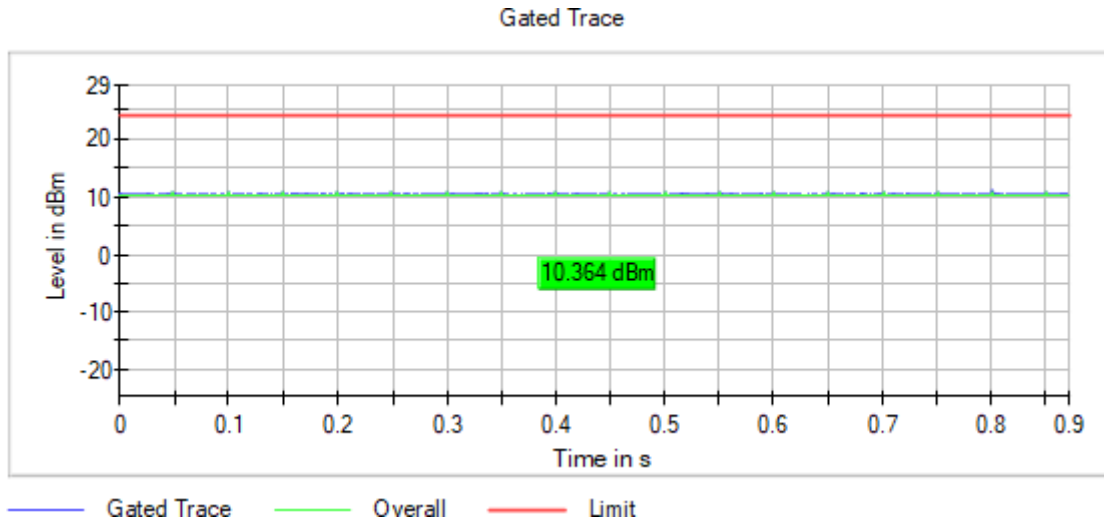
Frequency MHz = 5230.00000, Modulation = 802.11n HT40 , Mode = MIMO , Number of Transmission Chains = 2

Images:



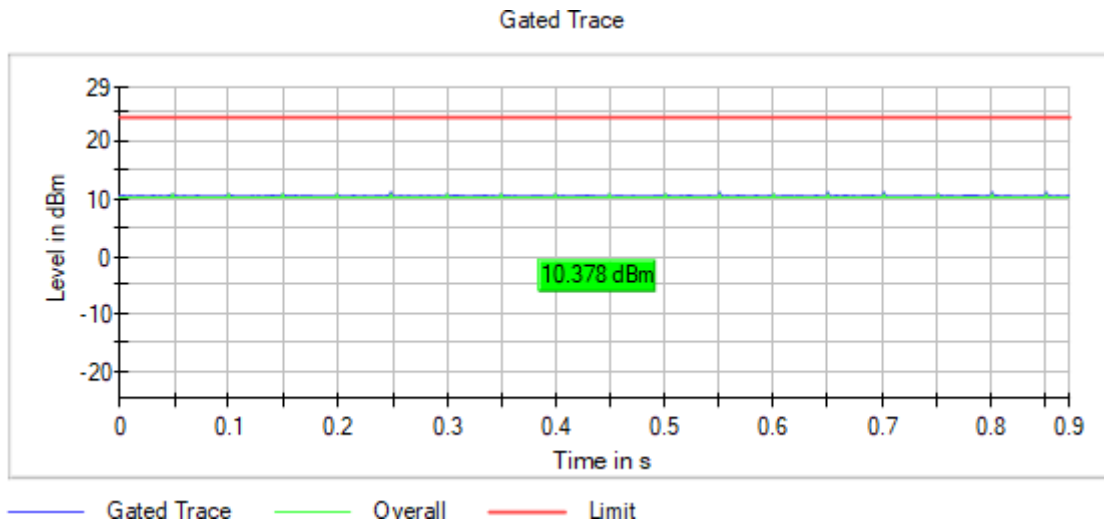
Frequency MHz = 5270.00000, Modulation = 802.11n HT40 , Mode = MIMO , Number of Transmission Chains = 2

Images:



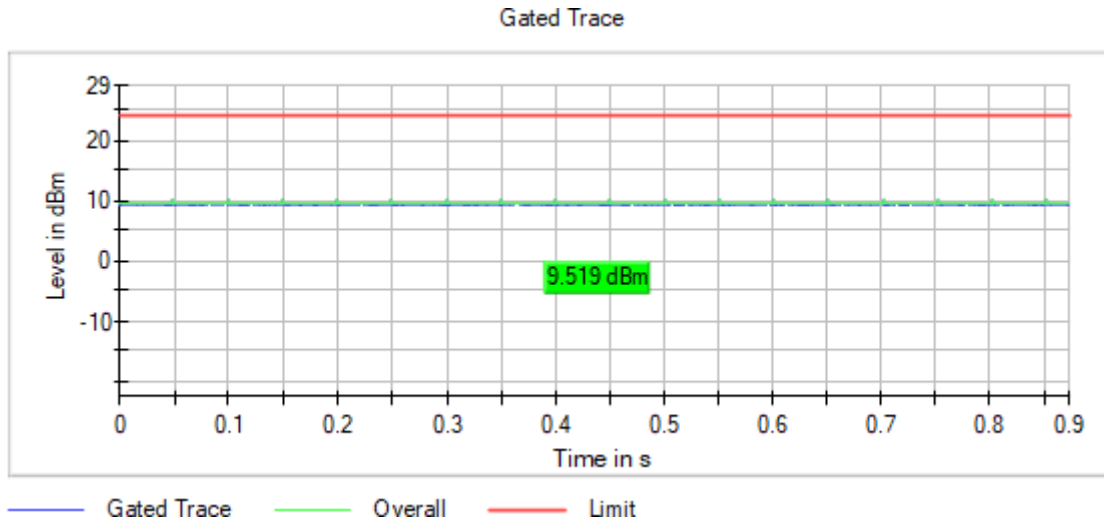
Frequency MHz = 5310.00000, Modulation = 802.11n HT40 , Mode = MIMO , Number of Transmission Chains = 2

Images:



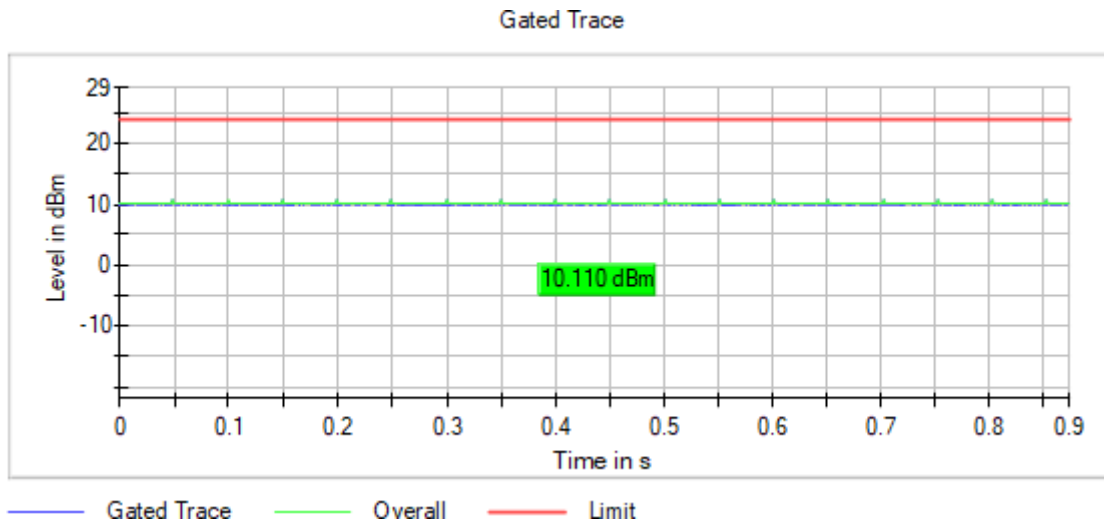
Frequency MHz = 5510.00000, Modulation = 802.11n HT40 , Mode = MIMO , Number of Transmission Chains = 2

Images:



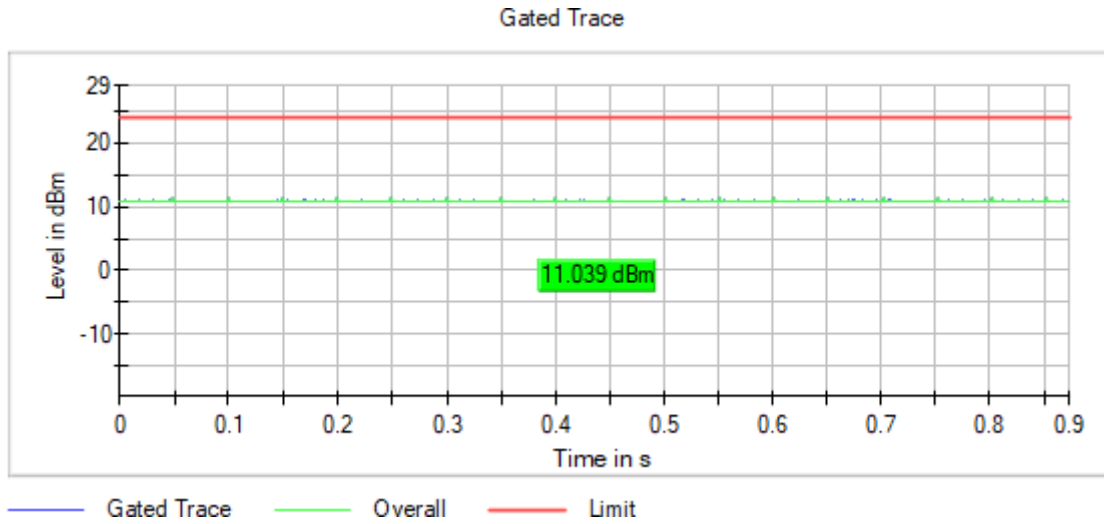
Frequency MHz = 5550.00000, Modulation = 802.11n HT40 , Mode = MIMO , Number of Transmission Chains = 2

Images:



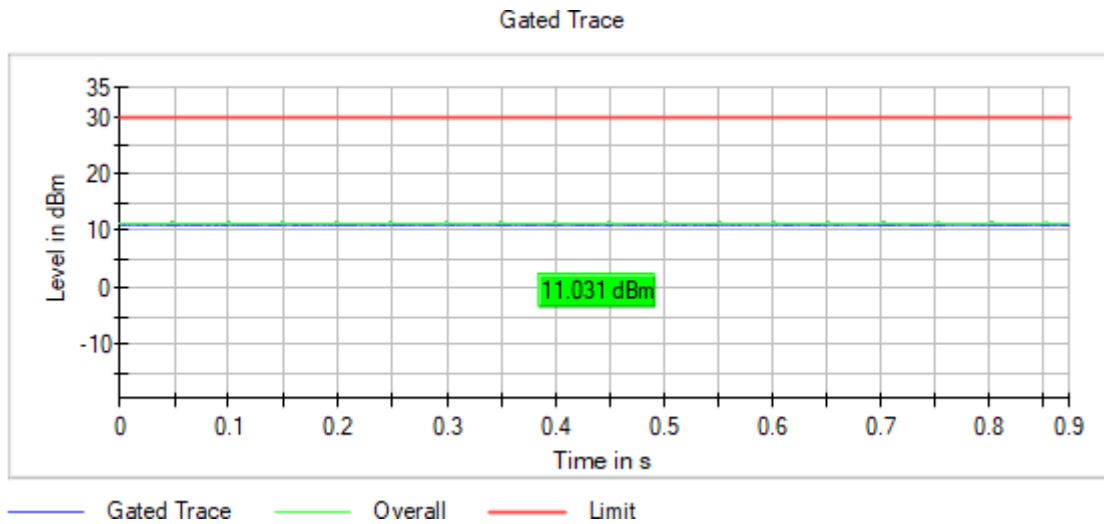
Frequency MHz = 5670.00000, Modulation = 802.11n HT40 , Mode = MIMO , Number of Transmission Chains = 2

Images:



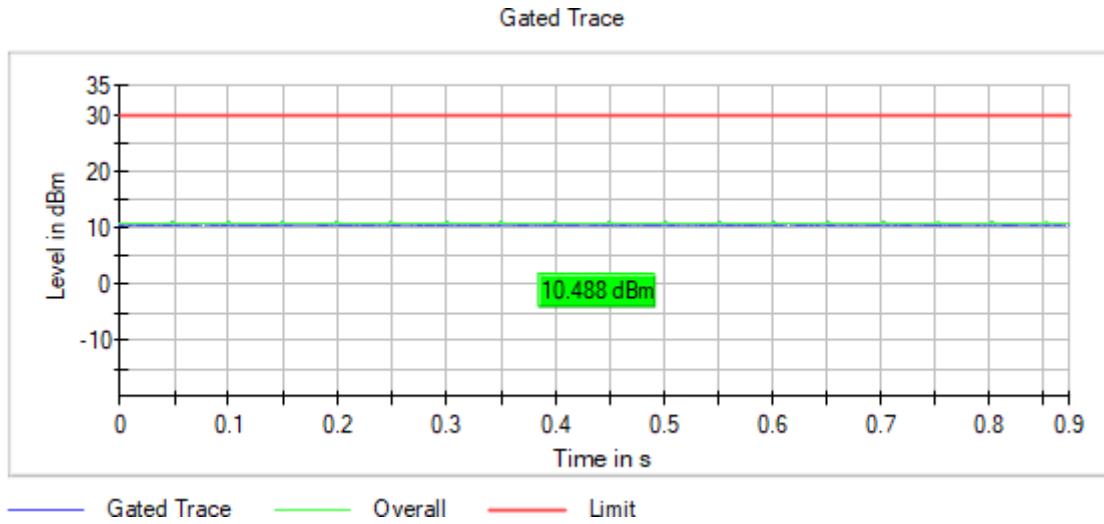
Frequency MHz = 5755.00000, Modulation = 802.11n HT40 , Mode = MIMO , Number of Transmission Chains = 2

Images:



Frequency MHz = 5795.00000, Modulation = 802.11n HT40 , Mode = MIMO , Number of Transmission Chains = 2

Images:



Modulation: 802.11ac VHT20 (OFDM MCS8)

Results

Declared Antenna gain: -2.8 dBi

Freq (MHz)	Avg Power (dBm)	Max EIRP (dBm)
5180.00000	12.5	9.7
5200.00000	11.8	9.0
5240.00000	12.7	9.9
5260.00000	13.9	11.1
5280.00000	14.5	11.7
5320.00000	14.6	11.8
5500.00000	9.8	7.0
5580.00000	12.3	9.5
5700.00000	11.8	9.0
5745.00000	8.6	5.8
5785.00000	8.8	6.0
5825.00000	8.8	6.0

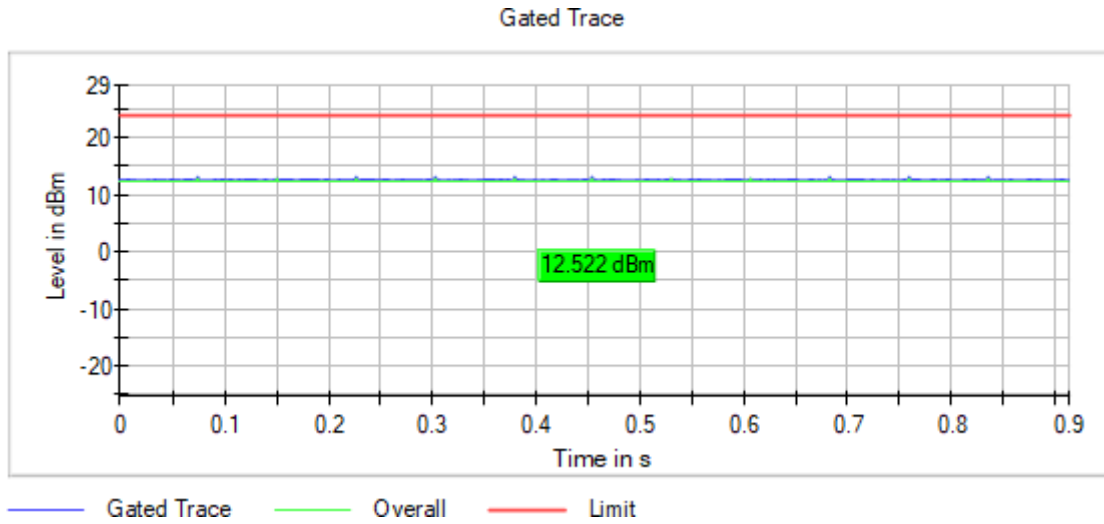
Verdict

Pass

Attachments

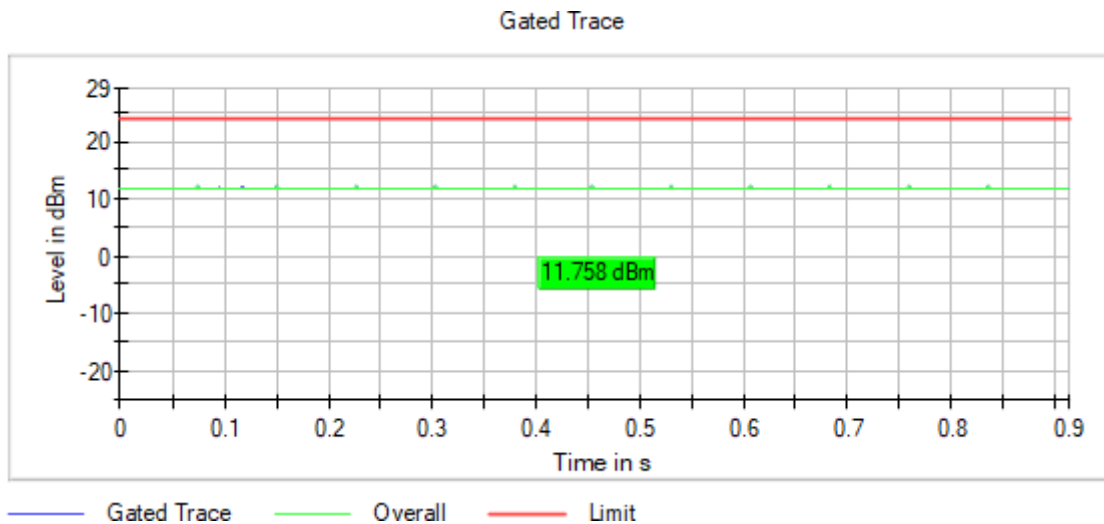
Frequency MHz = 5180.00000, Modulation = 802.11ac VHT20 (OFDM MCS8), Mode = MIMO , Number of Transmission Chains = 2

Images:



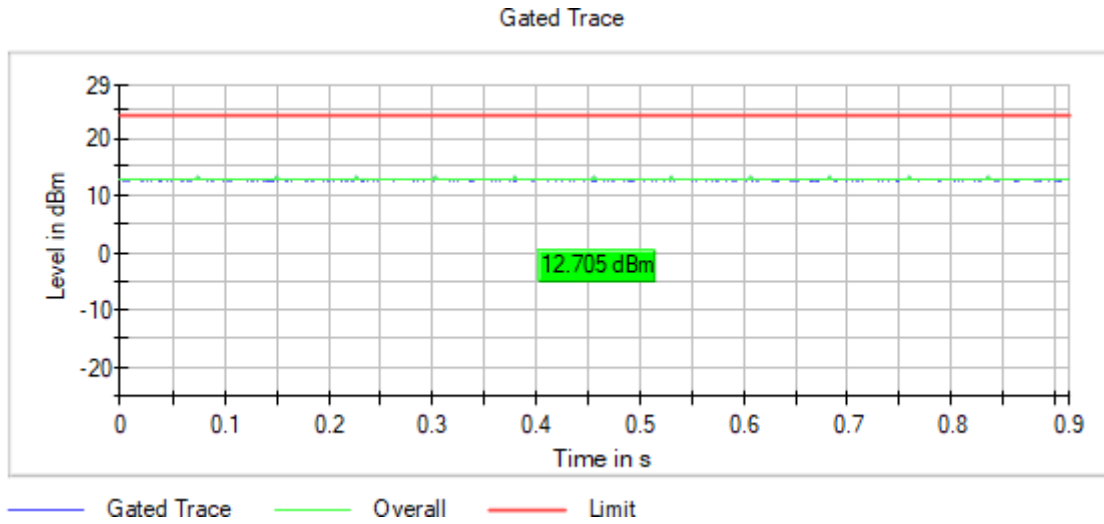
Frequency MHz = 5200.00000, Modulation = 802.11ac VHT20 (OFDM MCS8), Mode = MIMO , Number of Transmission Chains = 2

Images:



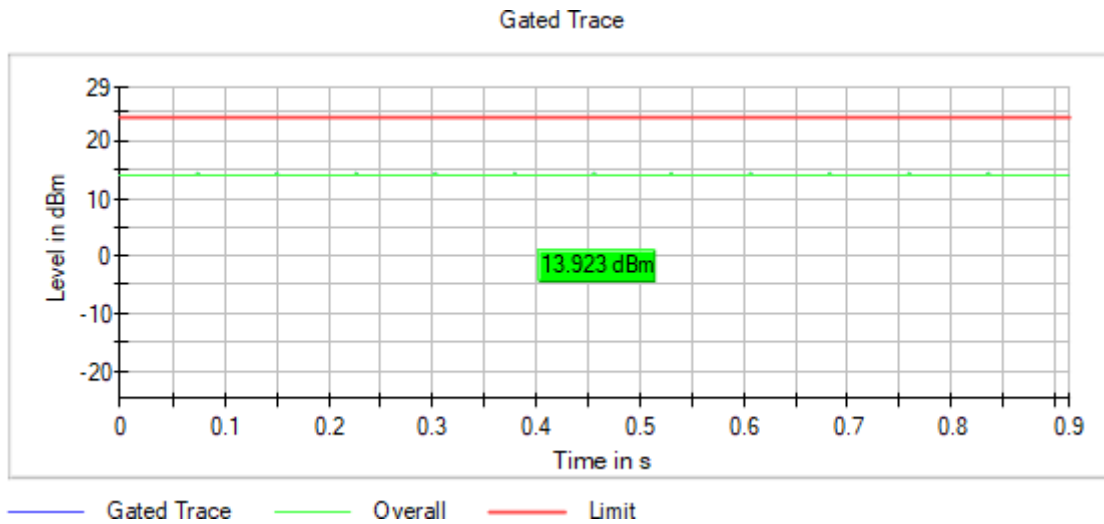
Frequency MHz = 5240.00000, Modulation = 802.11ac VHT20 (OFDM MCS8), Mode = MIMO , Number of Transmission Chains = 2

Images:



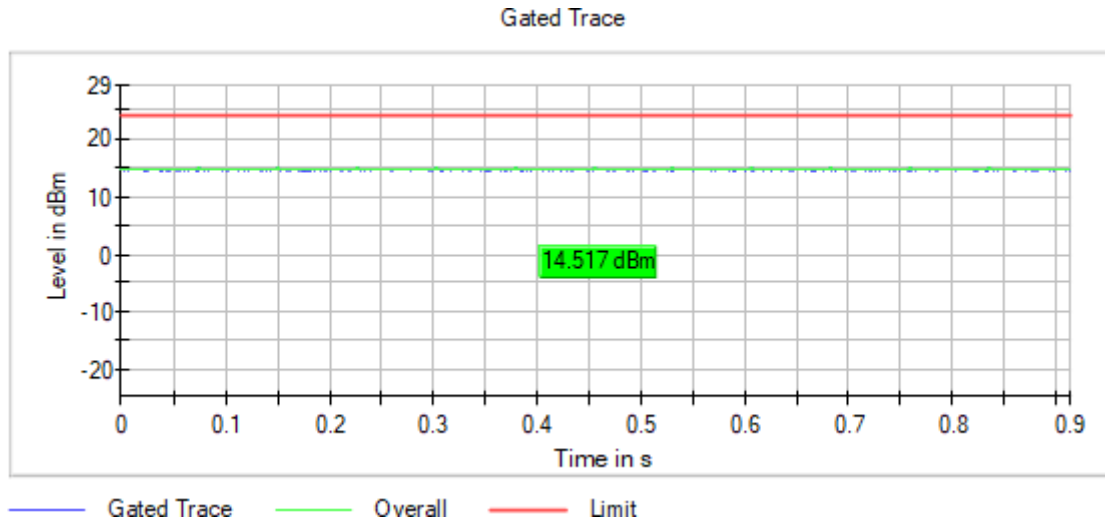
Frequency MHz = 5260.00000, Modulation = 802.11ac VHT20 (OFDM MCS8), Mode = MIMO , Number of Transmission Chains = 2

Images:



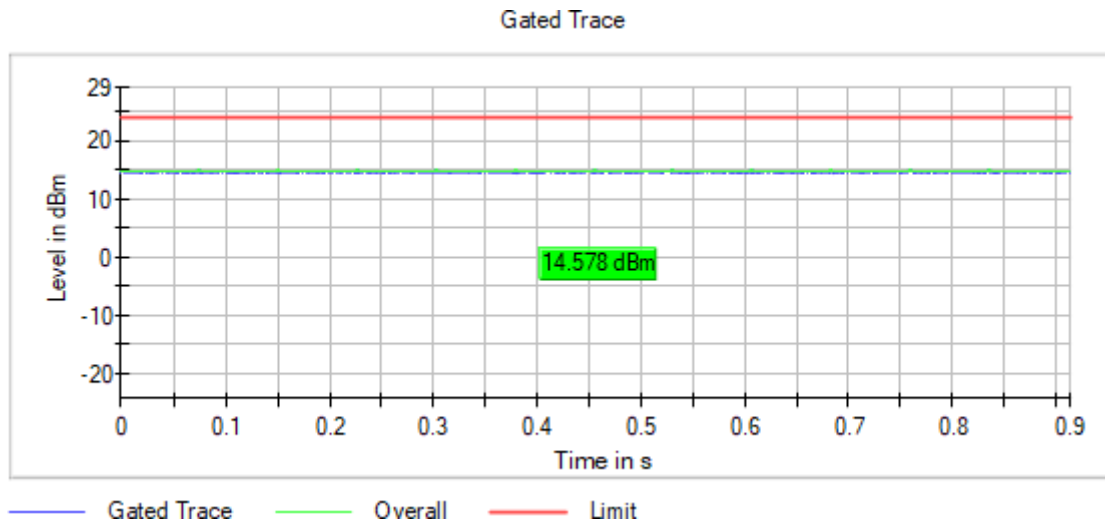
Frequency MHz = 5280.00000, Modulation = 802.11ac VHT20 (OFDM MCS8), Mode = MIMO , Number of Transmission Chains = 2

Images:



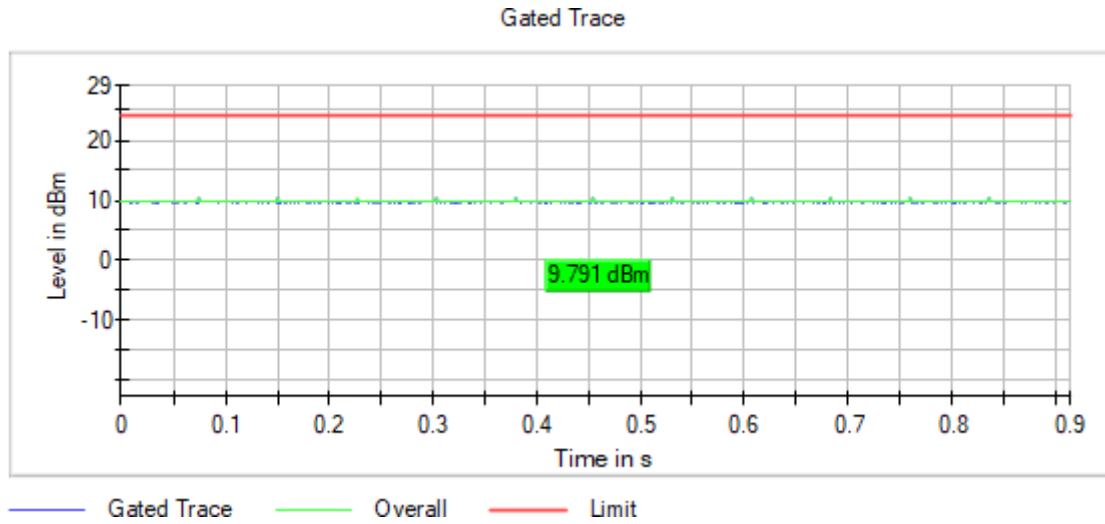
Frequency MHz = 5320.00000, Modulation = 802.11ac VHT20 (OFDM MCS8), Mode = MIMO , Number of Transmission Chains = 2

Images:



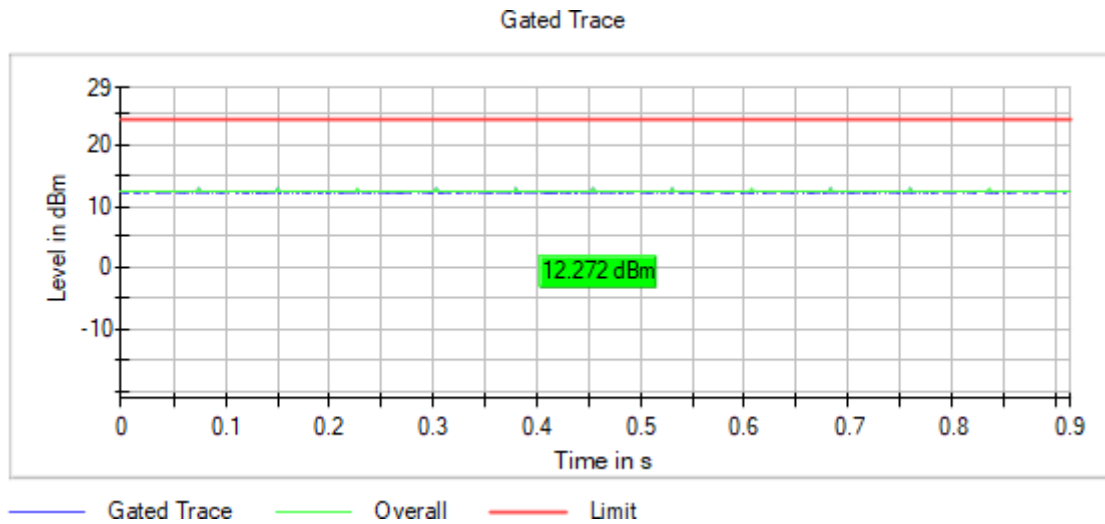
Frequency MHz = 5500.00000, Modulation = 802.11ac VHT20 (OFDM MCS8), Mode = MIMO , Number of Transmission Chains = 2

Images:



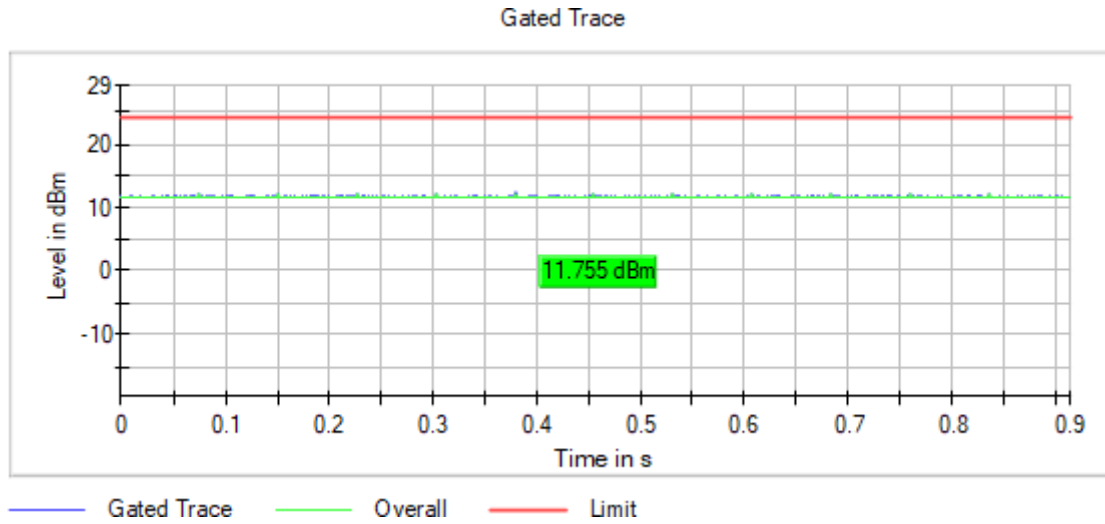
Frequency MHz = 5580.00000, Modulation = 802.11ac VHT20 (OFDM MCS8), Mode = MIMO , Number of Transmission Chains = 2

Images:



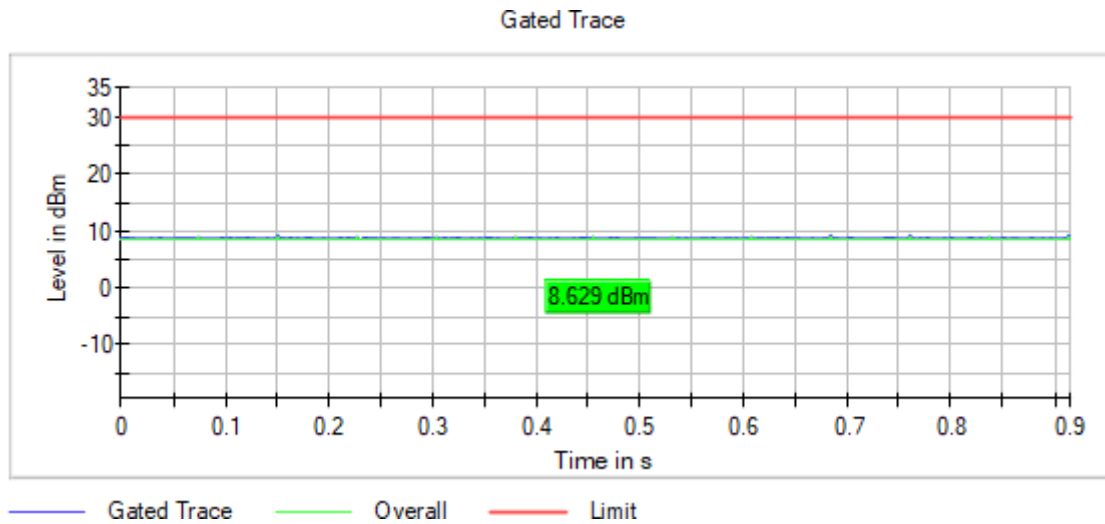
Frequency MHz = 5700.00000, Modulation = 802.11ac VHT20 (OFDM MCS8), Mode = MIMO , Number of Transmission Chains = 2

Images:



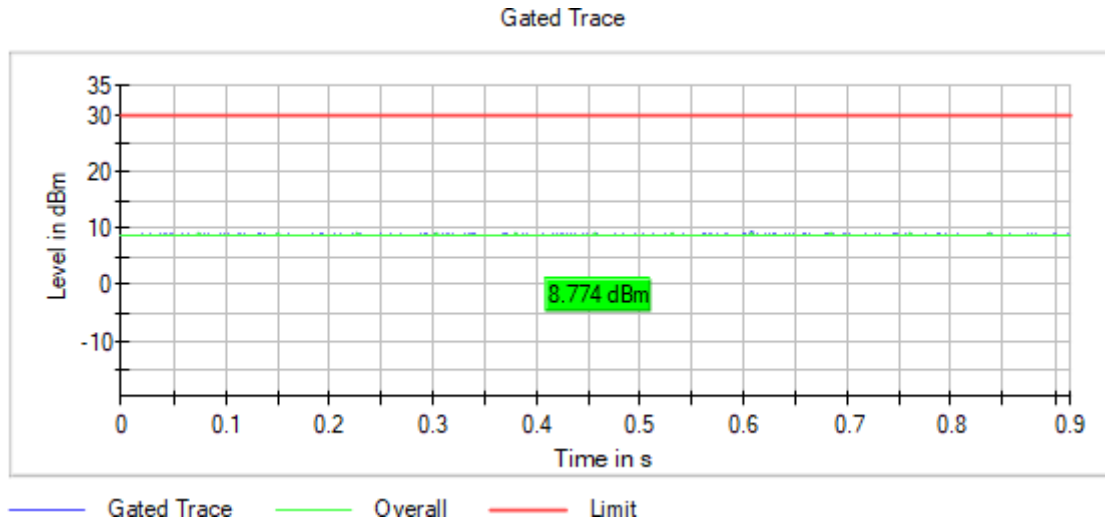
Frequency MHz = 5745.00000, Modulation = 802.11ac VHT20 (OFDM MCS8), Mode = MIMO , Number of Transmission Chains = 2

Images:



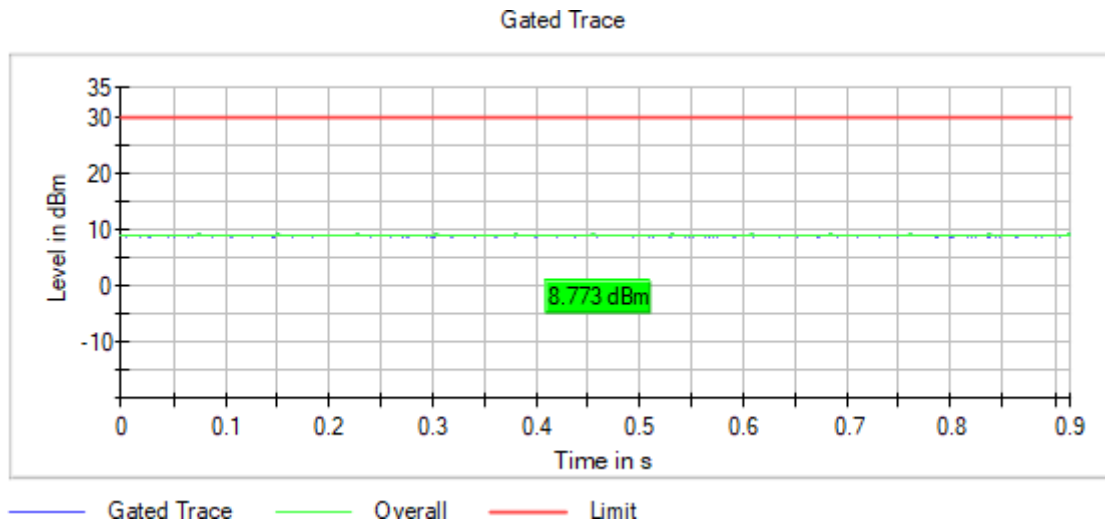
Frequency MHz = 5785.00000, Modulation = 802.11ac VHT20 (OFDM MCS8), Mode = MIMO , Number of Transmission Chains = 2

Images:



Frequency MHz = 5825.00000, Modulation = 802.11ac VHT20 (OFDM MCS8), Mode = MIMO , Number of Transmission Chains = 2

Images:



Modulation: 802.11ac VHT40 (OFDM MCS9)

Results

Declared Antenna gain: -2.8 dBi

Freq (MHz)	Avg Power (dBm)	Max EIRP (dBm)
5190.00000	11.6	8.8
5230.00000	11.6	8.8
5270.00000	10.8	8.0
5310.00000	10.8	8.0
5510.00000	9.3	6.5
5550.00000	9.9	7.1
5670.00000	10.3	7.5
5755.00000	10.5	7.7
5795.00000	10.2	7.4

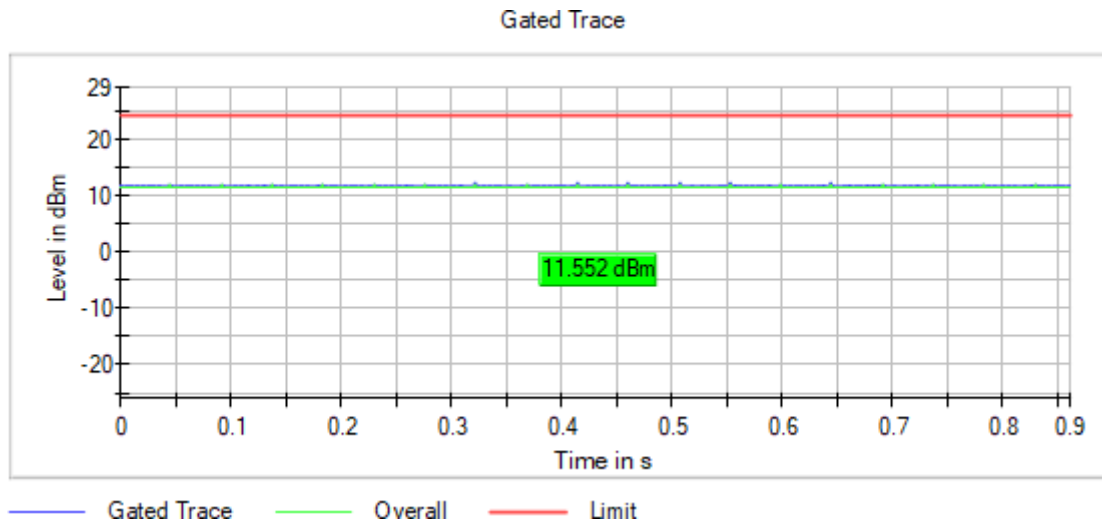
Verdict

Pass

Attachments

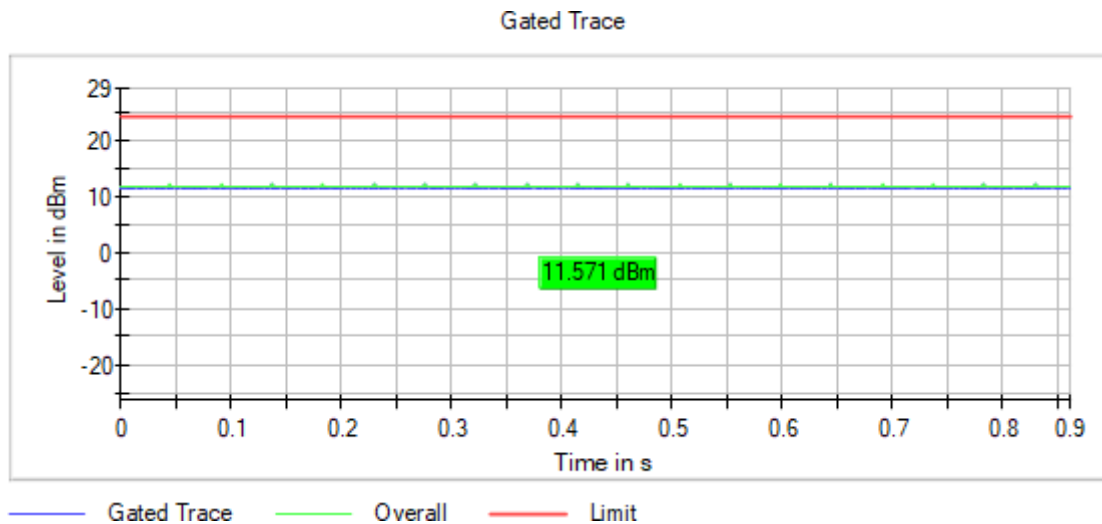
Frequency MHz = 5190.00000, Modulation = 802.11ac VHT40 (OFDM MCS9), Mode = MIMO , Number of Transmission Chains = 2

Images:



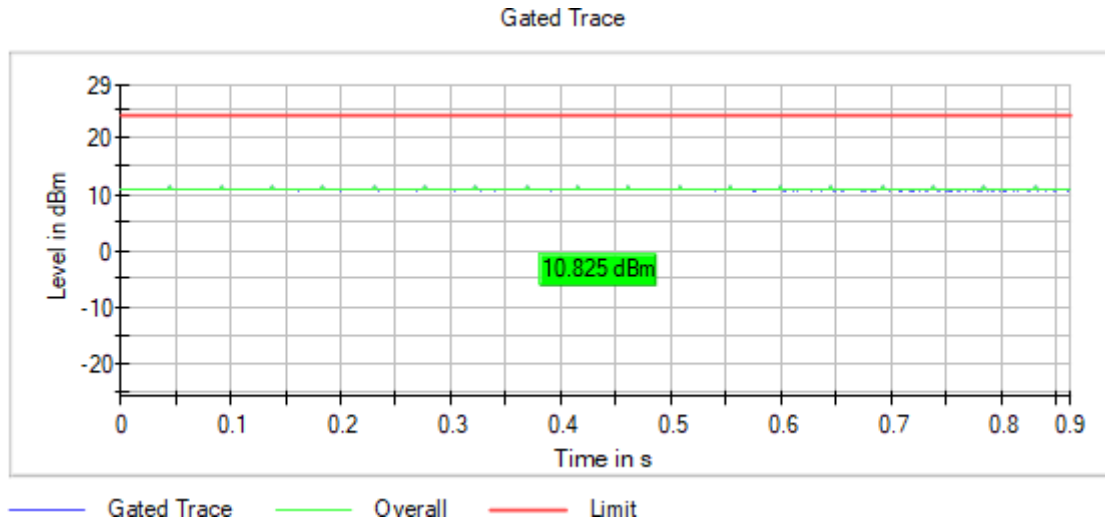
Frequency MHz = 5230.00000, Modulation = 802.11ac VHT40 (OFDM MCS9), Mode = MIMO , Number of Transmission Chains = 2

Images:



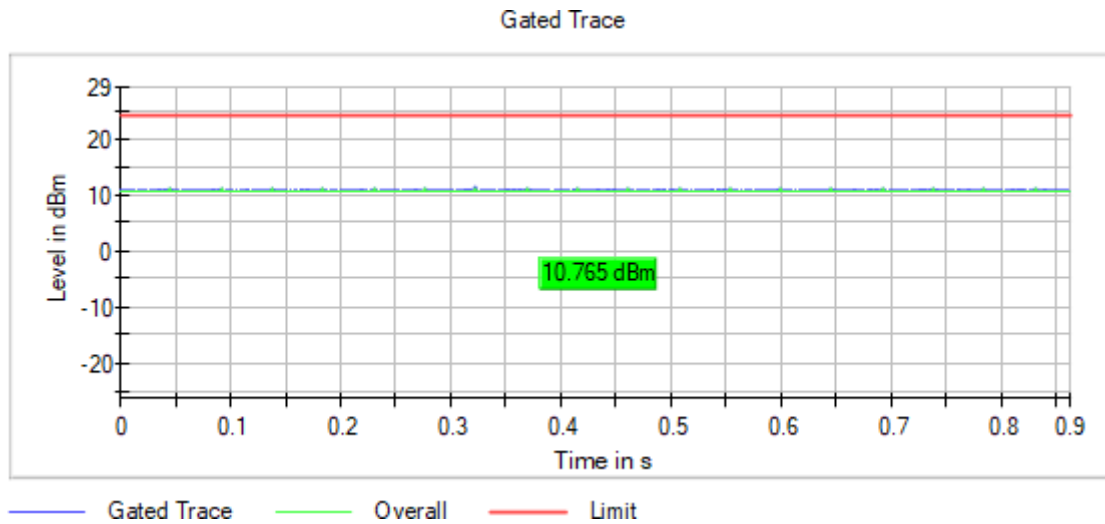
Frequency MHz = 5270.00000, Modulation = 802.11ac VHT40 (OFDM MCS9), Mode = MIMO , Number of Transmission Chains = 2

Images:



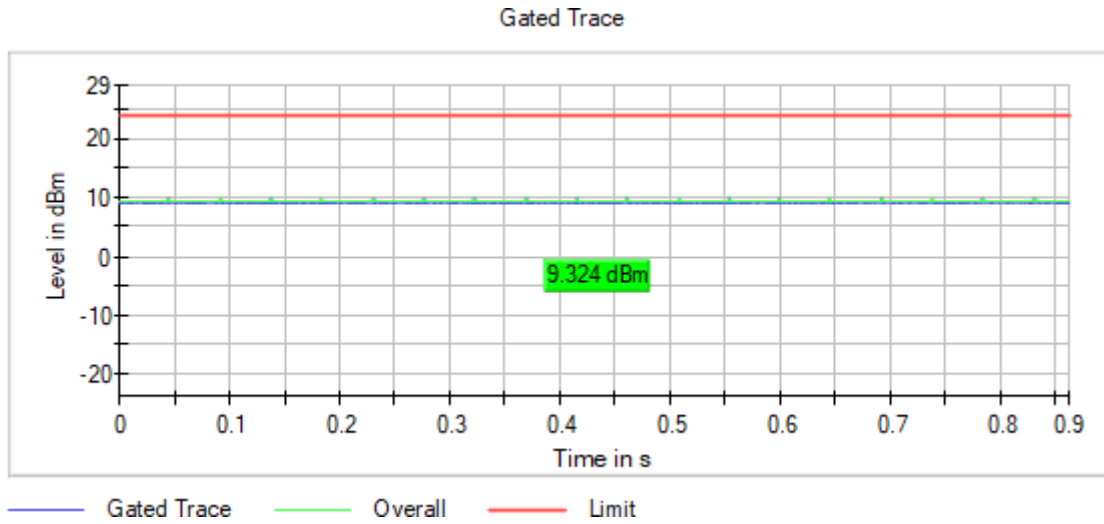
Frequency MHz = 5310.00000, Modulation = 802.11ac VHT40 (OFDM MCS9), Mode = MIMO , Number of Transmission Chains = 2

Images:



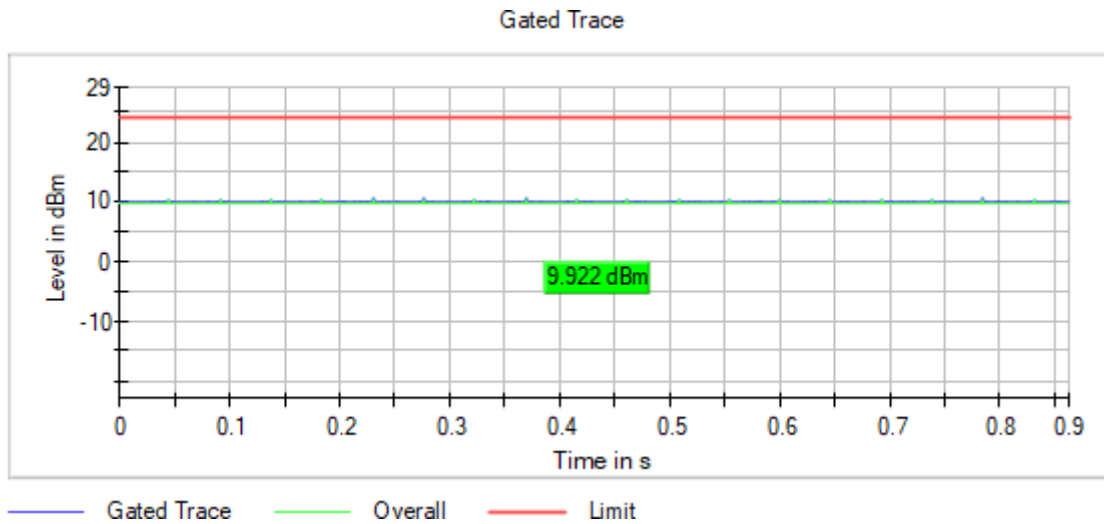
Frequency MHz = 5510.00000, Modulation = 802.11ac VHT40 (OFDM MCS9), Mode = MIMO , Number of Transmission Chains = 2

Images:



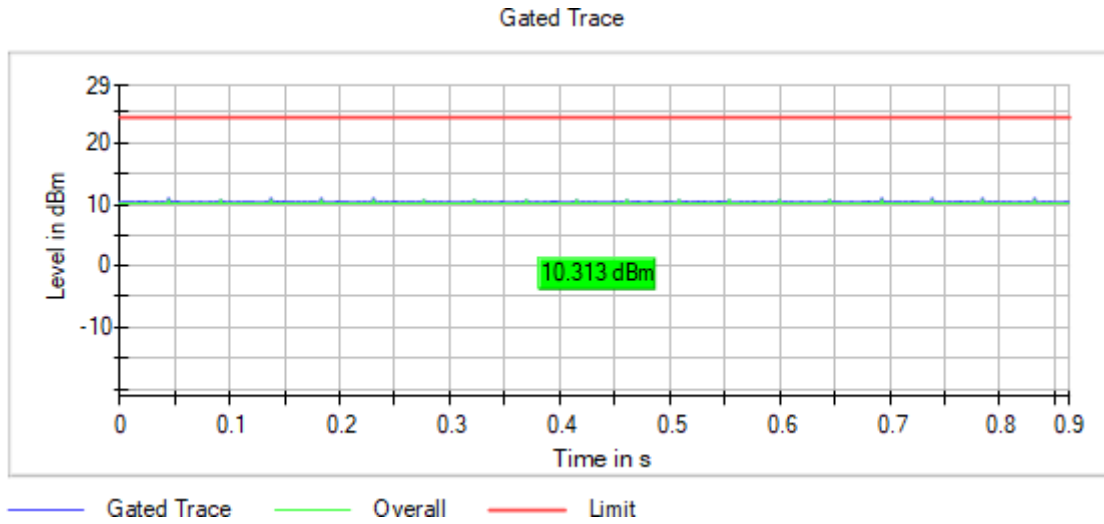
Frequency MHz = 5550.00000, Modulation = 802.11ac VHT40 (OFDM MCS9), Mode = MIMO , Number of Transmission Chains = 2

Images:



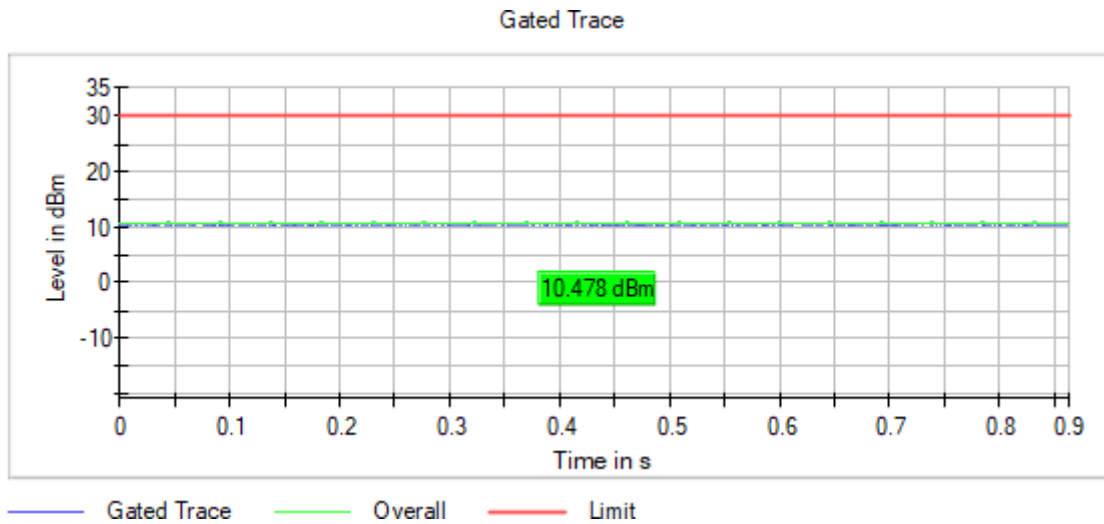
Frequency MHz = 5670.00000, Modulation = 802.11ac VHT40 (OFDM MCS9), Mode = MIMO , Number of Transmission Chains = 2

Images:



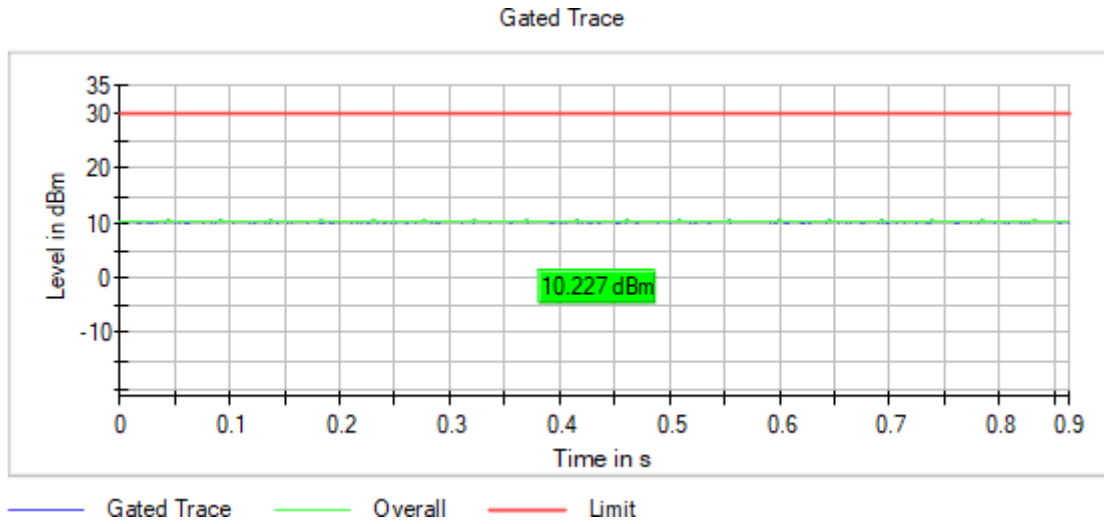
Frequency MHz = 5755.00000, Modulation = 802.11ac VHT40 (OFDM MCS9), Mode = MIMO , Number of Transmission Chains = 2

Images:



Frequency MHz = 5795.00000, Modulation = 802.11ac VHT40 (OFDM MCS9), Mode = MIMO , Number of Transmission Chains = 2

Images:



Modulation: 802.11ac VHT80 SS1 (OFDM MCS9)

Results

Declared Antenna gain: -2.8 dBi

Freq (MHz)	Avg Power (dBm)	Max EIRP (dBm)
5210.00000	9.9	7.1
5290.00000	9.0	6.2
5530.00000	8.6	5.8
5610.00000	10.2	7.4
5775.00000	11.6	8.8

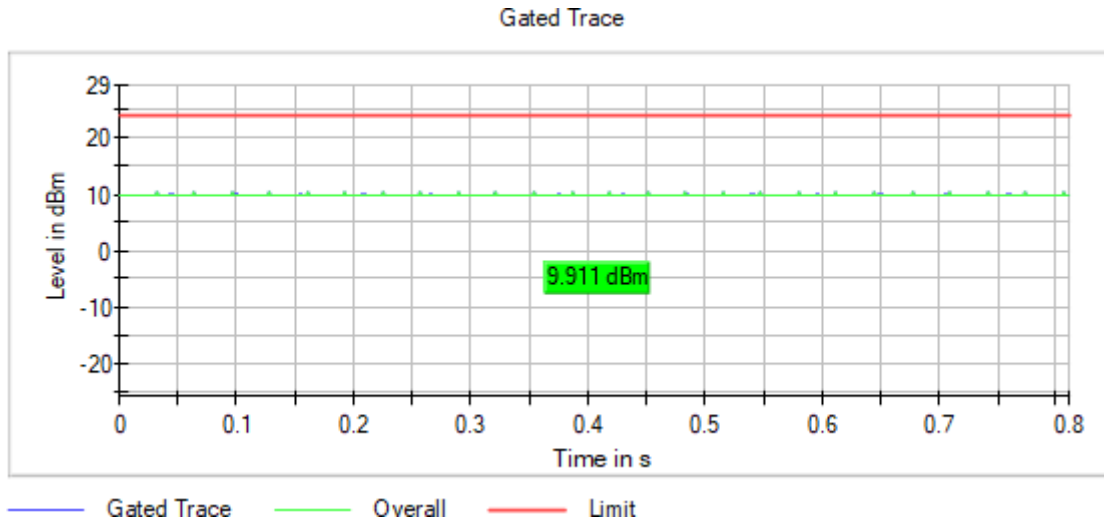
Verdict

Pass

Attachments

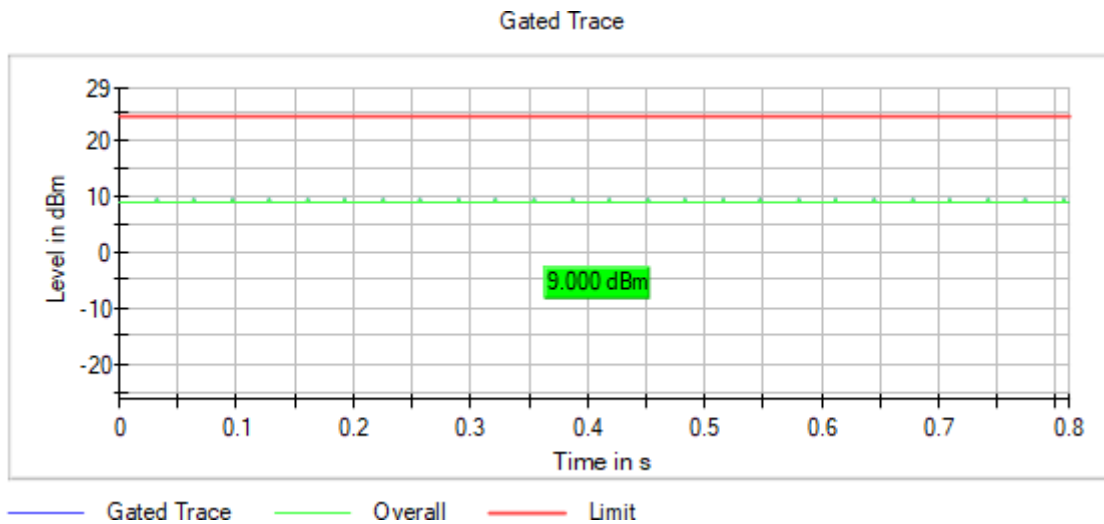
Frequency MHz = 5210.00000, Modulation = 802.11ac VHT80 SS1 (OFDM MCS9), Mode = MIMO , Number of Transmission Chains = 2

Images:



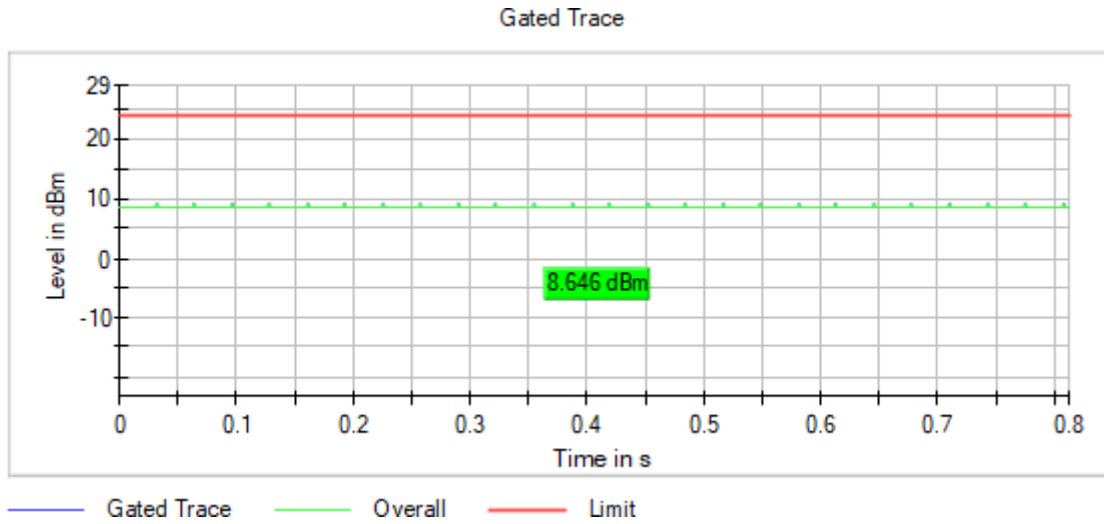
Frequency MHz = 5290.00000, Modulation = 802.11ac VHT80 SS1 (OFDM MCS9), Mode = MIMO , Number of Transmission Chains = 2

Images:



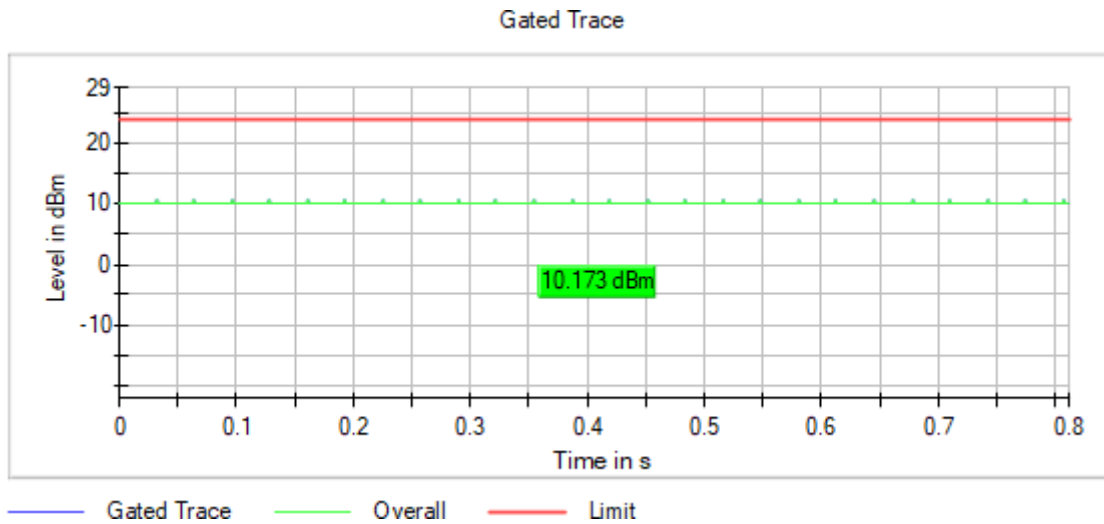
Frequency MHz = 5530.00000, Modulation = 802.11ac VHT80 SS1 (OFDM MCS9), Mode = MIMO , Number of Transmission Chains = 2

Images:



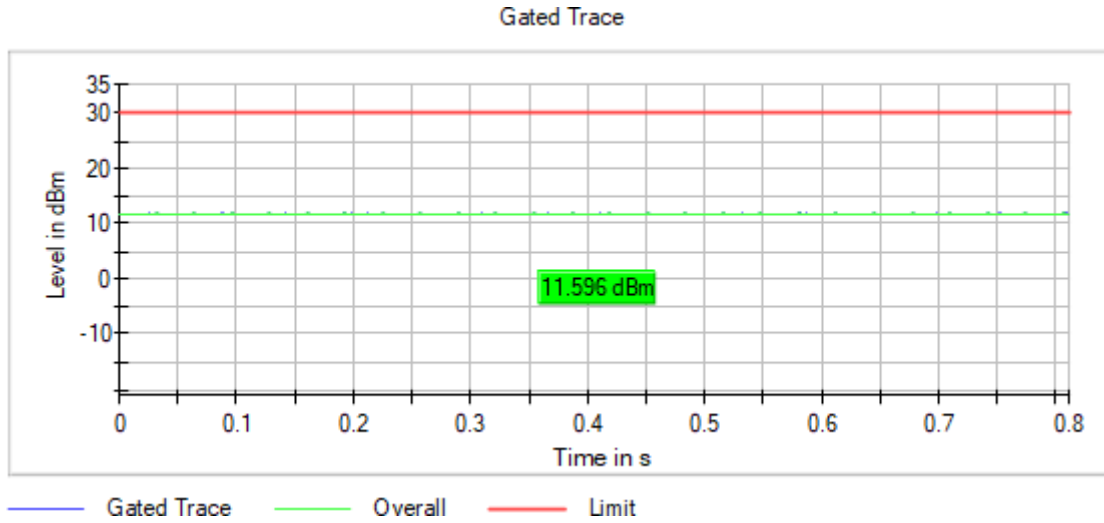
Frequency MHz = 5610.00000, Modulation = 802.11ac VHT80 SS1 (OFDM MCS9), Mode = MIMO , Number of Transmission Chains = 2

Images:



Frequency MHz = 5775.00000, Modulation = 802.11ac VHT80 SS1 (OFDM MCS9), Mode = MIMO , Number of Transmission Chains = 2

Images:



Modulation: 802.11ax HE20 SS1 (OFDMA MCS8) - Full RU

Results

Declared Antenna gain: -2.8 dBi

Freq (MHz)	Avg Power (dBm)	Max EIRP (dBm)
5180.00000	9.7	6.9
5200.00000	10.5	7.7
5240.00000	10.3	7.5
5260.00000	11.0	8.2
5280.00000	11.2	8.4
5320.00000	9.7	6.9
5500.00000	9.5	6.7
5580.00000	11.7	8.9
5700.00000	10.0	7.2
5745.00000	9.6	6.8
5785.00000	8.8	6.0
5825.00000	9.3	6.5

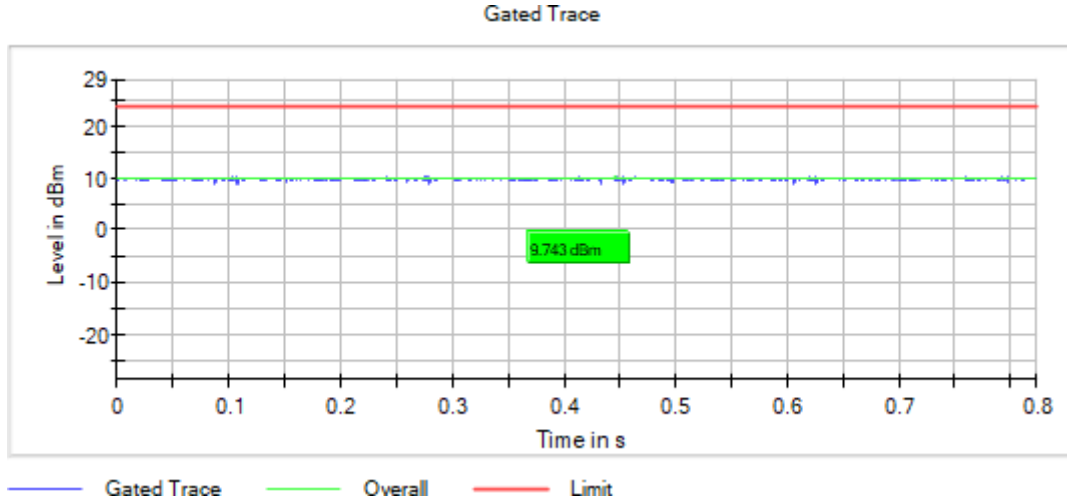
Verdict

Pass

Attachments

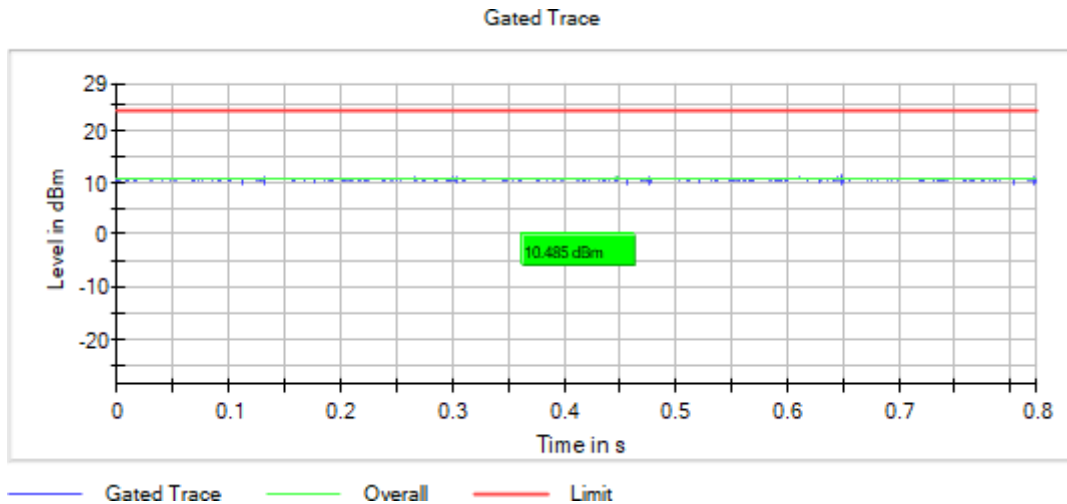
Frequency MHz = 5180.00000, Modulation = 802.11ax HE20 SS1 (OFDMA MCS8), Mode = MIMO , Number of Transmission Chains = 2

Images:



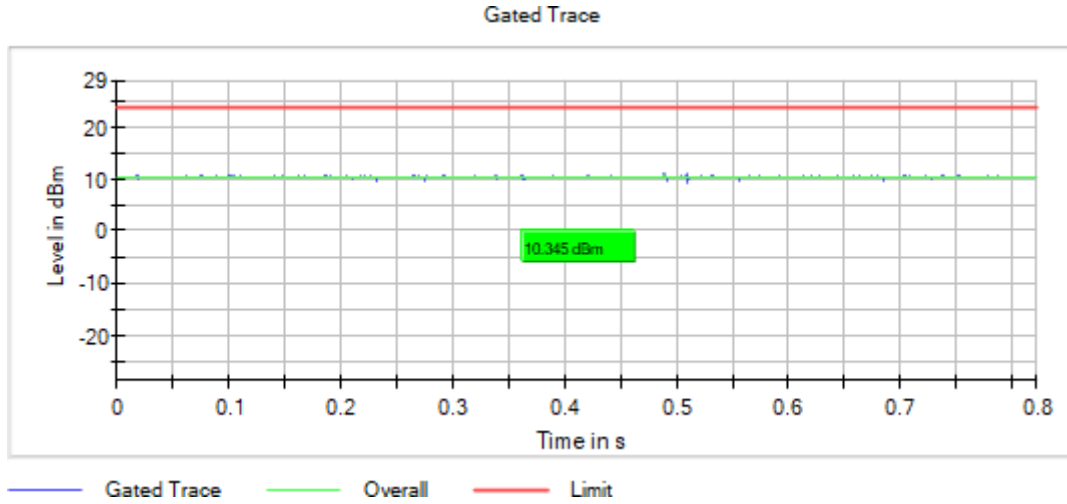
Frequency MHz = 5200.00000, Modulation = 802.11ax HE20 SS1 (OFDMA MCS8), Mode = MIMO , Number of Transmission Chains = 2

Images:



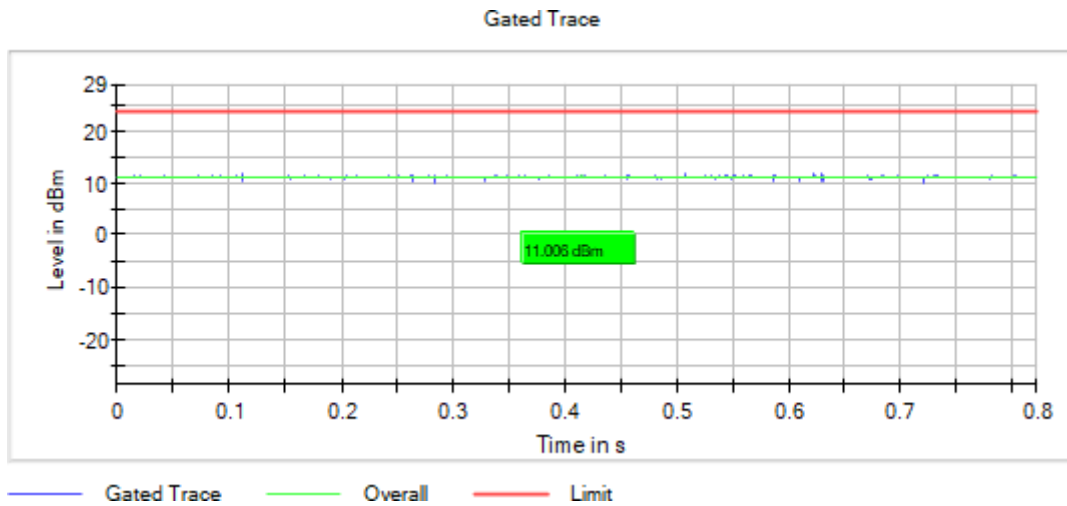
Frequency MHz = 5240.00000, Modulation = 802.11ax HE20 SS1 (OFDMA MCS8), Mode = MIMO , Number of Transmission Chains = 2

Images:



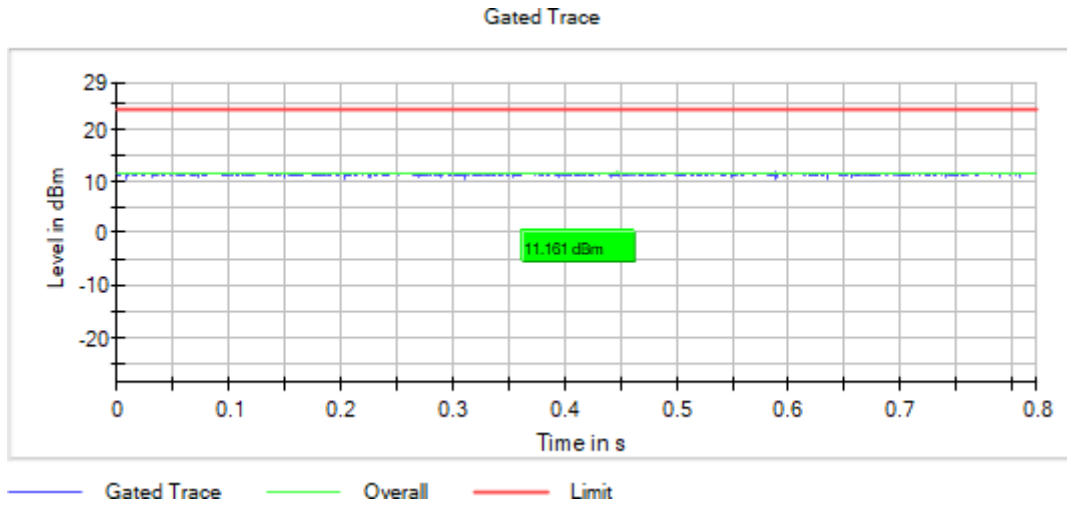
Frequency MHz = 5260.00000, Modulation = 802.11ax HE20 SS1 (OFDMA MCS8), Mode = MIMO , Number of Transmission Chains = 2

Images:



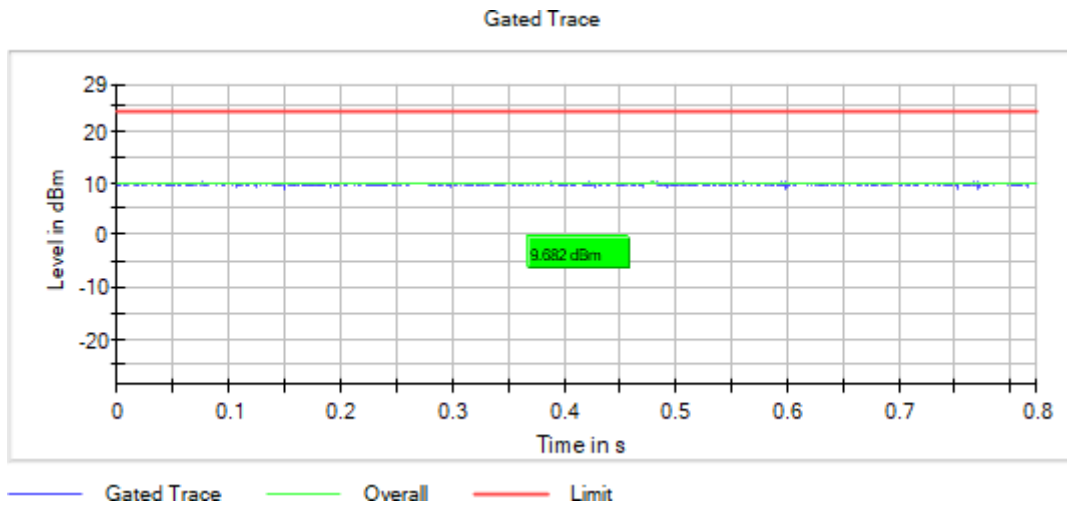
Frequency MHz = 5280.00000, Modulation = 802.11ax HE20 SS1 (OFDMA MCS8), Mode = MIMO , Number of Transmission Chains = 2

Images:



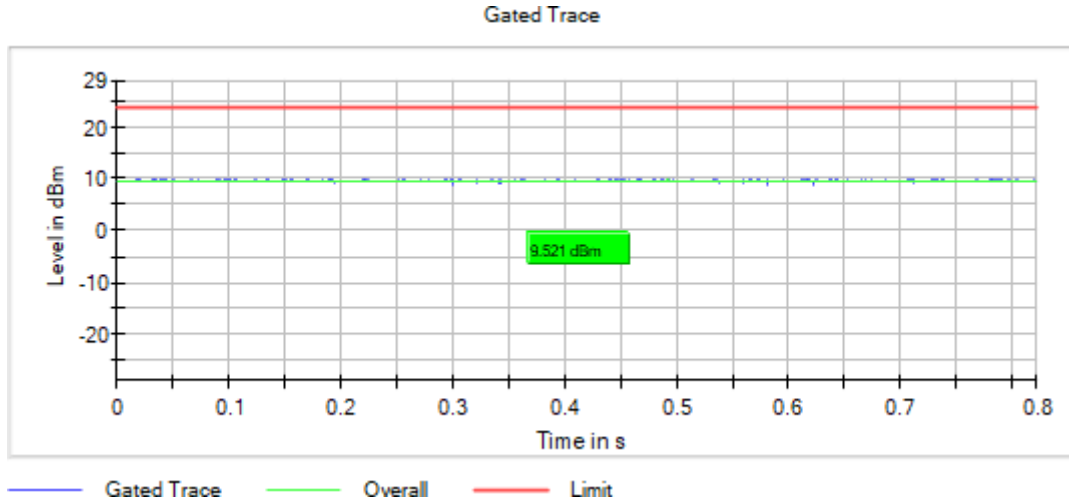
Frequency MHz = 5320.00000, Modulation = 802.11ax HE20 SS1 (OFDMA MCS8), Mode = MIMO , Number of Transmission Chains = 2

Images:



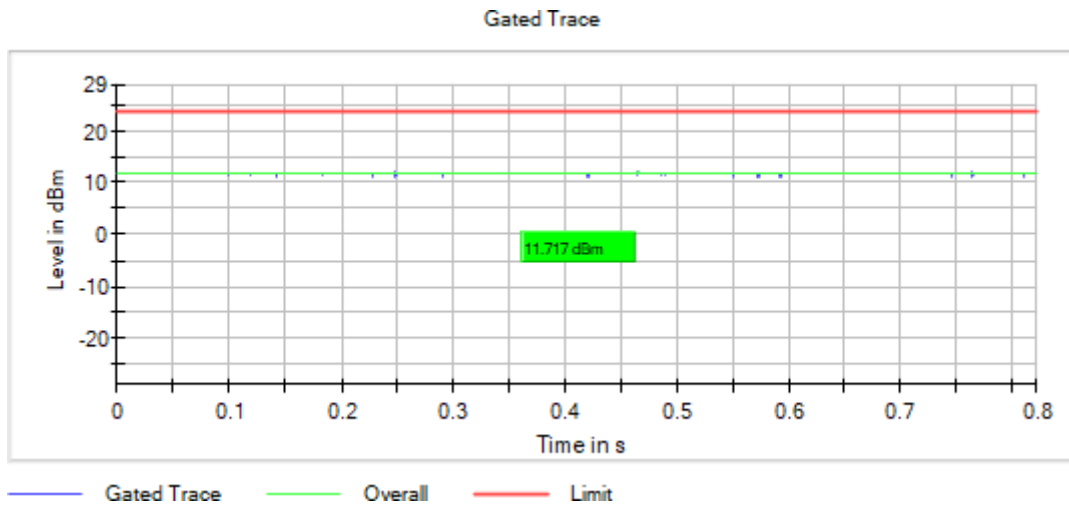
Frequency MHz = 5500.00000, Modulation = 802.11ax HE20 SS1 (OFDMA MCS8), Mode = MIMO , Number of Transmission Chains = 2

Images:



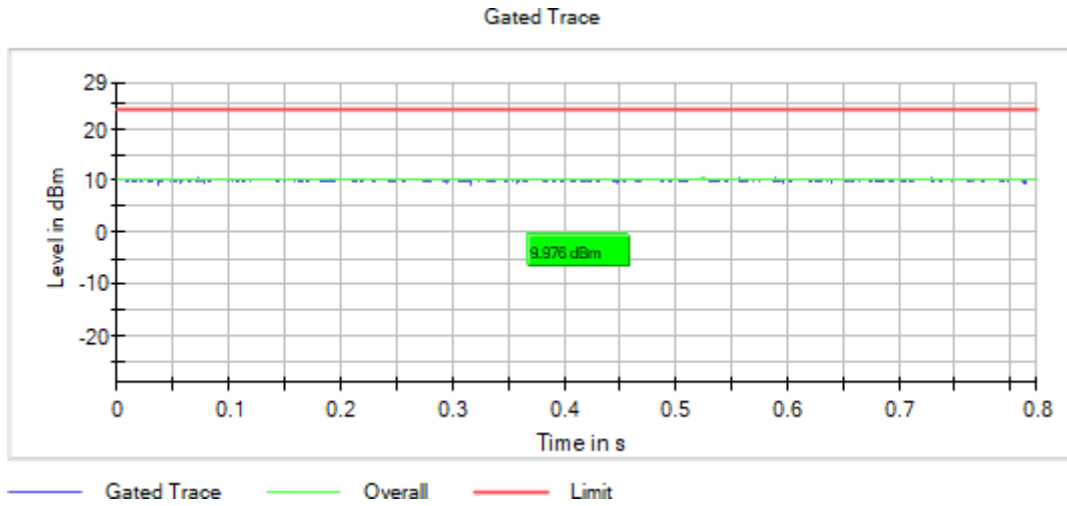
Frequency MHz = 5580.00000, Modulation = 802.11ax HE20 SS1 (OFDMA MCS8), Mode = MIMO , Number of Transmission Chains = 2

Images:



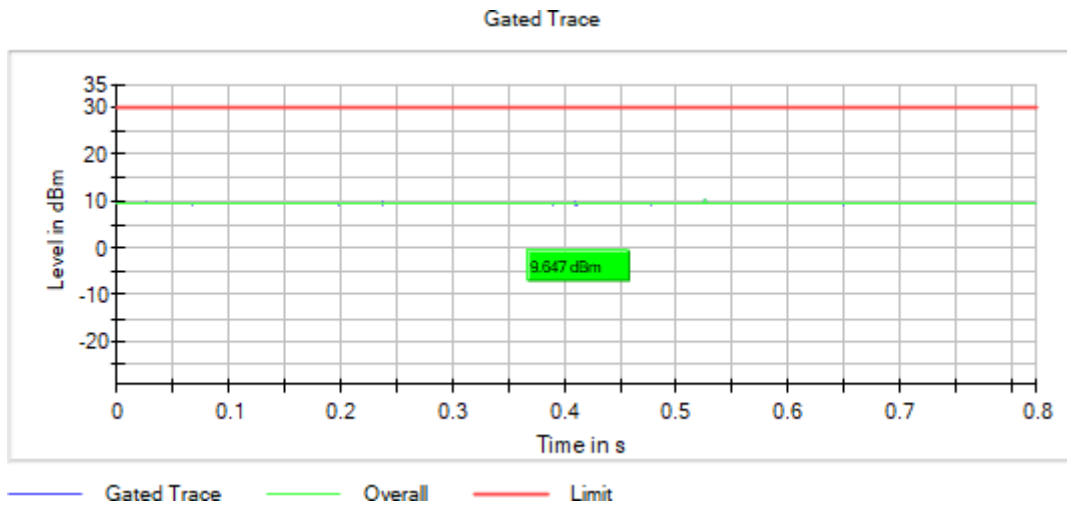
Frequency MHz = 5700.00000, Modulation = 802.11ax HE20 SS1 (OFDMA MCS8), Mode = MIMO , Number of Transmission Chains = 2

Images:



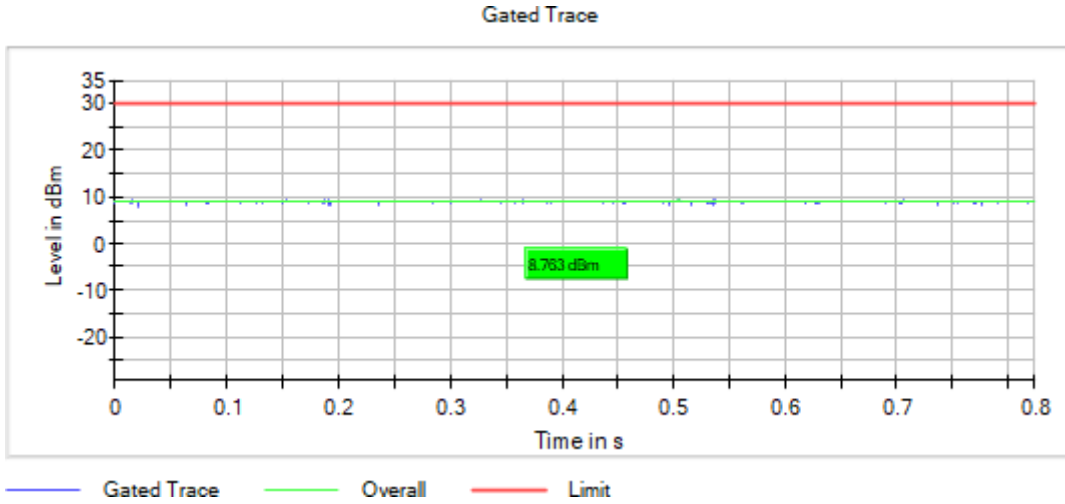
Frequency MHz = 5745.00000, Modulation = 802.11ax HE20 SS1 (OFDMA MCS8), Mode = MIMO , Number of Transmission Chains = 2

Images:



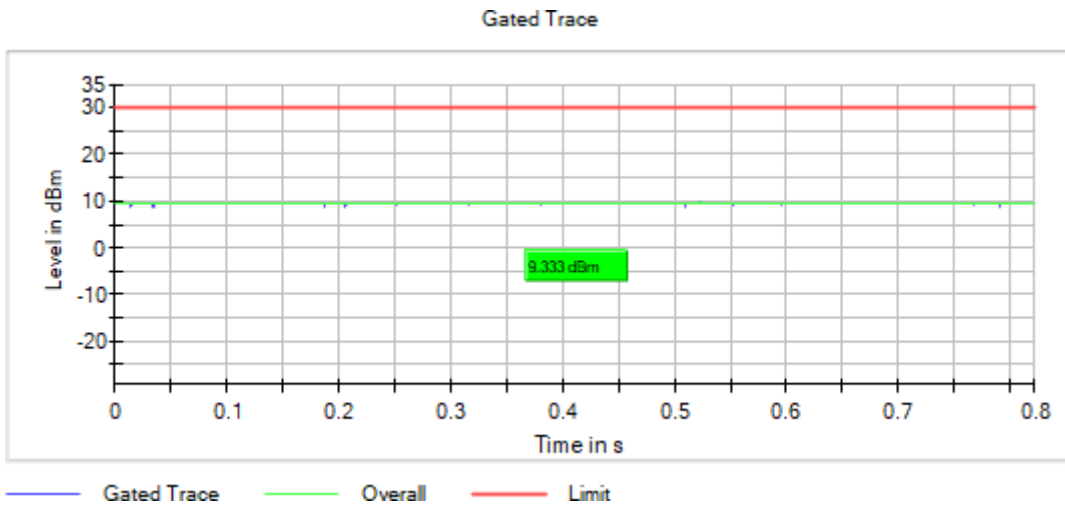
Frequency MHz = 5785.00000, Modulation = 802.11ax HE20 SS1 (OFDMA MCS8), Mode = MIMO , Number of Transmission Chains = 2

Images:



Frequency MHz = 5825.00000, Modulation = 802.11ax HE20 SS1 (OFDMA MCS8), Mode = MIMO , Number of Transmission Chains = 2

Images:



Modulation: 802.11ax HE20 SS2 (OFDMA MCS8) – Partial RU

Antenna Gain: -2.8

Results

Freq (MHz)	Avg Power (dBm)	Max EIRP (dBm)
5180.00000	9.9	7.1
5240.00000	10.6	7.8
5260.00000	10.6	7.8
5320.00000	10.4	7.6
5500.00000	9.3	6.5
5700.00000	10.6	7.8
5745.00000	9.3	6.5
5825.00000	10.0	7.2

Verdict

Pass

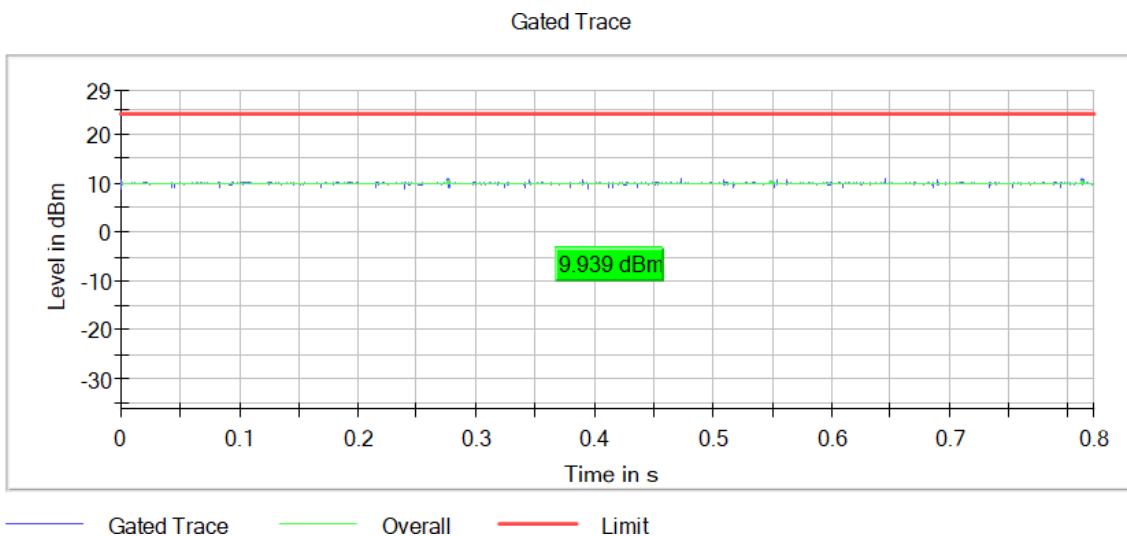
Attachments

Frequency MHz = 5180.00000 Modulation = 802.11ax HE20 SS2 (OFDMA MCS8)

TPC = No MIMO Mode = MIMO CCD Mode 2x2

Number of Transmission Chains = 2

Images:

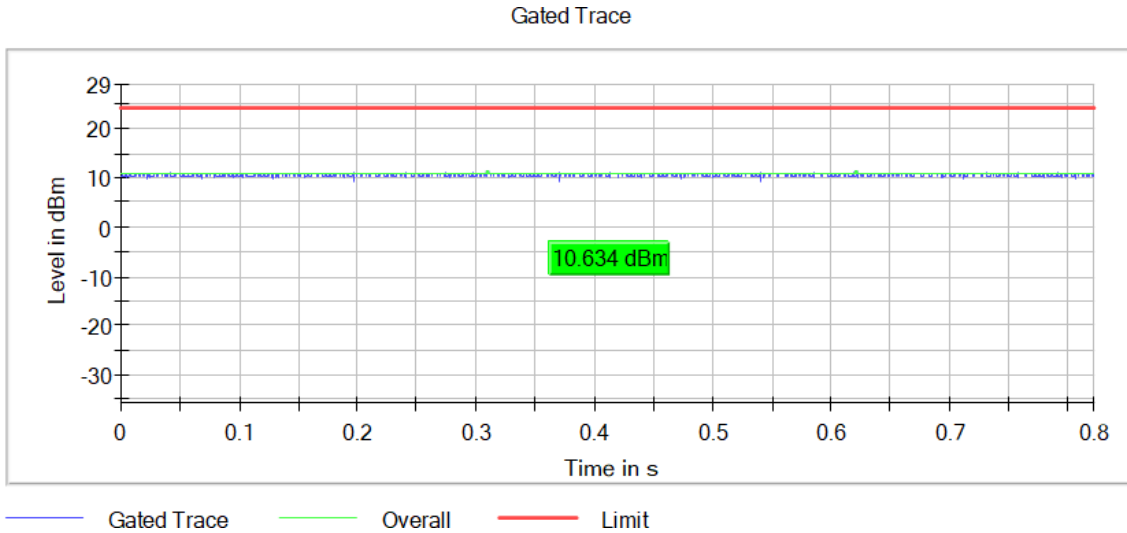


Frequency MHz = 5240.00000 Modulation = 802.11ax HE20 SS2 (OFDMA MCS8)

TPC = No MIMO Mode = MIMO CCD Mode 2x2

Number of Transmission Chains = 2

Images:



Frequency MHz = 5260.00000 Modulation = 802.11ax HE20 SS2 (OFDMA MCS8)

TPC = No MIMO Mode = MIMO CCD Mode 2x2

Number of Transmission Chains = 2

Images:

