
OET Bulletin 65 (MPE)

Test Report

Report No.: AGC20M120301-1F7

FCC ID : T54ADSA11B
PRODUCT DESIGNATION : 2.4GHz digital wireless camera
BRAND NAME : N/A
TEST MODEL : ADSA11B, ADW280
CLIENT : AnJieLun Electronic Technology Limited
DATE OF ISSUE : Apr. 11, 2012
STANDARD(S) : OET Bulletin 65
REPORT VERSION : V1.2

Attestation of Global Compliance Co., Ltd.

1. CAUTION: This report shall not be reproduced except in full without the written permission of the test laboratory and shall not be quoted out of context.

TABALE OF CONTENTS

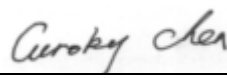
TABALE OF CONTENTS	1
1. TEST RESULT CERTIFICATION.....	2
2. TECHNICAL INFORMATION.....	3
2.1 EUT DESCRIPTION.....	3
3. RF EXPOSURE MEASUREMENT	4
3.1 INTRODUCTION.....	4
3.2 FCC LIMITS FOR MAXIMUM PERMISSIBLE EXPOSURE(MPE)	5
4. CLASSIFICATION OF THE ASSESSMENT METHODS	6

1. TEST RESULT CERTIFICATION


Applicant Name:	AnJieLun Electronic Technology Limited
Address:	2F, 12st, LONGBI INDUSTRIAL PARK, BANTIAN VILLAGE, BUJI TOWN, SHENZHEN, GUANG DONG PROVIDENCE, CHINA
Manufacturer Name:	AnJieLun Electronic Technology Limited
Address:	2F, 12st, LONGBI INDUSTRIAL PARK, BANTIAN VILLAGE, BUJI TOWN, SHENZHEN, GUANG DONG PROVIDENCE, CHINA
Product Designation	2.4GHz digital wireless camera
Brand Name	N/A
Test Model	DV70E
Serious Model	ADW280
Model Difference	All the same except for the model name.
Test Standard	OET Bulletin 65 (Edition 97-01) Supplement C (Edition 01-01)
File Number:	AGC20M120301-1F7
Date of Test:	Apr. 08, 2012 to Apr. 10, 2012

We (AGC), Attestation of Global Compliance Co., Ltd. for compliance with the requirements set forth in the FCC Standard OET Bulletin 65 (Edition 97-01) Supplement C (Edition 01-01) The results of testing in this report apply to the product/system which was tested only.


Tested By:


Curoky Chen Apr. 11, 2012

Reviewed By


Forrest Lei Apr. 11, 2012

Approved By


Solger Zhang Apr. 11, 2012

2. TECHNICAL INFORMATION

Note: the following data is based on the information by the applicant.

2.1 EUT Description

Operation Frequency	2408.95 MHz to 2474.23 MHz
Rated Output Power	15.43dBm(max)
Hardware Version	V1.0
Software Version	V1.0
Modulation	GFSK
Number of channels	24
Antenna Designation	Fixed
Antenna Gain	1.6dBi
Power Supply	DC 5V by adapter

Note:

1. For more details, please refer to the User's manual of the EUT.

3. RF EXPOSURE MEASUREMENT

3.1 INTRODUCTION

Human exposure to RF emissions from mobile devices (47 CFR §2.1091) may be evaluated based on the MPE limits adopted by the FCC for electric and magnetic field strength and/or power density, as appropriate, since exposures are assumed to occur at distances of 2.5 cm or more from persons.

The 1992 ANSI/IEEE standard (See Listed limit table) specifies a minimum separation distance of 1cm for performing reliable field measurements to determine adherence to MPE limits.

If the minimum separation distance between a transmitter and nearby persons is more than 2.5 cm under normal operating conditions, compliance with MPE limits may be determined at such distance from the transmitter. When applicable, operation instructions and prominent warning labels may be used to alert the exposed persons to maintain a specified distance from the transmitter or to limit their exposure durations and usage conditions to ensure compliance.

3.2 FCC LIMITS FOR MAXIMUM PERMISSIBLE EXPOSURE(MPE)**LIMITS FOR GENERAL POPULATION / UNCONTROLLED EXPOSURE**

Frequency Range (MHz)	E-field Strength (E) (V/m)	Magnetic Field Strength (H) (A/m)	Power Density (S) (mW/cm ²)	Averaging Time E ² , H ² or S (Minutes)
0.3 -- 1.34	614	1.63	(100)*	30
1.34 -- 30	824/f	2.19/f	(180/f ²)*	30
30 -- 300	27.5	0.073	0.2	30
300 -- 1500	--	--	f/1500	30
1500 -- 100,000	--	--	1.0	30

*Note:

1. f=Frequency in MHz * Plane-wave Equivalent Power Density
2. The averaging time for General Population/Uncontrolled exposure to fixed transmitters is not applicable for mobile and portable transmitters. See 47 CFR §§2.1091 and 2.1093 on source-based time-averaging requirements for mobile and portable transmitters.

4. CLASSIFICATION OF THE ASSESSMENT METHODS

According to user manual, The antenna of the product, under normal use condition is at least 0.25m away from the body of the user. Warning statement to the user for keeping at least 25cm separation distance and the prohibition of operating to a person has been printed on the user's manual. So, this product under normal use is located on electromagnetic far field between the human body.

$$S = PG / 4\pi R^2$$

Where:

S=power density

P=power input to antenna

G=power gain of the antenna in the direction of interest relative to an isotropic radiator **R**=distance to the center of radiation of the antenna

5. EUT OPERATION CONDITION

Make the EUT to transmit at lowest, middle and highest channel individually.

6. TEST RESULTS

802.11b Antenna Gain=1.6dBi(Numeric 1.445), Π =3.1416

Channel	Output Power	Output Power	Power Density	Power Density Limit	Result
	dBm	mW	mW/cm2	mW/cm2	Pass/Fail
CH 0	14.67	29.31	0.004	1	Pass
CH 12	14.98	31.48	0.005	1	Pass
CH 23	15.43	34.91	0.005	1	Pass

Note: The output power refer to **AGC20M120301-1F2** in section 5.4.