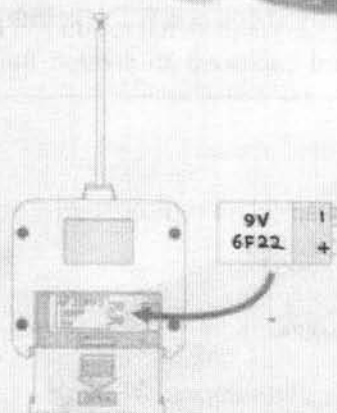
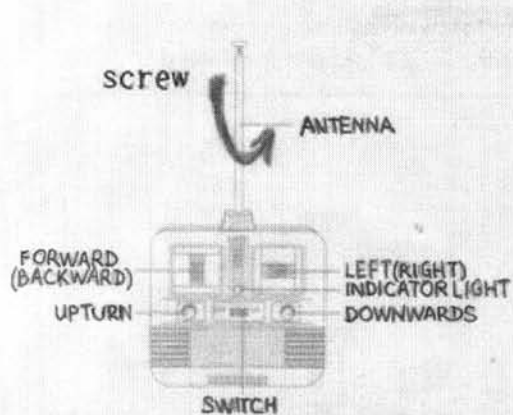



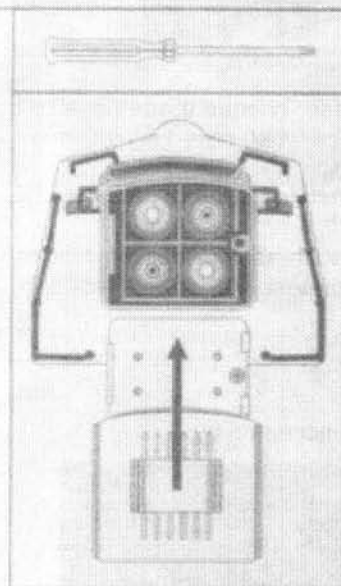
# DUMP TRUCK



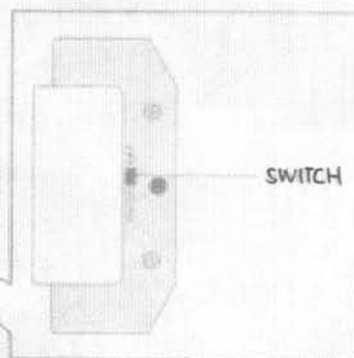

## INSTRUCTION




Open the cover put in the 9V battery, turn the switch to "ON"




Open the batteries cover with the screw driver, load 4 pieces "AA" batteries in the compartment. And take the switch to "ON".






Turn the lever forward and backward, to control the dump truck forward and backward.



Press the key to control the dumper up and down.



Turn the lever left and right let the truck swing

NOTE:

The manufacturer is not responsible for any radio or TV interference caused by unauthorized modifications to this equipment. Such modifications could void the User's authority to operate the equipment.