





EUT


PHOTOGRAPHS OF TEST SET UP



Radiated Emissions Below 1GHz Front




Radiated Emissions Below 1GHz Rear



Radiated Emissions Above 1GHz Front



Radiated Emissionsv Above 1GHz Rear



BW Measurement

For radiated measurements X, Y and Z orientations were verified. Official measurements were performed using X orientation (worst case).



X/Y/Z configuration