



## **EXHIBIT D - TEST SETUP PHOTOGRAPHS**

### **Supply by Adapter1**

#### **Conducted Emissions - Front View**




#### **Conducted Emissions - Side View**



**Radiated Emissions View (Below 30MHz)**



**Radiated Emissions View (Below 1 GHz)**





## Supply by Adapter2

### Conducted Emissions - Front View




### Conducted Emissions - Side View



**Radiated Emissions View (Below 30MHz)**




**Radiated Emissions View (Below 1 GHz)**





### Supply by Adapter3


#### Conducted Emissions - Front View




#### Conducted Emissions - Side View



**Radiated Emissions View (Below 30MHz)**



**Radiated Emissions View (Below 1 GHz)**





**Radiated Emissions View (1-18 GHz)**



**Radiated Emissions View (18-25GHz)**

