



11.2. Appendix B: Occupied Channel Bandwidth

11.2.1. Test Result

Test Mode	Antenna	Channel	OCB [MHz]	FL[MHz]	FH[MHz]	Verdict
11B-CDD	Ant1	2412	13.231	2405.397	2418.628	PASS
	Ant2	2412	13.244	2405.330	2418.574	PASS
	Ant1	2437	13.275	2430.395	2443.670	PASS
	Ant2	2437	13.306	2430.326	2443.632	PASS
	Ant1	2462	13.275	2455.354	2468.629	PASS
	Ant2	2462	13.374	2455.312	2468.686	PASS
11G-CDD	Ant1	2412	16.732	2403.648	2420.380	PASS
	Ant2	2412	16.584	2403.673	2420.257	PASS
	Ant1	2437	16.764	2428.639	2445.403	PASS
	Ant2	2437	16.578	2428.731	2445.309	PASS
	Ant1	2462	16.687	2453.644	2470.331	PASS
	Ant2	2462	16.608	2453.707	2470.315	PASS
11N20MIMO	Ant1	2412	17.805	2403.078	2420.883	PASS
	Ant2	2412	17.753	2403.082	2420.835	PASS
	Ant1	2437	17.800	2428.133	2445.933	PASS
	Ant2	2437	17.719	2428.141	2445.860	PASS
	Ant1	2462	17.785	2453.118	2470.903	PASS
	Ant2	2462	17.754	2453.129	2470.883	PASS
11N40MIMO	Ant1	2422	36.635	2403.778	2440.413	PASS
	Ant2	2422	36.461	2403.759	2440.220	PASS
	Ant1	2437	36.348	2419.044	2455.392	PASS
	Ant2	2437	36.315	2418.922	2455.237	PASS
	Ant1	2452	36.434	2433.928	2470.362	PASS
	Ant2	2452	36.405	2433.921	2470.326	PASS

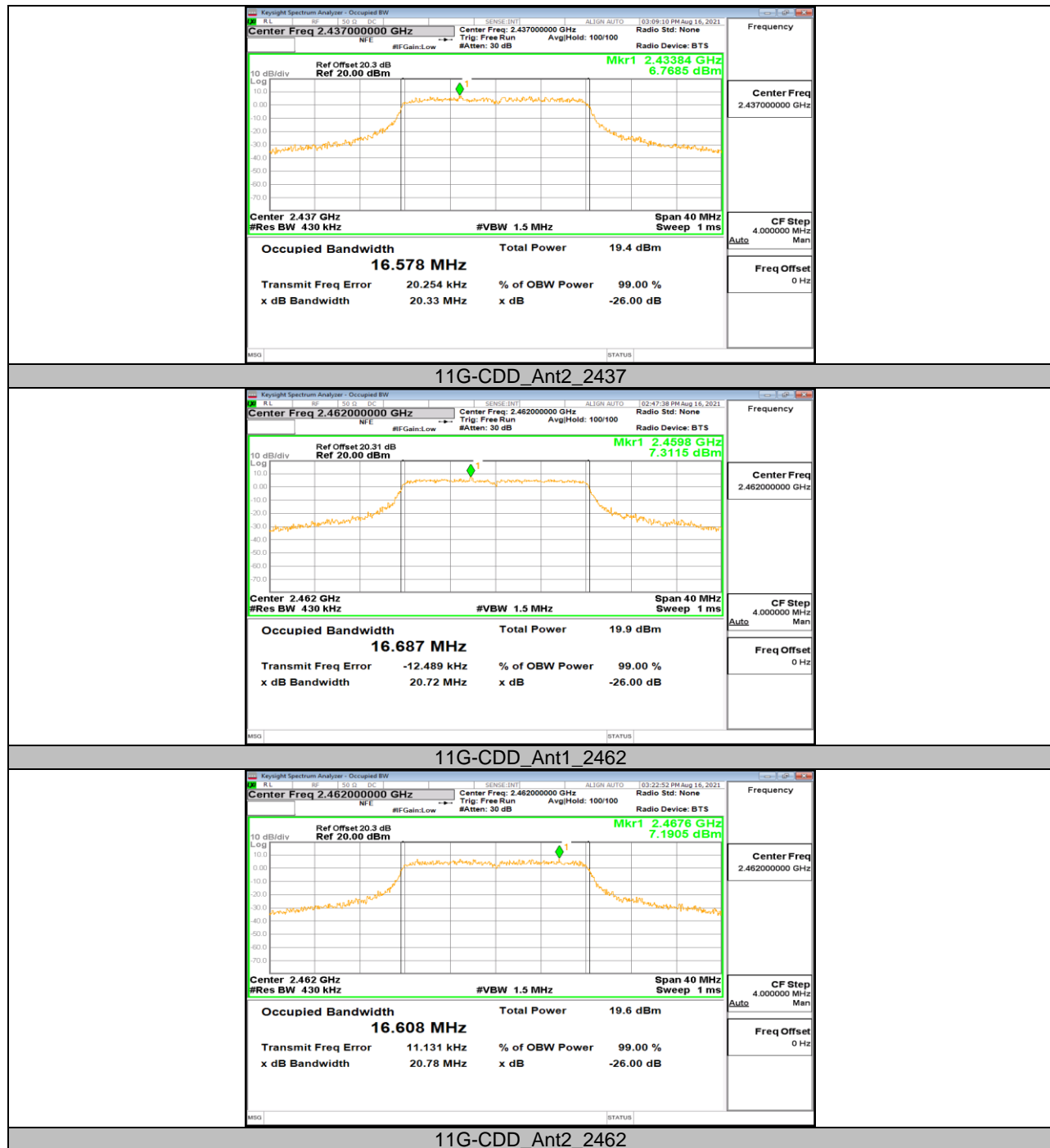


11.2.2. Test Graphs



















11.3. Appendix C: Maximum Average Conducted Output Power

11.3.1. Test Result

Test Mode	Antenna	Channel	Result[dBm]	Limit[dBm]	Verdict
11B MIMO	Ant1	2412	11.52	<=30	PASS
	Ant2	2412	10.57	<=30	PASS
	total	2412	14.08	<=30	PASS
	Ant1	2437	11.06	<=30	PASS
	Ant2	2437	9.52	<=30	PASS
	total	2437	13.37	<=30	PASS
	Ant1	2462	11.15	<=30	PASS
	Ant2	2462	9.67	<=30	PASS
	total	2462	13.48	<=30	PASS
11G MIMO	Ant1	2412	14.46	<=30	PASS
	Ant2	2412	12.89	<=30	PASS
	total	2412	16.76	<=30	PASS
	Ant1	2437	14.40	<=30	PASS
	Ant2	2437	12.88	<=30	PASS
	total	2437	16.72	<=30	PASS
	Ant1	2462	13.85	<=30	PASS
	Ant2	2462	12.96	<=30	PASS
	total	2462	16.44	<=30	PASS
11N20 MIMO	Ant1	2412	14.06	<=30	PASS
	Ant2	2412	12.45	<=30	PASS
	total	2412	16.34	<=30	PASS
	Ant1	2437	14.25	<=30	PASS
	Ant2	2437	12.39	<=30	PASS
	total	2437	16.43	<=30	PASS
	Ant1	2462	13.21	<=30	PASS
	Ant2	2462	12.60	<=30	PASS
	total	2462	15.93	<=30	PASS
11N40 MIMO	Ant1	2422	12.86	<=30	PASS
	Ant2	2422	12.04	<=30	PASS
	total	2422	15.48	<=30	PASS
	Ant1	2437	12.90	<=30	PASS
	Ant2	2437	11.63	<=30	PASS
	total	2437	15.32	<=30	PASS
	Ant1	2452	12.87	<=30	PASS
	Ant2	2452	12.18	<=30	PASS
	total	2452	15.55	<=30	PASS

Note: 1. Conducted Power=Meas. Level+ Correction Factor

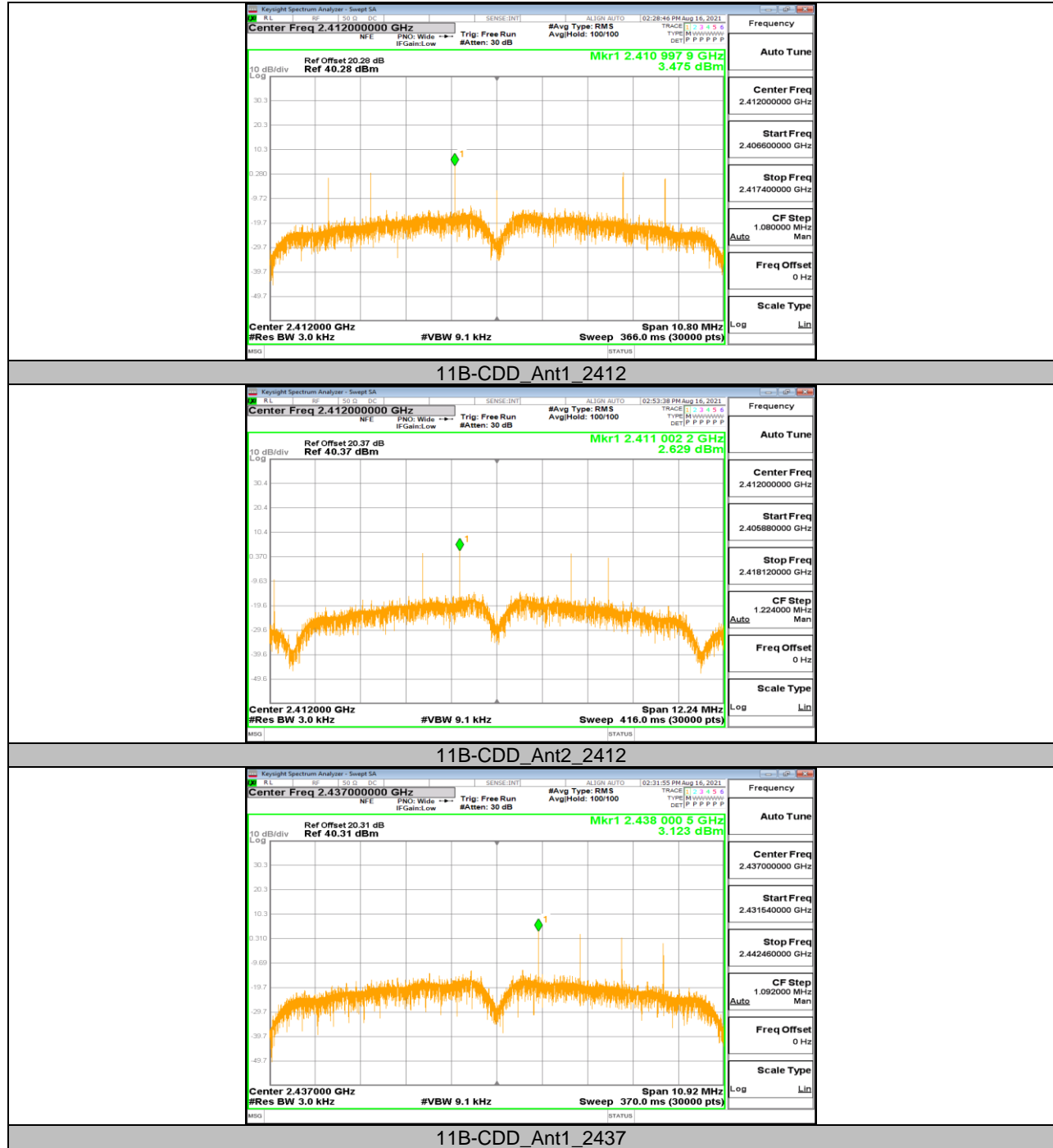
2. The Duty Cycle Factor (refer to section 7.1) had already compensated to the test data.

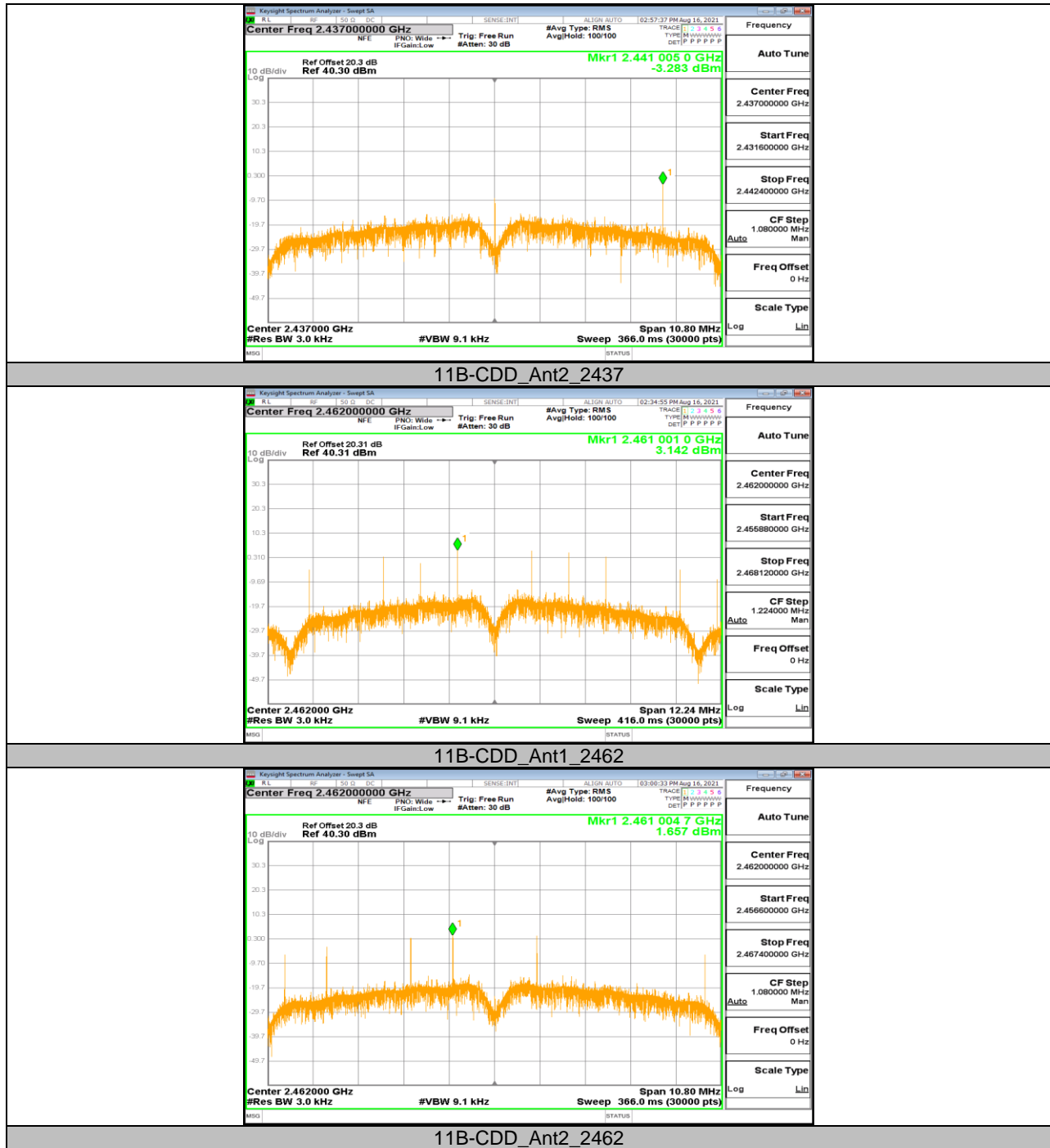
**11.4. Appendix D: Maximum Power Spectral Density****11.4.1. Test Result**

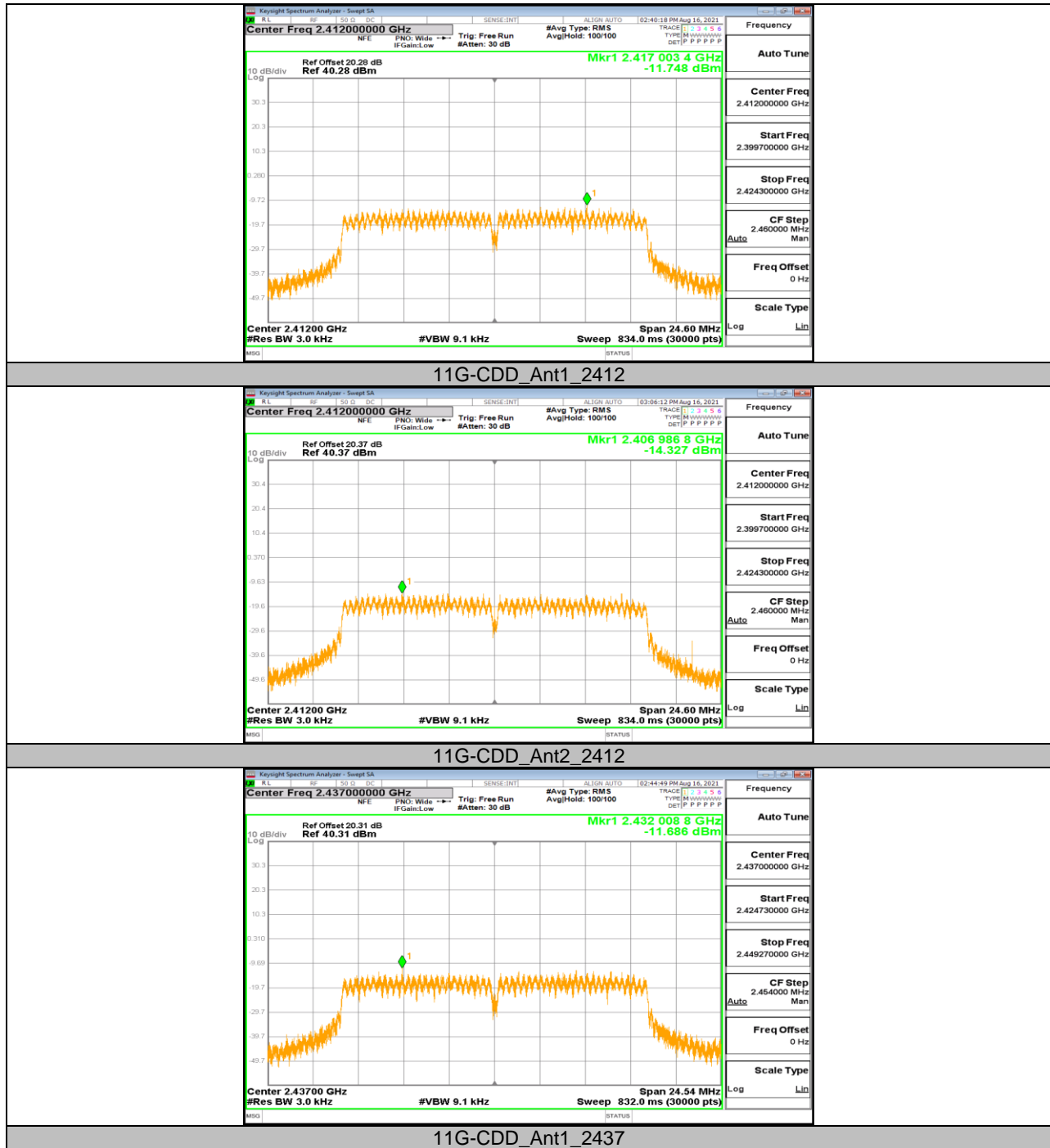
Test Mode	Antenna	Channel	Result[dBm/3kHz]	Limit[dBm/3kHz]	Verdict
11B-CDD	Ant1	2412	3.48	<=8	PASS
	Ant2	2412	2.63	<=8	PASS
	total	2412	6.09	<=8	PASS
	Ant1	2437	3.12	<=8	PASS
	Ant2	2437	-3.28	<=8	PASS
	total	2437	4.02	<=8	PASS
	Ant1	2462	3.14	<=8	PASS
	Ant2	2462	1.66	<=8	PASS
11G-CDD	total	2462	5.47	<=8	PASS
	Ant1	2412	-11.75	<=8	PASS
	Ant2	2412	-14.33	<=8	PASS
	total	2412	-9.84	<=8	PASS
	Ant1	2437	-11.69	<=8	PASS
	Ant2	2437	-13.91	<=8	PASS
	total	2437	-9.65	<=8	PASS
	Ant1	2462	-12.19	<=8	PASS
11N20MIMO	Ant2	2462	-14.28	<=8	PASS
	total	2462	-10.10	<=8	PASS
	Ant1	2412	-12.26	<=8	PASS
	Ant2	2412	-13.19	<=8	PASS
	total	2412	-9.69	<=8	PASS
	Ant1	2437	-12.64	<=8	PASS
	Ant2	2437	-14.19	<=8	PASS
	total	2437	-10.34	<=8	PASS
11N40MIMO	Ant1	2462	-12.71	<=8	PASS
	Ant2	2462	-13.29	<=8	PASS
	total	2462	-9.98	<=8	PASS
	Ant1	2422	-15.41	<=8	PASS
	Ant2	2422	-17.36	<=8	PASS
	total	2422	-13.27	<=8	PASS
	Ant1	2437	-15.8	<=8	PASS
	Ant2	2437	-17.46	<=8	PASS
11N40MIMO	total	2437	-13.54	<=8	PASS
	Ant1	2452	-16.07	<=8	PASS
	Ant2	2452	-16.55	<=8	PASS
	total	2452	-13.29	<=8	PASS

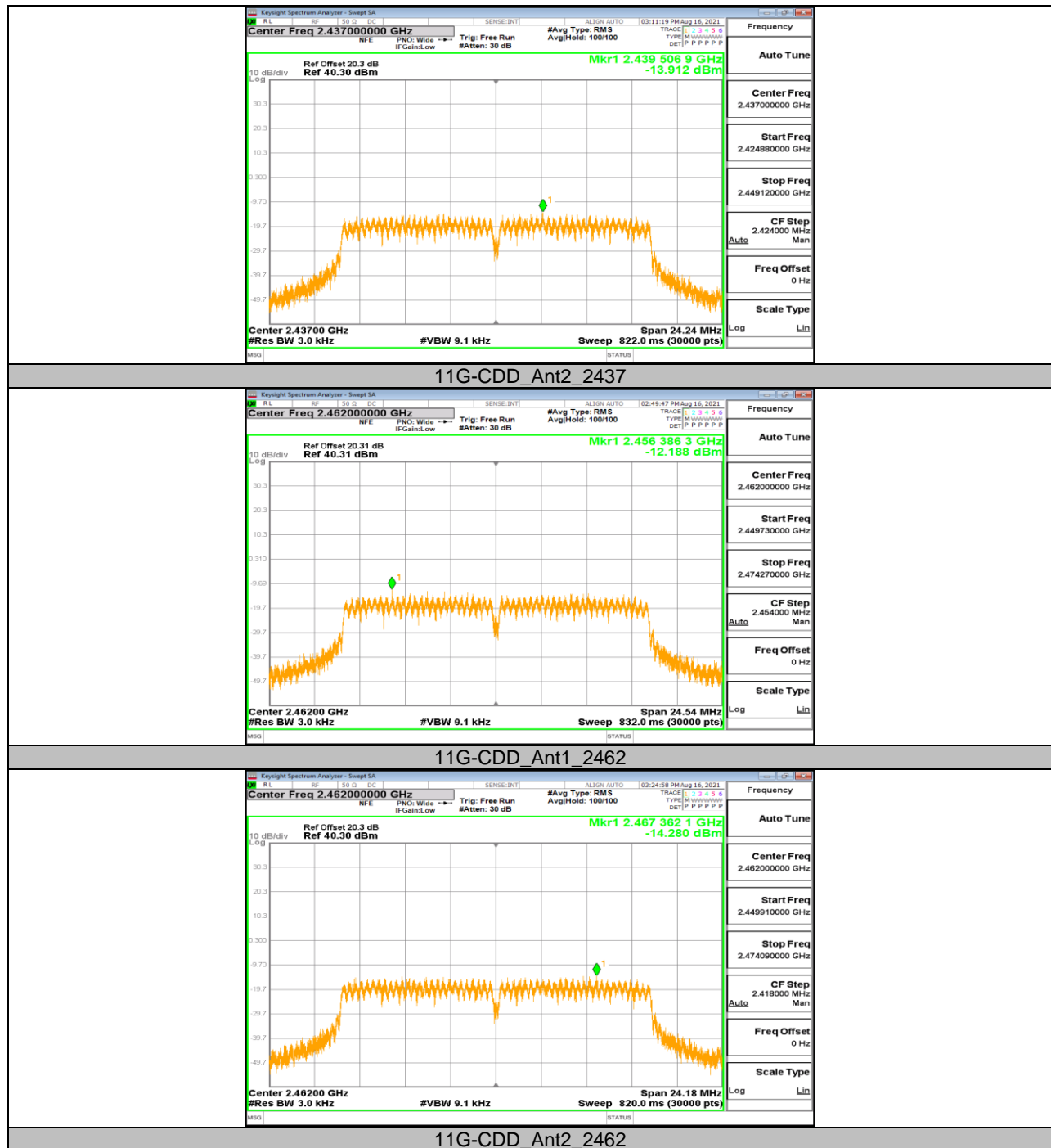


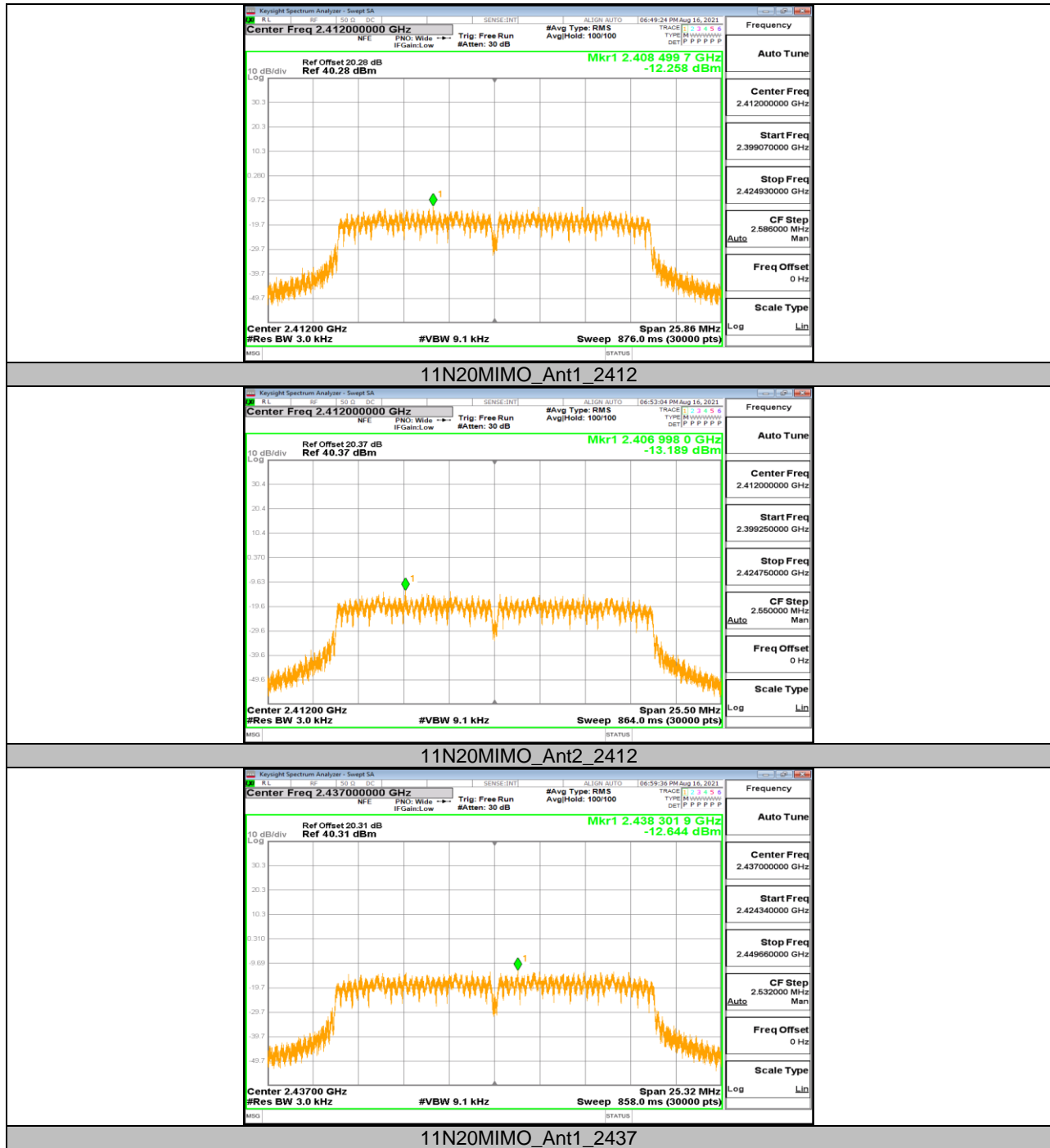
11.4.2. Test Graphs

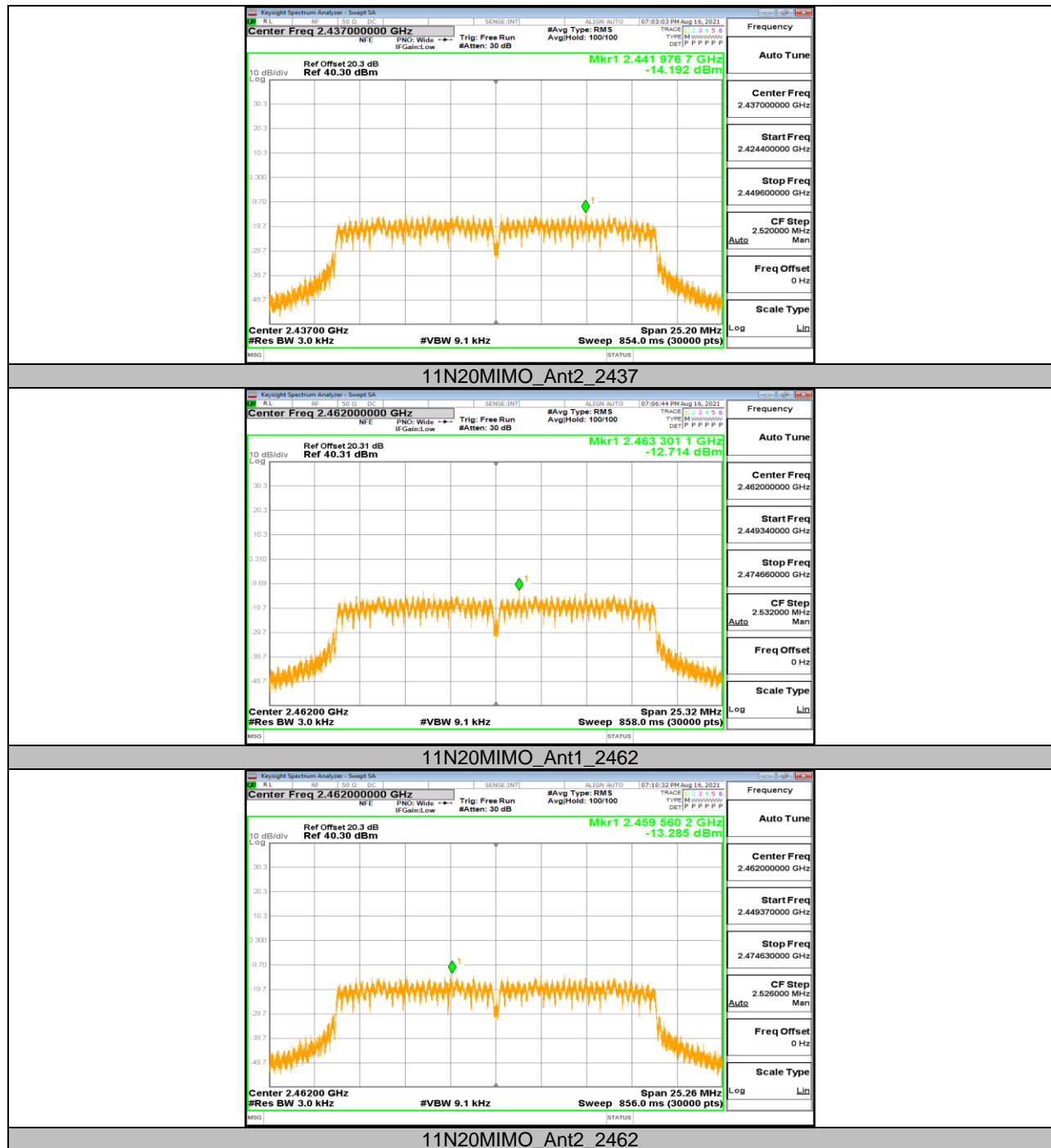


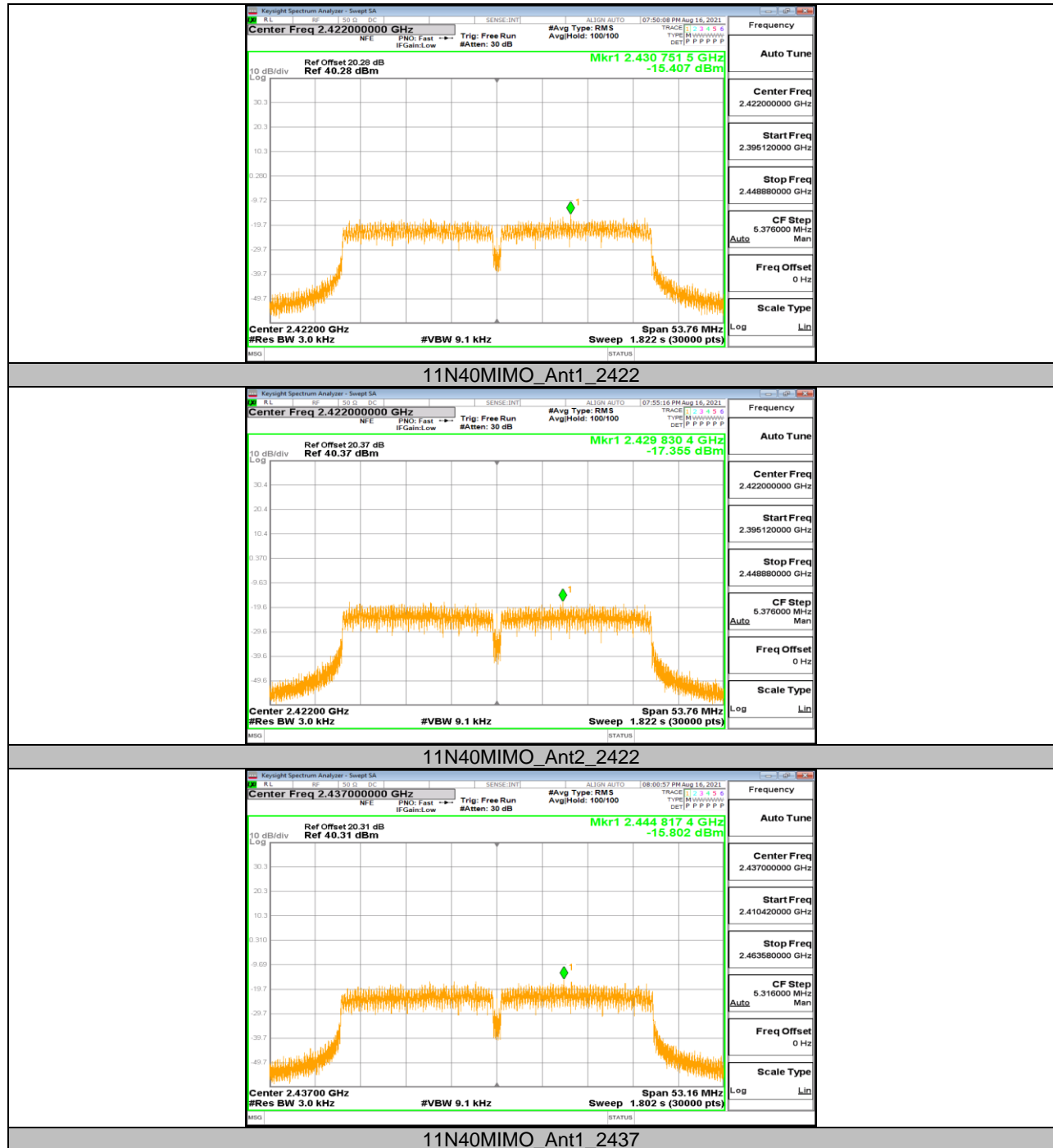


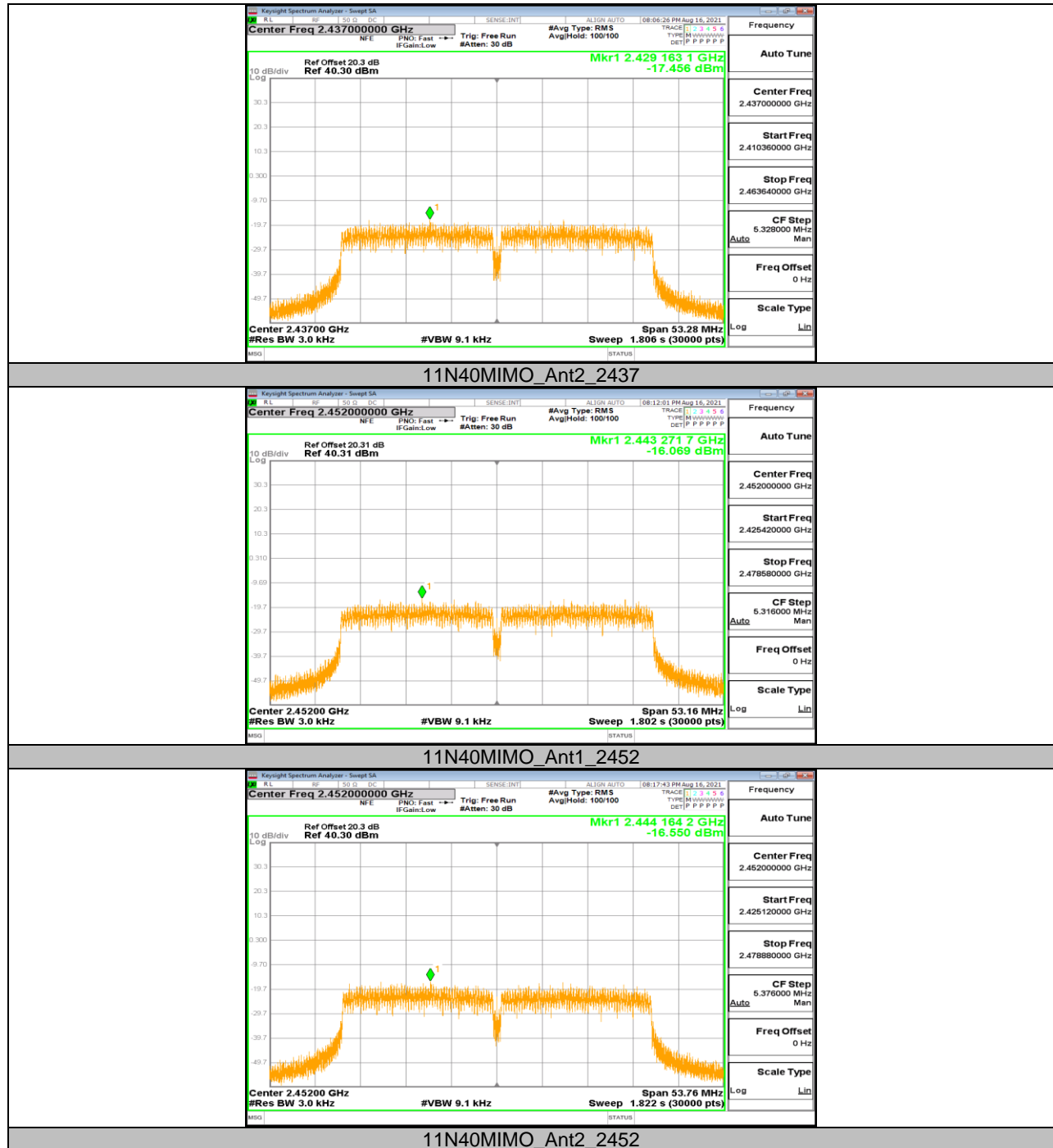














11.5. Appendix E: Band Edge Measurements

11.5.1. Test Result

Test Mode	Antenna	Ch Name	Channel	Ref Level[dBm]	Result[dBm]	Limit[dBm]	Verdict
11B-CDD	Ant1	Low	2412	3.60	-40.07	<=-26.4	PASS
	Ant2	Low	2412	2.61	-39.96	<=-27.39	PASS
	Ant1	High	2462	3.17	-40.31	<=-26.83	PASS
	Ant2	High	2462	1.69	-39.74	<=-28.31	PASS
11G-CDD	Ant1	Low	2412	3.93	-26.73	<=-26.07	PASS
	Ant2	Low	2412	2.25	-30.3	<=-27.75	PASS
	Ant1	High	2462	2.32	-37.77	<=-27.68	PASS
	Ant2	High	2462	2.56	-40.03	<=-27.44	PASS
11N20MIMO	Ant1	Low	2412	3.34	-26.69	<=-26.66	PASS
	Ant2	Low	2412	1.35	-31.01	<=-28.65	PASS
	Ant1	High	2462	2.49	-37.15	<=-27.51	PASS
	Ant2	High	2462	1.67	-38.59	<=-28.33	PASS
11N40MIMO	Ant1	Low	2422	-1.31	-32	<=-31.31	PASS
	Ant2	Low	2422	-2.29	-33.21	<=-32.29	PASS
	Ant1	High	2452	-1.49	-32.94	<=-31.49	PASS
	Ant2	High	2452	-1.69	-33.63	<=-31.69	PASS



11.5.2. Test Graphs

