Appendix F: Transmitter Radiated Spurious Emissions

The low frequency, which started from 9 kHz to 30MHz, was pre-scanned and the result which was 20dB lower than the limit line per 15.31(o) was not reported.
Above 1GHz, The emission level with margin less than 20db is recorded.
According to C63.10, if the peak (or quasi-peak) measured value complies with the average limit, it is unnecessary to perform an average measurement, so AV emission value did not show in below table if the peak value complies with average limit.

30MHz-1GHz

Mode:	ant1 11a 5180	Voltage:	120V/60Hz

Test Graph

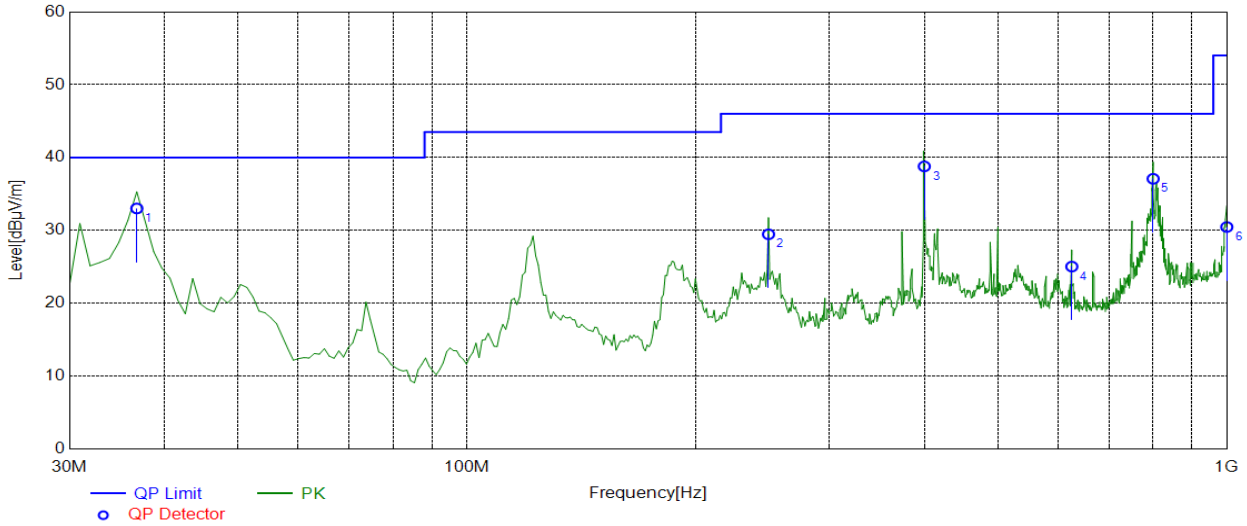

Final Data List								
NO.	Freq. [MHz]	Factor [dB/m]	QP Value [dBµV/m]	QP Limit [dBµV/m]	QP Margin [dB]	Height [cm]	Angle [°]	Polarity
1	36.7968	-16.35	33.02	40.00	6.98	100	74	Vertical
2	249.439	-17.33	29.47	46.00	16.53	100	112	Vertical
3	399.939	-13.56	38.79	46.00	7.21	100	0	Vertical
4	625.205	-9.13	25.04	46.00	20.96	100	327	Vertical
5	799.980	-6.46	37.09	46.00	8.91	100	226	Vertical
6	1000.00	-4.55	30.47	54.00	23.53	100	332	Vertical

Mode:	ant1 11a 5180	Voltage:	120V/60Hz

Test Graph

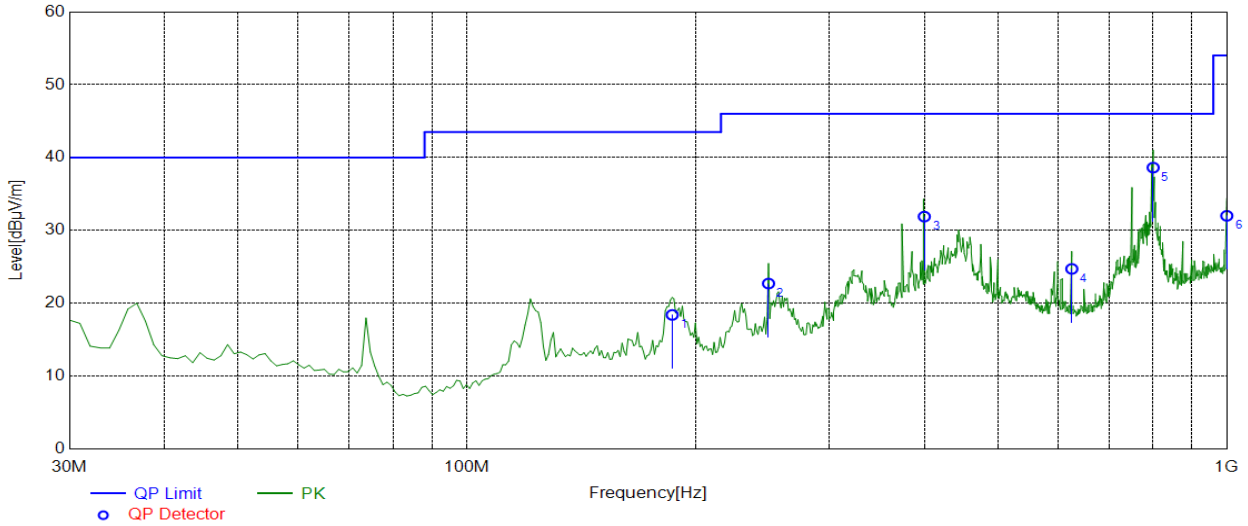

Final Data List								
NO.	Freq. [MHz]	Factor [dB/m]	QP Value [dBµV/m]	QP Limit [dBµV/m]	QP Margin [dB]	Height [cm]	Angle [°]	Polarity
1	186.326	-17.86	18.41	43.50	25.09	100	89	Horizontal
2	249.439	-17.33	22.71	46.00	23.29	100	61	Horizontal
3	399.939	-13.56	31.90	46.00	14.10	100	187	Horizontal
4	625.205	-9.13	24.72	46.00	21.28	100	144	Horizontal
5	799.980	-6.46	38.62	46.00	7.38	100	229	Horizontal
6	1000.00	-4.55	32.01	54.00	21.99	100	271	Horizontal

Mode:	ant1 11a 5200	Voltage:	120V/60Hz

Test Graph

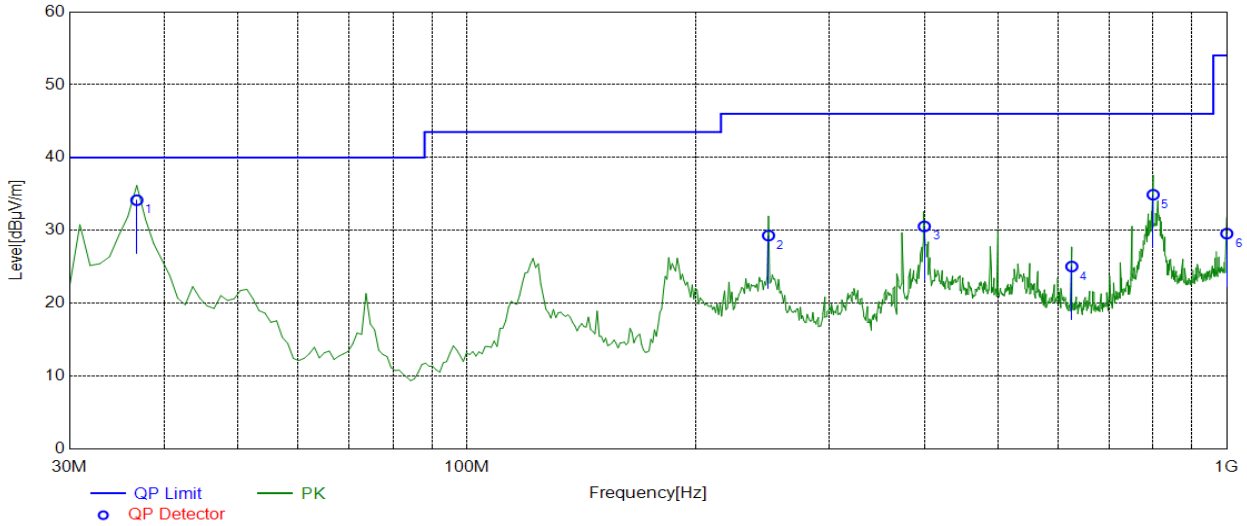

Final Data List								
NO.	Freq. [MHz]	Factor [dB/m]	QP Value [dBµV/m]	QP Limit [dBµV/m]	QP Margin [dB]	Height [cm]	Angle [°]	Polarity
1	36.7968	-16.35	34.15	40.00	5.85	100	69	Vertical
2	249.439	-17.33	29.30	46.00	16.70	100	105	Vertical
3	399.939	-13.56	30.56	46.00	15.44	100	332	Vertical
4	625.205	-9.13	25.05	46.00	20.95	100	327	Vertical
5	799.980	-6.46	34.90	46.00	11.10	100	8	Vertical
6	1000.00	-4.55	29.56	54.00	24.44	100	27	Vertical

Mode:	ant1 11a 5200	Voltage:	120V/60Hz

Test Graph

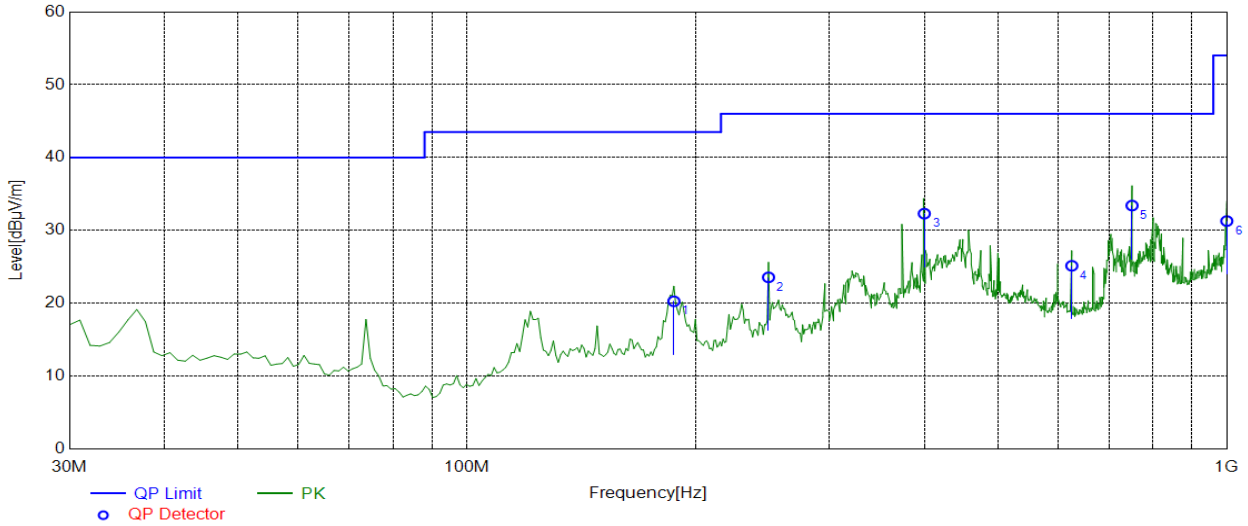

Final Data List								
NO.	Freq. [MHz]	Factor [dB/m]	QP Value [dBµV/m]	QP Limit [dBµV/m]	QP Margin [dB]	Height [cm]	Angle [°]	Polarity
1	187.297	-17.94	20.28	43.50	23.22	100	297	Horizontal
2	249.439	-17.33	23.56	46.00	22.44	100	52	Horizontal
3	399.939	-13.56	32.31	46.00	13.69	100	163	Horizontal
4	625.205	-9.13	25.15	46.00	20.85	100	130	Horizontal
5	750.460	-7.42	33.42	46.00	12.58	100	28	Horizontal
6	1000.00	-4.55	31.29	54.00	22.71	100	264	Horizontal

Mode:	ant1 11a 5240	Voltage:	120V/60Hz

Test Graph

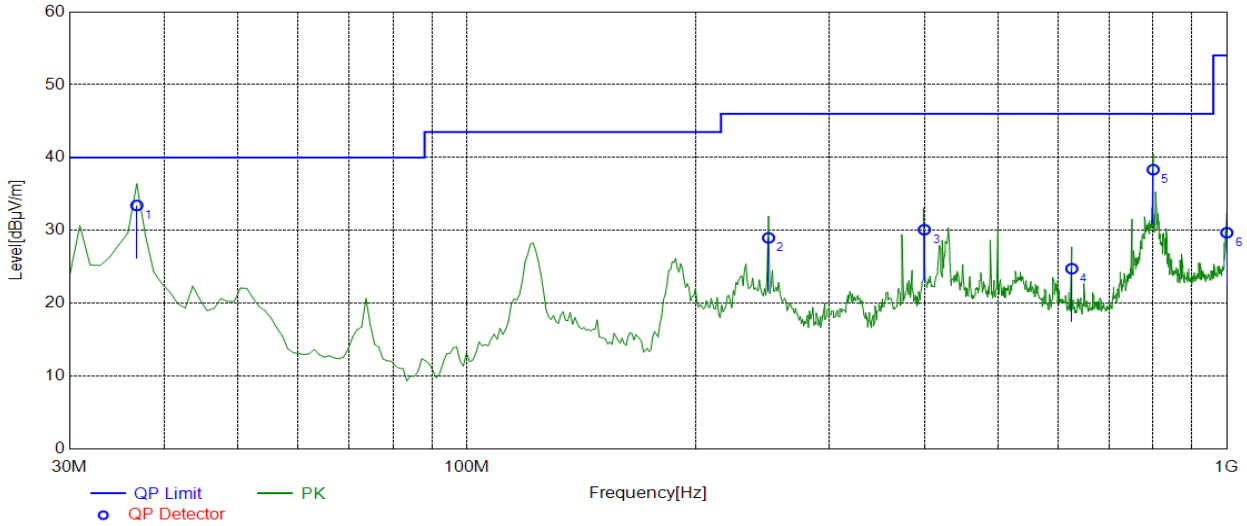

Final Data List								
NO.	Freq. [MHz]	Factor [dB/m]	QP Value [dBµV/m]	QP Limit [dBµV/m]	QP Margin [dB]	Height [cm]	Angle [°]	Polarity
1	36.7968	-16.35	33.43	40.00	6.57	100	63	Vertical
2	249.439	-17.33	28.98	46.00	17.02	100	96	Vertical
3	399.939	-13.56	30.10	46.00	15.90	100	332	Vertical
4	625.205	-9.13	24.75	46.00	21.25	100	317	Vertical
5	799.980	-6.46	38.34	46.00	7.66	100	332	Vertical
6	1000.00	-4.55	29.69	54.00	24.31	100	34	Vertical

Mode:	ant1 11a 5240	Voltage:	120V/60Hz

Test Graph

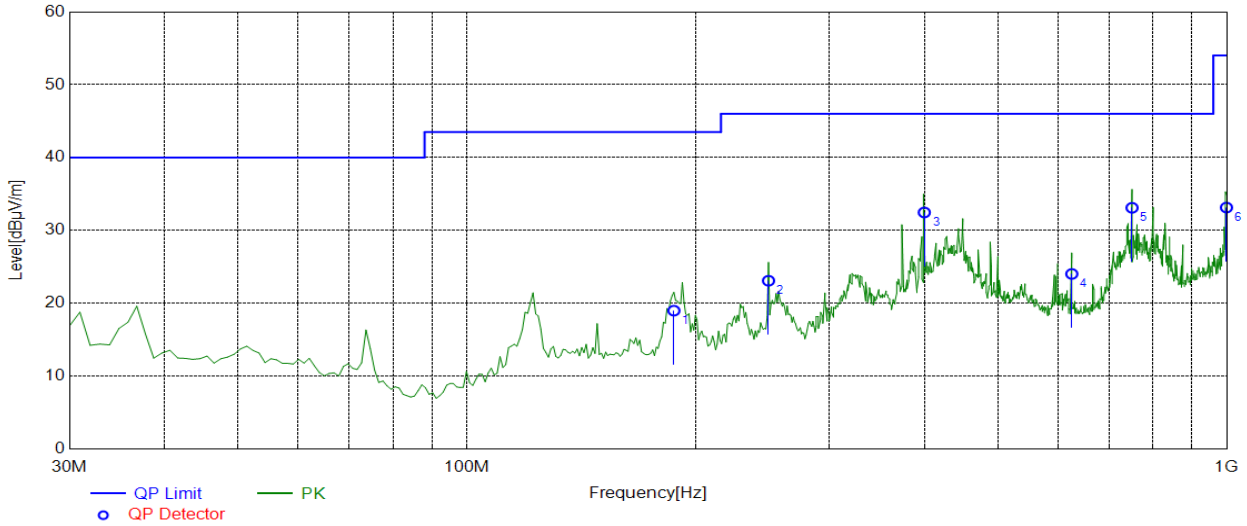

Final Data List								
NO.	Freq. [MHz]	Factor [dB/m]	QP Value [dBµV/m]	QP Limit [dBµV/m]	QP Margin [dB]	Height [cm]	Angle [°]	Polarity
1	187.297	-17.94	18.99	43.50	24.51	100	313	Horizontal
2	249.439	-17.33	23.10	46.00	22.90	100	60	Horizontal
3	399.939	-13.56	32.47	46.00	13.53	100	149	Horizontal
4	625.205	-9.13	24.03	46.00	21.97	100	144	Horizontal
5	750.460	-7.42	33.11	46.00	12.89	100	28	Horizontal
6	999.029	-4.56	33.14	54.00	20.86	100	248	Horizontal

Mode:	ant1 11a 5745	Voltage:	120V/60Hz

Test Graph

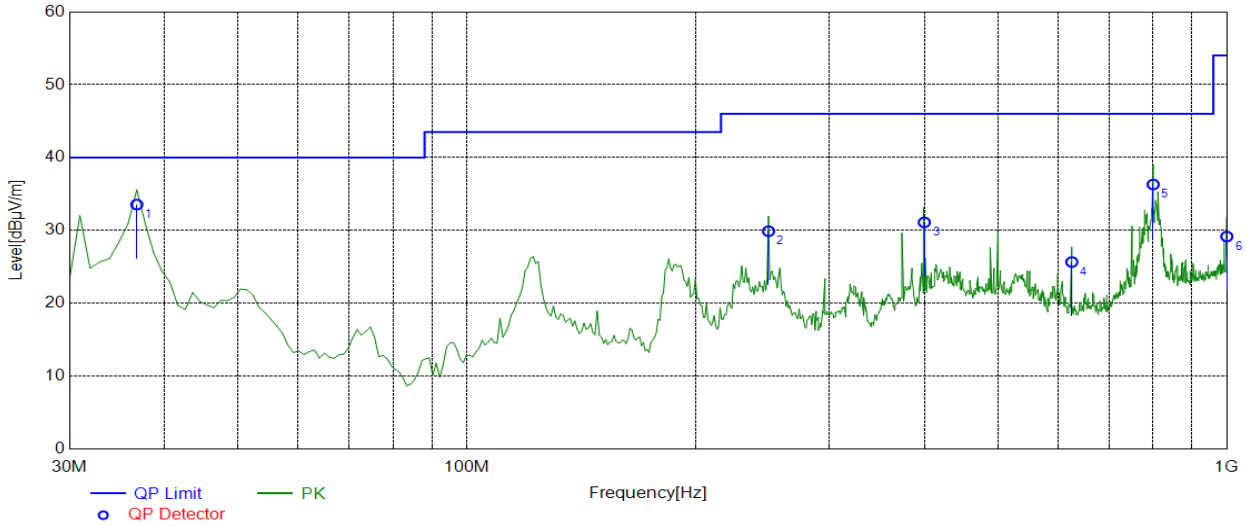

Final Data List								
NO.	Freq. [MHz]	Factor [dB/m]	QP Value [dBµV/m]	QP Limit [dBµV/m]	QP Margin [dB]	Height [cm]	Angle [°]	Polarity
1	36.7968	-16.35	33.55	40.00	6.45	100	77	Vertical
2	249.439	-17.33	29.90	46.00	16.10	100	110	Vertical
3	399.939	-13.56	31.11	46.00	14.89	100	332	Vertical
4	625.205	-9.13	25.67	46.00	20.33	100	327	Vertical
5	799.980	-6.46	36.31	46.00	9.69	100	166	Vertical
6	1000.00	-4.55	29.16	54.00	24.84	100	20	Vertical

Mode:	ant1 11a 5745	Voltage:	120V/60Hz

Test Graph

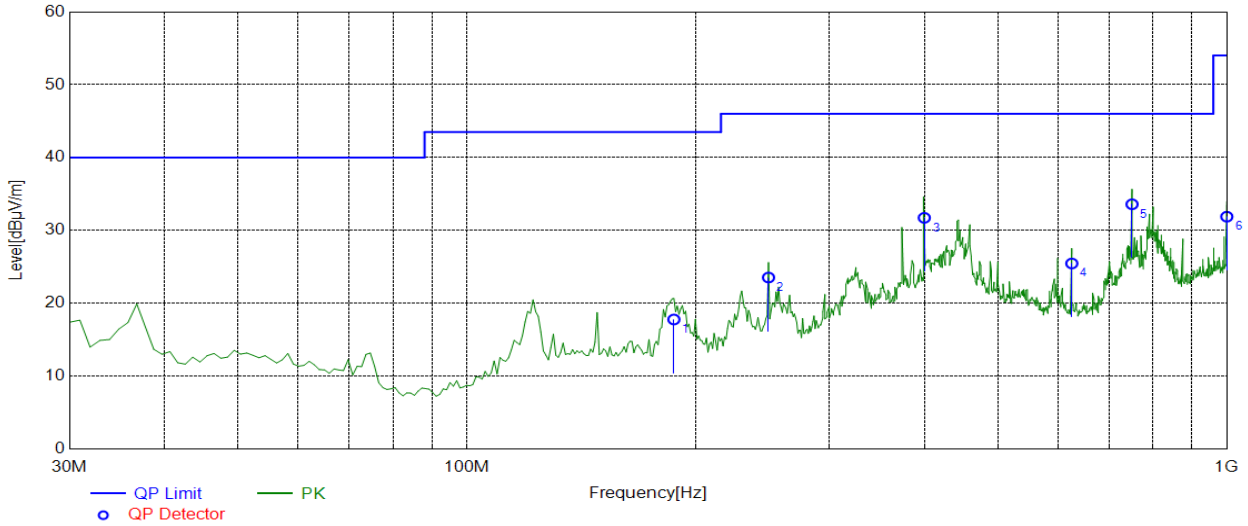

Final Data List								
NO.	Freq. [MHz]	Factor [dB/m]	QP Value [dBµV/m]	QP Limit [dBµV/m]	QP Margin [dB]	Height [cm]	Angle [°]	Polarity
1	187.297	-17.94	17.78	43.50	25.72	100	90	Horizontal
2	249.439	-17.33	23.54	46.00	22.46	100	54	Horizontal
3	399.939	-13.56	31.73	46.00	14.27	100	202	Horizontal
4	625.205	-9.13	25.47	46.00	20.53	100	141	Horizontal
5	750.460	-7.42	33.59	46.00	12.41	100	29	Horizontal
6	1000.00	-4.55	31.89	54.00	22.11	100	272	Horizontal

Mode:	ant1 11a 5785	Voltage:	120V/60Hz

Test Graph

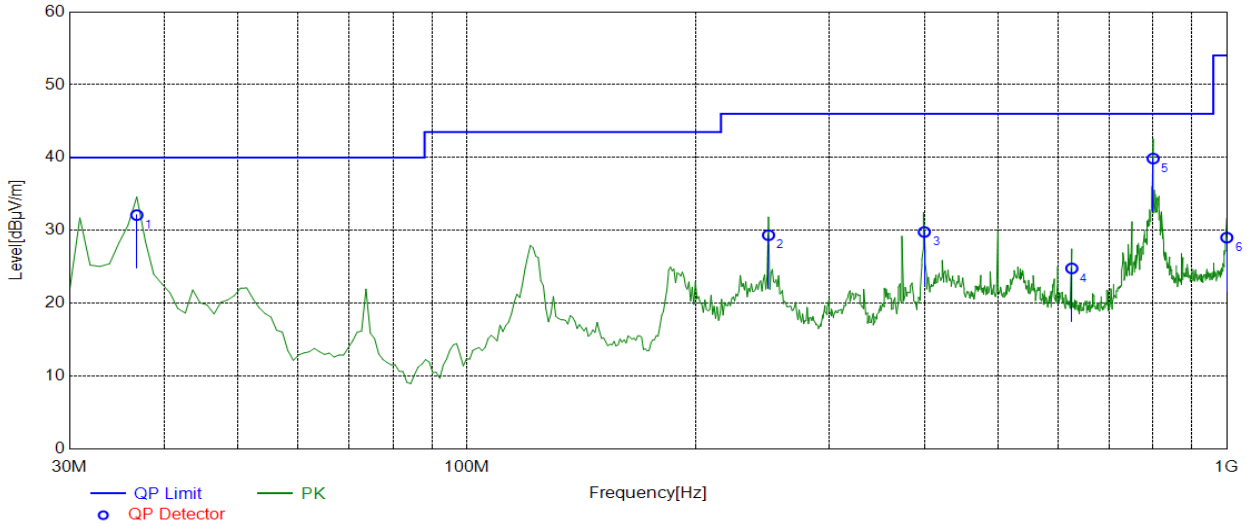

Final Data List								
NO.	Freq. [MHz]	Factor [dB/m]	QP Value [dBµV/m]	QP Limit [dBµV/m]	QP Margin [dB]	Height [cm]	Angle [°]	Polarity
1	36.7968	-16.35	32.11	40.00	7.89	100	76	Vertical
2	249.439	-17.33	29.35	46.00	16.65	100	100	Vertical
3	399.939	-13.56	29.79	46.00	16.21	100	332	Vertical
4	625.205	-9.13	24.79	46.00	21.21	100	318	Vertical
5	799.980	-6.46	39.87	46.00	6.13	100	332	Vertical
6	1000.00	-4.55	29.01	54.00	24.99	100	24	Vertical

Mode:	ant1 11a 5785	Voltage:	120V/60Hz

Test Graph

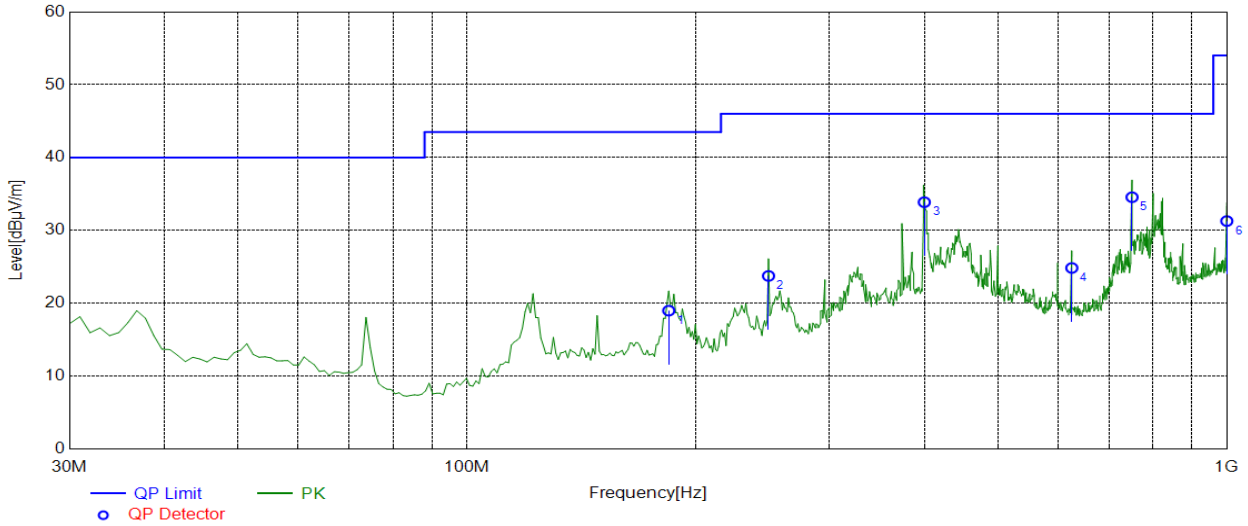

Final Data List								
NO.	Freq. [MHz]	Factor [dB/m]	QP Value [dBµV/m]	QP Limit [dBµV/m]	QP Margin [dB]	Height [cm]	Angle [°]	Polarity
1	184.384	-17.70	18.99	43.50	24.51	100	318	Horizontal
2	249.439	-17.33	23.76	46.00	22.24	100	39	Horizontal
3	399.939	-13.56	33.88	46.00	12.12	100	152	Horizontal
4	625.205	-9.13	24.85	46.00	21.15	100	131	Horizontal
5	750.460	-7.42	34.56	46.00	11.44	100	34	Horizontal
6	1000.00	-4.55	31.29	54.00	22.71	100	269	Horizontal

Mode:	ant1 11a 5825	Voltage:	120V/60Hz

Test Graph

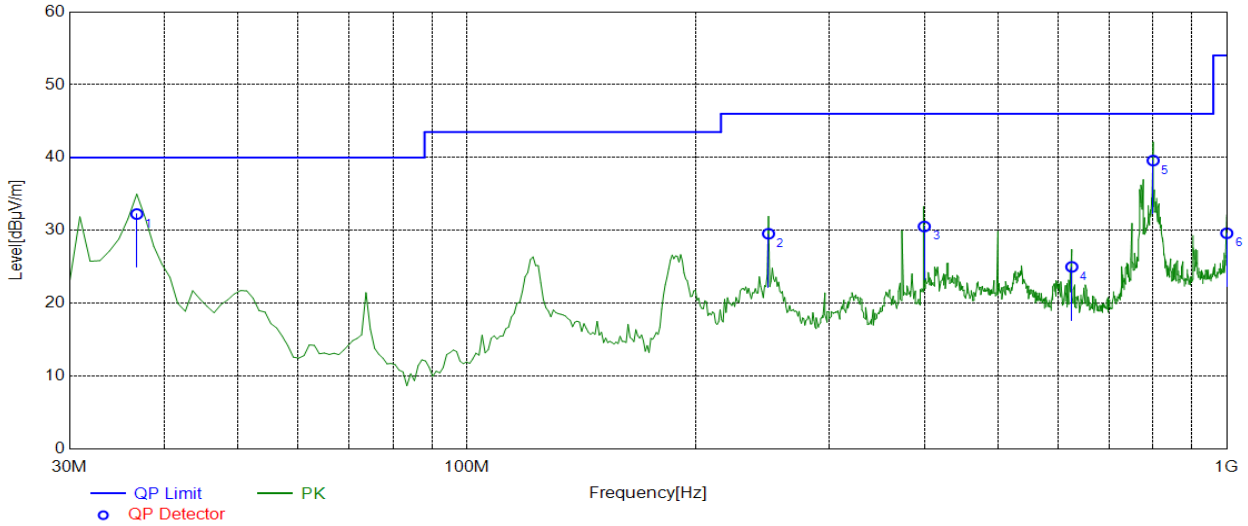

Final Data List								
NO.	Freq. [MHz]	Factor [dB/m]	QP Value [dBµV/m]	QP Limit [dBµV/m]	QP Margin [dB]	Height [cm]	Angle [°]	Polarity
1	36.7968	-16.35	32.25	40.00	7.75	100	64	Vertical
2	249.439	-17.33	29.55	46.00	16.45	100	110	Vertical
3	399.939	-13.56	30.54	46.00	15.46	100	332	Vertical
4	625.205	-9.13	25.00	46.00	21.00	100	322	Vertical
5	799.980	-6.46	39.59	46.00	6.41	100	303	Vertical
6	1000.00	-4.55	29.61	54.00	24.39	100	27	Vertical

Mode:	ant1 11a 5825	Voltage:	120V/60Hz

Test Graph

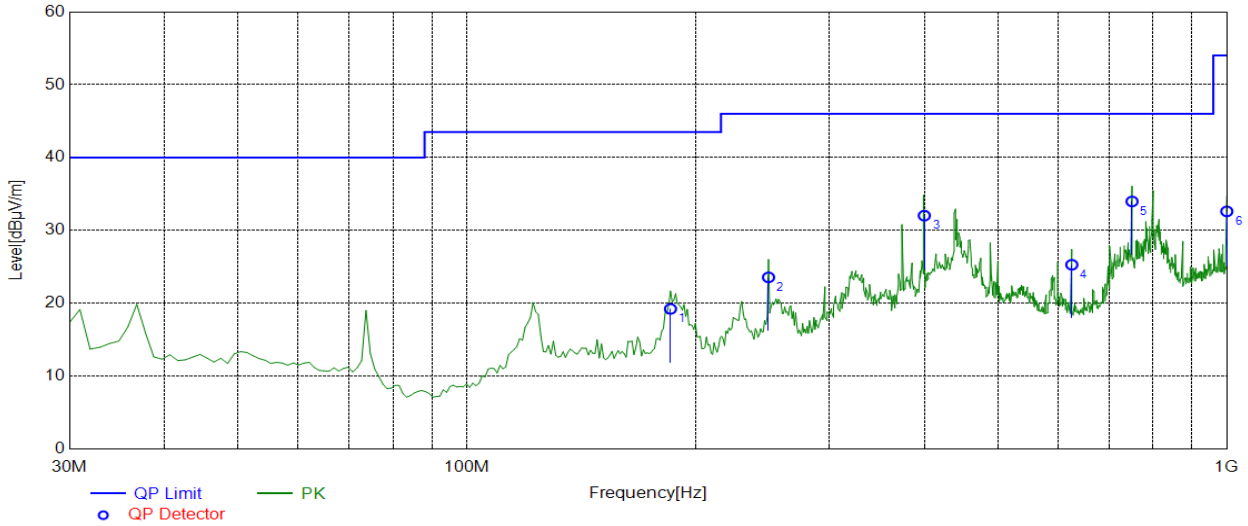

Final Data List								
NO.	Freq. [MHz]	Factor [dB/m]	QP Value [dBµV/m]	QP Limit [dBµV/m]	QP Margin [dB]	Height [cm]	Angle [°]	Polarity
1	185.355	-17.78	19.23	43.50	24.27	100	282	Horizontal
2	249.439	-17.33	23.56	46.00	22.44	100	51	Horizontal
3	399.939	-13.56	32.03	46.00	13.97	100	168	Horizontal
4	625.205	-9.13	25.29	46.00	20.71	100	135	Horizontal
5	750.460	-7.42	33.98	46.00	12.02	100	28	Horizontal
6	1000.00	-4.55	32.62	54.00	21.38	100	264	Horizontal

Mode:	ant1 11n20 5180	Voltage:	120V/60Hz

Test Graph

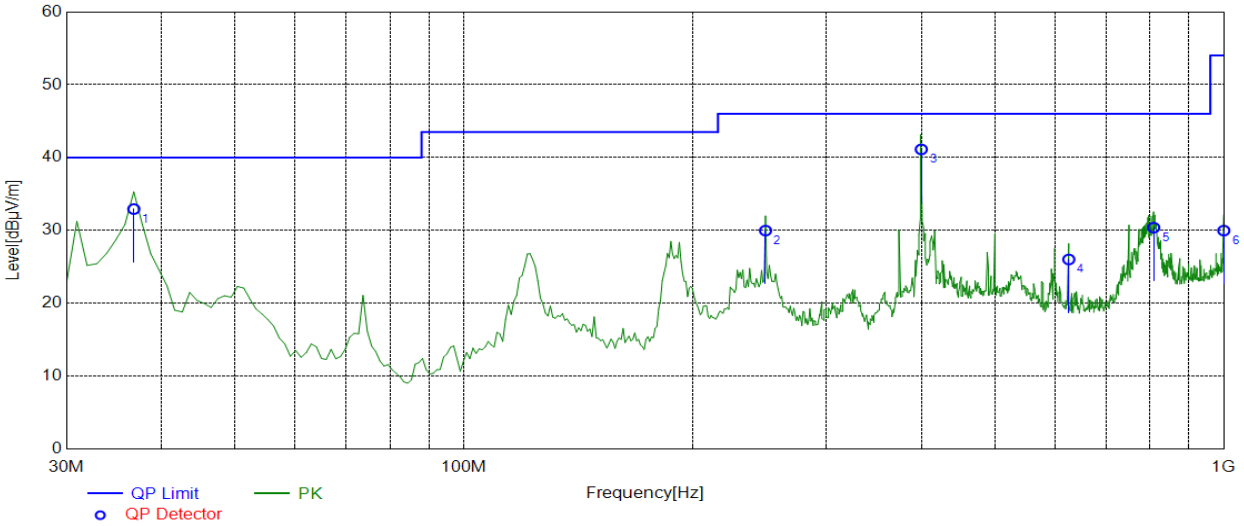

Final Data List								
NO.	Freq. [MHz]	Factor [dB/m]	QP Value [dBµV/m]	QP Limit [dBµV/m]	QP Margin [dB]	Height [cm]	Angle [°]	Polarity
1	36.7968	-16.35	32.93	40.00	7.07	100	51	Vertical
2	249.439	-17.33	29.98	46.00	16.02	100	130	Vertical
3	399.939	-13.56	41.13	46.00	4.87	100	332	Vertical
4	625.205	-9.13	26.02	46.00	19.98	100	318	Vertical
5	808.718	-6.39	30.38	46.00	15.62	100	161	Vertical
6	1000.00	-4.55	29.98	54.00	24.02	100	28	Vertical

Mode:	ant1 11n20 5180	Voltage:	120V/60Hz

Test Graph

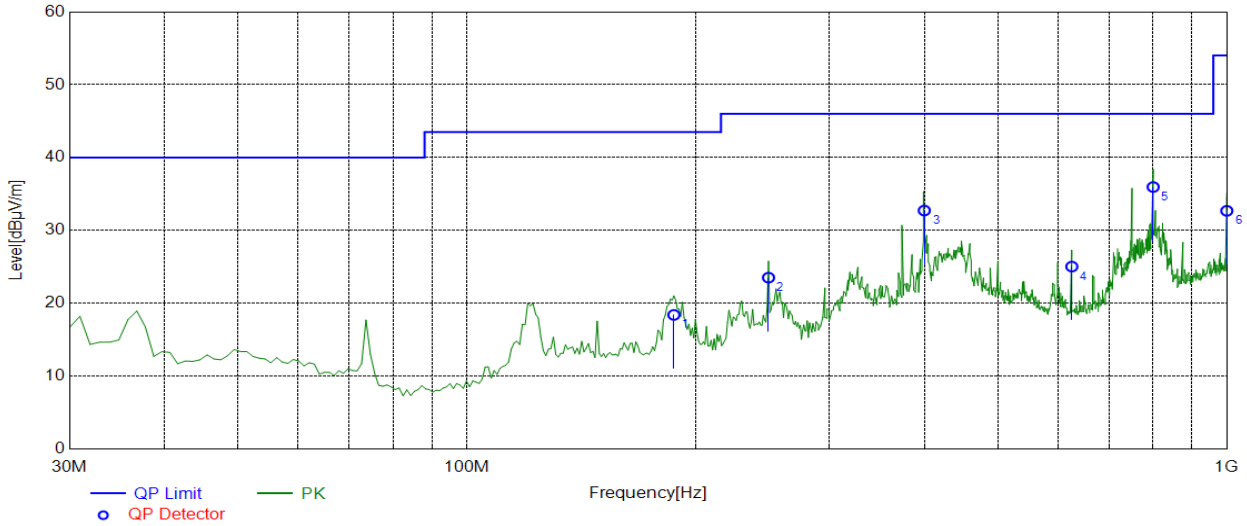

Final Data List								
NO.	Freq. [MHz]	Factor [dB/m]	QP Value [dBµV/m]	QP Limit [dBµV/m]	QP Margin [dB]	Height [cm]	Angle [°]	Polarity
1	187.297	-17.94	18.41	43.50	25.09	100	94	Horizontal
2	249.439	-17.33	23.52	46.00	22.48	100	42	Horizontal
3	399.939	-13.56	32.73	46.00	13.27	100	153	Horizontal
4	625.205	-9.13	25.04	46.00	20.96	100	149	Horizontal
5	799.980	-6.46	35.96	46.00	10.04	100	264	Horizontal
6	1000.00	-4.55	32.69	54.00	21.31	100	264	Horizontal

Mode:	ant1 11n20 5200	Voltage:	120V/60Hz

Test Graph

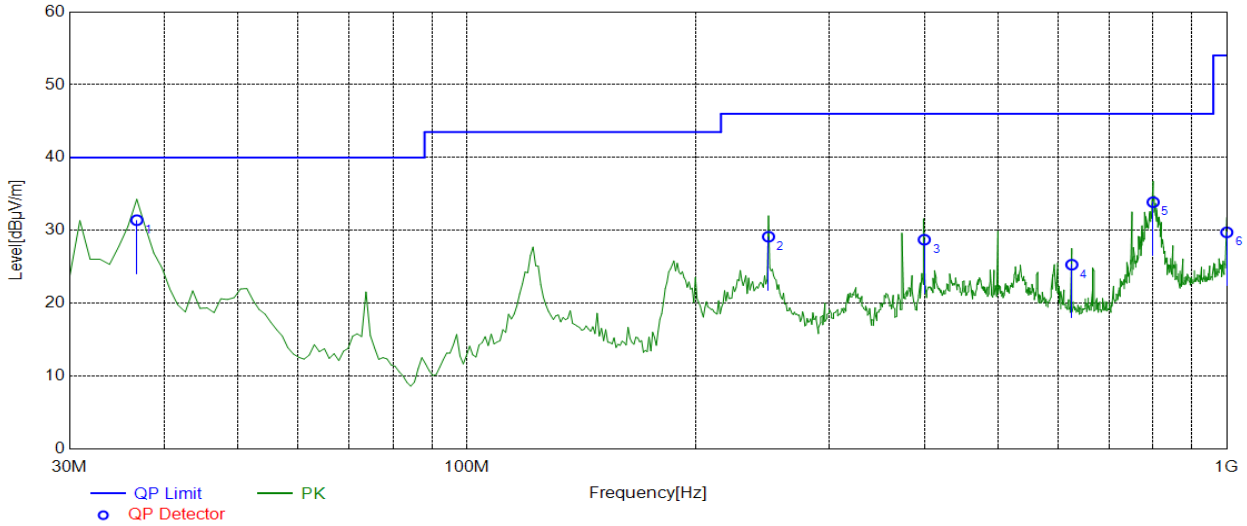

Final Data List								
NO.	Freq. [MHz]	Factor [dB/m]	QP Value [dBµV/m]	QP Limit [dBµV/m]	QP Margin [dB]	Height [cm]	Angle [°]	Polarity
1	36.7968	-16.35	31.41	40.00	8.59	100	67	Vertical
2	249.439	-17.33	29.14	46.00	16.86	100	106	Vertical
3	399.939	-13.56	28.73	46.00	17.27	100	6	Vertical
4	625.205	-9.13	25.30	46.00	20.70	100	322	Vertical
5	799.980	-6.46	33.88	46.00	12.12	100	2	Vertical
6	1000.00	-4.55	29.74	54.00	24.26	100	332	Vertical

Mode:	ant1 11n20 5200	Voltage:	120V/60Hz

Test Graph

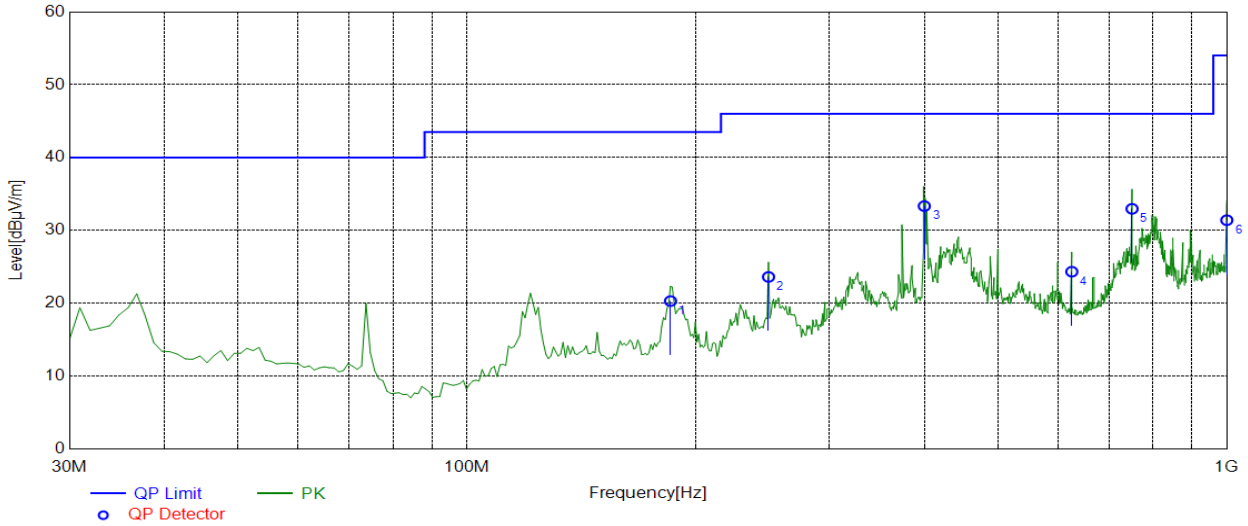

Final Data List								
NO.	Freq. [MHz]	Factor [dB/m]	QP Value [dBµV/m]	QP Limit [dBµV/m]	QP Margin [dB]	Height [cm]	Angle [°]	Polarity
1	185.355	-17.78	20.31	43.50	23.19	100	272	Horizontal
2	249.439	-17.33	23.62	46.00	22.38	100	49	Horizontal
3	399.939	-13.56	33.34	46.00	12.66	100	135	Horizontal
4	625.205	-9.13	24.34	46.00	21.66	100	140	Horizontal
5	750.460	-7.42	32.97	46.00	13.03	100	29	Horizontal
6	1000.00	-4.55	31.41	54.00	22.59	100	266	Horizontal

Mode:	ant1 11n20 5240	Voltage:	120V/60Hz

Test Graph

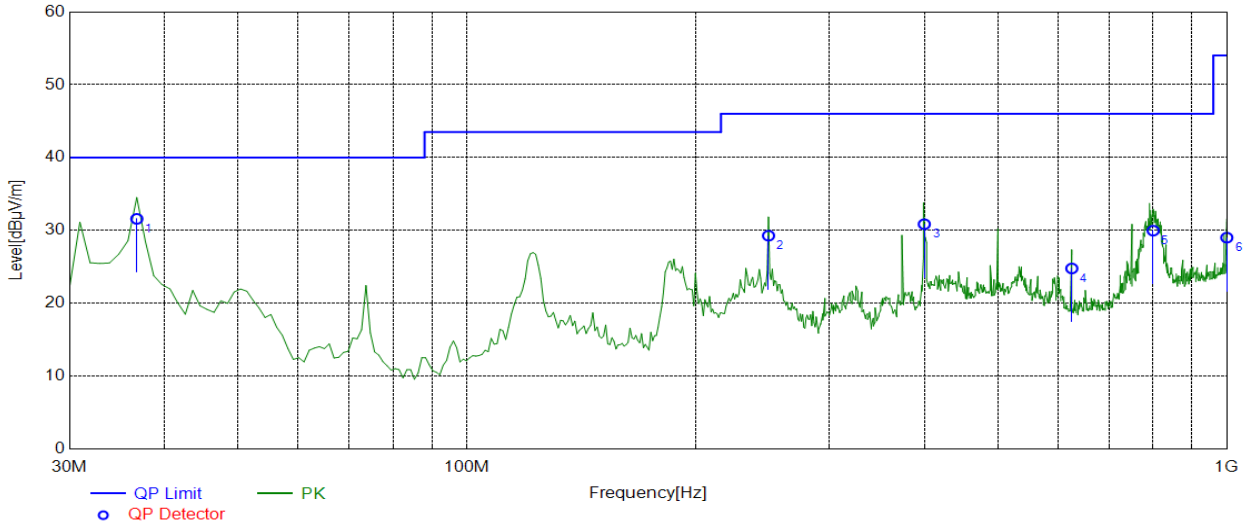

Final Data List								
NO.	Freq. [MHz]	Factor [dB/m]	QP Value [dBµV/m]	QP Limit [dBµV/m]	QP Margin [dB]	Height [cm]	Angle [°]	Polarity
1	36.7968	-16.35	31.59	40.00	8.41	100	61	Vertical
2	249.439	-17.33	29.28	46.00	16.72	100	117	Vertical
3	399.939	-13.56	30.86	46.00	15.14	100	48	Vertical
4	625.205	-9.13	24.78	46.00	21.22	100	313	Vertical
5	799.980	-6.46	29.97	46.00	16.03	100	196	Vertical
6	1000.00	-4.55	29.01	54.00	24.99	100	29	Vertical

Mode:	ant1 11n20 5240	Voltage:	120V/60Hz

Test Graph

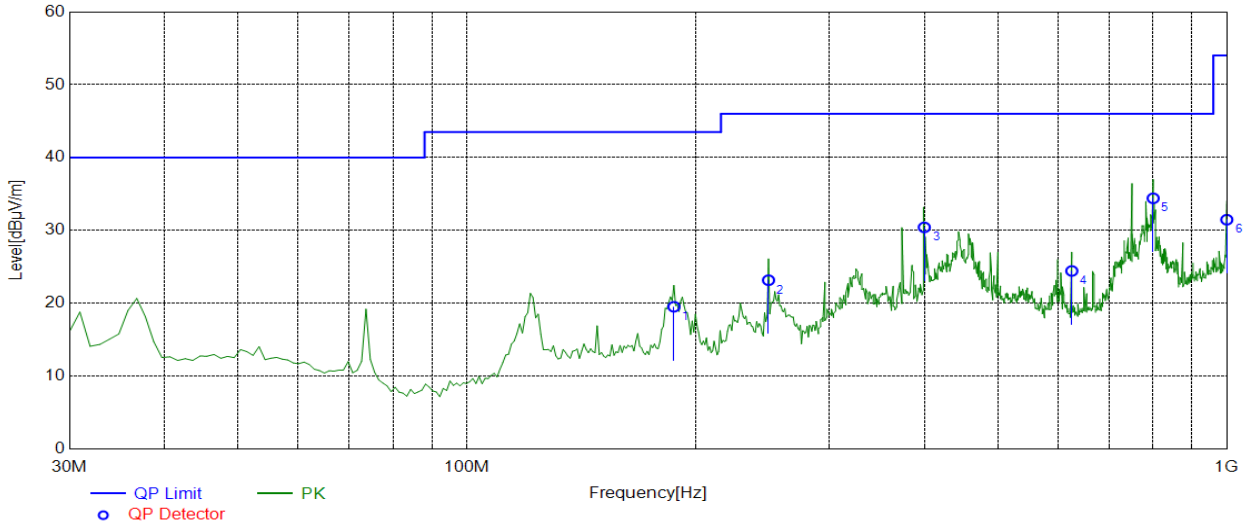

Final Data List								
NO.	Freq. [MHz]	Factor [dB/m]	QP Value [dBµV/m]	QP Limit [dBµV/m]	QP Margin [dB]	Height [cm]	Angle [°]	Polarity
1	187.297	-17.94	19.53	43.50	23.97	100	285	Horizontal
2	249.439	-17.33	23.17	46.00	22.83	100	304	Horizontal
3	399.939	-13.56	30.42	46.00	15.58	100	162	Horizontal
4	625.205	-9.13	24.44	46.00	21.56	100	135	Horizontal
5	799.980	-6.46	34.41	46.00	11.59	100	235	Horizontal
6	1000.00	-4.55	31.47	54.00	22.53	100	262	Horizontal

Mode:	ant1 11n20 5745	Voltage:	120V/60Hz

Test Graph

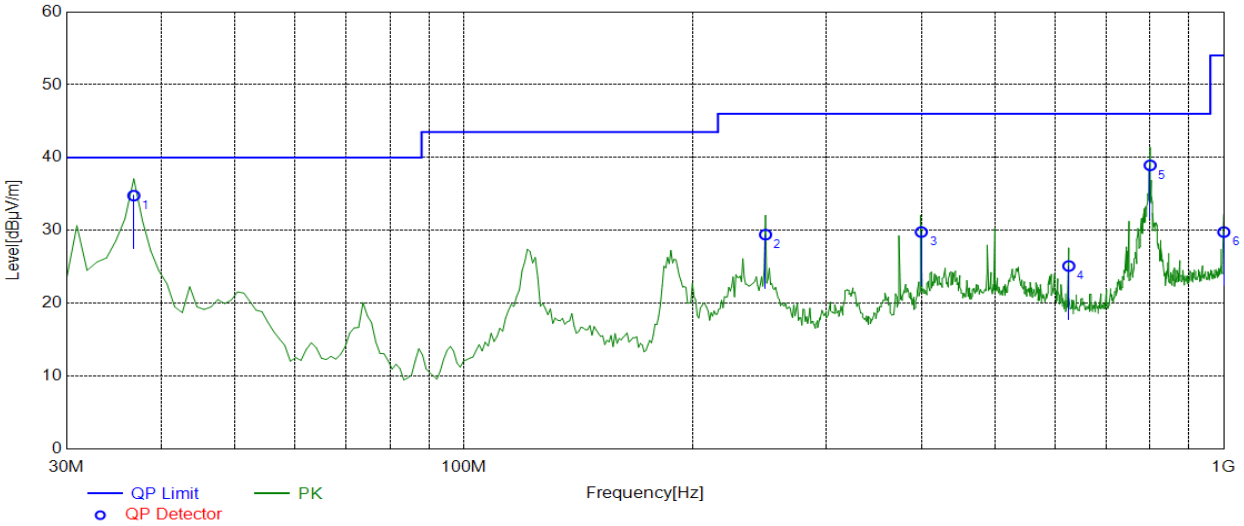

Final Data List								
NO.	Freq. [MHz]	Factor [dB/m]	QP Value [dBµV/m]	QP Limit [dBµV/m]	QP Margin [dB]	Height [cm]	Angle [°]	Polarity
1	36.7968	-16.35	34.78	40.00	5.22	100	64	Vertical
2	249.439	-17.33	29.42	46.00	16.58	100	114	Vertical
3	399.939	-13.56	29.78	46.00	16.22	100	225	Vertical
4	625.205	-9.13	25.12	46.00	20.88	100	317	Vertical
5	799.980	-6.46	38.93	46.00	7.07	100	234	Vertical
6	1000.00	-4.55	29.78	54.00	24.22	100	22	Vertical

Mode:	ant1 11n20 5745	Voltage:	120V/60Hz

Test Graph

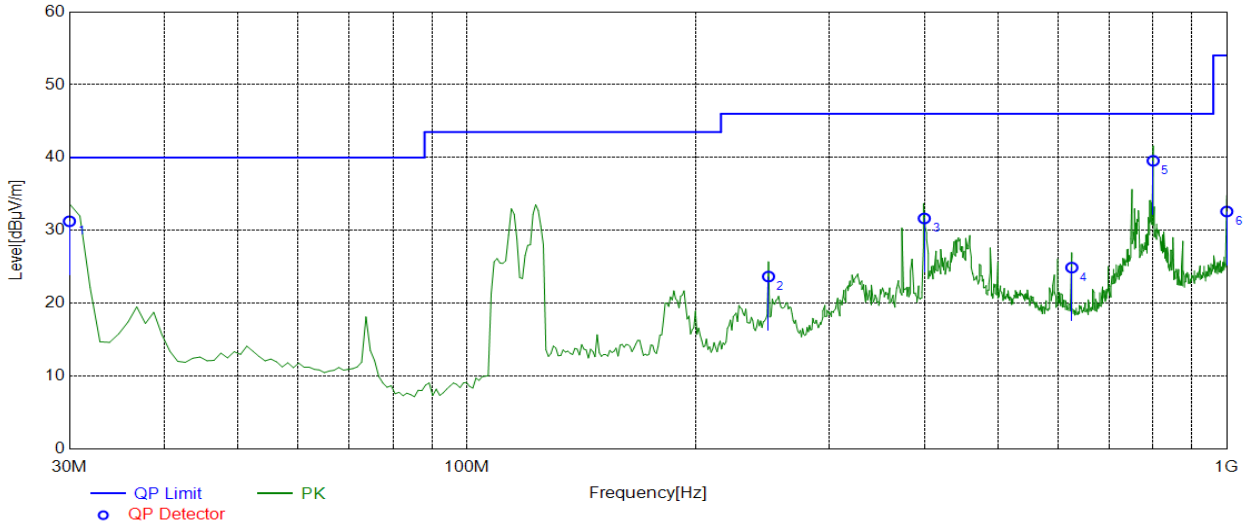

Final Data List								
NO.	Freq. [MHz]	Factor [dB/m]	QP Value [dBµV/m]	QP Limit [dBµV/m]	QP Margin [dB]	Height [cm]	Angle [°]	Polarity
1	30.0000	-17.47	31.26	40.00	8.74	100	57	Horizontal
2	249.439	-17.33	23.67	46.00	22.33	100	38	Horizontal
3	399.939	-13.56	31.65	46.00	14.35	100	164	Horizontal
4	625.205	-9.13	24.90	46.00	21.10	100	145	Horizontal
5	799.980	-6.46	39.56	46.00	6.44	100	33	Horizontal
6	1000.00	-4.55	32.60	54.00	21.40	100	265	Horizontal

Mode:	ant1 11n20 5785	Voltage:	120V/60Hz

Test Graph

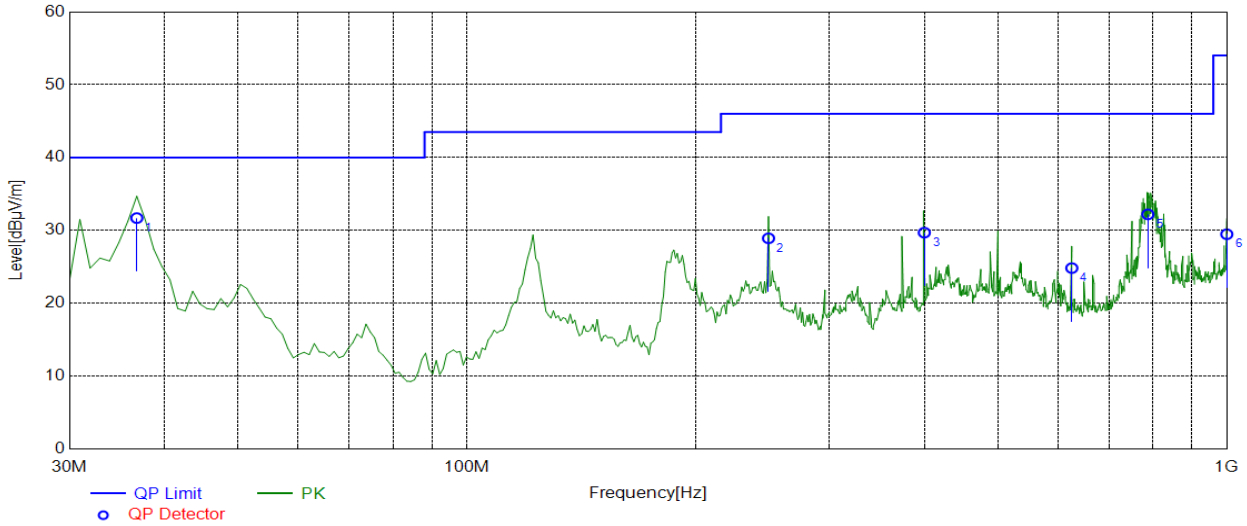

Final Data List								
NO.	Freq. [MHz]	Factor [dB/m]	QP Value [dBµV/m]	QP Limit [dBµV/m]	QP Margin [dB]	Height [cm]	Angle [°]	Polarity
1	36.7968	-16.35	31.70	40.00	8.30	100	63	Vertical
2	249.439	-17.33	28.92	46.00	17.08	100	122	Vertical
3	399.939	-13.56	29.70	46.00	16.30	100	332	Vertical
4	625.205	-9.13	24.83	46.00	21.17	100	327	Vertical
5	787.357	-6.70	32.21	46.00	13.79	100	3	Vertical
6	1000.00	-4.55	29.48	54.00	24.52	100	26	Vertical

Mode:	ant1 11n20 5785	Voltage:	120V/60Hz

Test Graph

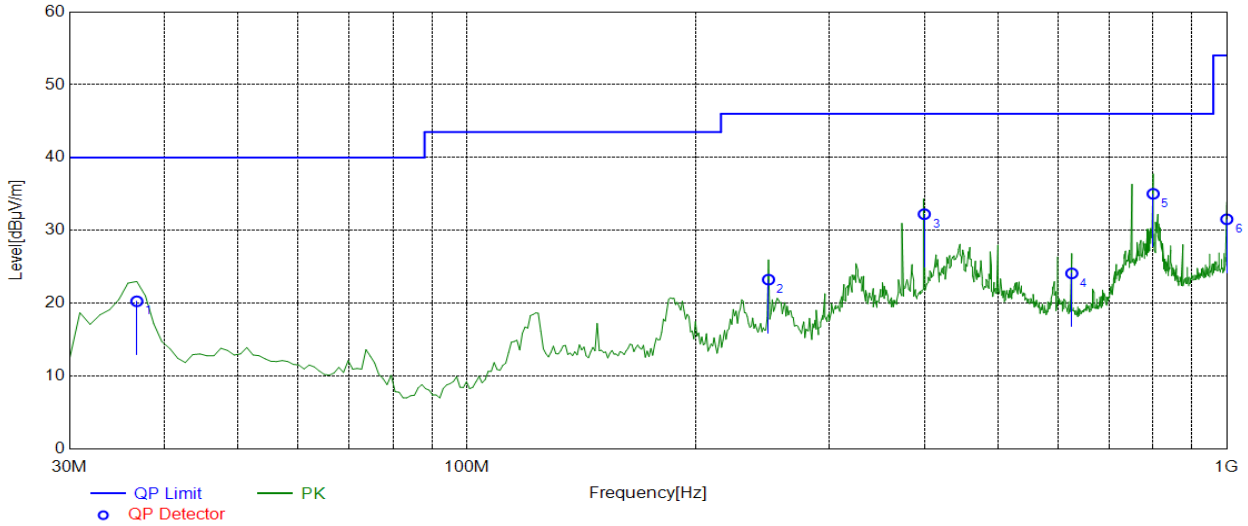

Final Data List								
NO.	Freq. [MHz]	Factor [dB/m]	QP Value [dBµV/m]	QP Limit [dBµV/m]	QP Margin [dB]	Height [cm]	Angle [°]	Polarity
1	36.7968	-16.35	20.28	40.00	19.72	100	28	Horizontal
2	249.439	-17.33	23.25	46.00	22.75	100	47	Horizontal
3	399.939	-13.56	32.23	46.00	13.77	100	135	Horizontal
4	625.205	-9.13	24.11	46.00	21.89	100	135	Horizontal
5	799.980	-6.46	35.03	46.00	10.97	100	60	Horizontal
6	1000.00	-4.55	31.53	54.00	22.47	100	270	Horizontal

Mode:	ant1 11n20 5825	Voltage:	120V/60Hz

Test Graph

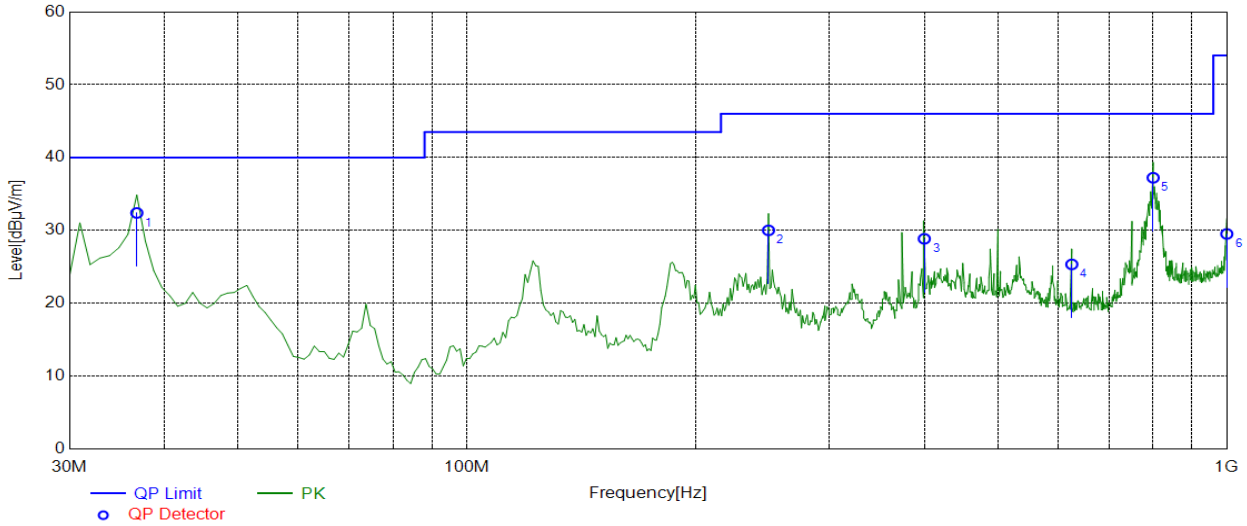

Final Data List								
NO.	Freq. [MHz]	Factor [dB/m]	QP Value [dBµV/m]	QP Limit [dBµV/m]	QP Margin [dB]	Height [cm]	Angle [°]	Polarity
1	36.7968	-16.35	32.40	40.00	7.60	100	71	Vertical
2	249.439	-17.33	30.01	46.00	15.99	100	108	Vertical
3	399.939	-13.56	28.85	46.00	17.15	100	332	Vertical
4	625.205	-9.13	25.34	46.00	20.66	100	327	Vertical
5	799.980	-6.46	37.23	46.00	8.77	100	332	Vertical
6	1000.00	-4.55	29.52	54.00	24.48	100	29	Vertical

Mode:	ant1 11n20 5825	Voltage:	120V/60Hz

Test Graph

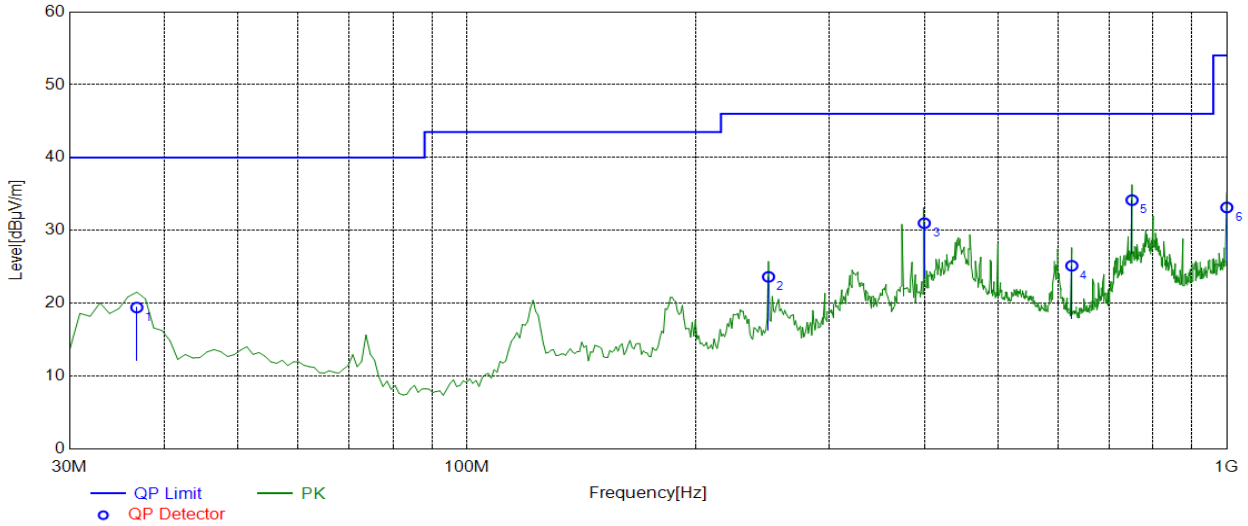

Final Data List								
NO.	Freq. [MHz]	Factor [dB/m]	QP Value [dBµV/m]	QP Limit [dBµV/m]	QP Margin [dB]	Height [cm]	Angle [°]	Polarity
1	36.7968	-16.35	19.43	40.00	20.57	100	28	Horizontal
2	249.439	-17.33	23.63	46.00	22.37	100	291	Horizontal
3	399.939	-13.56	31.00	46.00	15.00	100	206	Horizontal
4	625.205	-9.13	25.15	46.00	20.85	100	140	Horizontal
5	750.460	-7.42	34.16	46.00	11.84	100	33	Horizontal
6	1000.00	-4.55	33.15	54.00	20.85	100	266	Horizontal

Mode:	ant1 11ac20 5180	Voltage:	120V/60Hz

Test Graph

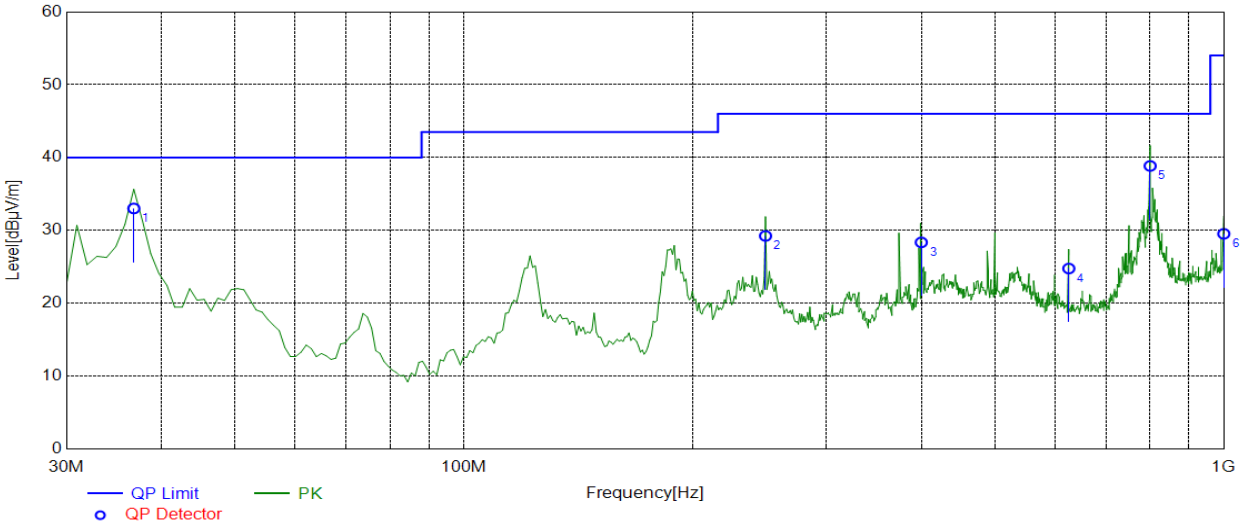

Final Data List								
NO.	Freq. [MHz]	Factor [dB/m]	QP Value [dBµV/m]	QP Limit [dBµV/m]	QP Margin [dB]	Height [cm]	Angle [°]	Polarity
1	36.7968	-16.35	33.02	40.00	6.98	100	64	Vertical
2	249.439	-17.33	29.25	46.00	16.75	100	100	Vertical
3	399.939	-13.56	28.36	46.00	17.64	100	0	Vertical
4	625.205	-9.13	24.77	46.00	21.23	100	327	Vertical
5	799.980	-6.46	38.85	46.00	7.15	100	1	Vertical
6	1000.00	-4.55	29.54	54.00	24.46	100	30	Vertical

Mode:	ant1 11ac20 5180	Voltage:	120V/60Hz

Test Graph

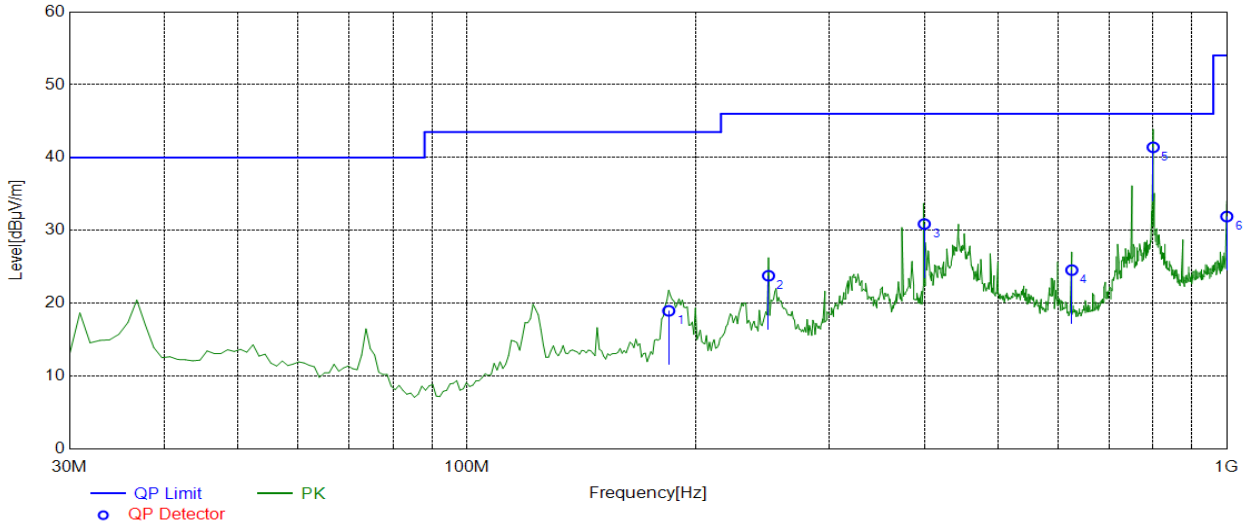

Final Data List								
NO.	Freq. [MHz]	Factor [dB/m]	QP Value [dBµV/m]	QP Limit [dBµV/m]	QP Margin [dB]	Height [cm]	Angle [°]	Polarity
1	184.384	-17.70	18.97	43.50	24.53	100	314	Horizontal
2	249.439	-17.33	23.78	46.00	22.22	100	42	Horizontal
3	399.939	-13.56	30.88	46.00	15.12	100	199	Horizontal
4	625.205	-9.13	24.56	46.00	21.44	100	139	Horizontal
5	799.980	-6.46	41.41	46.00	4.59	100	282	Horizontal
6	1000.00	-4.55	31.91	54.00	22.09	100	264	Horizontal

Mode:	ant1 11ac20 5200	Voltage:	120V/60Hz

Test Graph

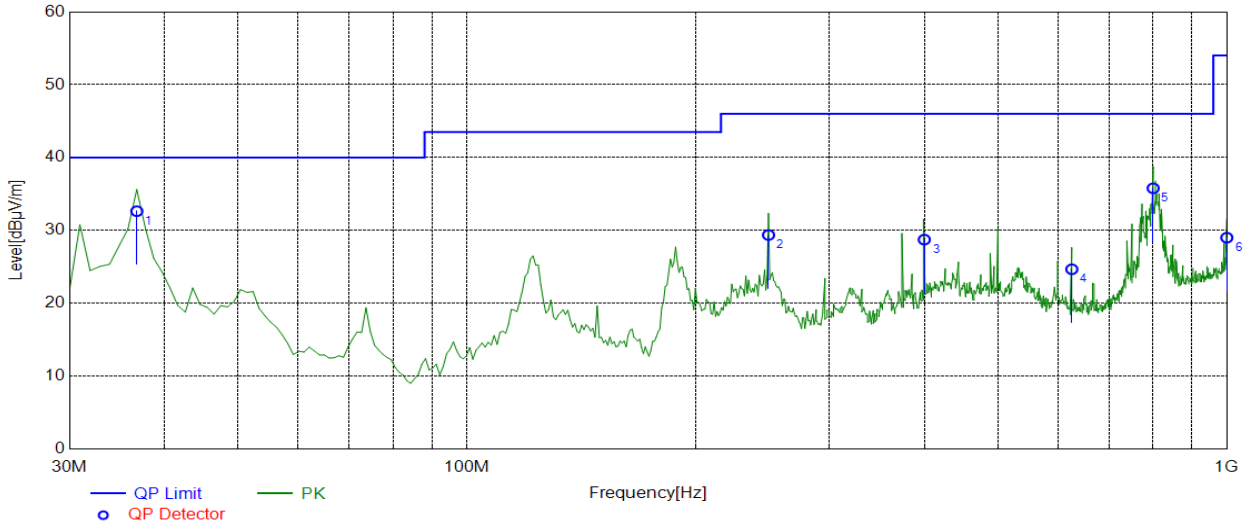

Final Data List								
NO.	Freq. [MHz]	Factor [dB/m]	QP Value [dBµV/m]	QP Limit [dBµV/m]	QP Margin [dB]	Height [cm]	Angle [°]	Polarity
1	36.7968	-16.35	32.64	40.00	7.36	100	75	Vertical
2	249.439	-17.33	29.37	46.00	16.63	100	94	Vertical
3	399.939	-13.56	28.74	46.00	17.26	100	332	Vertical
4	625.205	-9.13	24.67	46.00	21.33	100	332	Vertical
5	799.980	-6.46	35.79	46.00	10.21	100	215	Vertical
6	1000.00	-4.55	29.00	54.00	25.00	100	32	Vertical

Mode:	ant1 11ac20 5200	Voltage:	120V/60Hz

Test Graph

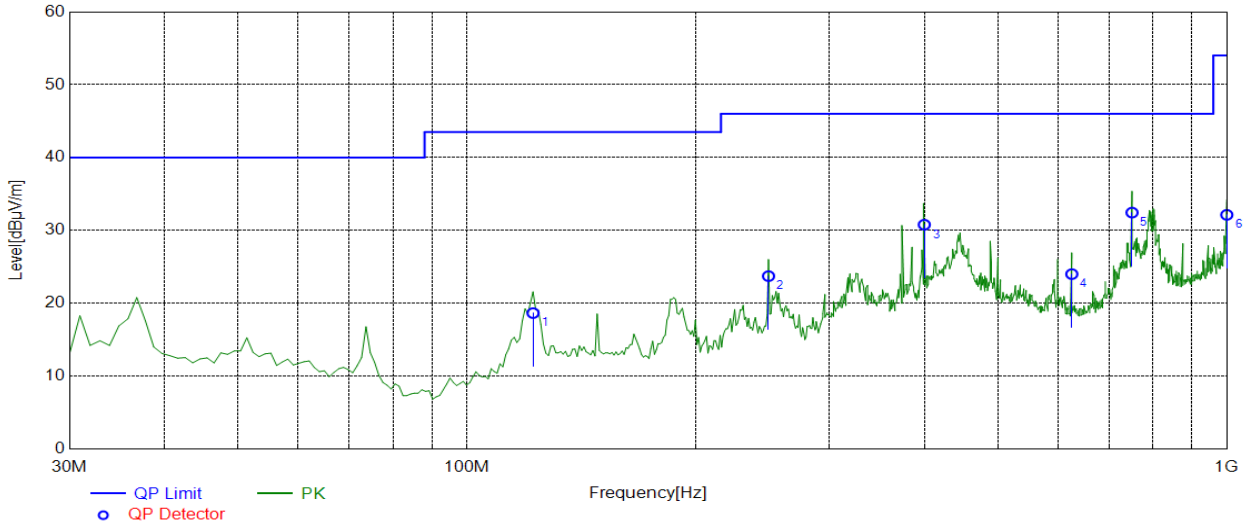

Final Data List								
NO.	Freq. [MHz]	Factor [dB/m]	QP Value [dBµV/m]	QP Limit [dBµV/m]	QP Margin [dB]	Height [cm]	Angle [°]	Polarity
1	122.242	-18.41	18.66	43.50	24.84	100	288	Horizontal
2	249.439	-17.33	23.73	46.00	22.27	100	302	Horizontal
3	399.939	-13.56	30.79	46.00	15.21	100	144	Horizontal
4	625.205	-9.13	24.01	46.00	21.99	100	135	Horizontal
5	750.460	-7.42	32.45	46.00	13.55	100	33	Horizontal
6	1000.00	-4.55	32.14	54.00	21.86	100	265	Horizontal

Mode:	ant1 11ac20 5240	Voltage:	120V/60Hz

Test Graph

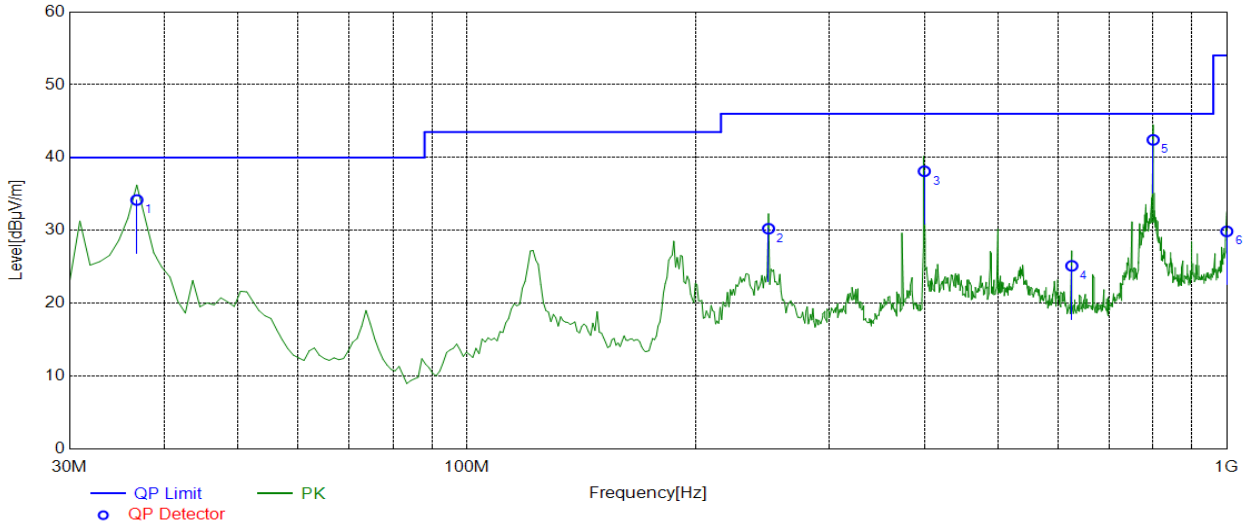

Final Data List								
NO.	Freq. [MHz]	Factor [dB/m]	QP Value [dBµV/m]	QP Limit [dBµV/m]	QP Margin [dB]	Height [cm]	Angle [°]	Polarity
1	36.7968	-16.35	34.18	40.00	5.82	100	60	Vertical
2	249.439	-17.33	30.24	46.00	15.76	100	106	Vertical
3	399.939	-13.56	38.12	46.00	7.88	100	41	Vertical
4	625.205	-9.13	25.14	46.00	20.86	100	323	Vertical
5	799.980	-6.46	42.43	46.00	3.57	100	262	Vertical
6	1000.00	-4.55	29.87	54.00	24.13	100	27	Vertical

Mode:	ant1 11ac20 5240	Voltage:	120V/60Hz

Test Graph

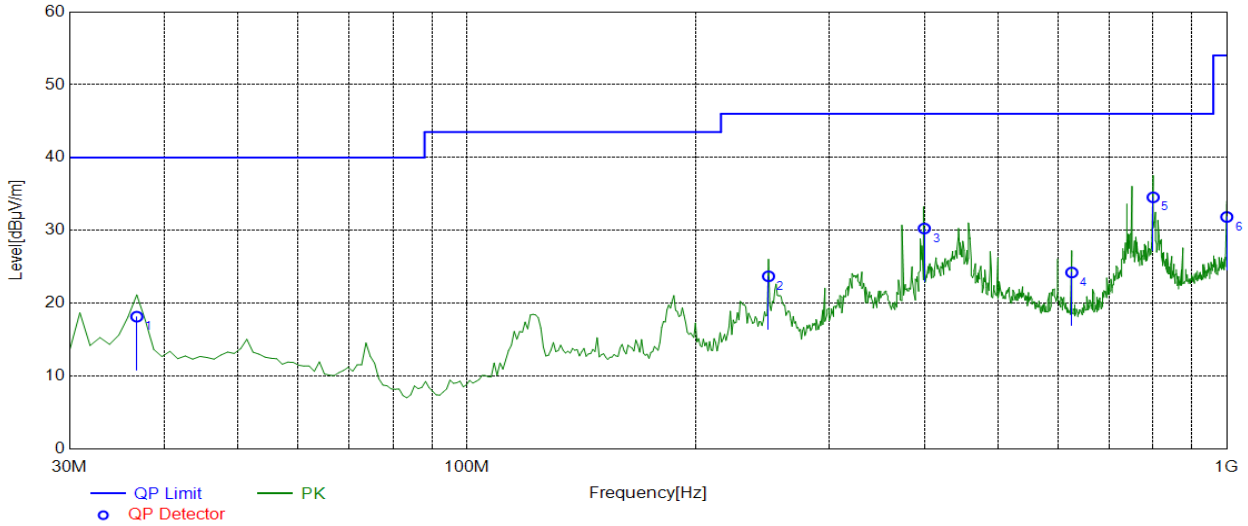

Final Data List								
NO.	Freq. [MHz]	Factor [dB/m]	QP Value [dBµV/m]	QP Limit [dBµV/m]	QP Margin [dB]	Height [cm]	Angle [°]	Polarity
1	36.7968	-16.35	18.17	40.00	21.83	100	28	Horizontal
2	249.439	-17.33	23.71	46.00	22.29	100	33	Horizontal
3	399.939	-13.56	30.26	46.00	15.74	100	204	Horizontal
4	625.205	-9.13	24.23	46.00	21.77	100	139	Horizontal
5	799.980	-6.46	34.54	46.00	11.46	100	264	Horizontal
6	1000.00	-4.55	31.85	54.00	22.15	100	259	Horizontal

Mode:	ant1 11ac20 5745	Voltage:	120V/60Hz

Test Graph

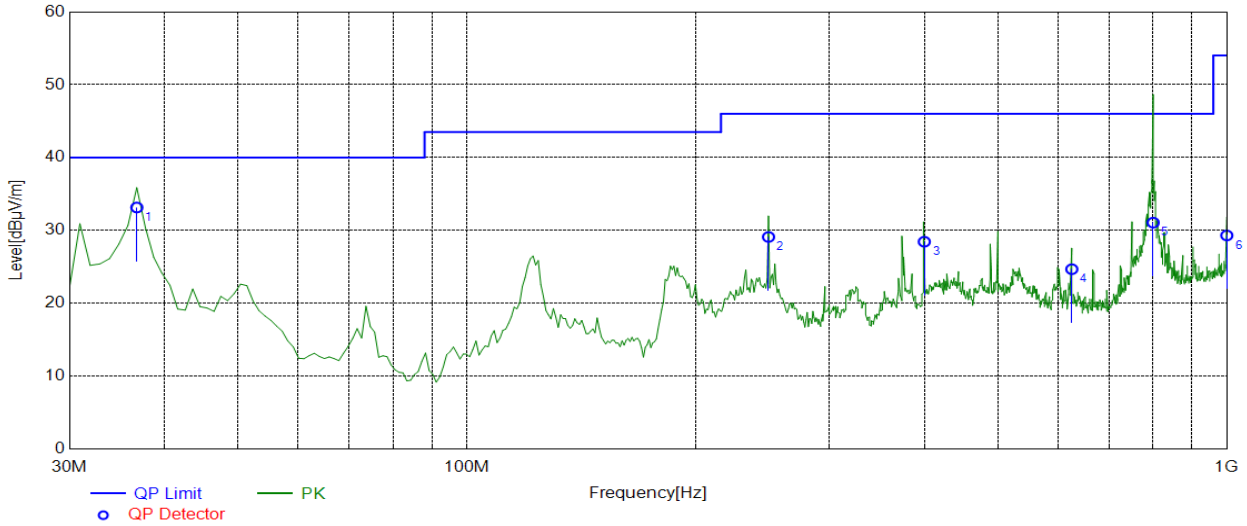

Final Data List								
NO.	Freq. [MHz]	Factor [dB/m]	QP Value [dBµV/m]	QP Limit [dBµV/m]	QP Margin [dB]	Height [cm]	Angle [°]	Polarity
1	36.7968	-16.35	33.15	40.00	6.85	100	104	Vertical
2	249.439	-17.33	29.10	46.00	16.90	100	99	Vertical
3	399.939	-13.56	28.45	46.00	17.55	100	332	Vertical
4	625.205	-9.13	24.68	46.00	21.32	100	309	Vertical
5	799.980	-6.46	31.07	46.00	14.93	100	30	Vertical
6	1000.00	-4.55	29.31	54.00	24.69	100	30	Vertical

Mode:	ant1 11ac20 5745	Voltage:	120V/60Hz

Test Graph

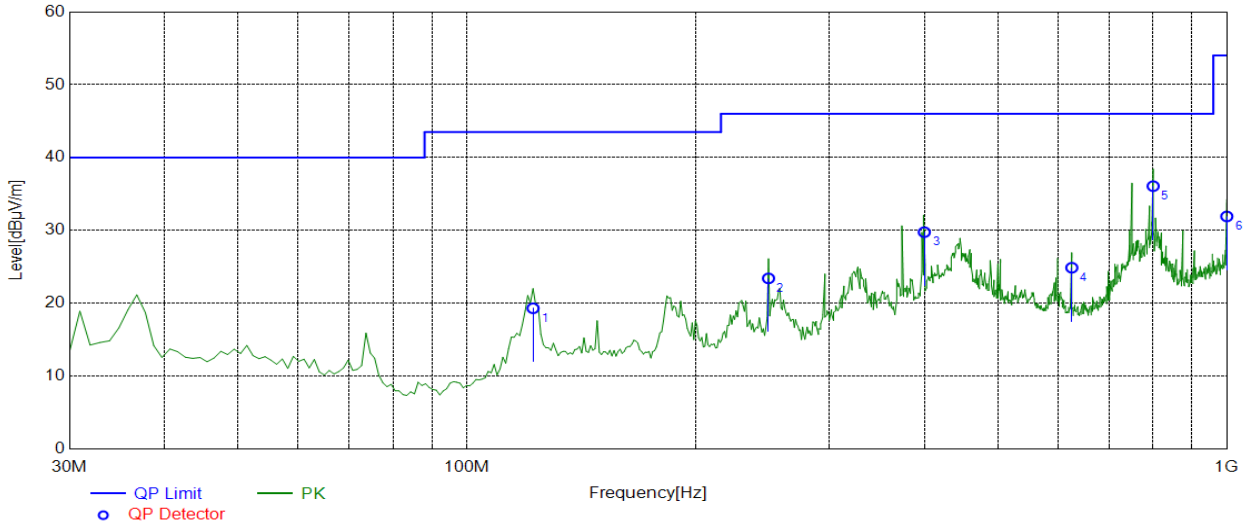

Final Data List								
NO.	Freq. [MHz]	Factor [dB/m]	QP Value [dBµV/m]	QP Limit [dBµV/m]	QP Margin [dB]	Height [cm]	Angle [°]	Polarity
1	122.242	-18.41	19.32	43.50	24.18	100	278	Horizontal
2	249.439	-17.33	23.42	46.00	22.58	100	42	Horizontal
3	399.939	-13.56	29.76	46.00	16.24	100	111	Horizontal
4	625.205	-9.13	24.88	46.00	21.12	100	134	Horizontal
5	799.980	-6.46	36.08	46.00	9.92	100	28	Horizontal
6	1000.00	-4.55	31.92	54.00	22.08	100	269	Horizontal

Mode:	ant1 11ac20 5785	Voltage:	120V/60Hz

Test Graph

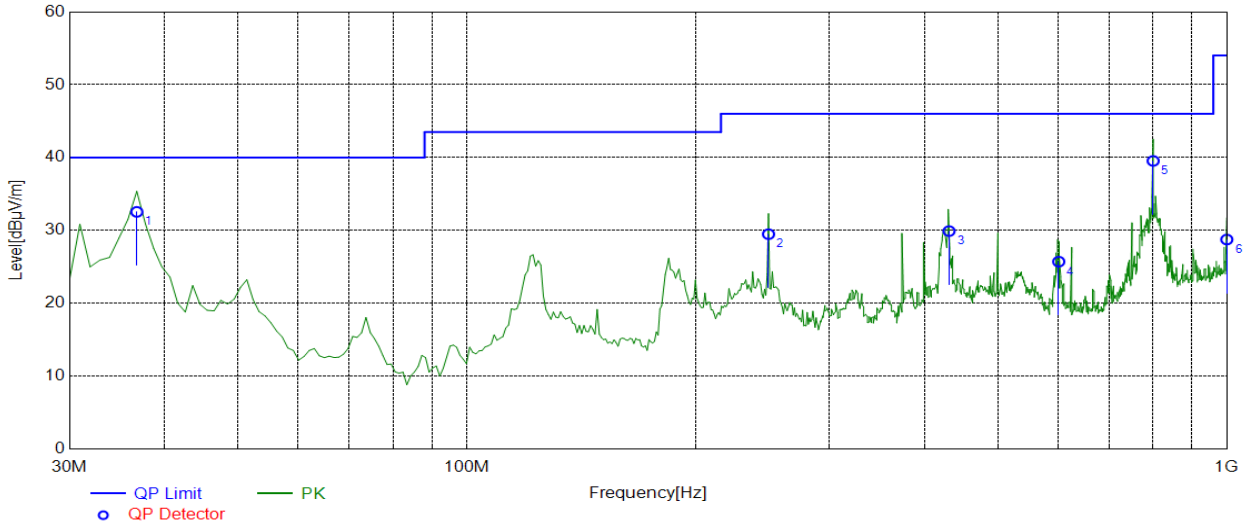

Final Data List								
NO.	Freq. [MHz]	Factor [dB/m]	QP Value [dBµV/m]	QP Limit [dBµV/m]	QP Margin [dB]	Height [cm]	Angle [°]	Polarity
1	36.7968	-16.35	32.55	40.00	7.45	100	73	Vertical
2	249.439	-17.33	29.49	46.00	16.51	100	114	Vertical
3	431.011	-12.91	29.91	46.00	16.09	100	332	Vertical
4	600.930	-9.37	25.72	46.00	20.28	100	26	Vertical
5	799.980	-6.46	39.54	46.00	6.46	100	183	Vertical
6	1000.00	-4.55	28.75	54.00	25.25	100	26	Vertical

Mode:	ant1 11ac20 5785	Voltage:	120V/60Hz

Test Graph

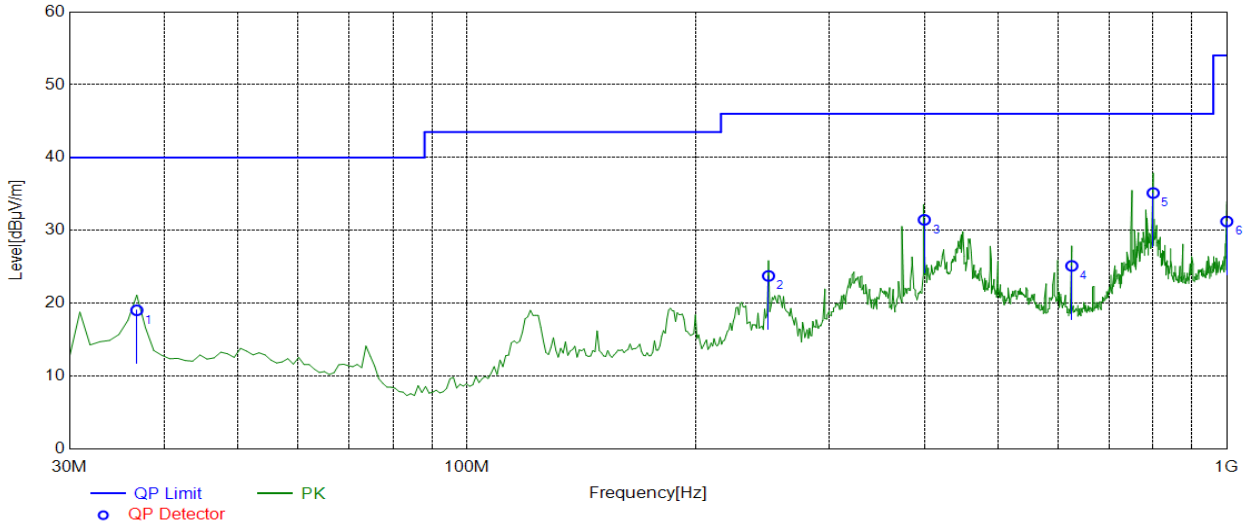

Final Data List								
NO.	Freq. [MHz]	Factor [dB/m]	QP Value [dBµV/m]	QP Limit [dBµV/m]	QP Margin [dB]	Height [cm]	Angle [°]	Polarity
1	36.7968	-16.35	19.04	40.00	20.96	100	355	Horizontal
2	249.439	-17.33	23.76	46.00	22.24	100	42	Horizontal
3	399.939	-13.56	31.46	46.00	14.54	100	184	Horizontal
4	625.205	-9.13	25.13	46.00	20.87	100	134	Horizontal
5	799.980	-6.46	35.14	46.00	10.86	100	51	Horizontal
6	1000.00	-4.55	31.23	54.00	22.77	100	264	Horizontal

Mode:	ant1 11ac20 5825	Voltage:	120V/60Hz

Test Graph

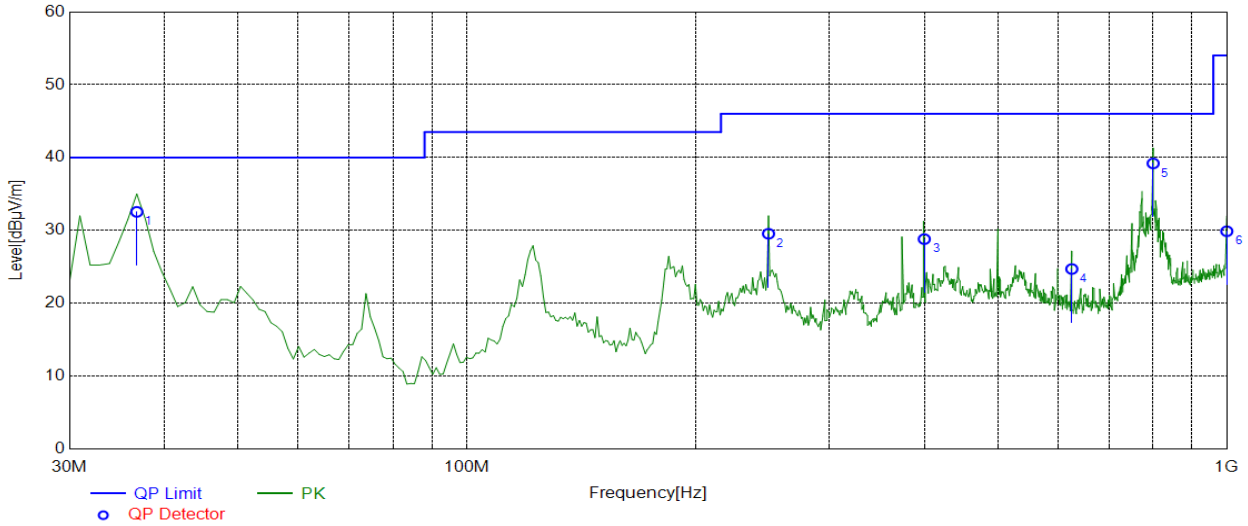

Final Data List								
NO.	Freq. [MHz]	Factor [dB/m]	QP Value [dBµV/m]	QP Limit [dBµV/m]	QP Margin [dB]	Height [cm]	Angle [°]	Polarity
1	36.7968	-16.35	32.55	40.00	7.45	100	55	Vertical
2	249.439	-17.33	29.55	46.00	16.45	100	101	Vertical
3	399.939	-13.56	28.81	46.00	17.19	100	4	Vertical
4	625.205	-9.13	24.71	46.00	21.29	100	327	Vertical
5	799.980	-6.46	39.20	46.00	6.80	100	189	Vertical
6	1000.00	-4.55	29.89	54.00	24.11	100	32	Vertical

Mode:	ant1 11ac20 5825	Voltage:	120V/60Hz

Test Graph

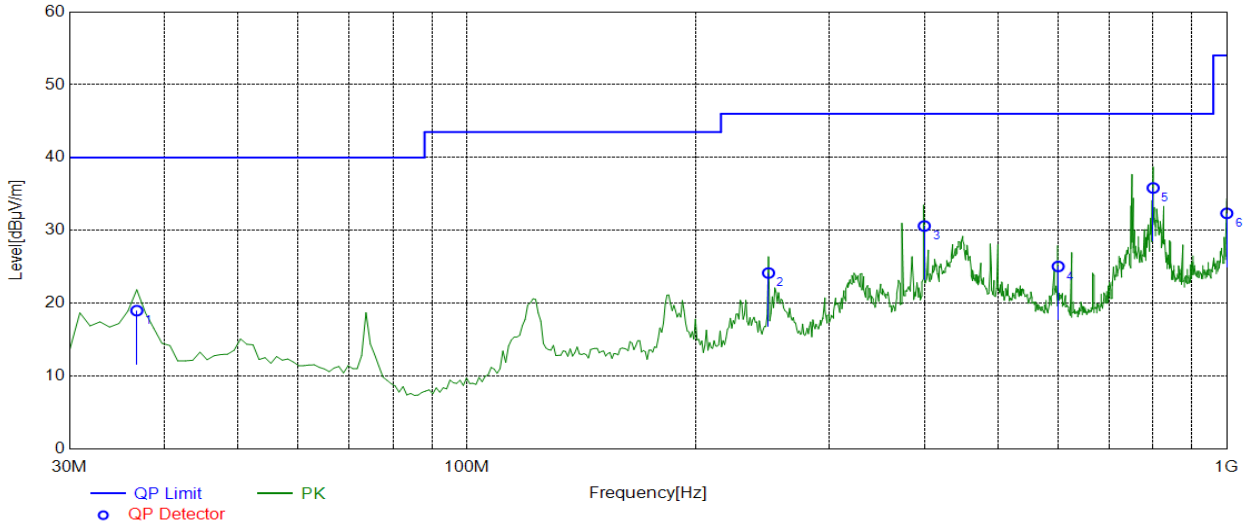

Final Data List								
NO.	Freq. [MHz]	Factor [dB/m]	QP Value [dBµV/m]	QP Limit [dBµV/m]	QP Margin [dB]	Height [cm]	Angle [°]	Polarity
1	36.7968	-16.35	18.99	40.00	21.01	100	28	Horizontal
2	249.439	-17.33	24.16	46.00	21.84	100	52	Horizontal
3	399.939	-13.56	30.61	46.00	15.39	100	135	Horizontal
4	599.960	-9.38	25.06	46.00	20.94	100	140	Horizontal
5	799.980	-6.46	35.83	46.00	10.17	100	310	Horizontal
6	1000.00	-4.55	32.35	54.00	21.65	100	265	Horizontal

Mode:	ant1 11n40 5190	Voltage:	120V/60Hz

Test Graph

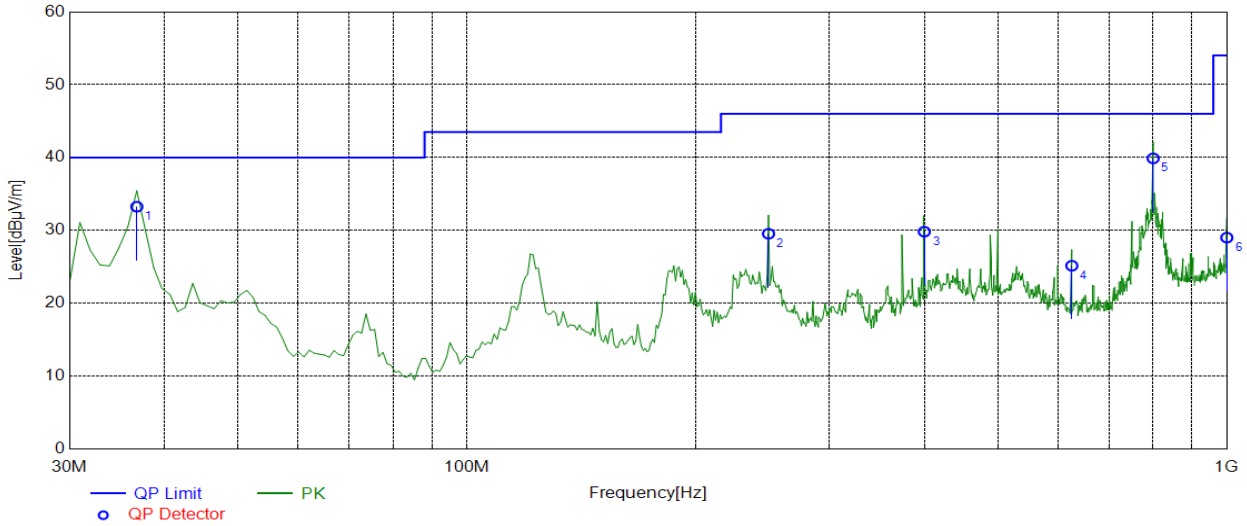

Final Data List								
NO.	Freq. [MHz]	Factor [dB/m]	QP Value [dBµV/m]	QP Limit [dBµV/m]	QP Margin [dB]	Height [cm]	Angle [°]	Polarity
1	36.7968	-16.35	33.26	40.00	6.74	100	60	Vertical
2	249.439	-17.33	29.55	46.00	16.45	100	125	Vertical
3	399.939	-13.56	29.83	46.00	16.17	100	2	Vertical
4	625.205	-9.13	25.16	46.00	20.84	100	313	Vertical
5	799.980	-6.46	39.89	46.00	6.11	100	51	Vertical
6	1000.00	-4.55	29.01	54.00	24.99	100	28	Vertical

Mode:	ant1 11n40 5190	Voltage:	120V/60Hz

Test Graph

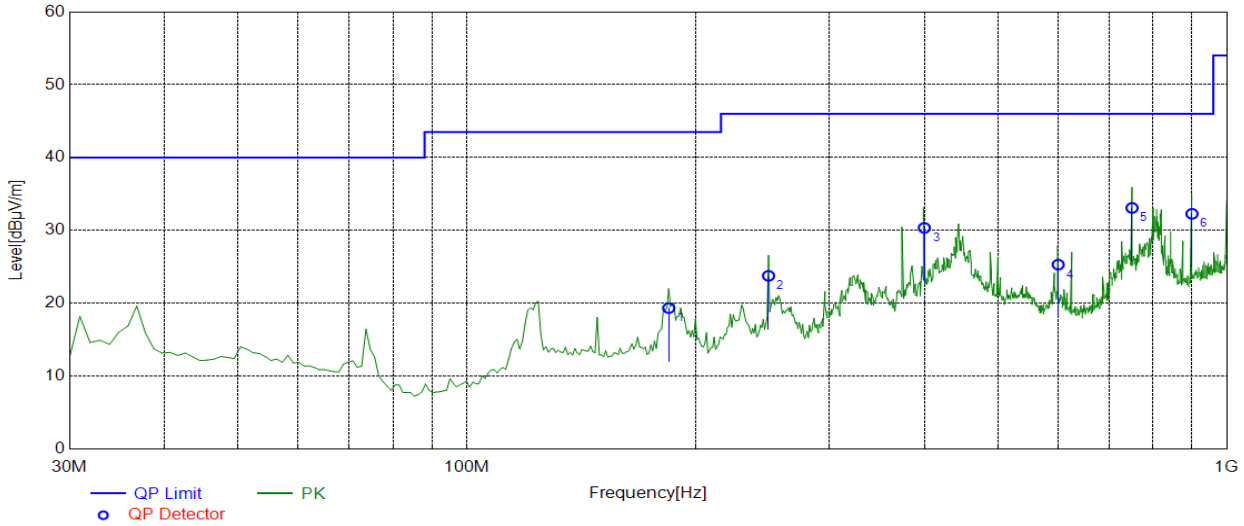

Final Data List								
NO.	Freq. [MHz]	Factor [dB/m]	QP Value [dBµV/m]	QP Limit [dBµV/m]	QP Margin [dB]	Height [cm]	Angle [°]	Polarity
1	184.384	-17.70	19.34	43.50	24.16	100	296	Horizontal
2	249.439	-17.33	23.77	46.00	22.23	100	47	Horizontal
3	399.939	-13.56	30.35	46.00	15.65	100	160	Horizontal
4	599.960	-9.38	25.31	46.00	20.69	100	319	Horizontal
5	750.460	-7.42	33.09	46.00	12.91	100	28	Horizontal
6	899.990	-5.68	32.28	46.00	13.72	100	131	Horizontal

Mode:	ant1 11n40 5230	Voltage:	120V/60Hz

Test Graph

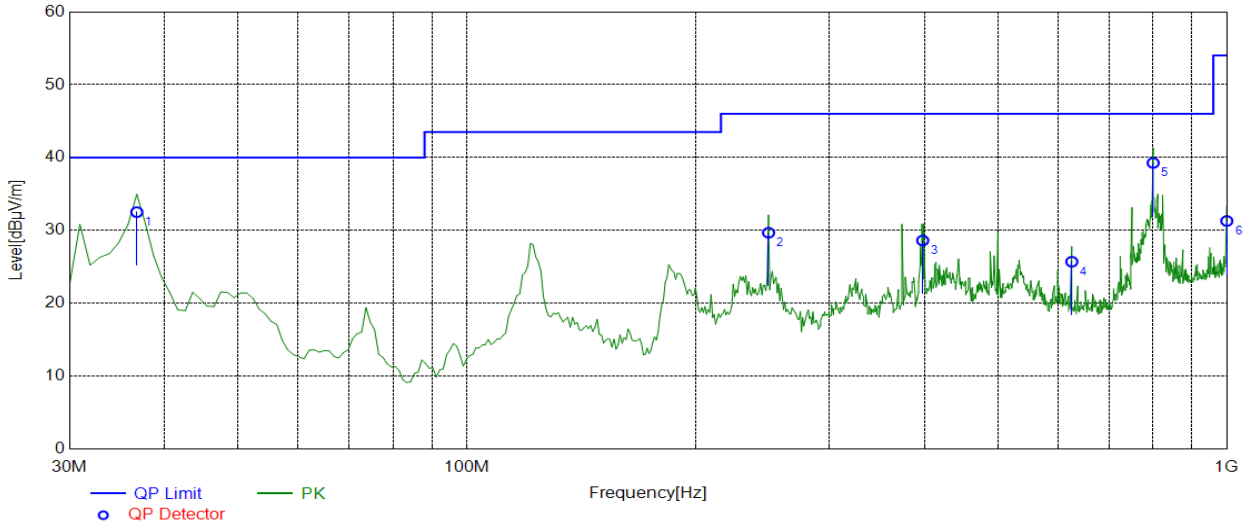

Final Data List								
NO.	Freq. [MHz]	Factor [dB/m]	QP Value [dBµV/m]	QP Limit [dBµV/m]	QP Margin [dB]	Height [cm]	Angle [°]	Polarity
1	36.7968	-16.35	32.52	40.00	7.48	100	65	Vertical
2	249.439	-17.33	29.69	46.00	16.31	100	115	Vertical
3	397.998	-13.60	28.62	46.00	17.38	100	2	Vertical
4	625.205	-9.13	25.71	46.00	20.29	100	332	Vertical
5	799.980	-6.46	39.27	46.00	6.73	100	197	Vertical
6	1000.00	-4.55	31.30	54.00	22.70	100	332	Vertical

Mode:	ant1 11n40 5230	Voltage:	120V/60Hz

Test Graph

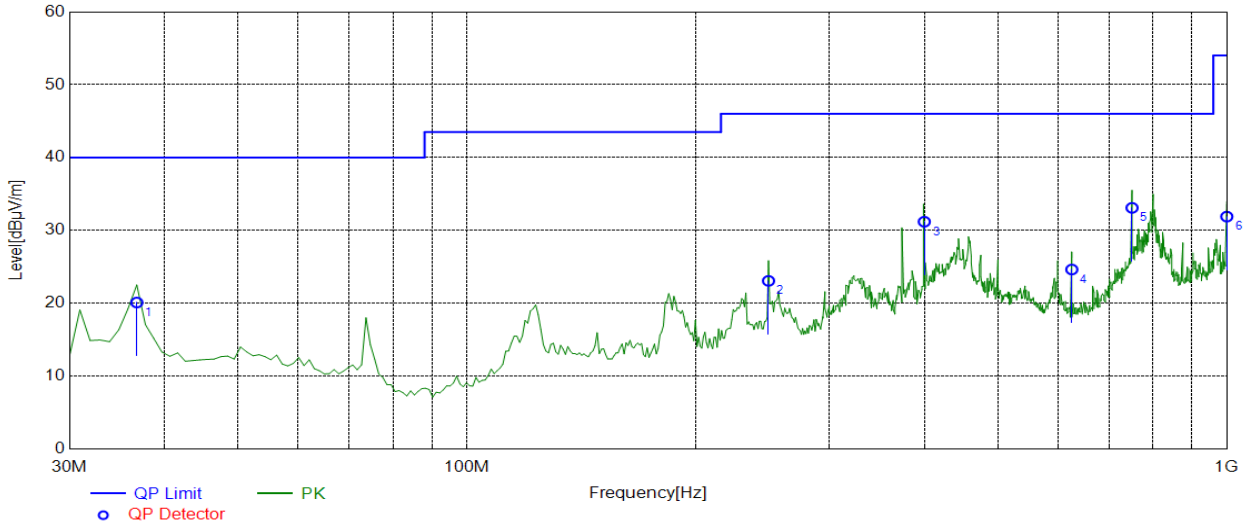

Final Data List								
NO.	Freq. [MHz]	Factor [dB/m]	QP Value [dBµV/m]	QP Limit [dBµV/m]	QP Margin [dB]	Height [cm]	Angle [°]	Polarity
1	36.7968	-16.35	20.11	40.00	19.89	100	28	Horizontal
2	249.439	-17.33	23.08	46.00	22.92	100	305	Horizontal
3	399.939	-13.56	31.20	46.00	14.80	100	188	Horizontal
4	625.205	-9.13	24.64	46.00	21.36	100	141	Horizontal
5	750.460	-7.42	33.10	46.00	12.90	100	33	Horizontal
6	1000.00	-4.55	31.90	54.00	22.10	100	268	Horizontal

Mode:	ant1 11n40 5755	Voltage:	120V/60Hz

Test Graph

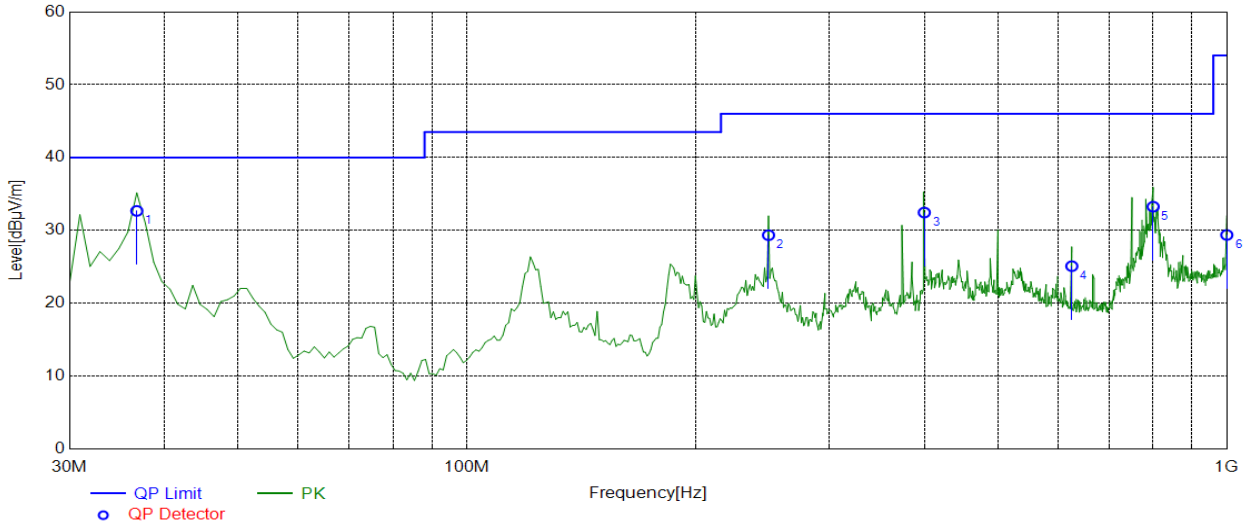

Final Data List								
NO.	Freq. [MHz]	Factor [dB/m]	QP Value [dBµV/m]	QP Limit [dBµV/m]	QP Margin [dB]	Height [cm]	Angle [°]	Polarity
1	36.7968	-16.35	32.68	40.00	7.32	100	41	Vertical
2	249.439	-17.33	29.35	46.00	16.65	100	281	Vertical
3	399.939	-13.56	32.46	46.00	13.54	100	332	Vertical
4	625.205	-9.13	25.10	46.00	20.90	100	327	Vertical
5	799.980	-6.46	33.26	46.00	12.74	100	244	Vertical
6	1000.00	-4.55	29.38	54.00	24.62	100	332	Vertical

Mode:	ant1 11n40 5755	Voltage:	120V/60Hz

Test Graph

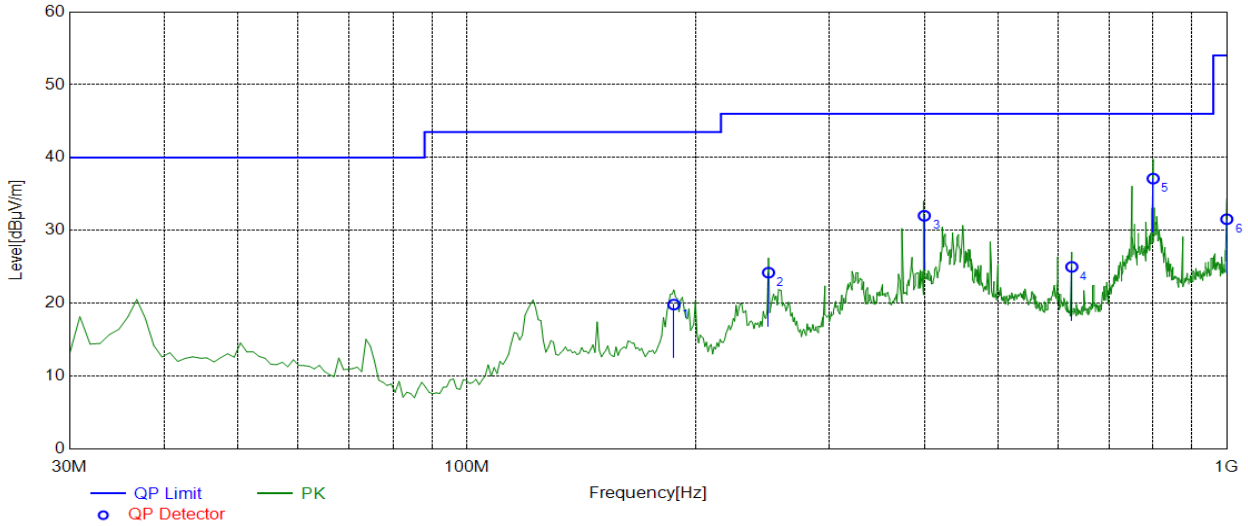

Final Data List								
NO.	Freq. [MHz]	Factor [dB/m]	QP Value [dBµV/m]	QP Limit [dBµV/m]	QP Margin [dB]	Height [cm]	Angle [°]	Polarity
1	187.297	-17.94	19.83	43.50	23.67	100	277	Horizontal
2	249.439	-17.33	24.21	46.00	21.79	100	38	Horizontal
3	399.939	-13.56	32.02	46.00	13.98	100	180	Horizontal
4	625.205	-9.13	25.00	46.00	21.00	100	139	Horizontal
5	799.980	-6.46	37.11	46.00	8.89	100	354	Horizontal
6	1000.00	-4.55	31.54	54.00	22.46	100	268	Horizontal

Mode:	ant1 11n40 5795	Voltage:	120V/60Hz

Test Graph

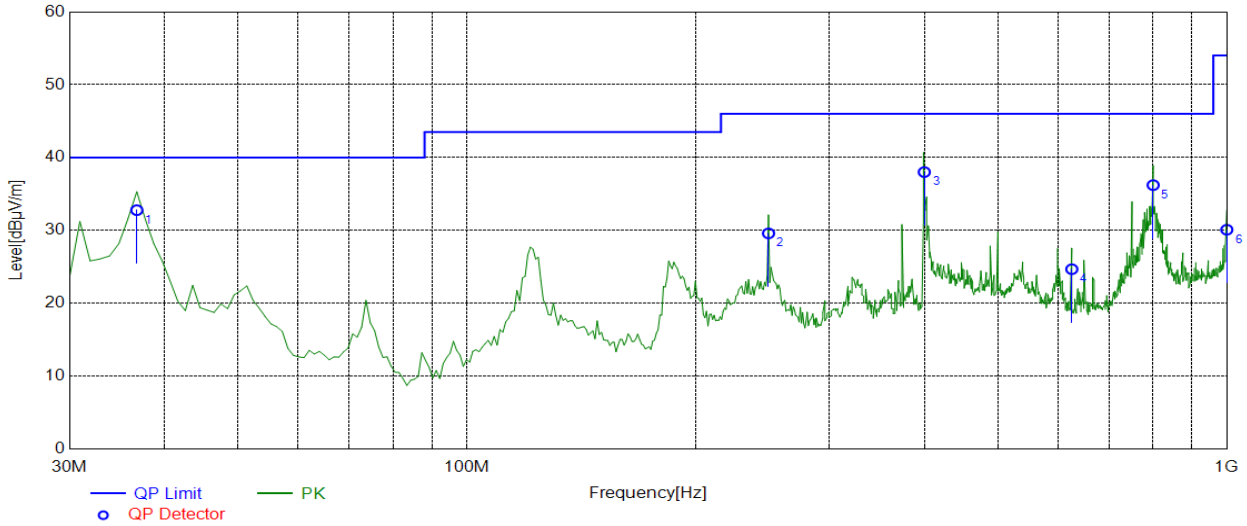

Final Data List								
NO.	Freq. [MHz]	Factor [dB/m]	QP Value [dBµV/m]	QP Limit [dBµV/m]	QP Margin [dB]	Height [cm]	Angle [°]	Polarity
1	36.7968	-16.35	32.78	40.00	7.22	100	70	Vertical
2	249.439	-17.33	29.60	46.00	16.40	100	117	Vertical
3	399.939	-13.56	38.01	46.00	7.99	100	332	Vertical
4	625.205	-9.13	24.68	46.00	21.32	100	332	Vertical
5	799.980	-6.46	36.22	46.00	9.78	100	206	Vertical
6	1000.00	-4.55	30.10	54.00	23.90	100	332	Vertical

Mode:	ant1 11n40 5795	Voltage:	120V/60Hz

Test Graph

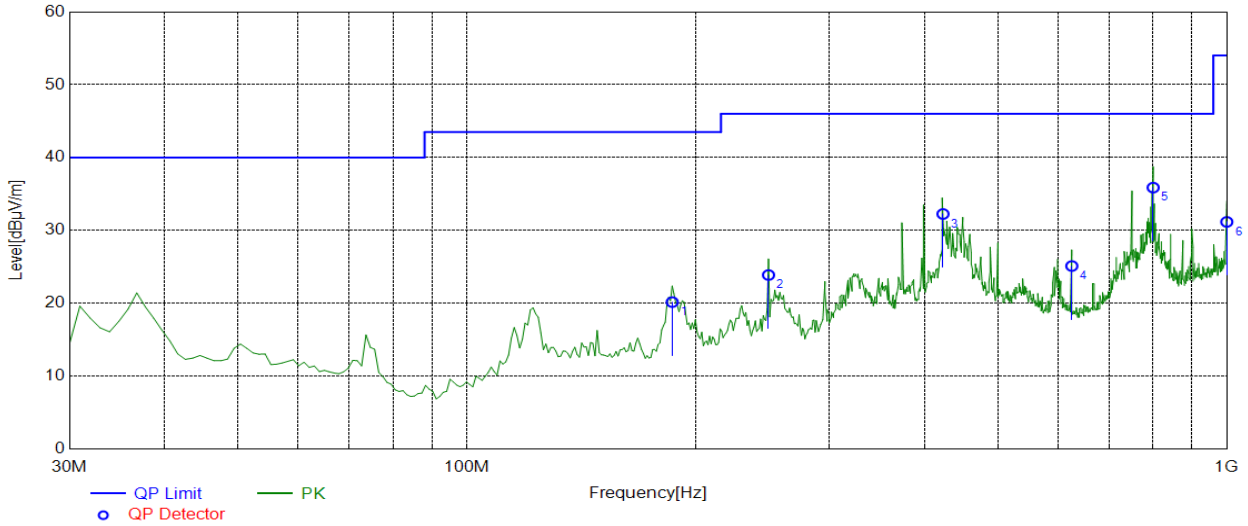

Final Data List								
NO.	Freq. [MHz]	Factor [dB/m]	QP Value [dBµV/m]	QP Limit [dBµV/m]	QP Margin [dB]	Height [cm]	Angle [°]	Polarity
1	186.326	-17.86	20.17	43.50	23.33	100	338	Horizontal
2	249.439	-17.33	23.88	46.00	22.12	100	52	Horizontal
3	423.243	-13.07	32.26	46.00	13.74	100	360	Horizontal
4	625.205	-9.13	25.12	46.00	20.88	100	145	Horizontal
5	799.980	-6.46	35.88	46.00	10.12	100	61	Horizontal
6	1000.00	-4.55	31.17	54.00	22.83	100	278	Horizontal

Mode:	ant1 11ac40 5190	Voltage:	120V/60Hz

Test Graph

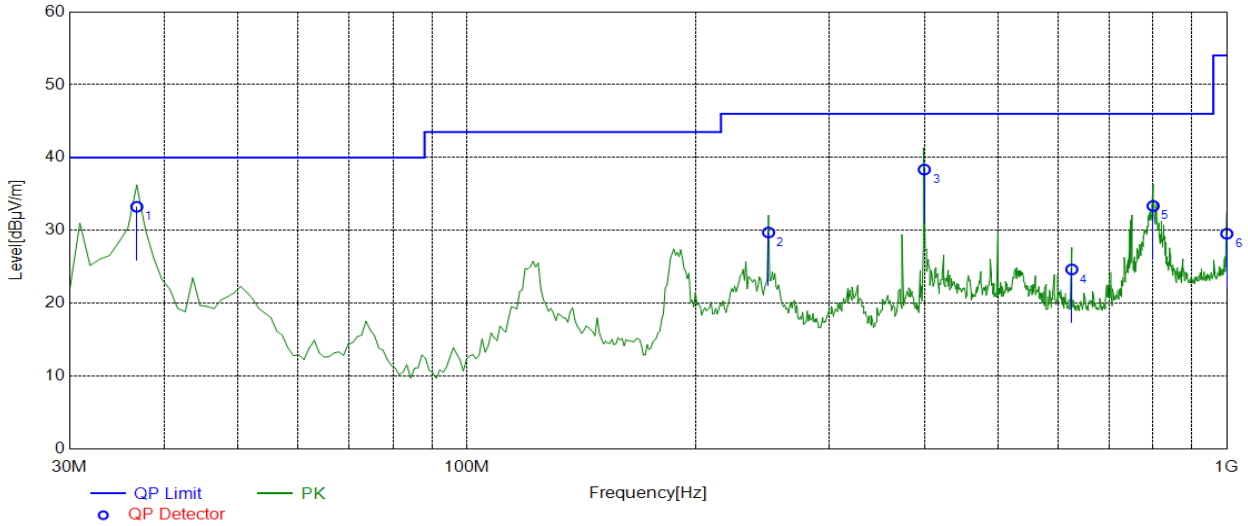

Final Data List								
NO.	Freq. [MHz]	Factor [dB/m]	QP Value [dBµV/m]	QP Limit [dBµV/m]	QP Margin [dB]	Height [cm]	Angle [°]	Polarity
1	36.7968	-16.35	33.25	40.00	6.75	100	66	Vertical
2	249.439	-17.33	29.72	46.00	16.28	100	118	Vertical
3	399.939	-13.56	38.35	46.00	7.65	100	19	Vertical
4	625.205	-9.13	24.65	46.00	21.35	100	322	Vertical
5	799.980	-6.46	33.36	46.00	12.64	100	212	Vertical
6	1000.00	-4.55	29.54	54.00	24.46	100	28	Vertical

Mode:	ant1 11ac40 5190	Voltage:	120V/60Hz

Test Graph

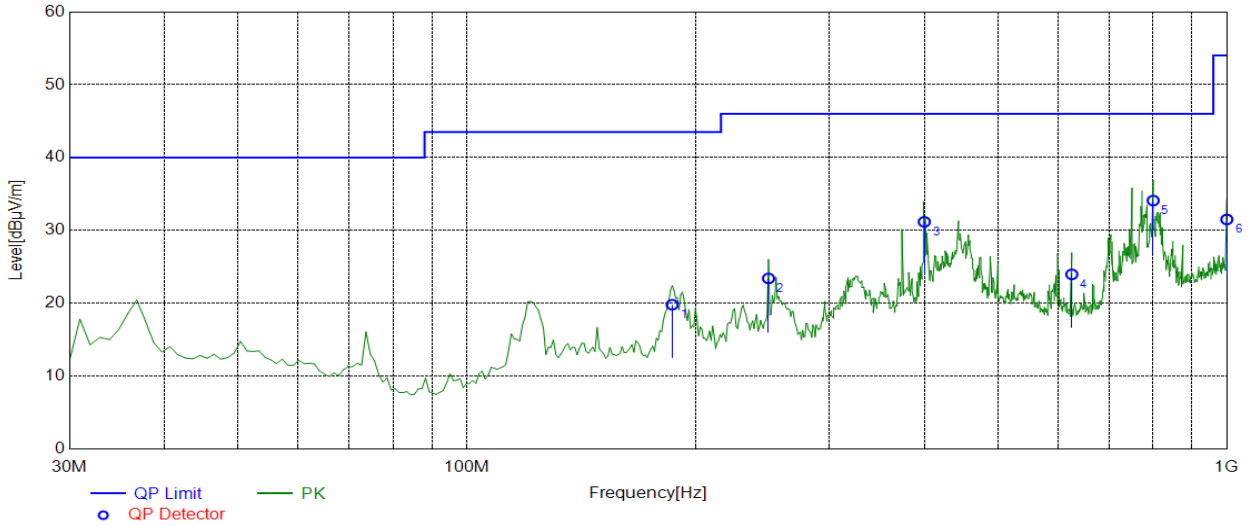

Final Data List								
NO.	Freq. [MHz]	Factor [dB/m]	QP Value [dBµV/m]	QP Limit [dBµV/m]	QP Margin [dB]	Height [cm]	Angle [°]	Polarity
1	186.326	-17.86	19.81	43.50	23.69	100	103	Horizontal
2	249.439	-17.33	23.41	46.00	22.59	100	38	Horizontal
3	399.939	-13.56	31.18	46.00	14.82	100	135	Horizontal
4	625.205	-9.13	23.97	46.00	22.03	100	131	Horizontal
5	799.980	-6.46	34.10	46.00	11.90	100	237	Horizontal
6	1000.00	-4.55	31.51	54.00	22.49	100	269	Horizontal

Mode:	ant1 11ac40 5230	Voltage:	120V/60Hz

Test Graph

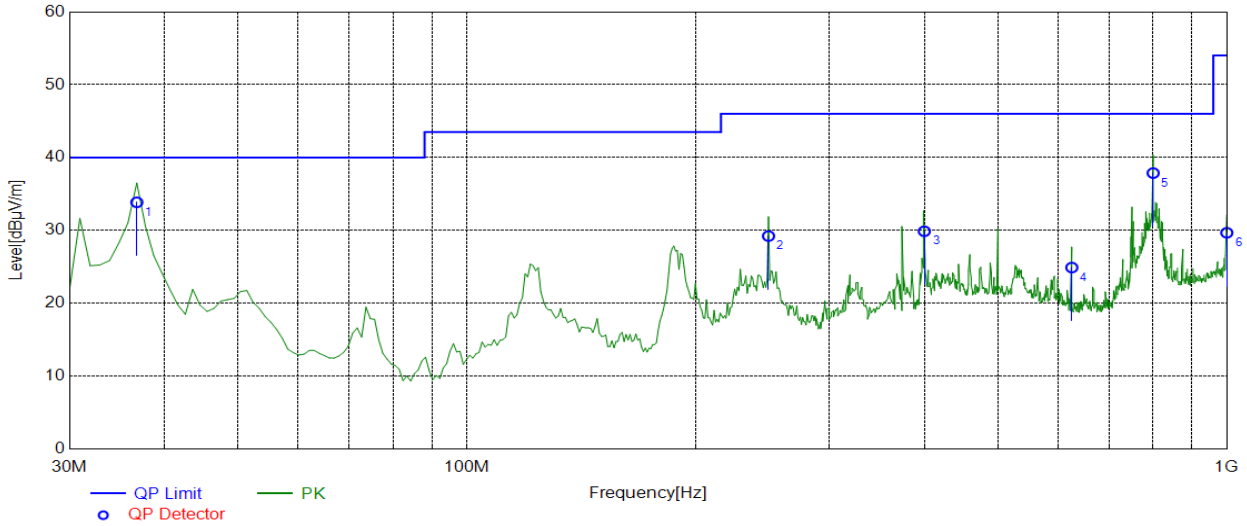

Final Data List								
NO.	Freq. [MHz]	Factor [dB/m]	QP Value [dBµV/m]	QP Limit [dBµV/m]	QP Margin [dB]	Height [cm]	Angle [°]	Polarity
1	36.7968	-16.35	33.86	40.00	6.14	100	70	Vertical
2	249.439	-17.33	29.23	46.00	16.77	100	101	Vertical
3	399.939	-13.56	29.89	46.00	16.11	100	332	Vertical
4	625.205	-9.13	24.91	46.00	21.09	100	327	Vertical
5	799.980	-6.46	37.87	46.00	8.13	100	267	Vertical
6	1000.00	-4.55	29.68	54.00	24.32	100	332	Vertical

Mode:	ant1 11ac40 5230	Voltage:	120V/60Hz

Test Graph

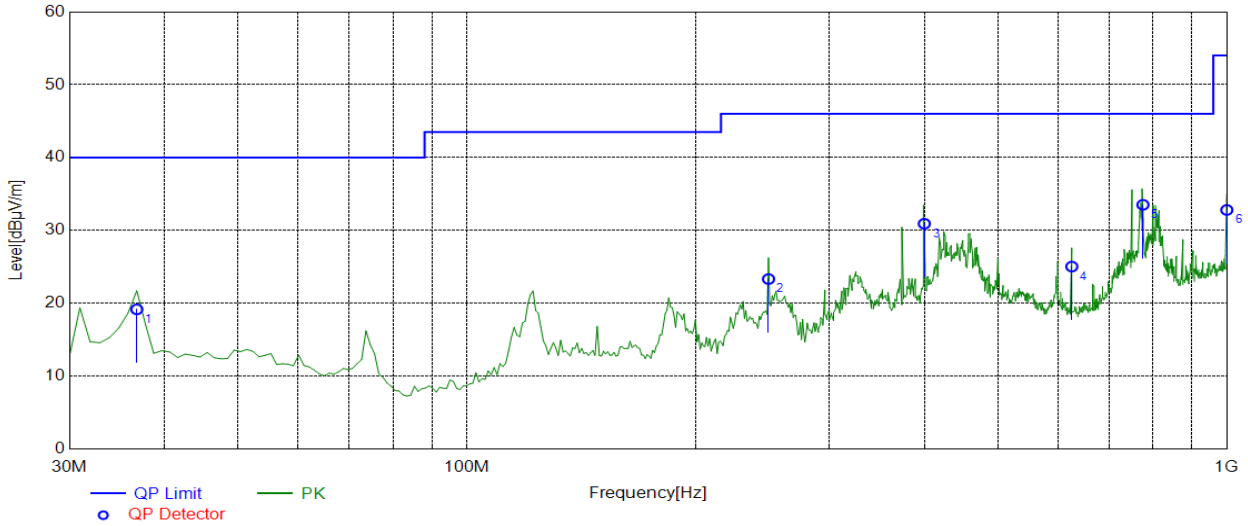

Final Data List								
NO.	Freq. [MHz]	Factor [dB/m]	QP Value [dBµV/m]	QP Limit [dBµV/m]	QP Margin [dB]	Height [cm]	Angle [°]	Polarity
1	36.7968	-16.35	19.17	40.00	20.83	100	75	Horizontal
2	249.439	-17.33	23.33	46.00	22.67	100	28	Horizontal
3	399.939	-13.56	30.92	46.00	15.08	100	154	Horizontal
4	625.205	-9.13	25.04	46.00	20.96	100	131	Horizontal
5	775.705	-6.93	33.52	46.00	12.48	100	48	Horizontal
6	1000.00	-4.55	32.81	54.00	21.19	100	262	Horizontal

Mode:	ant1 11ac40 5755	Voltage:	120V/60Hz

Test Graph

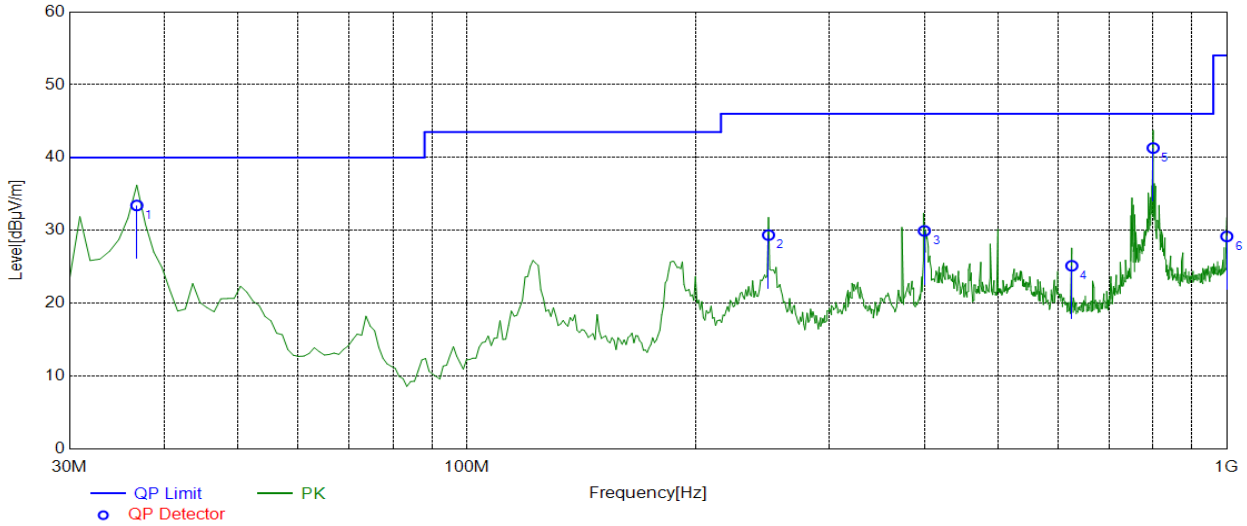

Final Data List								
NO.	Freq. [MHz]	Factor [dB/m]	QP Value [dBµV/m]	QP Limit [dBµV/m]	QP Margin [dB]	Height [cm]	Angle [°]	Polarity
1	36.7968	-16.35	33.43	40.00	6.57	100	65	Vertical
2	249.439	-17.33	29.36	46.00	16.64	100	119	Vertical
3	399.939	-13.56	29.94	46.00	16.06	100	332	Vertical
4	625.205	-9.13	25.15	46.00	20.85	100	317	Vertical
5	799.980	-6.46	41.31	46.00	4.69	100	18	Vertical
6	1000.00	-4.55	29.18	54.00	24.82	100	23	Vertical

Mode:	ant1 11ac40 5755	Voltage:	120V/60Hz

Test Graph

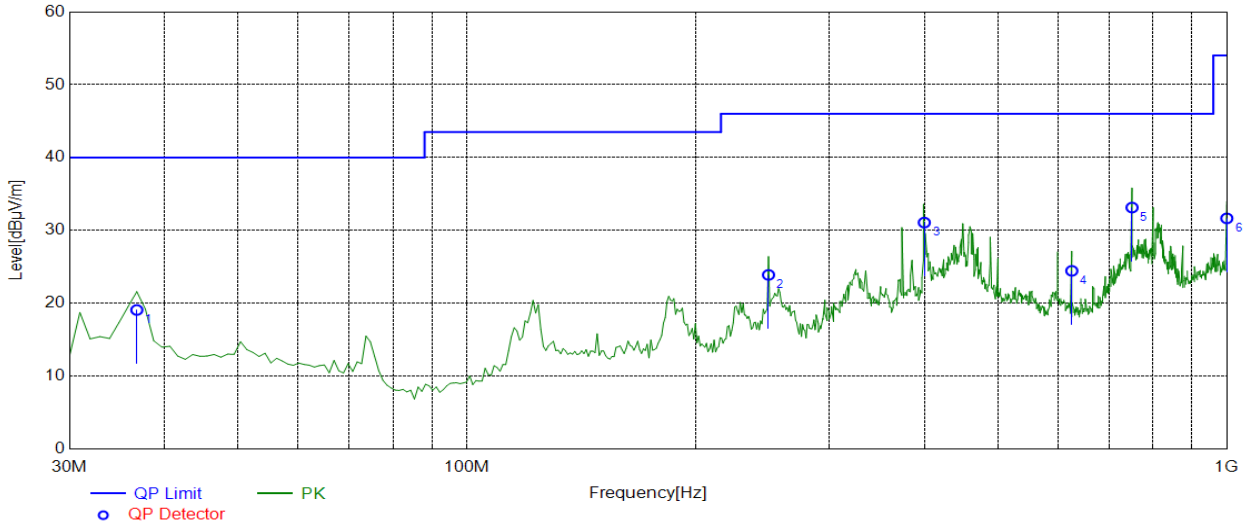

Final Data List								
NO.	Freq. [MHz]	Factor [dB/m]	QP Value [dBµV/m]	QP Limit [dBµV/m]	QP Margin [dB]	Height [cm]	Angle [°]	Polarity
1	36.7968	-16.35	19.08	40.00	20.92	100	33	Horizontal
2	249.439	-17.33	23.90	46.00	22.10	100	55	Horizontal
3	399.939	-13.56	31.08	46.00	14.92	100	132	Horizontal
4	625.205	-9.13	24.46	46.00	21.54	100	132	Horizontal
5	750.460	-7.42	33.14	46.00	12.86	100	37	Horizontal
6	1000.00	-4.55	31.66	54.00	22.34	100	267	Horizontal

Mode:	ant1 11ac40 5795	Voltage:	120V/60Hz

Test Graph

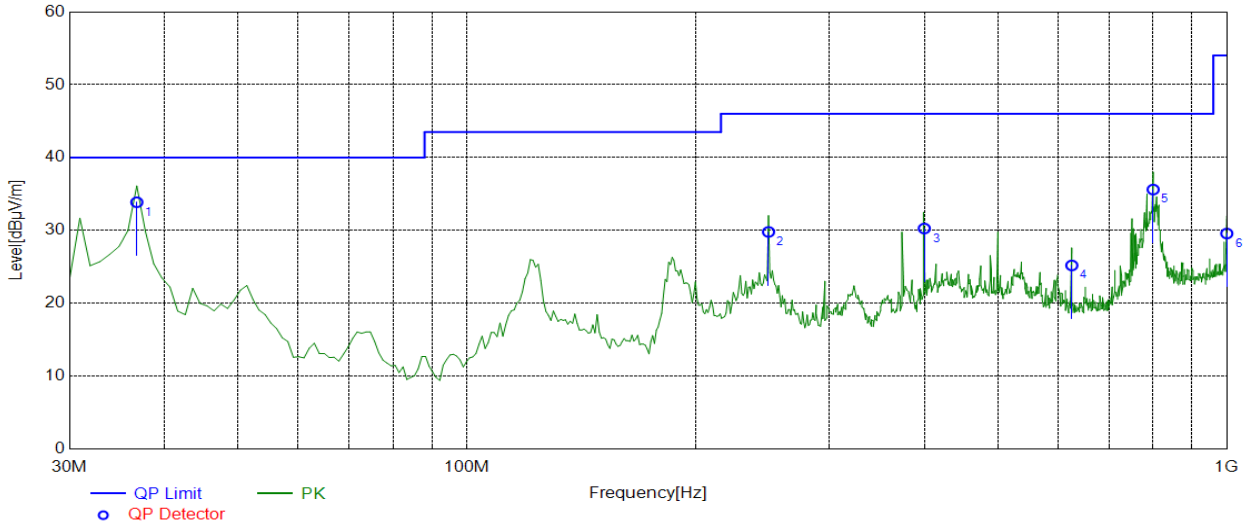

Final Data List								
NO.	Freq. [MHz]	Factor [dB/m]	QP Value [dBµV/m]	QP Limit [dBµV/m]	QP Margin [dB]	Height [cm]	Angle [°]	Polarity
1	36.7968	-16.35	33.87	40.00	6.13	100	44	Vertical
2	249.439	-17.33	29.80	46.00	16.20	100	105	Vertical
3	399.939	-13.56	30.26	46.00	15.74	100	332	Vertical
4	625.205	-9.13	25.20	46.00	20.80	100	332	Vertical
5	799.980	-6.46	35.61	46.00	10.39	100	34	Vertical
6	1000.00	-4.55	29.58	54.00	24.42	100	332	Vertical

Mode:	ant1 11ac40 5795	Voltage:	120V/60Hz

Test Graph

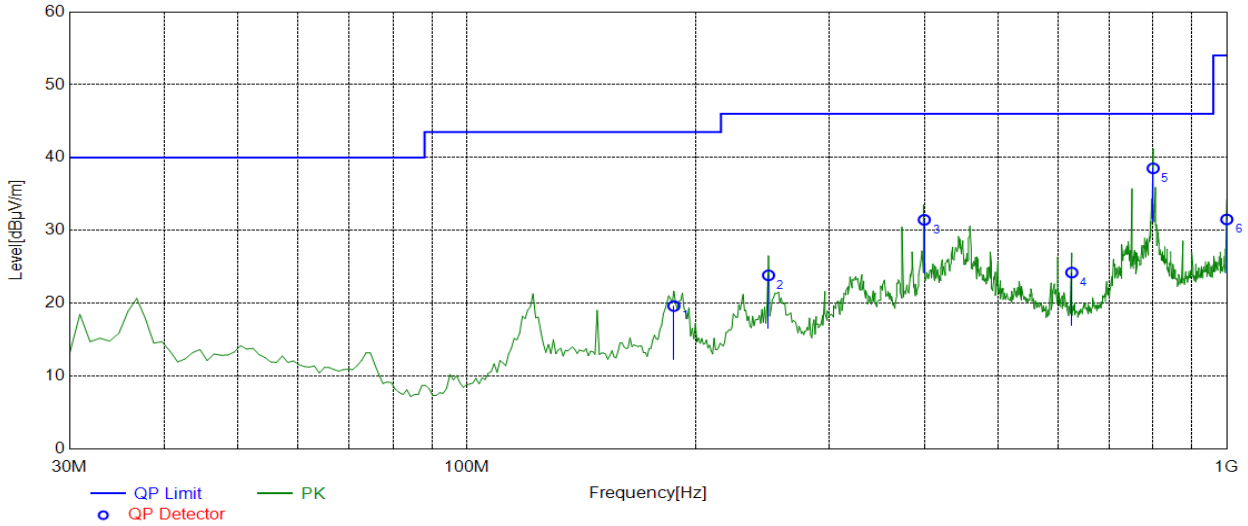

Final Data List								
NO.	Freq. [MHz]	Factor [dB/m]	QP Value [dBµV/m]	QP Limit [dBµV/m]	QP Margin [dB]	Height [cm]	Angle [°]	Polarity
1	187.297	-17.94	19.62	43.50	23.88	100	121	Horizontal
2	249.439	-17.33	23.84	46.00	22.16	100	42	Horizontal
3	399.939	-13.56	31.46	46.00	14.54	100	144	Horizontal
4	625.205	-9.13	24.22	46.00	21.78	100	140	Horizontal
5	799.980	-6.46	38.52	46.00	7.48	100	356	Horizontal
6	1000.00	-4.55	31.51	54.00	22.49	100	265	Horizontal

Mode:	ant1 11ac80 5210	Voltage:	120V/60Hz

Test Graph

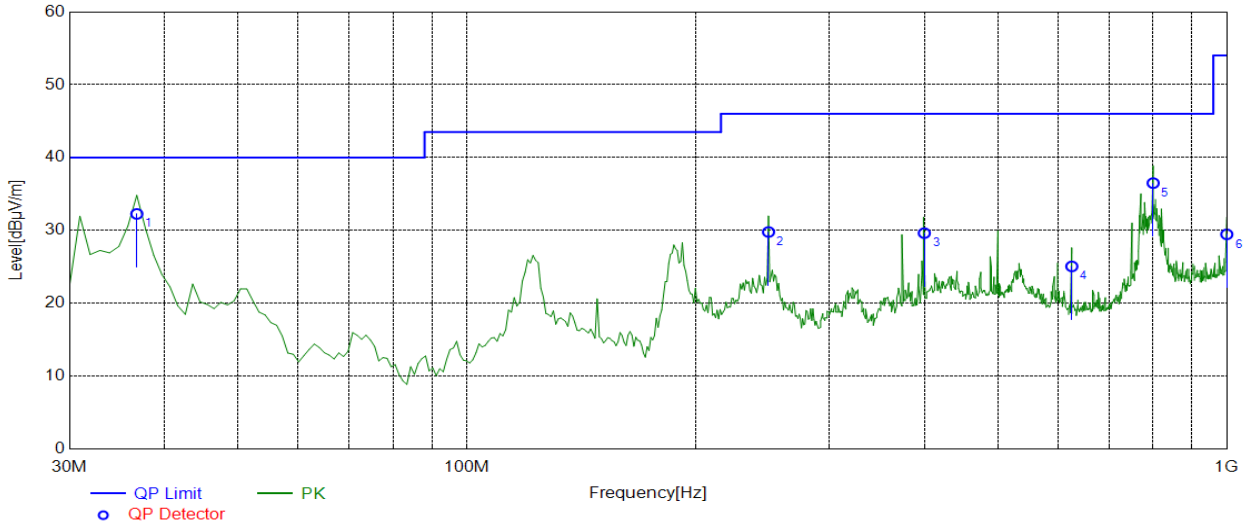

Final Data List								
NO.	Freq. [MHz]	Factor [dB/m]	QP Value [dBµV/m]	QP Limit [dBµV/m]	QP Margin [dB]	Height [cm]	Angle [°]	Polarity
1	36.7968	-16.35	32.27	40.00	7.73	100	65	Vertical
2	249.439	-17.33	29.79	46.00	16.21	100	102	Vertical
3	399.939	-13.56	29.63	46.00	16.37	100	332	Vertical
4	625.205	-9.13	25.07	46.00	20.93	100	318	Vertical
5	799.980	-6.46	36.50	46.00	9.50	100	0	Vertical
6	1000.00	-4.55	29.46	54.00	24.54	100	24	Vertical

Mode:	ant1 11ac80 5210	Voltage:	120V/60Hz

Test Graph

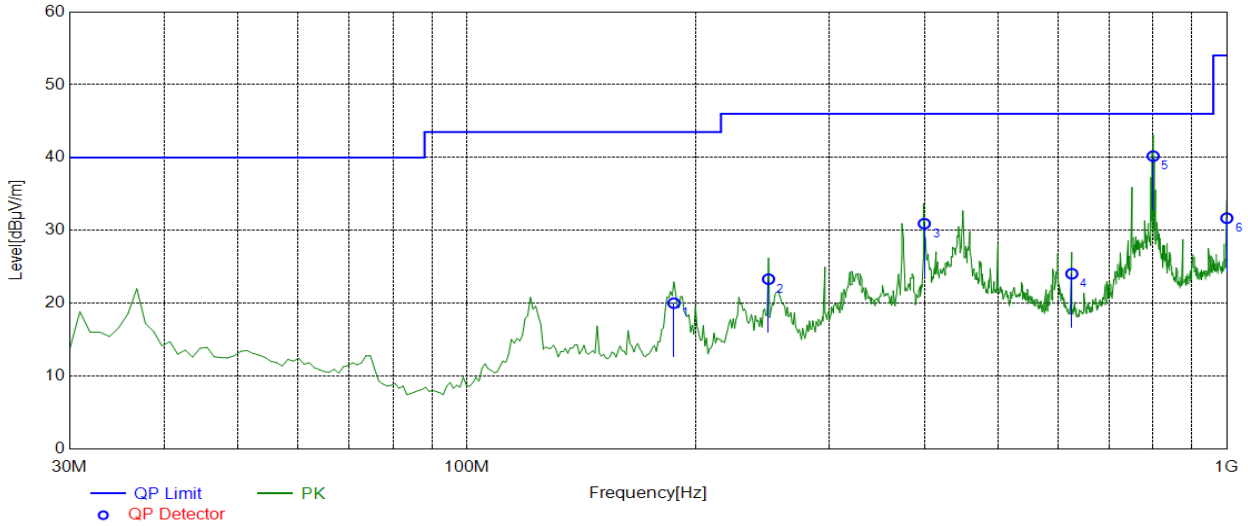

Final Data List								
NO.	Freq. [MHz]	Factor [dB/m]	QP Value [dBµV/m]	QP Limit [dBµV/m]	QP Margin [dB]	Height [cm]	Angle [°]	Polarity
1	187.297	-17.94	20.02	43.50	23.48	100	309	Horizontal
2	249.439	-17.33	23.31	46.00	22.69	100	51	Horizontal
3	399.939	-13.56	30.93	46.00	15.07	100	204	Horizontal
4	625.205	-9.13	24.06	46.00	21.94	100	134	Horizontal
5	799.980	-6.46	40.20	46.00	5.80	100	46	Horizontal
6	1000.00	-4.55	31.68	54.00	22.32	100	268	Horizontal

Mode:	ant1 11ac80 5755	Voltage:	120V/60Hz

Test Graph

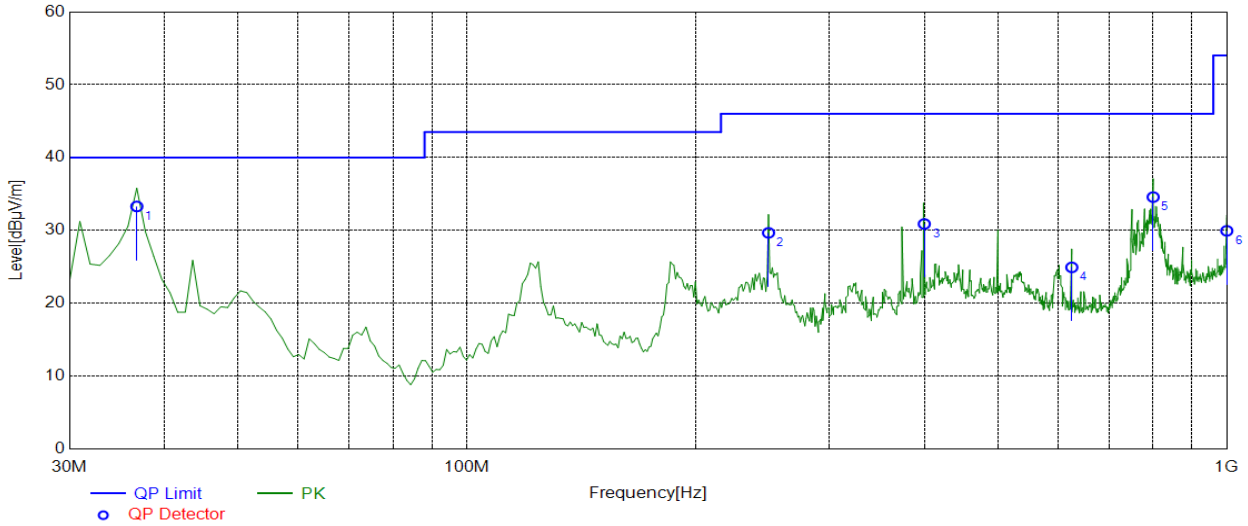

Final Data List								
NO.	Freq. [MHz]	Factor [dB/m]	QP Value [dBµV/m]	QP Limit [dBµV/m]	QP Margin [dB]	Height [cm]	Angle [°]	Polarity
1	36.7968	-16.35	33.29	40.00	6.71	100	77	Vertical
2	249.439	-17.33	29.67	46.00	16.33	100	104	Vertical
3	399.939	-13.56	30.89	46.00	15.11	100	332	Vertical
4	625.205	-9.13	24.93	46.00	21.07	100	327	Vertical
5	799.980	-6.46	34.58	46.00	11.42	100	0	Vertical
6	1000.00	-4.55	29.95	54.00	24.05	100	26	Vertical

Mode:	ant1 11ac80 5755	Voltage:	120V/60Hz

Test Graph

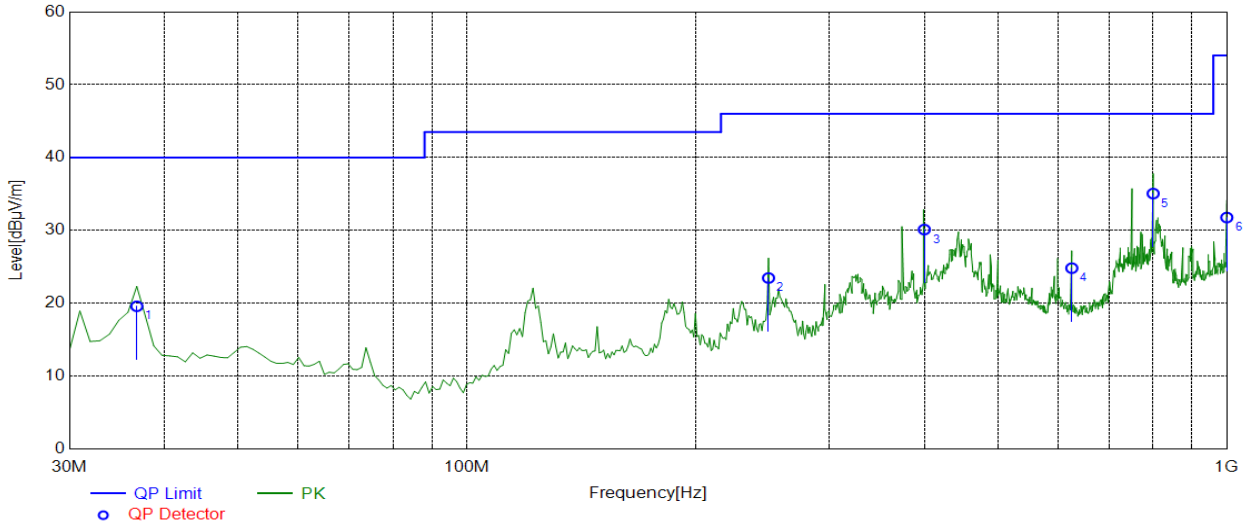

Final Data List								
NO.	Freq. [MHz]	Factor [dB/m]	QP Value [dBµV/m]	QP Limit [dBµV/m]	QP Margin [dB]	Height [cm]	Angle [°]	Polarity
1	36.7968	-16.35	19.59	40.00	20.41	100	28	Horizontal
2	249.439	-17.33	23.47	46.00	22.53	100	42	Horizontal
3	399.939	-13.56	30.12	46.00	15.88	100	170	Horizontal
4	625.205	-9.13	24.82	46.00	21.18	100	142	Horizontal
5	799.980	-6.46	35.06	46.00	10.94	100	231	Horizontal
6	1000.00	-4.55	31.77	54.00	22.23	100	273	Horizontal

Mode:	ant2 11a 5180	Voltage:	120V/60Hz

Test Graph

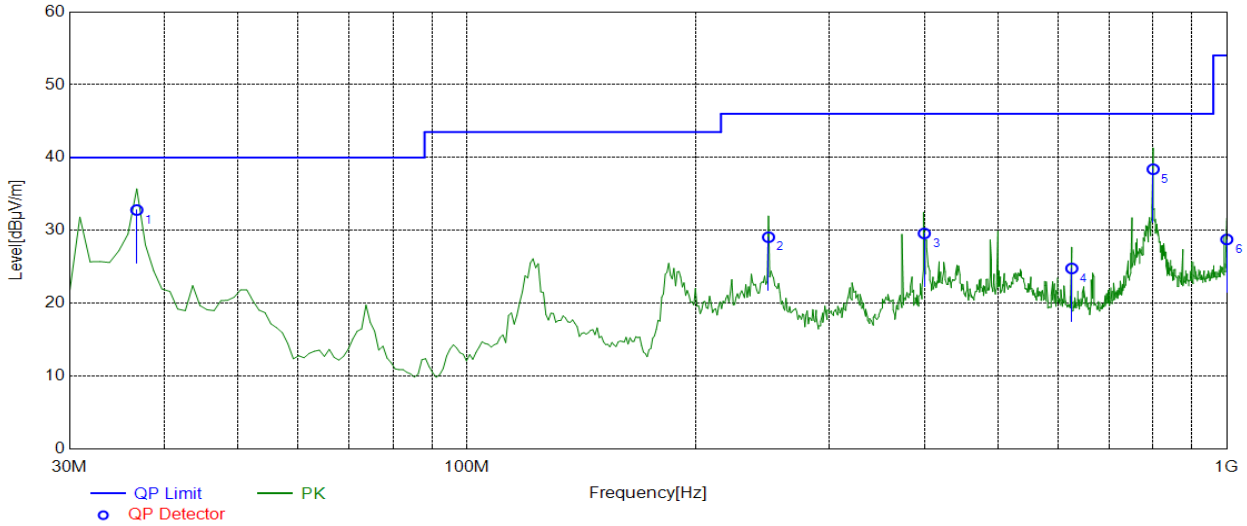

Final Data List								
NO.	Freq. [MHz]	Factor [dB/m]	QP Value [dBµV/m]	QP Limit [dBµV/m]	QP Margin [dB]	Height [cm]	Angle [°]	Polarity
1	36.7968	-16.35	32.80	40.00	7.20	100	102	Vertical
2	249.439	-17.33	29.07	46.00	16.93	100	97	Vertical
3	399.939	-13.56	29.59	46.00	16.41	100	294	Vertical
4	625.205	-9.13	24.78	46.00	21.22	100	327	Vertical
5	799.980	-6.46	38.40	46.00	7.60	100	332	Vertical
6	1000.00	-4.55	28.76	54.00	25.24	100	24	Vertical

Mode:	ant2 11a 5180	Voltage:	120V/60Hz

Test Graph

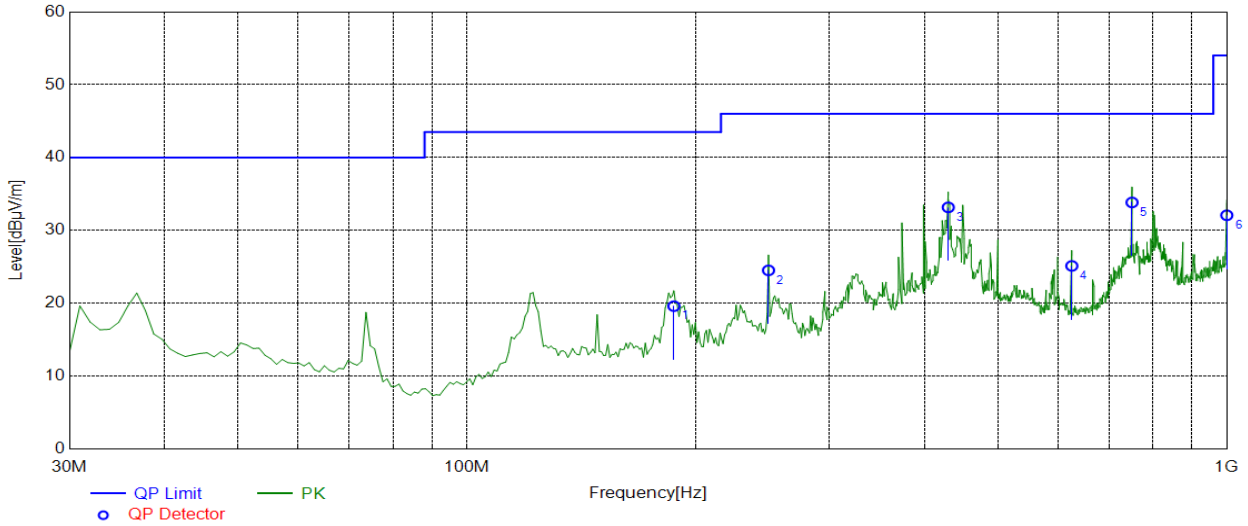

Final Data List								
NO.	Freq. [MHz]	Factor [dB/m]	QP Value [dBµV/m]	QP Limit [dBµV/m]	QP Margin [dB]	Height [cm]	Angle [°]	Polarity
1	187.297	-17.94	19.61	43.50	23.89	100	133	Horizontal
2	249.439	-17.33	24.52	46.00	21.48	100	39	Horizontal
3	430.040	-12.93	33.17	46.00	12.83	100	179	Horizontal
4	625.205	-9.13	25.13	46.00	20.87	100	128	Horizontal
5	750.460	-7.42	33.84	46.00	12.16	100	49	Horizontal
6	1000.00	-4.55	32.08	54.00	21.92	100	270	Horizontal

Mode:	ant2 11a 5200	Voltage:	120V/60Hz

Test Graph

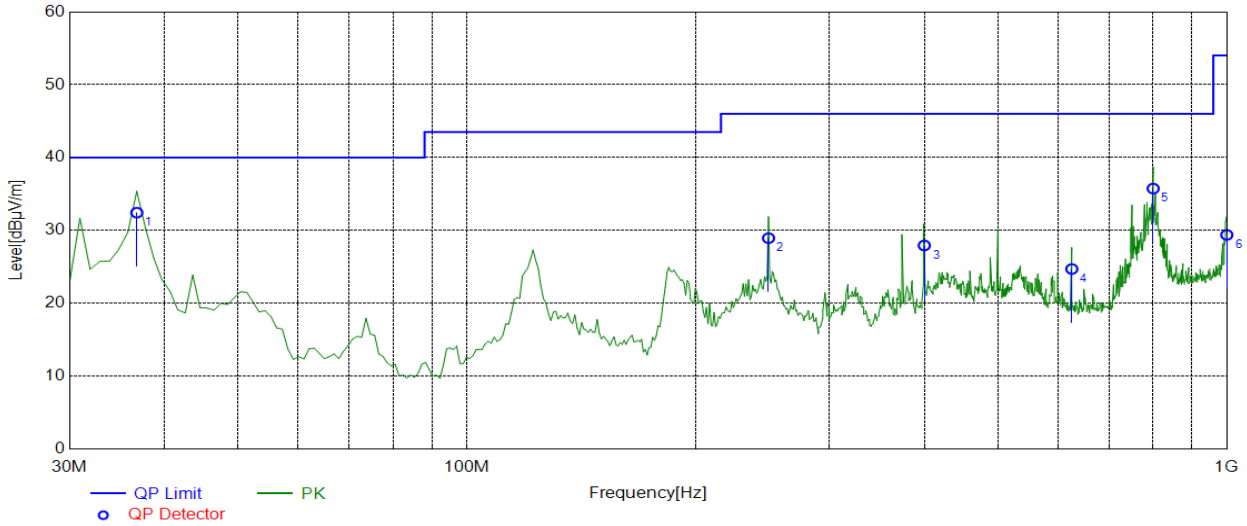

Final Data List								
NO.	Freq. [MHz]	Factor [dB/m]	QP Value [dBµV/m]	QP Limit [dBµV/m]	QP Margin [dB]	Height [cm]	Angle [°]	Polarity
1	36.7968	-16.35	32.44	40.00	7.56	100	69	Vertical
2	249.439	-17.33	28.94	46.00	17.06	100	100	Vertical
3	399.939	-13.56	27.94	46.00	18.06	100	0	Vertical
4	625.205	-9.13	24.71	46.00	21.29	100	332	Vertical
5	799.980	-6.46	35.75	46.00	10.25	100	332	Vertical
6	1000.00	-4.55	29.39	54.00	24.61	100	28	Vertical

Mode:	ant2 11a 5200	Voltage:	120V/60Hz

Test Graph

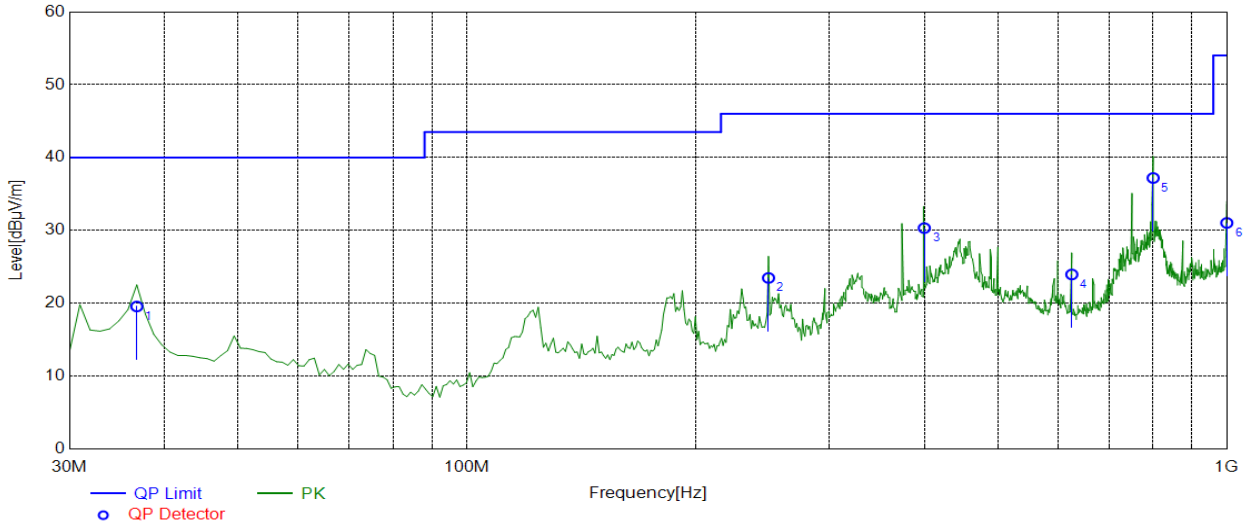

Final Data List								
NO.	Freq. [MHz]	Factor [dB/m]	QP Value [dBµV/m]	QP Limit [dBµV/m]	QP Margin [dB]	Height [cm]	Angle [°]	Polarity
1	36.7968	-16.35	19.57	40.00	20.43	100	29	Horizontal
2	249.439	-17.33	23.48	46.00	22.52	100	39	Horizontal
3	399.939	-13.56	30.32	46.00	15.68	100	209	Horizontal
4	625.205	-9.13	23.96	46.00	22.04	100	144	Horizontal
5	799.980	-6.46	37.20	46.00	8.80	100	44	Horizontal
6	1000.00	-4.55	31.03	54.00	22.97	100	264	Horizontal

Mode:	ant2 11a 5240	Voltage:	120V/60Hz

Test Graph

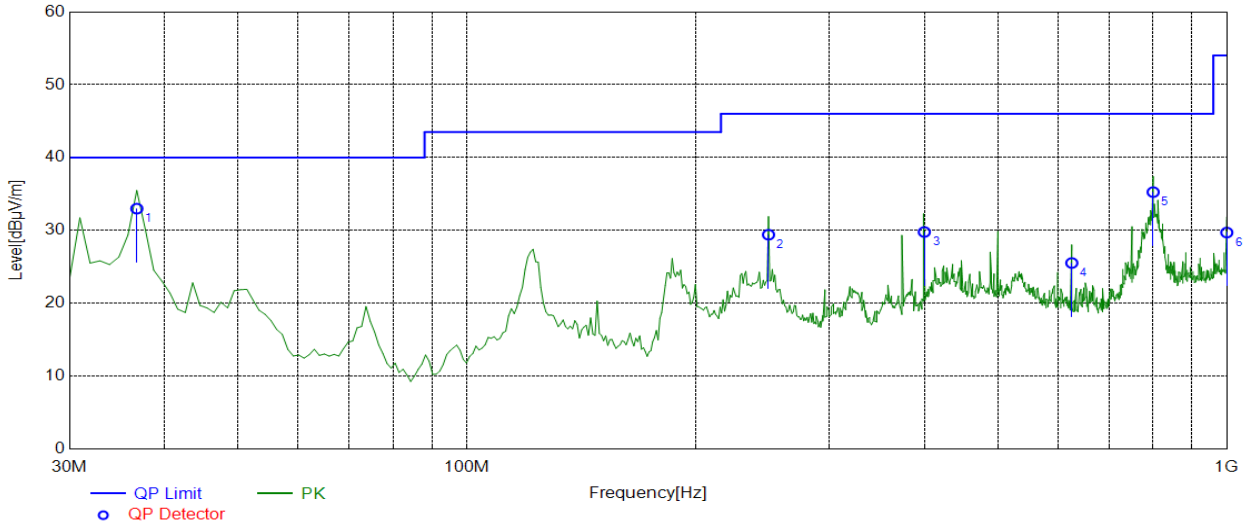

Final Data List								
NO.	Freq. [MHz]	Factor [dB/m]	QP Value [dBµV/m]	QP Limit [dBµV/m]	QP Margin [dB]	Height [cm]	Angle [°]	Polarity
1	36.7968	-16.35	32.99	40.00	7.01	100	63	Vertical
2	249.439	-17.33	29.41	46.00	16.59	100	290	Vertical
3	399.939	-13.56	29.79	46.00	16.21	100	332	Vertical
4	625.205	-9.13	25.53	46.00	20.47	100	332	Vertical
5	799.980	-6.46	35.26	46.00	10.74	100	258	Vertical
6	1000.00	-4.55	29.71	54.00	24.29	100	332	Vertical

Mode:	ant2 11a 5240	Voltage:	120V/60Hz

Test Graph

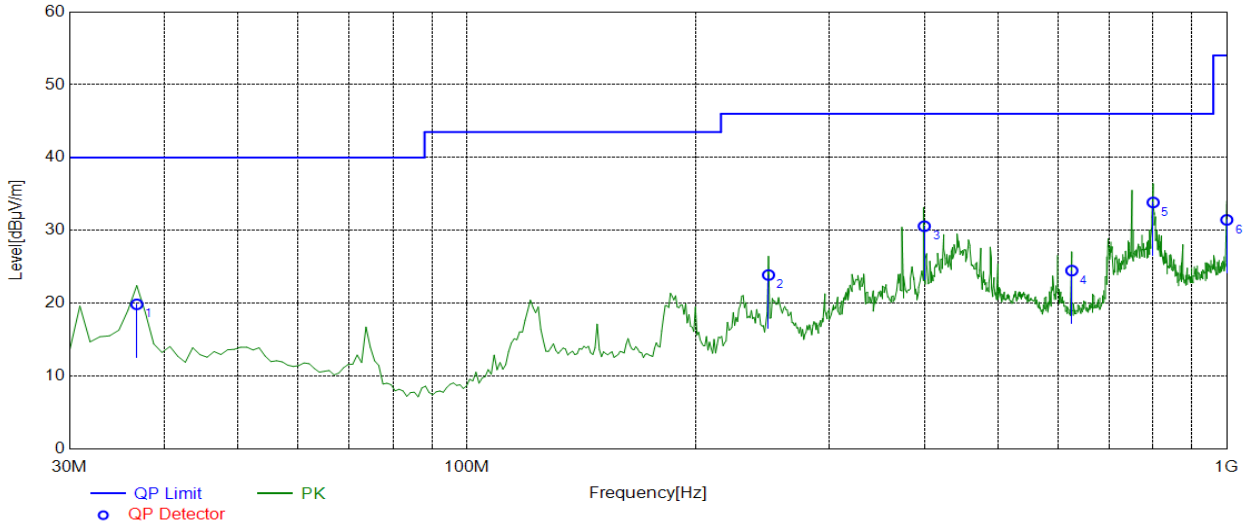

Final Data List								
NO.	Freq. [MHz]	Factor [dB/m]	QP Value [dBµV/m]	QP Limit [dBµV/m]	QP Margin [dB]	Height [cm]	Angle [°]	Polarity
1	36.7968	-16.35	19.86	40.00	20.14	100	28	Horizontal
2	249.439	-17.33	23.88	46.00	22.12	100	47	Horizontal
3	399.939	-13.56	30.58	46.00	15.42	100	149	Horizontal
4	625.205	-9.13	24.49	46.00	21.51	100	144	Horizontal
5	799.980	-6.46	33.84	46.00	12.16	100	273	Horizontal
6	1000.00	-4.55	31.45	54.00	22.55	100	268	Horizontal

Mode:	ant2 11a 5745	Voltage:	120V/60Hz

Test Graph

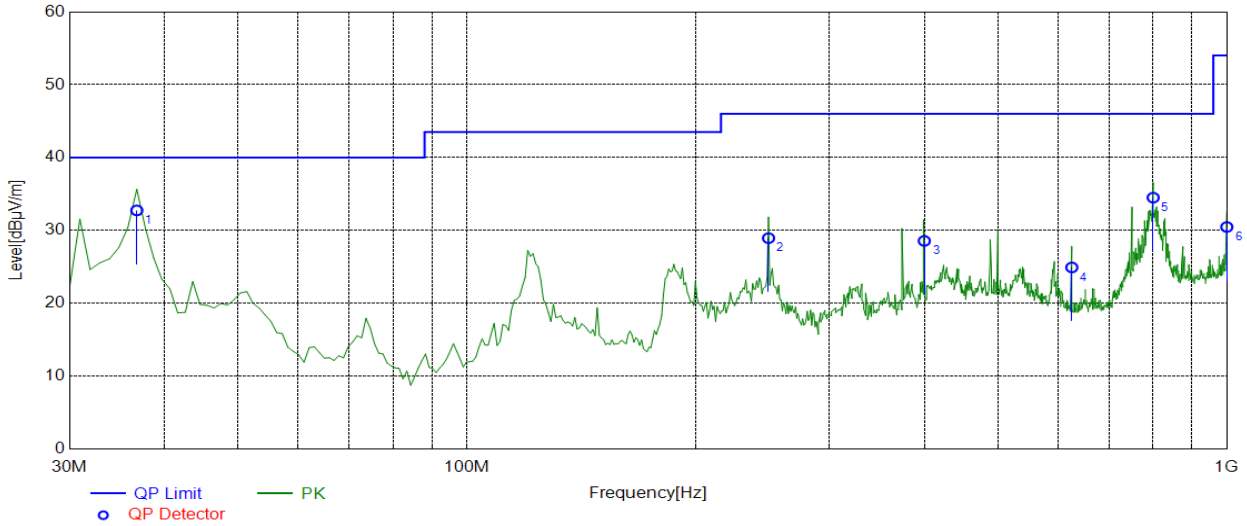

Final Data List								
NO.	Freq. [MHz]	Factor [dB/m]	QP Value [dBµV/m]	QP Limit [dBµV/m]	QP Margin [dB]	Height [cm]	Angle [°]	Polarity
1	36.7968	-16.35	32.75	40.00	7.25	100	77	Vertical
2	249.439	-17.33	28.94	46.00	17.06	100	285	Vertical
3	399.939	-13.56	28.56	46.00	17.44	100	1	Vertical
4	625.205	-9.13	24.92	46.00	21.08	100	326	Vertical
5	799.980	-6.46	34.50	46.00	11.50	100	313	Vertical
6	1000.00	-4.55	30.47	54.00	23.53	100	332	Vertical

Mode:	ant2 11a 5745	Voltage:	120V/60Hz

Test Graph

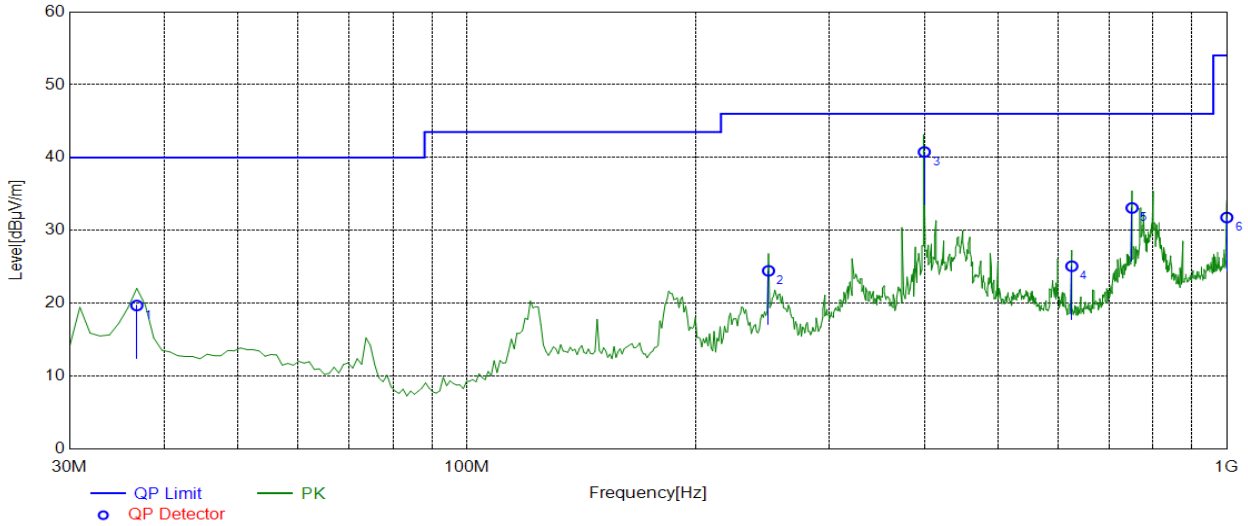

Final Data List								
NO.	Freq. [MHz]	Factor [dB/m]	QP Value [dBµV/m]	QP Limit [dBµV/m]	QP Margin [dB]	Height [cm]	Angle [°]	Polarity
1	36.7968	-16.35	19.70	40.00	20.30	100	331	Horizontal
2	249.439	-17.33	24.46	46.00	21.54	100	42	Horizontal
3	399.939	-13.56	40.77	46.00	5.23	100	181	Horizontal
4	625.205	-9.13	25.09	46.00	20.91	100	134	Horizontal
5	750.460	-7.42	33.08	46.00	12.92	100	28	Horizontal
6	1000.00	-4.55	31.77	54.00	22.23	100	267	Horizontal

Mode:	ant2 11a 5785	Voltage:	120V/60Hz

Test Graph

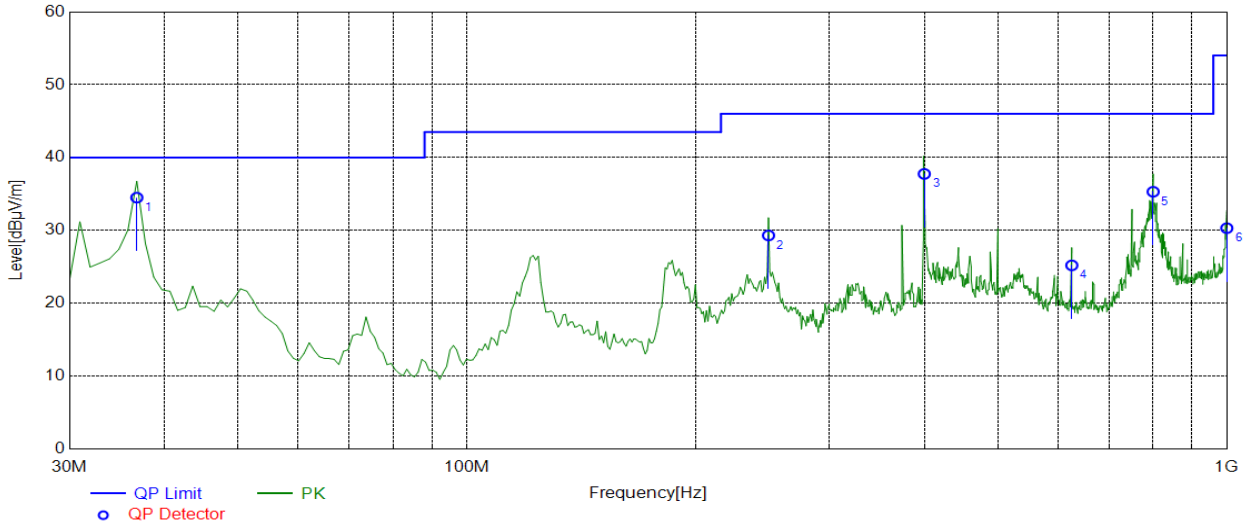

Final Data List								
NO.	Freq. [MHz]	Factor [dB/m]	QP Value [dBµV/m]	QP Limit [dBµV/m]	QP Margin [dB]	Height [cm]	Angle [°]	Polarity
1	36.7968	-16.35	34.50	40.00	5.50	100	65	Vertical
2	249.439	-17.33	29.31	46.00	16.69	100	106	Vertical
3	399.939	-13.56	37.76	46.00	8.24	100	308	Vertical
4	625.205	-9.13	25.21	46.00	20.79	100	332	Vertical
5	799.980	-6.46	35.31	46.00	10.69	100	23	Vertical
6	1000.00	-4.55	30.31	54.00	23.69	100	23	Vertical

Mode:	ant2 11a 5785	Voltage:	120V/60Hz

Test Graph

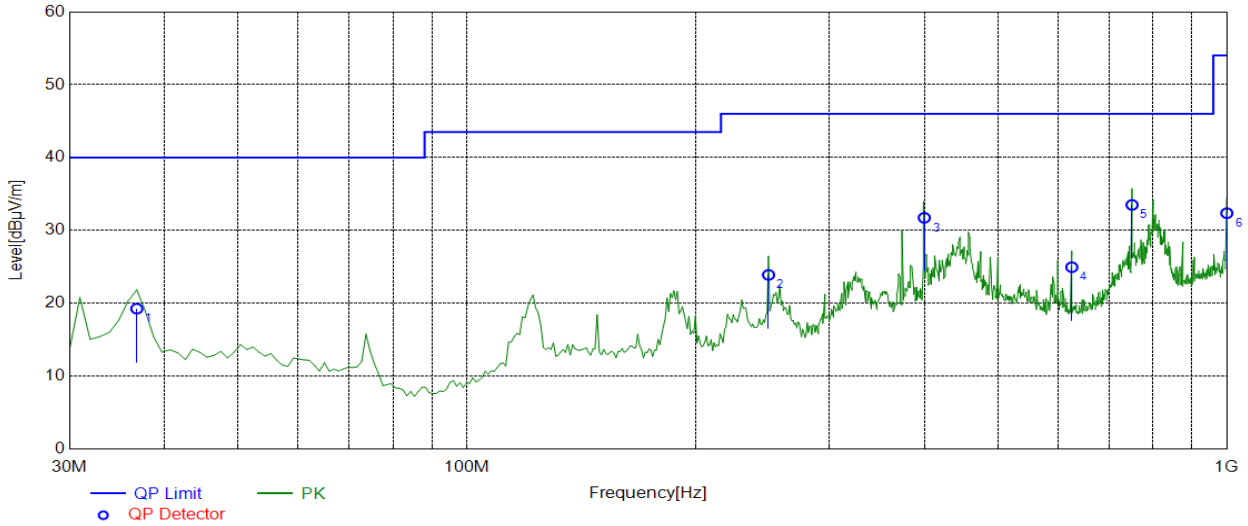

Final Data List								
NO.	Freq. [MHz]	Factor [dB/m]	QP Value [dBµV/m]	QP Limit [dBµV/m]	QP Margin [dB]	Height [cm]	Angle [°]	Polarity
1	36.7968	-16.35	19.26	40.00	20.74	100	33	Horizontal
2	249.439	-17.33	23.90	46.00	22.10	100	52	Horizontal
3	399.939	-13.56	31.73	46.00	14.27	100	170	Horizontal
4	625.205	-9.13	24.96	46.00	21.04	100	129	Horizontal
5	750.460	-7.42	33.50	46.00	12.50	100	33	Horizontal
6	1000.00	-4.55	32.37	54.00	21.63	100	267	Horizontal

Mode:	ant2 11a 5825	Voltage:	120V/60Hz

Test Graph

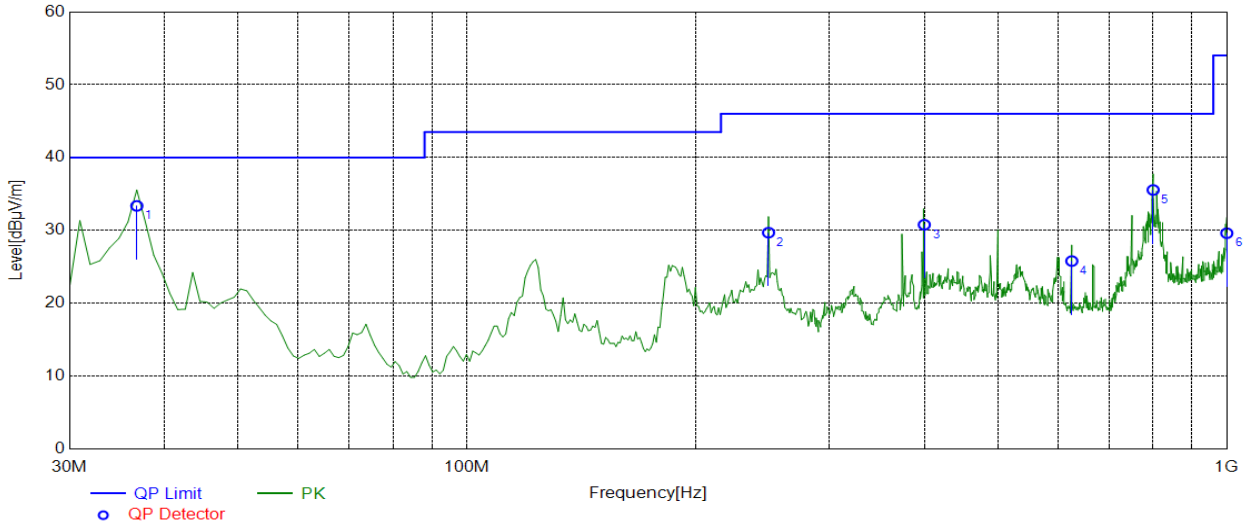

Final Data List								
NO.	Freq. [MHz]	Factor [dB/m]	QP Value [dBµV/m]	QP Limit [dBµV/m]	QP Margin [dB]	Height [cm]	Angle [°]	Polarity
1	36.7968	-16.35	33.37	40.00	6.63	100	85	Vertical
2	249.439	-17.33	29.70	46.00	16.30	100	281	Vertical
3	399.939	-13.56	30.78	46.00	15.22	100	332	Vertical
4	625.205	-9.13	25.80	46.00	20.20	100	322	Vertical
5	799.980	-6.46	35.55	46.00	10.45	100	211	Vertical
6	1000.00	-4.55	29.62	54.00	24.38	100	30	Vertical

Mode:	ant2 11a 5825	Voltage:	120V/60Hz

Test Graph

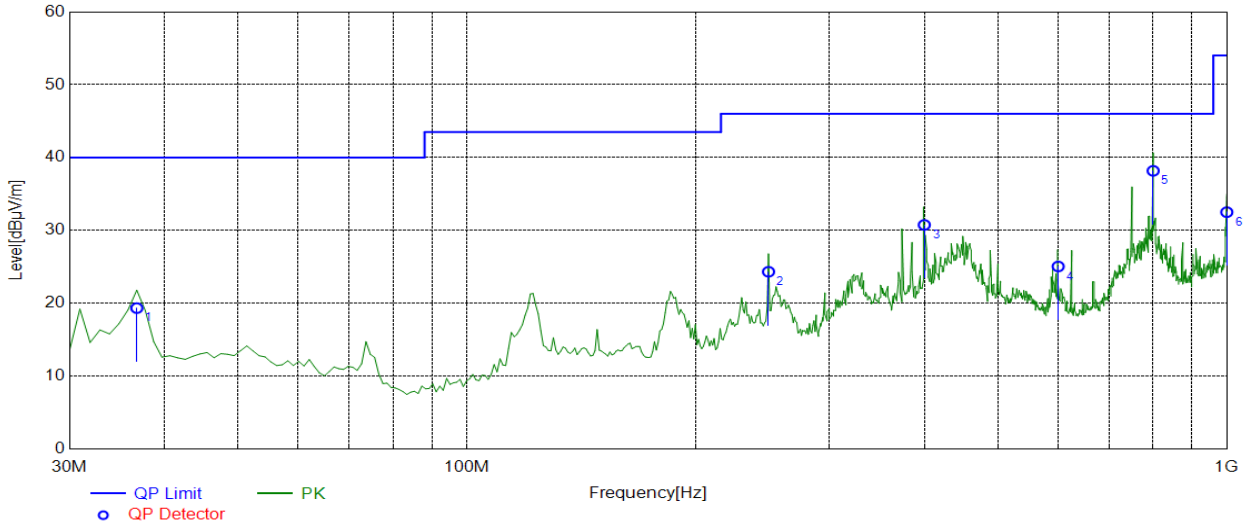

Final Data List								
NO.	Freq. [MHz]	Factor [dB/m]	QP Value [dBµV/m]	QP Limit [dBµV/m]	QP Margin [dB]	Height [cm]	Angle [°]	Polarity
1	36.7968	-16.35	19.34	40.00	20.66	100	88	Horizontal
2	249.439	-17.33	24.33	46.00	21.67	100	52	Horizontal
3	399.939	-13.56	30.76	46.00	15.24	100	134	Horizontal
4	599.960	-9.38	25.06	46.00	20.94	100	115	Horizontal
5	799.980	-6.46	38.18	46.00	7.82	100	38	Horizontal
6	1000.00	-4.55	32.51	54.00	21.49	100	263	Horizontal

Mode:	ant2 11n20 5180	Voltage:	120V/60Hz

Test Graph

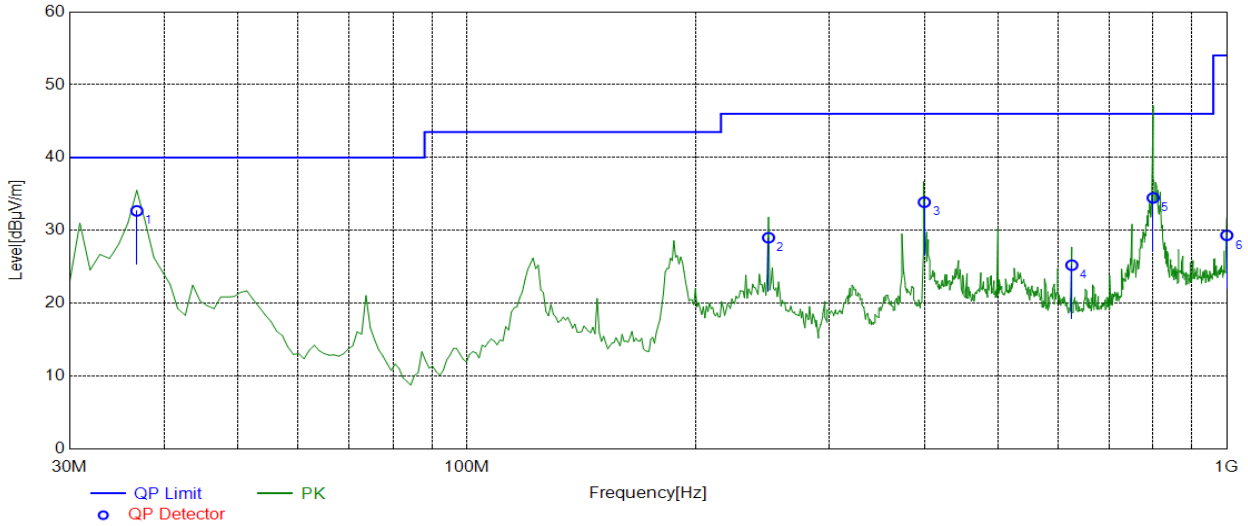

Final Data List								
NO.	Freq. [MHz]	Factor [dB/m]	QP Value [dBµV/m]	QP Limit [dBµV/m]	QP Margin [dB]	Height [cm]	Angle [°]	Polarity
1	36.7968	-16.35	32.68	40.00	7.32	100	73	Vertical
2	249.439	-17.33	29.00	46.00	17.00	100	114	Vertical
3	399.939	-13.56	33.88	46.00	12.12	100	276	Vertical
4	625.205	-9.13	25.23	46.00	20.77	100	327	Vertical
5	799.980	-6.46	34.47	46.00	11.53	100	17	Vertical
6	1000.00	-4.55	29.33	54.00	24.67	100	332	Vertical

Mode:	ant2 11n20 5180	Voltage:	120V/60Hz

Test Graph

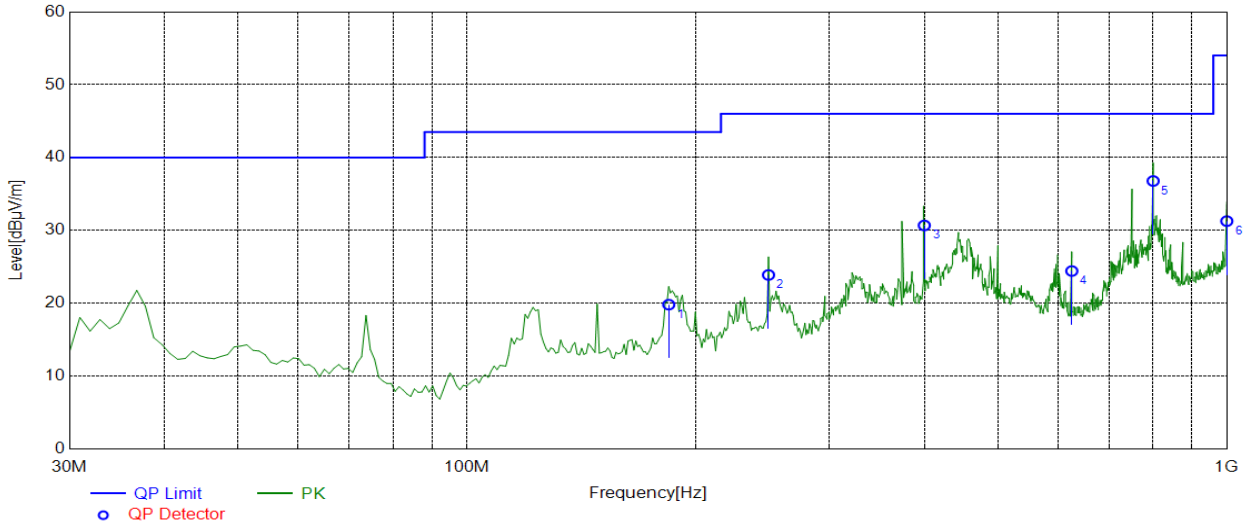

Final Data List								
NO.	Freq. [MHz]	Factor [dB/m]	QP Value [dBµV/m]	QP Limit [dBµV/m]	QP Margin [dB]	Height [cm]	Angle [°]	Polarity
1	184.384	-17.70	19.82	43.50	23.68	100	316	Horizontal
2	249.439	-17.33	23.89	46.00	22.11	100	34	Horizontal
3	399.939	-13.56	30.69	46.00	15.31	100	200	Horizontal
4	625.205	-9.13	24.43	46.00	21.57	100	135	Horizontal
5	799.980	-6.46	36.79	46.00	9.21	100	359	Horizontal
6	1000.00	-4.55	31.28	54.00	22.72	100	270	Horizontal

Mode:	ant2 11n20 5200	Voltage:	120V/60Hz

Test Graph

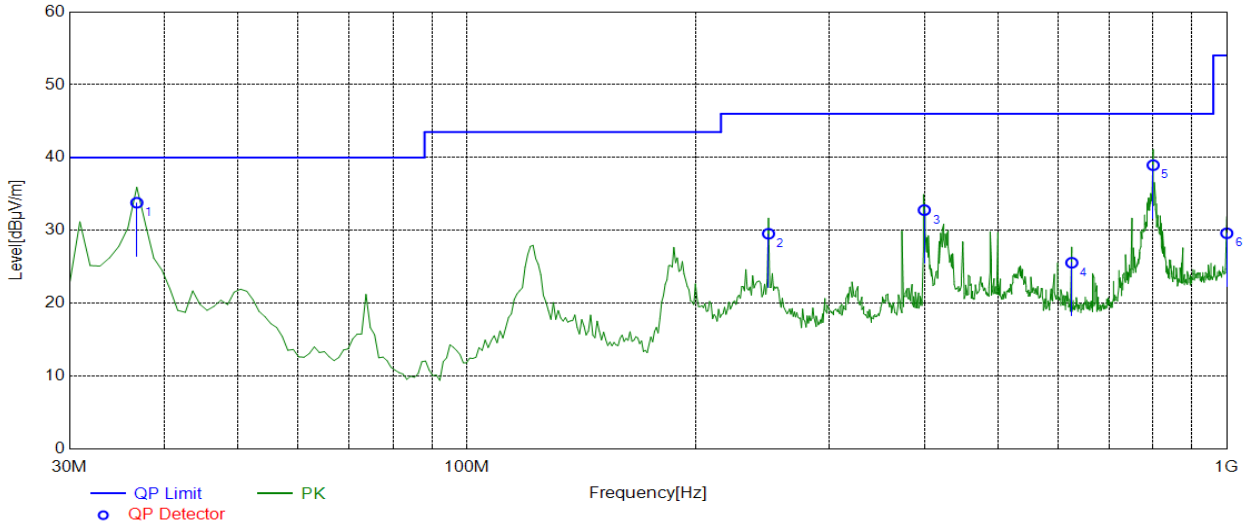

Final Data List								
NO.	Freq. [MHz]	Factor [dB/m]	QP Value [dBµV/m]	QP Limit [dBµV/m]	QP Margin [dB]	Height [cm]	Angle [°]	Polarity
1	36.7968	-16.35	33.80	40.00	6.20	100	105	Vertical
2	249.439	-17.33	29.55	46.00	16.45	100	286	Vertical
3	399.939	-13.56	32.79	46.00	13.21	100	332	Vertical
4	625.205	-9.13	25.57	46.00	20.43	100	318	Vertical
5	799.980	-6.46	38.96	46.00	7.04	100	227	Vertical
6	1000.00	-4.55	29.61	54.00	24.39	100	332	Vertical

Mode:	ant2 11n20 5200	Voltage:	120V/60Hz

Test Graph

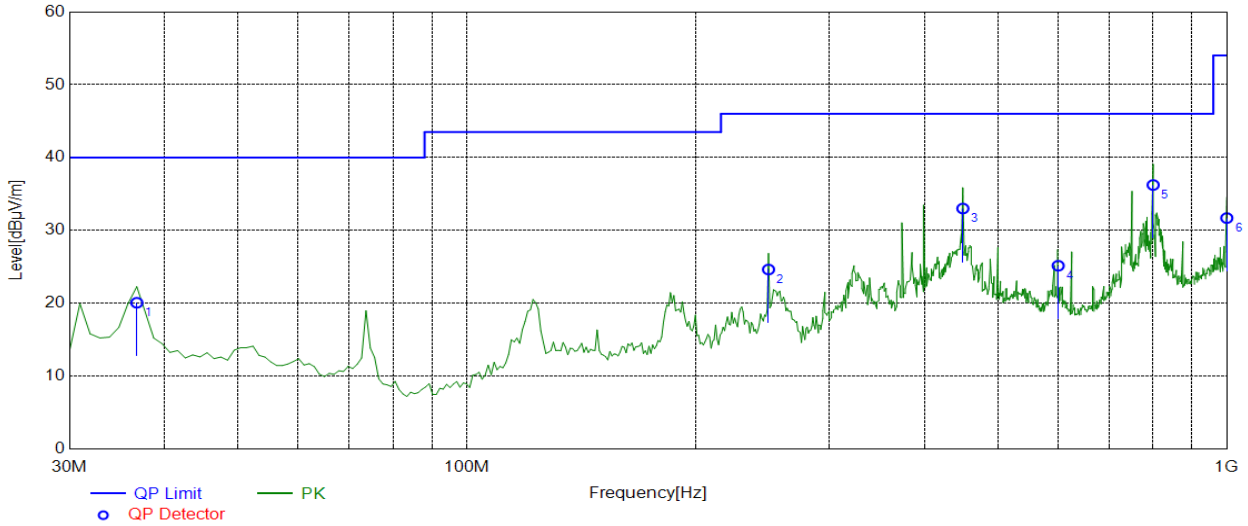

Final Data List								
NO.	Freq. [MHz]	Factor [dB/m]	QP Value [dBµV/m]	QP Limit [dBµV/m]	QP Margin [dB]	Height [cm]	Angle [°]	Polarity
1	36.7968	-16.35	20.08	40.00	19.92	100	29	Horizontal
2	249.439	-17.33	24.64	46.00	21.36	100	49	Horizontal
3	449.459	-12.52	33.01	46.00	12.99	100	348	Horizontal
4	599.960	-9.38	25.16	46.00	20.84	100	104	Horizontal
5	799.980	-6.46	36.24	46.00	9.76	100	354	Horizontal
6	1000.00	-4.55	31.70	54.00	22.30	100	259	Horizontal

Mode:	ant2 11n20 5240	Voltage:	120V/60Hz

Test Graph

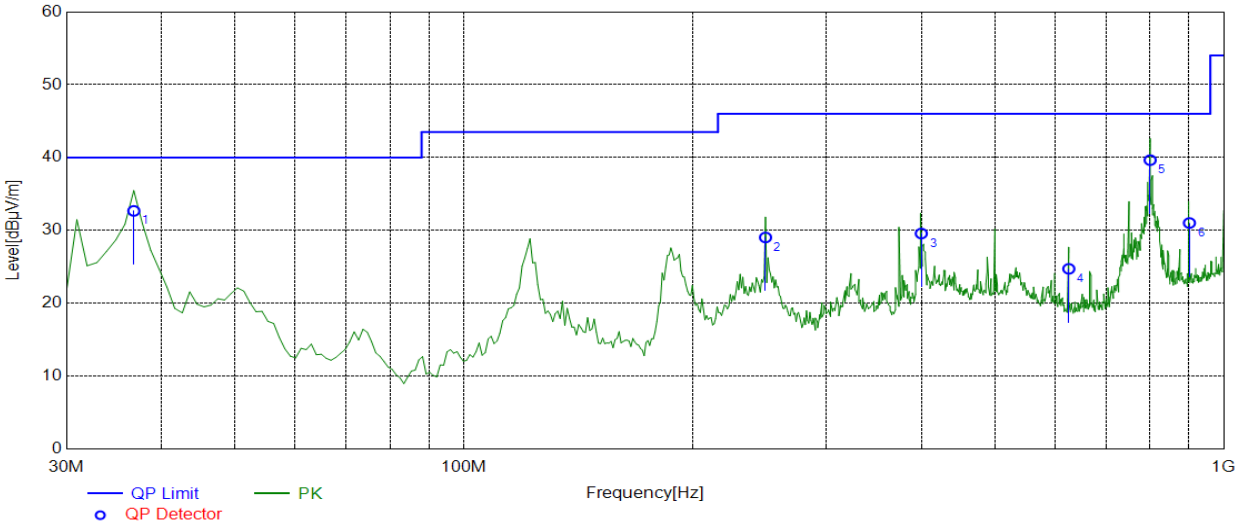

Final Data List								
NO.	Freq. [MHz]	Factor [dB/m]	QP Value [dBµV/m]	QP Limit [dBµV/m]	QP Margin [dB]	Height [cm]	Angle [°]	Polarity
1	36.7968	-16.35	32.68	40.00	7.32	100	63	Vertical
2	249.439	-17.33	29.04	46.00	16.96	100	109	Vertical
3	399.939	-13.56	29.58	46.00	16.42	100	72	Vertical
4	625.205	-9.13	24.73	46.00	21.27	100	327	Vertical
5	799.980	-6.46	39.65	46.00	6.35	100	40	Vertical
6	900.961	-5.67	31.02	46.00	14.98	100	151	Vertical

Mode:	ant2 11n20 5240	Voltage:	120V/60Hz

Test Graph

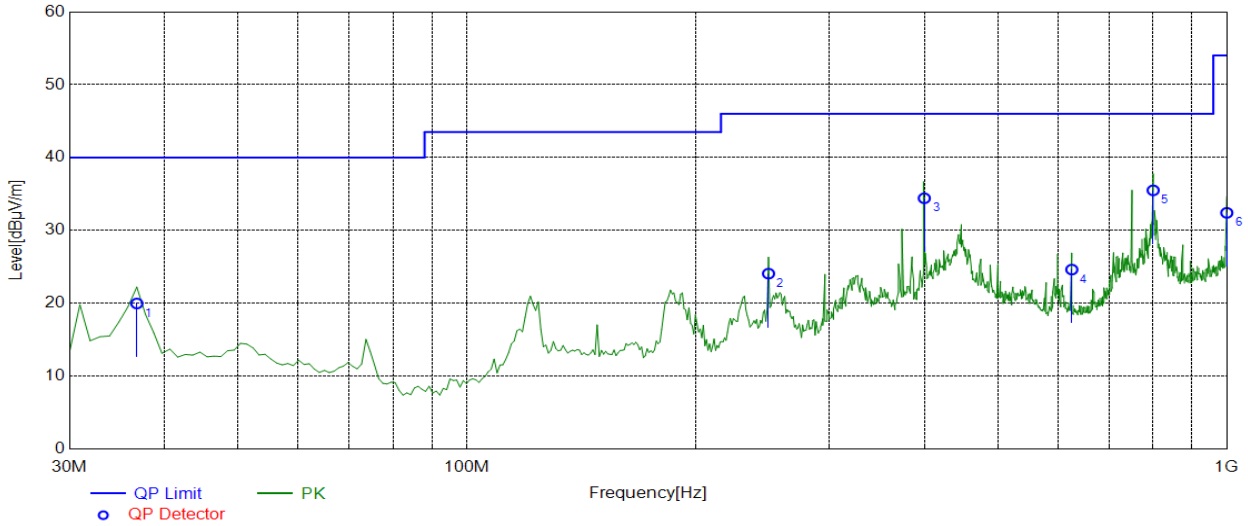

Final Data List								
NO.	Freq. [MHz]	Factor [dB/m]	QP Value [dBµV/m]	QP Limit [dBµV/m]	QP Margin [dB]	Height [cm]	Angle [°]	Polarity
1	36.7968	-16.35	19.98	40.00	20.02	100	33	Horizontal
2	249.439	-17.33	24.07	46.00	21.93	100	42	Horizontal
3	399.939	-13.56	34.42	46.00	11.58	100	98	Horizontal
4	625.205	-9.13	24.63	46.00	21.37	100	135	Horizontal
5	799.980	-6.46	35.50	46.00	10.50	100	237	Horizontal
6	1000.00	-4.55	32.42	54.00	21.58	100	269	Horizontal

Mode:	ant2 11n20 5745	Voltage:	120V/60Hz

Test Graph

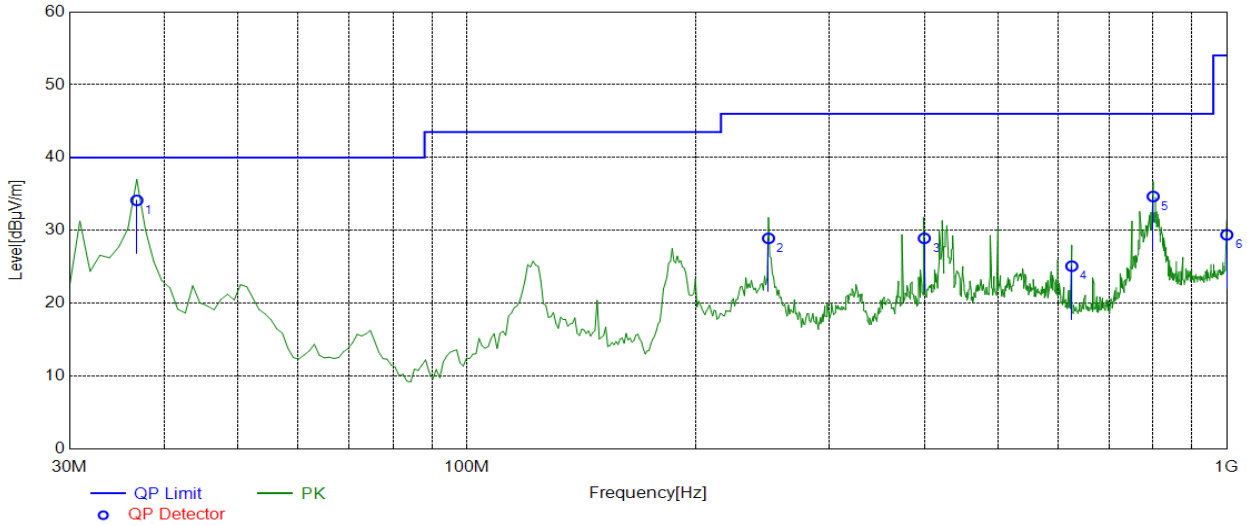

Final Data List								
NO.	Freq. [MHz]	Factor [dB/m]	QP Value [dBµV/m]	QP Limit [dBµV/m]	QP Margin [dB]	Height [cm]	Angle [°]	Polarity
1	36.7968	-16.35	34.13	40.00	5.87	100	64	Vertical
2	249.439	-17.33	28.91	46.00	17.09	100	114	Vertical
3	399.939	-13.56	28.92	46.00	17.08	100	332	Vertical
4	625.205	-9.13	25.10	46.00	20.90	100	327	Vertical
5	799.980	-6.46	34.66	46.00	11.34	100	9	Vertical
6	1000.00	-4.55	29.40	54.00	24.60	100	32	Vertical

Mode:	ant2 11n20 5745	Voltage:	120V/60Hz

Test Graph

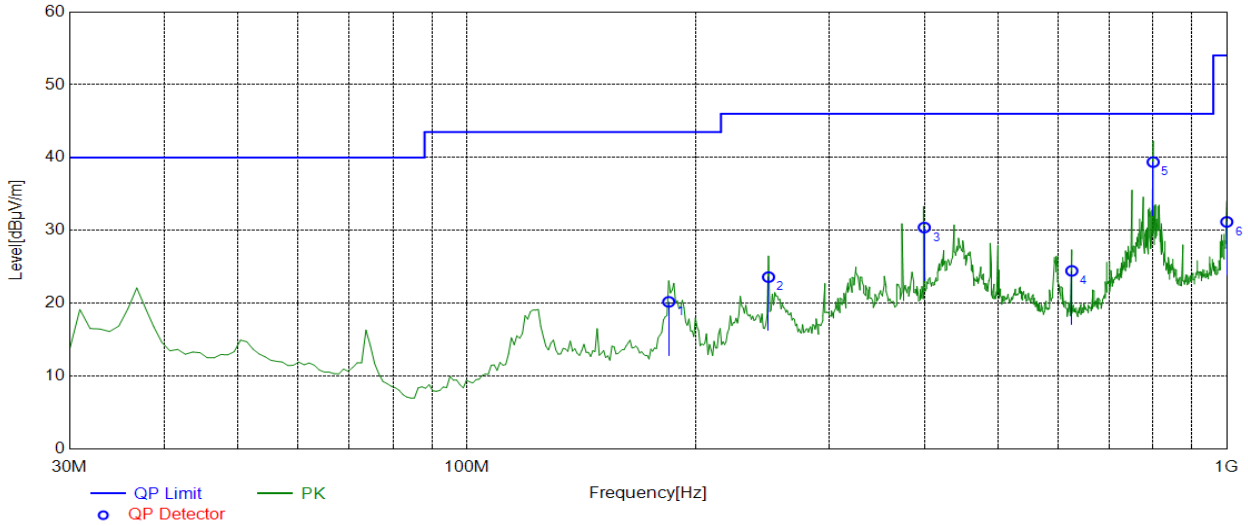

Final Data List								
NO.	Freq. [MHz]	Factor [dB/m]	QP Value [dBµV/m]	QP Limit [dBµV/m]	QP Margin [dB]	Height [cm]	Angle [°]	Polarity
1	184.384	-17.70	20.20	43.50	23.30	100	318	Horizontal
2	249.439	-17.33	23.60	46.00	22.40	100	46	Horizontal
3	399.939	-13.56	30.40	46.00	15.60	100	28	Horizontal
4	625.205	-9.13	24.45	46.00	21.55	100	137	Horizontal
5	799.980	-6.46	39.38	46.00	6.62	100	50	Horizontal
6	1000.00	-4.55	31.17	54.00	22.83	100	268	Horizontal

Mode:	ant2 11n20 5785	Voltage:	120V/60Hz

Test Graph

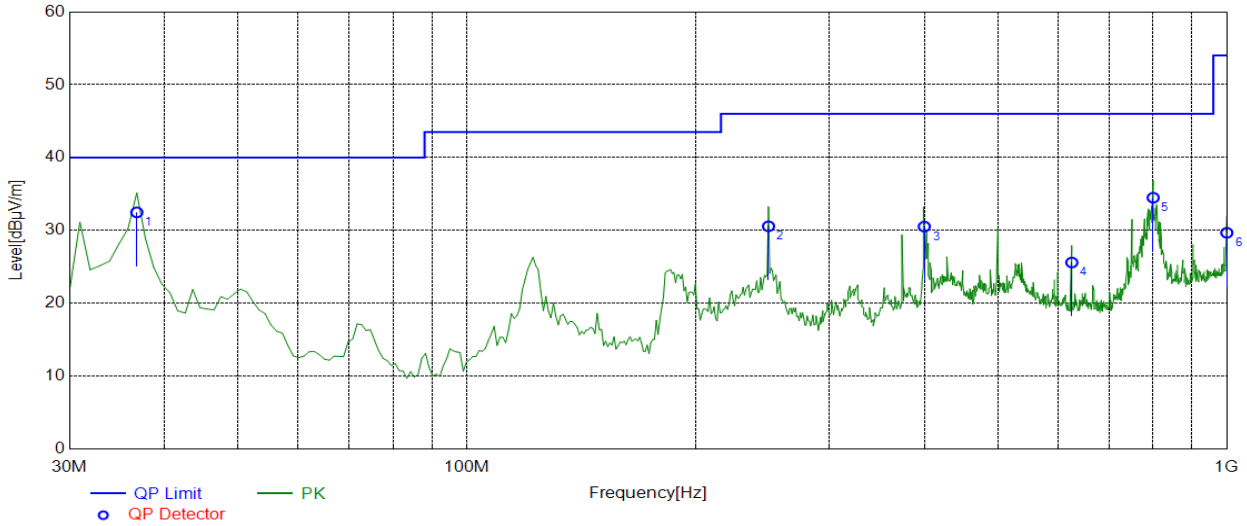

Final Data List								
NO.	Freq. [MHz]	Factor [dB/m]	QP Value [dBµV/m]	QP Limit [dBµV/m]	QP Margin [dB]	Height [cm]	Angle [°]	Polarity
1	36.7968	-16.35	32.48	40.00	7.52	100	66	Vertical
2	249.439	-17.33	30.57	46.00	15.43	100	103	Vertical
3	399.939	-13.56	30.53	46.00	15.47	100	304	Vertical
4	625.205	-9.13	25.60	46.00	20.40	100	317	Vertical
5	799.980	-6.46	34.49	46.00	11.51	100	6	Vertical
6	1000.00	-4.55	29.68	54.00	24.32	100	29	Vertical

Mode:	ant2 11n20 5785	Voltage:	120V/60Hz

Test Graph

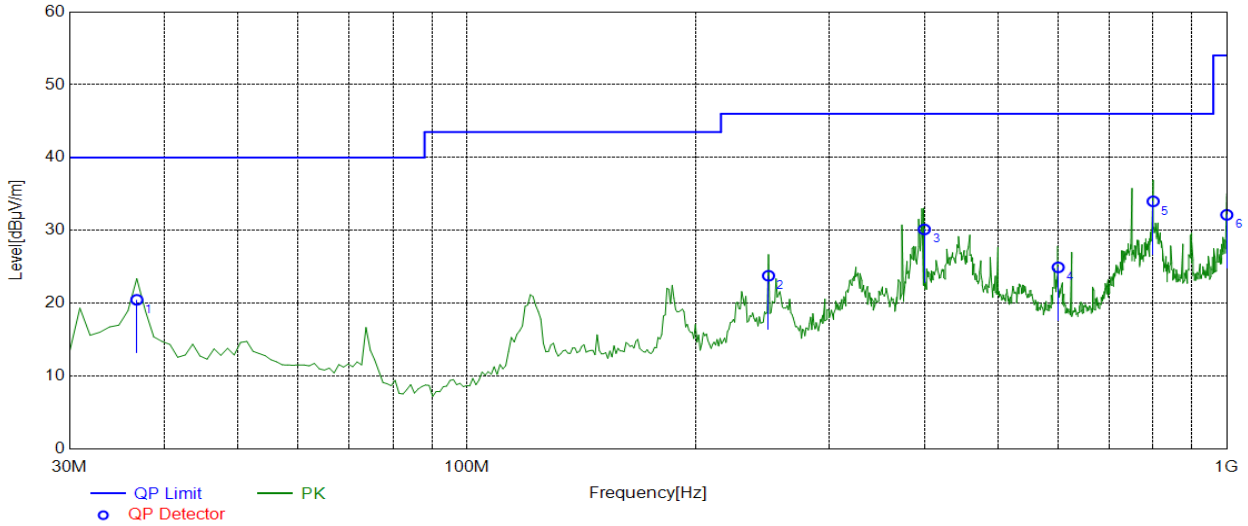

Final Data List								
NO.	Freq. [MHz]	Factor [dB/m]	QP Value [dBµV/m]	QP Limit [dBµV/m]	QP Margin [dB]	Height [cm]	Angle [°]	Polarity
1	36.7968	-16.35	20.48	40.00	19.52	100	33	Horizontal
2	249.439	-17.33	23.78	46.00	22.22	100	47	Horizontal
3	399.939	-13.56	30.14	46.00	15.86	100	168	Horizontal
4	599.960	-9.38	24.93	46.00	21.07	100	107	Horizontal
5	799.980	-6.46	33.99	46.00	12.01	100	308	Horizontal
6	1000.00	-4.55	32.14	54.00	21.86	100	263	Horizontal

Mode:	ant2 11n20 5825	Voltage:	120V/60Hz

Test Graph

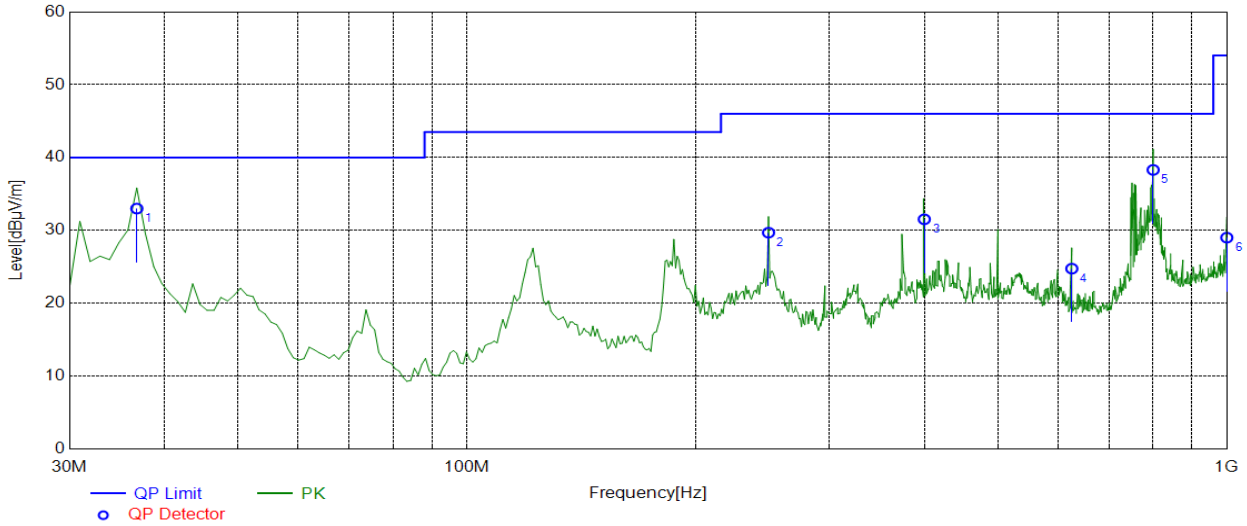

Final Data List								
NO.	Freq. [MHz]	Factor [dB/m]	QP Value [dBµV/m]	QP Limit [dBµV/m]	QP Margin [dB]	Height [cm]	Angle [°]	Polarity
1	36.7968	-16.35	33.00	40.00	7.00	100	98	Vertical
2	249.439	-17.33	29.70	46.00	16.30	100	294	Vertical
3	399.939	-13.56	31.53	46.00	14.47	100	332	Vertical
4	625.205	-9.13	24.76	46.00	21.24	100	327	Vertical
5	799.980	-6.46	38.31	46.00	7.69	100	308	Vertical
6	1000.00	-4.55	29.01	54.00	24.99	100	28	Vertical

Mode:	ant2 11n20 5825	Voltage:	120V/60Hz

Test Graph

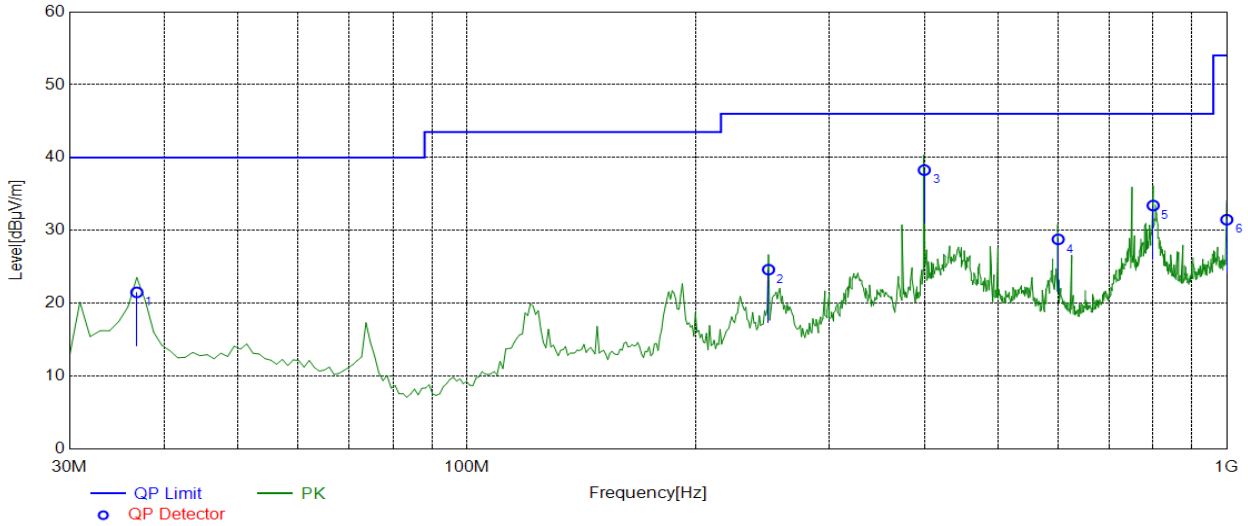

Final Data List								
NO.	Freq. [MHz]	Factor [dB/m]	QP Value [dBµV/m]	QP Limit [dBµV/m]	QP Margin [dB]	Height [cm]	Angle [°]	Polarity
1	36.7968	-16.35	21.50	40.00	18.50	100	28	Horizontal
2	249.439	-17.33	24.62	46.00	21.38	100	56	Horizontal
3	399.939	-13.56	38.28	46.00	7.72	100	246	Horizontal
4	599.960	-9.38	28.78	46.00	17.22	100	84	Horizontal
5	799.980	-6.46	33.42	46.00	12.58	100	232	Horizontal
6	1000.00	-4.55	31.47	54.00	22.53	100	264	Horizontal

Mode:	ant2 11ac20 5180	Voltage:	120V/60Hz

Test Graph

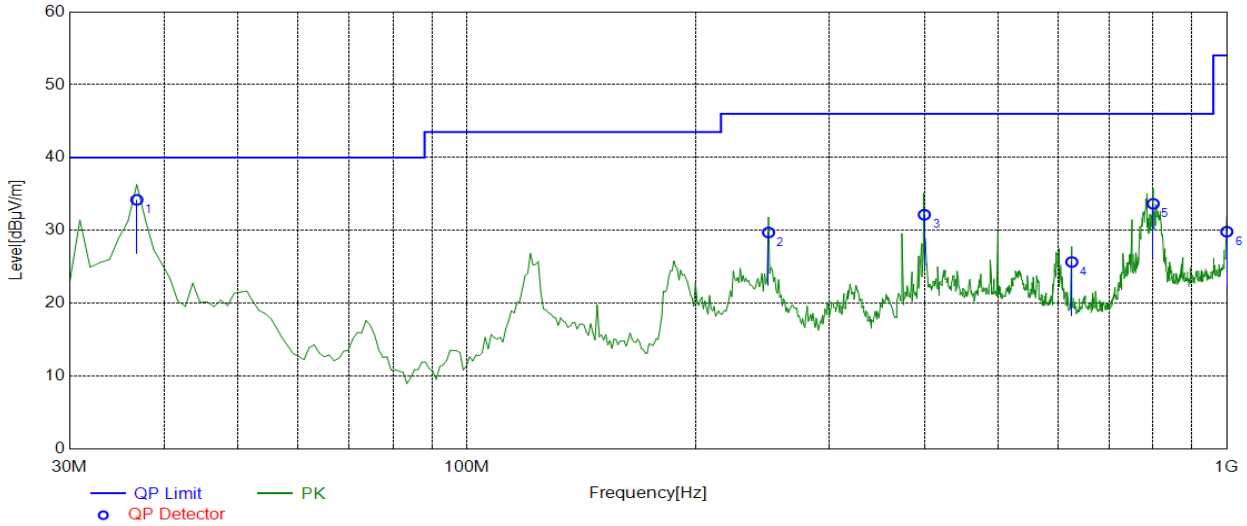

Final Data List								
NO.	Freq. [MHz]	Factor [dB/m]	QP Value [dBµV/m]	QP Limit [dBµV/m]	QP Margin [dB]	Height [cm]	Angle [°]	Polarity
1	36.7968	-16.35	34.20	40.00	5.80	100	37	Vertical
2	249.439	-17.33	29.72	46.00	16.28	100	96	Vertical
3	399.939	-13.56	32.16	46.00	13.84	100	14	Vertical
4	625.205	-9.13	25.67	46.00	20.33	100	304	Vertical
5	799.980	-6.46	33.66	46.00	12.34	100	14	Vertical
6	1000.00	-4.55	29.83	54.00	24.17	100	28	Vertical

Mode:	ant2 11ac20 5180	Voltage:	120V/60Hz

Test Graph

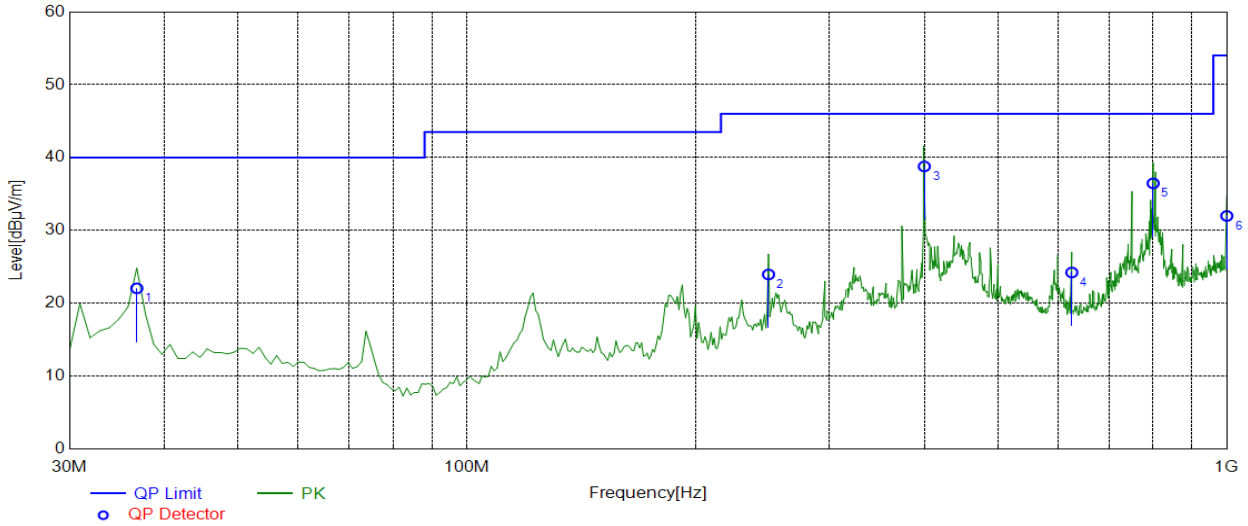

Final Data List								
NO.	Freq. [MHz]	Factor [dB/m]	QP Value [dBµV/m]	QP Limit [dBµV/m]	QP Margin [dB]	Height [cm]	Angle [°]	Polarity
1	36.7968	-16.35	22.05	40.00	17.95	100	33	Horizontal
2	249.439	-17.33	23.96	46.00	22.04	100	42	Horizontal
3	399.939	-13.56	38.78	46.00	7.22	100	186	Horizontal
4	625.205	-9.13	24.23	46.00	21.77	100	135	Horizontal
5	799.980	-6.46	36.46	46.00	9.54	100	238	Horizontal
6	1000.00	-4.55	31.99	54.00	22.01	100	261	Horizontal

Mode:	ant2 11ac20 5200	Voltage:	120V/60Hz

Test Graph

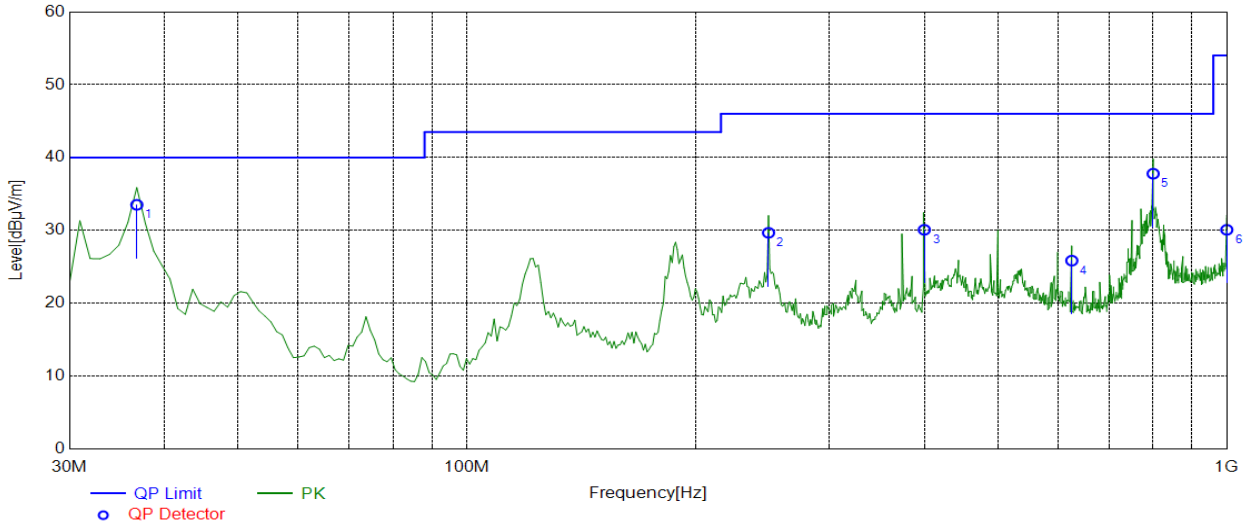

Final Data List								
NO.	Freq. [MHz]	Factor [dB/m]	QP Value [dBµV/m]	QP Limit [dBµV/m]	QP Margin [dB]	Height [cm]	Angle [°]	Polarity
1	36.7968	-16.35	33.52	40.00	6.48	100	59	Vertical
2	249.439	-17.33	29.68	46.00	16.32	100	109	Vertical
3	399.939	-13.56	30.09	46.00	15.91	100	332	Vertical
4	625.205	-9.13	25.86	46.00	20.14	100	313	Vertical
5	799.980	-6.46	37.79	46.00	8.21	100	248	Vertical
6	1000.00	-4.55	30.09	54.00	23.91	100	332	Vertical

Mode:	ant2 11ac20 5200	Voltage:	120V/60Hz

Test Graph

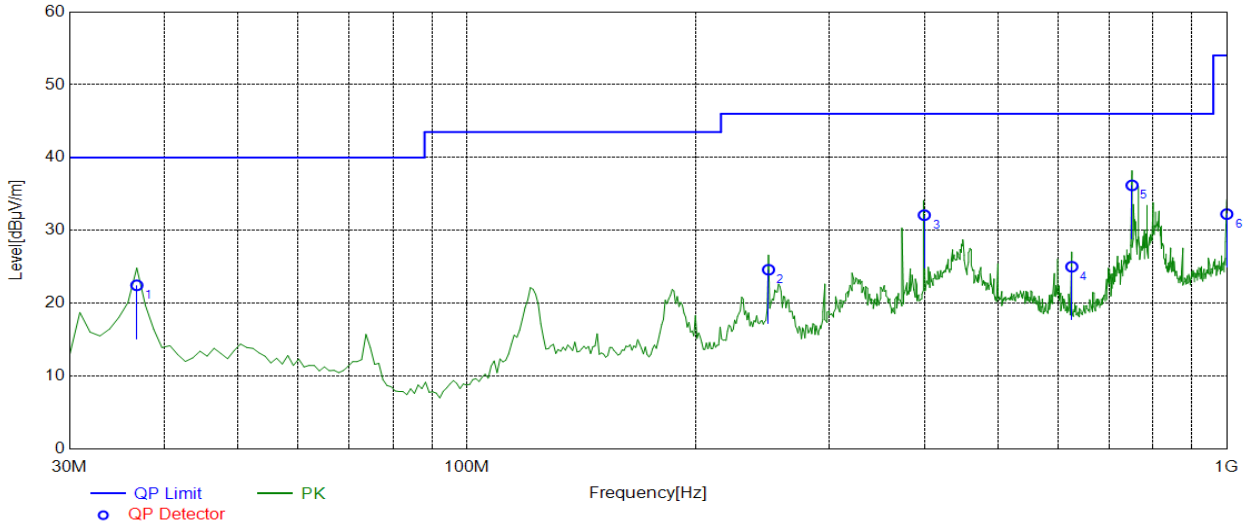

Final Data List								
NO.	Freq. [MHz]	Factor [dB/m]	QP Value [dBµV/m]	QP Limit [dBµV/m]	QP Margin [dB]	Height [cm]	Angle [°]	Polarity
1	36.7968	-16.35	22.47	40.00	17.53	100	33	Horizontal
2	249.439	-17.33	24.61	46.00	21.39	100	42	Horizontal
3	399.939	-13.56	32.10	46.00	13.90	100	144	Horizontal
4	625.205	-9.13	25.02	46.00	20.98	100	149	Horizontal
5	750.460	-7.42	36.19	46.00	9.81	100	52	Horizontal
6	1000.00	-4.55	32.24	54.00	21.76	100	269	Horizontal

Mode:	ant2 11ac20 5240	Voltage:	120V/60Hz

Test Graph

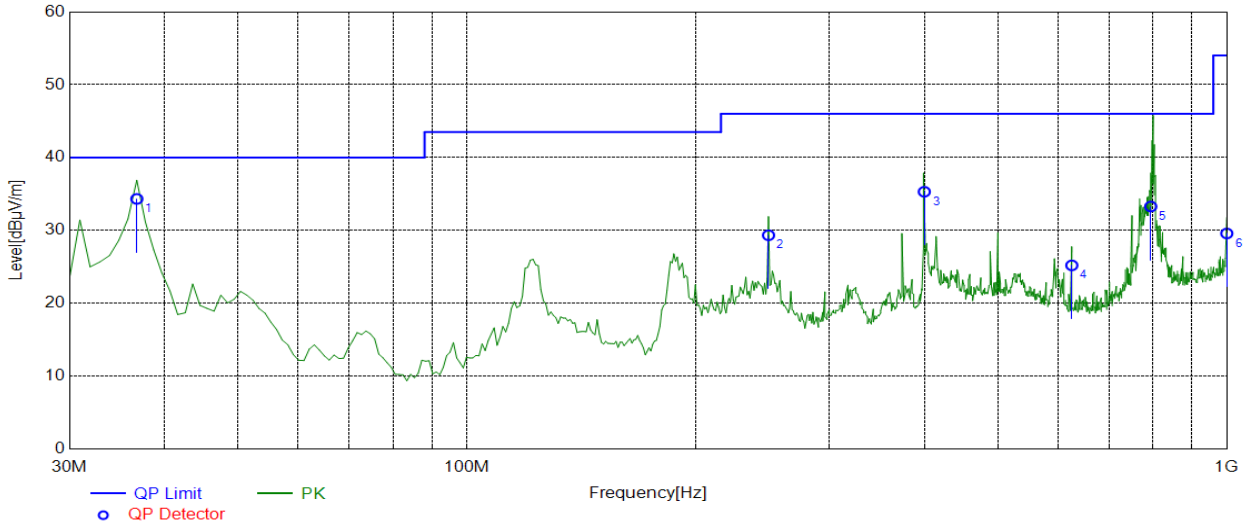

Final Data List								
NO.	Freq. [MHz]	Factor [dB/m]	QP Value [dBµV/m]	QP Limit [dBµV/m]	QP Margin [dB]	Height [cm]	Angle [°]	Polarity
1	36.7968	-16.35	34.33	40.00	5.67	100	66	Vertical
2	249.439	-17.33	29.34	46.00	16.66	100	281	Vertical
3	399.939	-13.56	35.31	46.00	10.69	100	7	Vertical
4	625.205	-9.13	25.21	46.00	20.79	100	332	Vertical
5	794.154	-6.57	33.28	46.00	12.72	100	20	Vertical
6	1000.00	-4.55	29.59	54.00	24.41	100	332	Vertical

Mode:	ant2 11ac20 5240	Voltage:	120V/60Hz

Test Graph

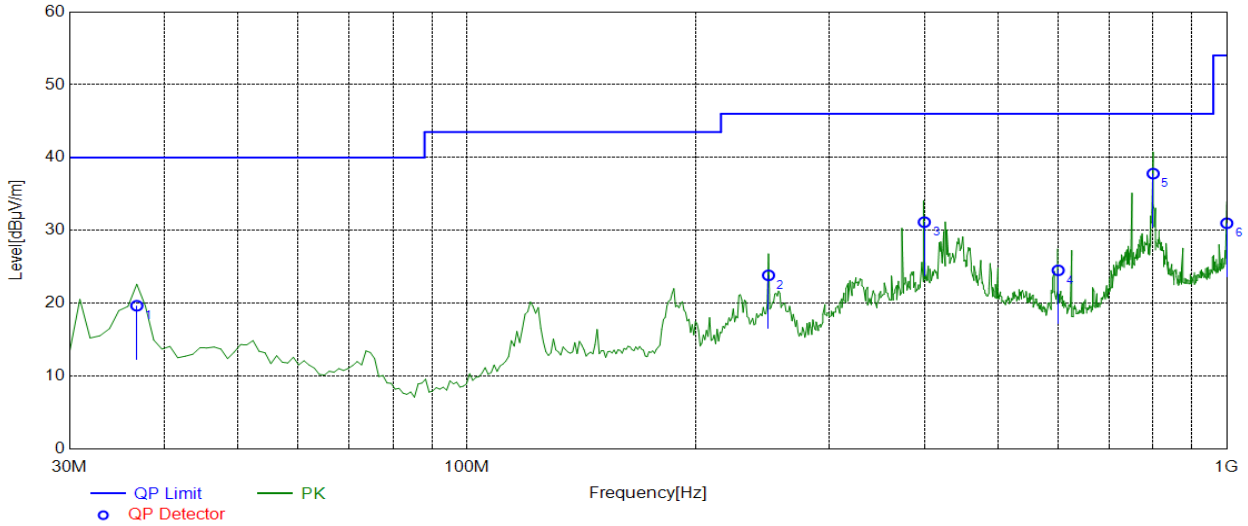

Final Data List								
NO.	Freq. [MHz]	Factor [dB/m]	QP Value [dBµV/m]	QP Limit [dBµV/m]	QP Margin [dB]	Height [cm]	Angle [°]	Polarity
1	36.7968	-16.35	19.67	40.00	20.33	100	338	Horizontal
2	249.439	-17.33	23.84	46.00	22.16	100	38	Horizontal
3	399.939	-13.56	31.14	46.00	14.86	100	130	Horizontal
4	599.960	-9.38	24.52	46.00	21.48	100	149	Horizontal
5	799.980	-6.46	37.80	46.00	8.20	100	223	Horizontal
6	1000.00	-4.55	30.99	54.00	23.01	100	264	Horizontal

Mode:	ant2 11ac20 5745	Voltage:	120V/60Hz

Test Graph

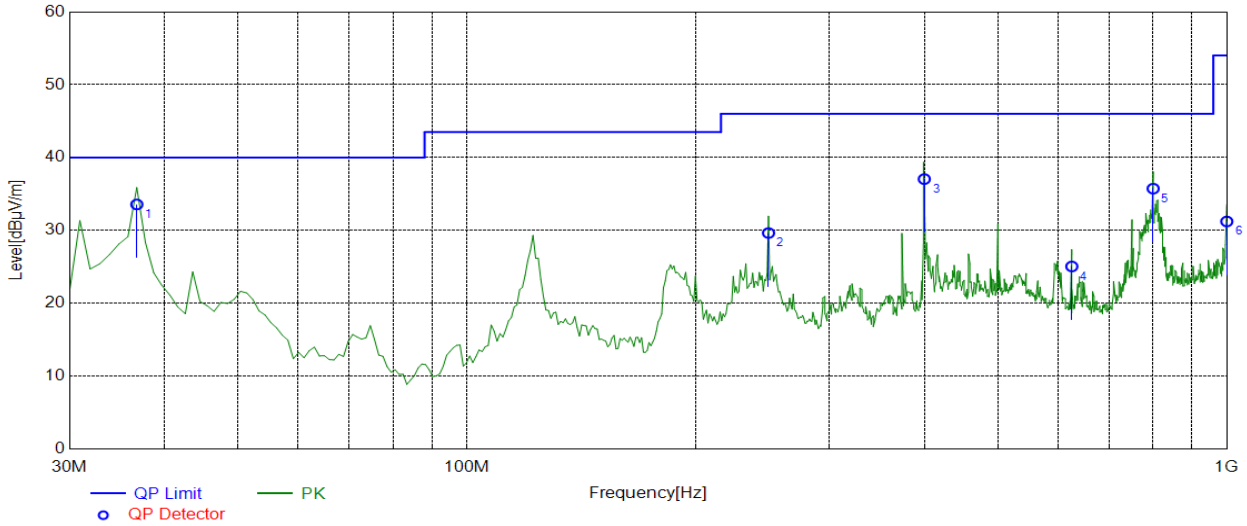

Final Data List								
NO.	Freq. [MHz]	Factor [dB/m]	QP Value [dBµV/m]	QP Limit [dBµV/m]	QP Margin [dB]	Height [cm]	Angle [°]	Polarity
1	36.7968	-16.35	33.57	40.00	6.43	100	66	Vertical
2	249.439	-17.33	29.65	46.00	16.35	100	284	Vertical
3	399.939	-13.56	37.05	46.00	8.95	100	303	Vertical
4	625.205	-9.13	25.06	46.00	20.94	100	327	Vertical
5	799.980	-6.46	35.74	46.00	10.26	100	206	Vertical
6	1000.00	-4.55	31.23	54.00	22.77	100	33	Vertical

Mode:	ant2 11ac20 5745	Voltage:	120V/60Hz

Test Graph

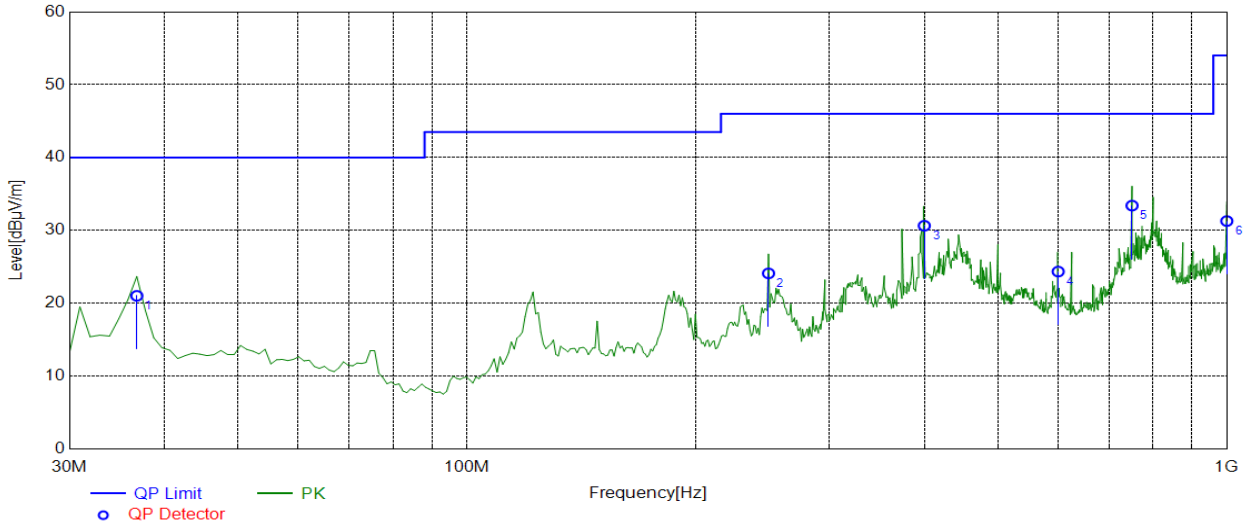

Final Data List								
NO.	Freq. [MHz]	Factor [dB/m]	QP Value [dBµV/m]	QP Limit [dBµV/m]	QP Margin [dB]	Height [cm]	Angle [°]	Polarity
1	36.7968	-16.35	21.03	40.00	18.97	100	28	Horizontal
2	249.439	-17.33	24.11	46.00	21.89	100	52	Horizontal
3	399.939	-13.56	30.65	46.00	15.35	100	125	Horizontal
4	599.960	-9.38	24.36	46.00	21.64	100	125	Horizontal
5	750.460	-7.42	33.41	46.00	12.59	100	28	Horizontal
6	1000.00	-4.55	31.29	54.00	22.71	100	263	Horizontal

Mode:	ant2 11ac20 5785	Voltage:	120V/60Hz

Test Graph

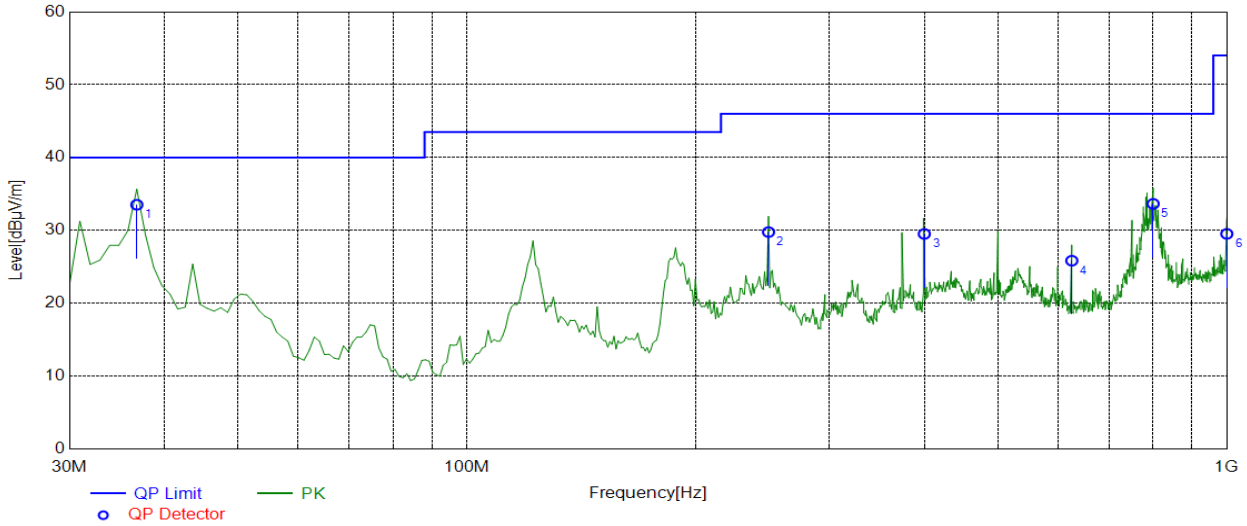

Final Data List								
NO.	Freq. [MHz]	Factor [dB/m]	QP Value [dBµV/m]	QP Limit [dBµV/m]	QP Margin [dB]	Height [cm]	Angle [°]	Polarity
1	36.7968	-16.35	33.53	40.00	6.47	100	51	Vertical
2	249.439	-17.33	29.78	46.00	16.22	100	289	Vertical
3	399.939	-13.56	29.52	46.00	16.48	100	332	Vertical
4	625.205	-9.13	25.85	46.00	20.15	100	332	Vertical
5	799.980	-6.46	33.65	46.00	12.35	100	18	Vertical
6	1000.00	-4.55	29.53	54.00	24.47	100	23	Vertical

Mode:	ant2 11ac20 5785	Voltage:	120V/60Hz

Test Graph

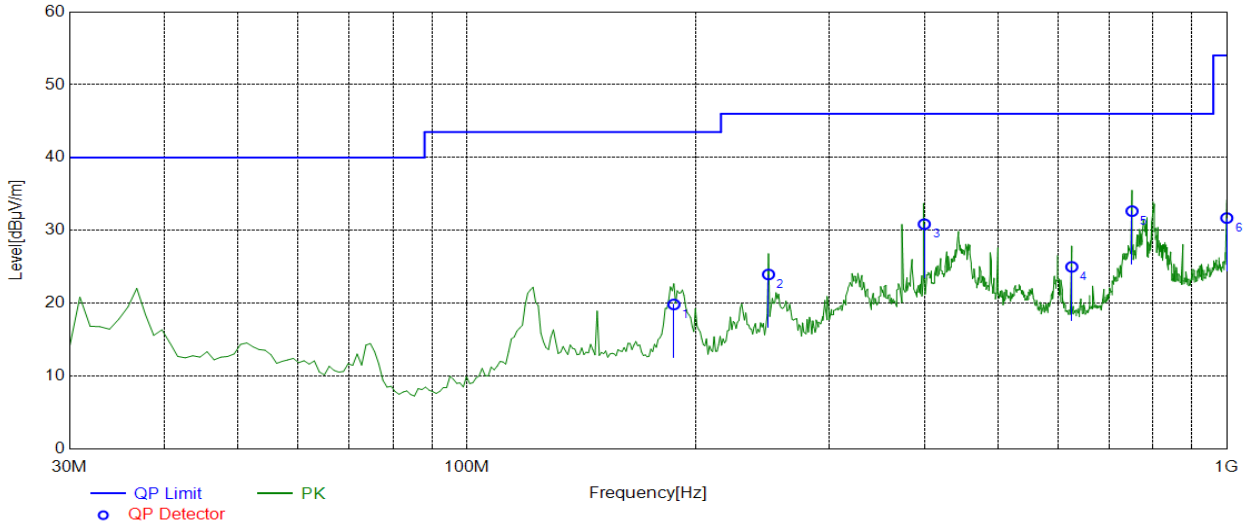

Final Data List								
NO.	Freq. [MHz]	Factor [dB/m]	QP Value [dBµV/m]	QP Limit [dBµV/m]	QP Margin [dB]	Height [cm]	Angle [°]	Polarity
1	187.297	-17.94	19.84	43.50	23.66	100	314	Horizontal
2	249.439	-17.33	23.96	46.00	22.04	100	51	Horizontal
3	399.939	-13.56	30.86	46.00	15.14	100	144	Horizontal
4	625.205	-9.13	25.00	46.00	21.00	100	135	Horizontal
5	750.460	-7.42	32.65	46.00	13.35	100	28	Horizontal
6	1000.00	-4.55	31.70	54.00	22.30	100	263	Horizontal

Mode:	ant2 11ac20 5825	Voltage:	120V/60Hz

Test Graph

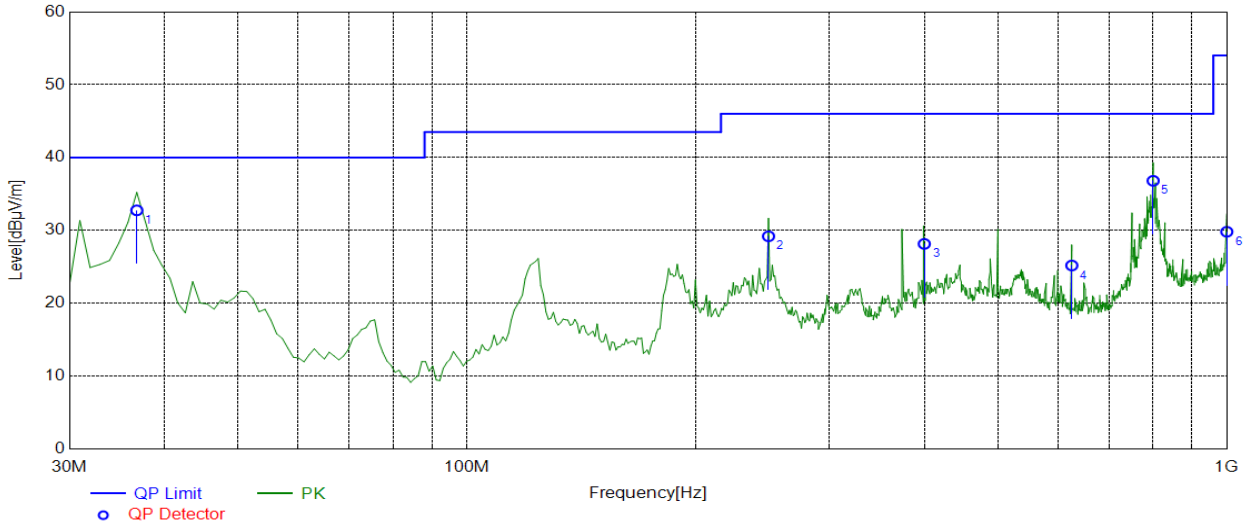

Final Data List								
NO.	Freq. [MHz]	Factor [dB/m]	QP Value [dBµV/m]	QP Limit [dBµV/m]	QP Margin [dB]	Height [cm]	Angle [°]	Polarity
1	36.7968	-16.35	32.76	40.00	7.24	100	47	Vertical
2	249.439	-17.33	29.20	46.00	16.80	100	106	Vertical
3	399.939	-13.56	28.15	46.00	17.85	100	2	Vertical
4	625.205	-9.13	25.19	46.00	20.81	100	332	Vertical
5	799.980	-6.46	36.81	46.00	9.19	100	263	Vertical
6	1000.00	-4.55	29.82	54.00	24.18	100	332	Vertical

Mode:	ant2 11ac20 5825	Voltage:	120V/60Hz

Test Graph

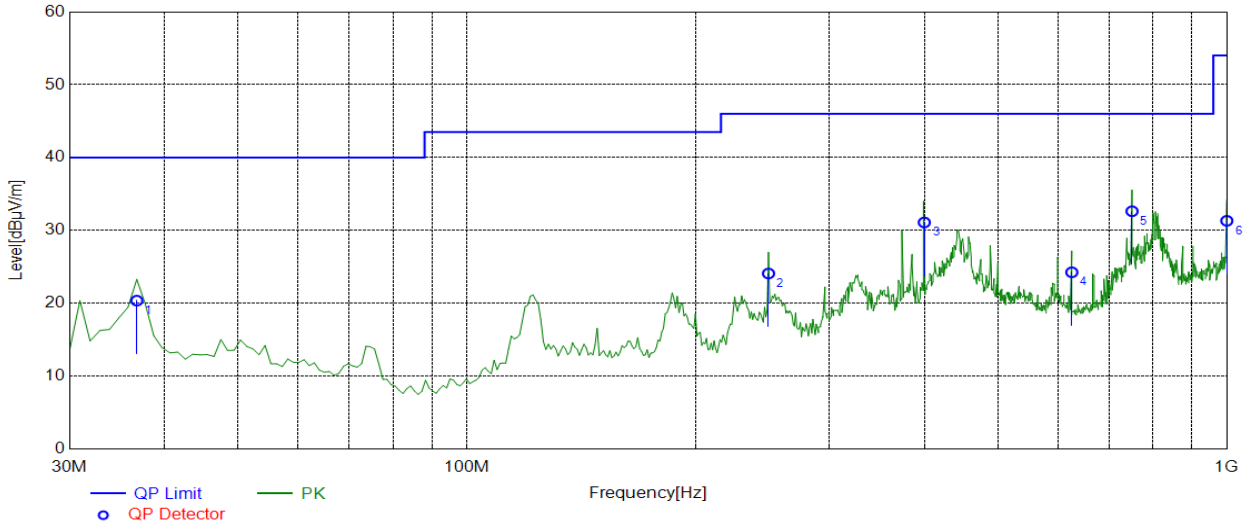

Final Data List								
NO.	Freq. [MHz]	Factor [dB/m]	QP Value [dBµV/m]	QP Limit [dBµV/m]	QP Margin [dB]	Height [cm]	Angle [°]	Polarity
1	36.7968	-16.35	20.37	40.00	19.63	100	33	Horizontal
2	249.439	-17.33	24.09	46.00	21.91	100	28	Horizontal
3	399.939	-13.56	31.10	46.00	14.90	100	155	Horizontal
4	625.205	-9.13	24.26	46.00	21.74	100	136	Horizontal
5	750.460	-7.42	32.63	46.00	13.37	100	42	Horizontal
6	1000.00	-4.55	31.32	54.00	22.68	100	262	Horizontal

Mode:	ant2 11n40 5190	Voltage:	120V/60Hz

Test Graph

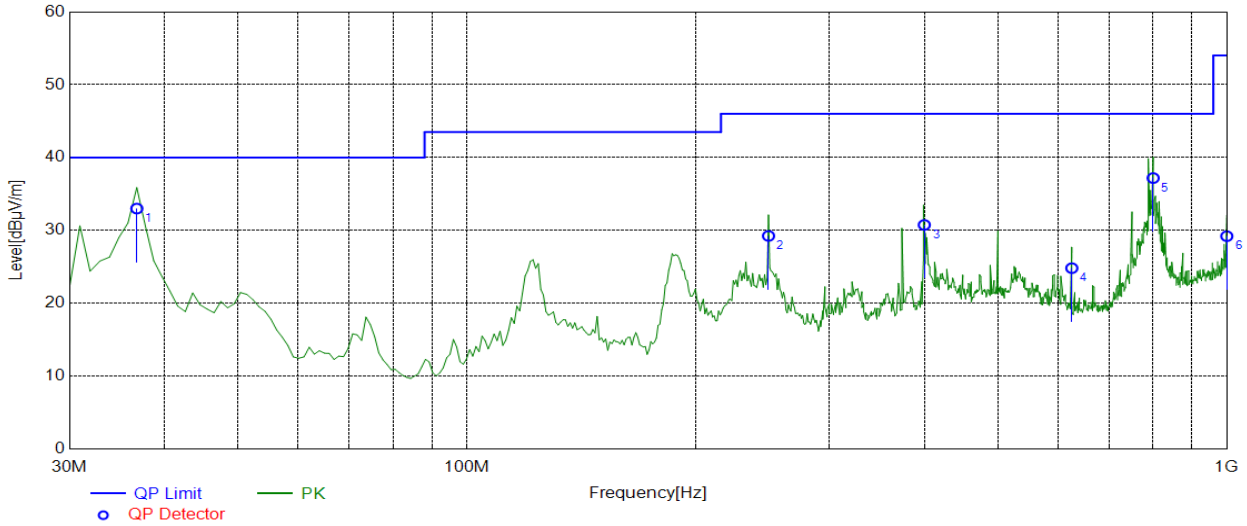

Final Data List								
NO.	Freq. [MHz]	Factor [dB/m]	QP Value [dBµV/m]	QP Limit [dBµV/m]	QP Margin [dB]	Height [cm]	Angle [°]	Polarity
1	36.7968	-16.35	33.00	40.00	7.00	100	54	Vertical
2	249.439	-17.33	29.25	46.00	16.75	100	102	Vertical
3	399.939	-13.56	30.76	46.00	15.24	100	332	Vertical
4	625.205	-9.13	24.82	46.00	21.18	100	327	Vertical
5	799.980	-6.46	37.19	46.00	8.81	100	0	Vertical
6	1000.00	-4.55	29.21	54.00	24.79	100	332	Vertical

Mode:	ant2 11n40 5190	Voltage:	120V/60Hz

Test Graph

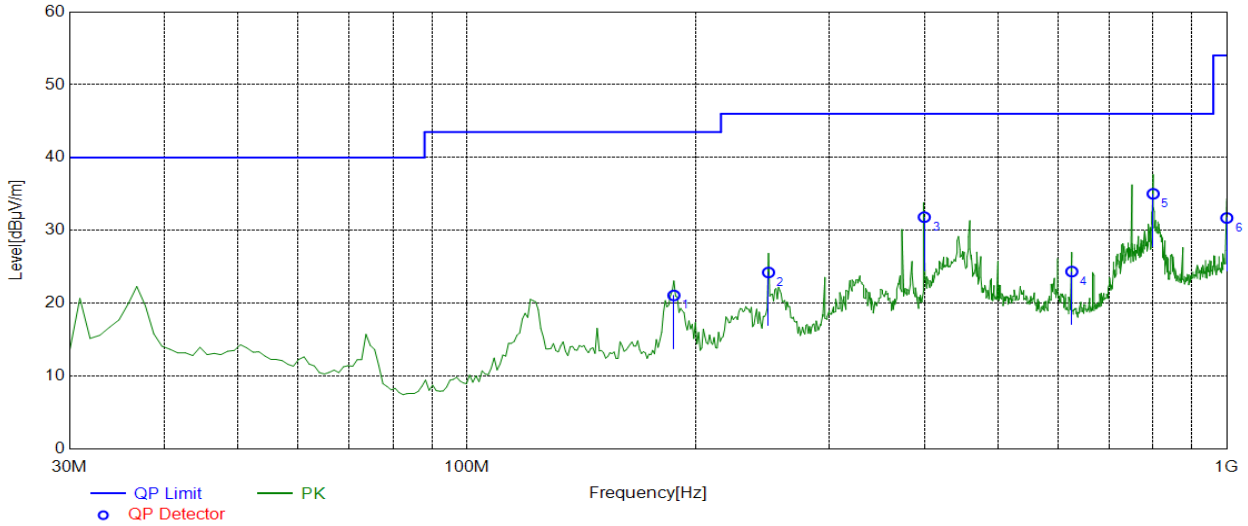

Final Data List								
NO.	Freq. [MHz]	Factor [dB/m]	QP Value [dBµV/m]	QP Limit [dBµV/m]	QP Margin [dB]	Height [cm]	Angle [°]	Polarity
1	187.297	-17.94	21.08	43.50	22.42	100	176	Horizontal
2	249.439	-17.33	24.23	46.00	21.77	100	52	Horizontal
3	399.939	-13.56	31.82	46.00	14.18	100	158	Horizontal
4	625.205	-9.13	24.36	46.00	21.64	100	134	Horizontal
5	799.980	-6.46	35.03	46.00	10.97	100	93	Horizontal
6	1000.00	-4.55	31.71	54.00	22.29	100	268	Horizontal

Mode:	ant2 11n40 5230	Voltage:	120V/60Hz

Test Graph

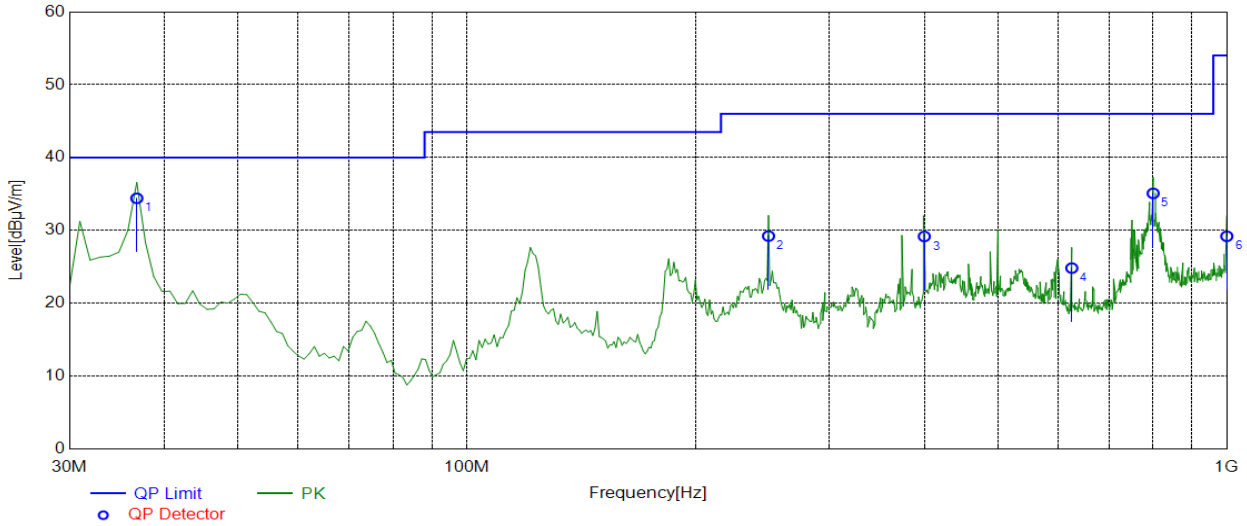

Final Data List								
NO.	Freq. [MHz]	Factor [dB/m]	QP Value [dBµV/m]	QP Limit [dBµV/m]	QP Margin [dB]	Height [cm]	Angle [°]	Polarity
1	36.7968	-16.35	34.41	40.00	5.59	100	63	Vertical
2	249.439	-17.33	29.23	46.00	16.77	100	286	Vertical
3	399.939	-13.56	29.18	46.00	16.82	100	18	Vertical
4	625.205	-9.13	24.83	46.00	21.17	100	327	Vertical
5	799.980	-6.46	35.09	46.00	10.91	100	27	Vertical
6	1000.00	-4.55	29.20	54.00	24.80	100	332	Vertical

Mode:	ant2 11n40 5230	Voltage:	120V/60Hz

Test Graph

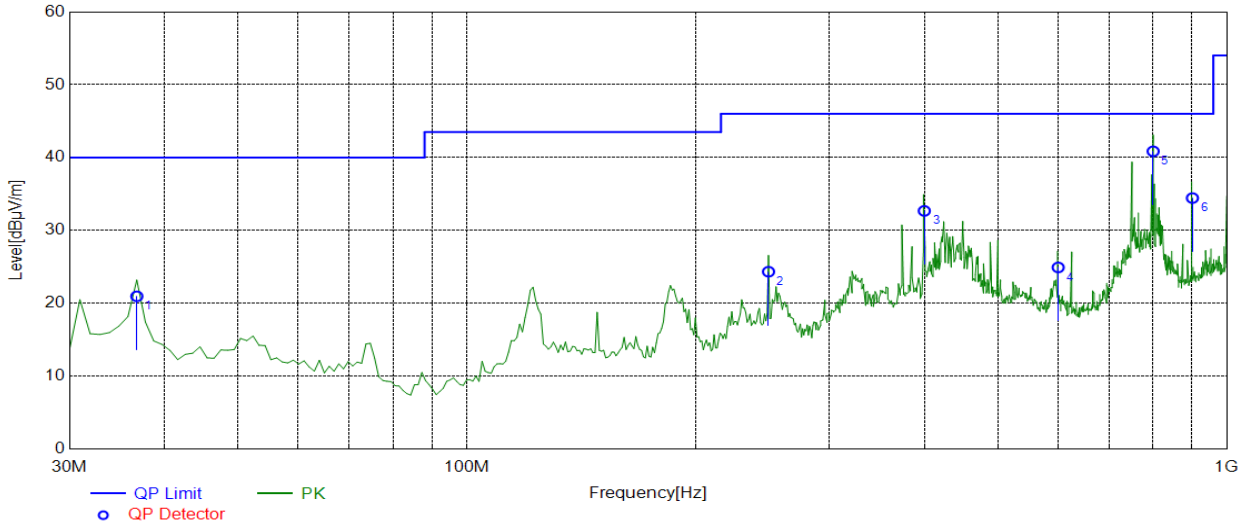

Final Data List								
NO.	Freq. [MHz]	Factor [dB/m]	QP Value [dBµV/m]	QP Limit [dBµV/m]	QP Margin [dB]	Height [cm]	Angle [°]	Polarity
1	36.7968	-16.35	20.96	40.00	19.04	100	29	Horizontal
2	249.439	-17.33	24.34	46.00	21.66	100	44	Horizontal
3	399.939	-13.56	32.68	46.00	13.32	100	133	Horizontal
4	599.960	-9.38	24.92	46.00	21.08	100	113	Horizontal
5	799.980	-6.46	40.86	46.00	5.14	100	29	Horizontal
6	900.961	-5.67	34.44	46.00	11.56	100	205	Horizontal

Mode:	ant2 11n40 5755	Voltage:	120V/60Hz

Test Graph

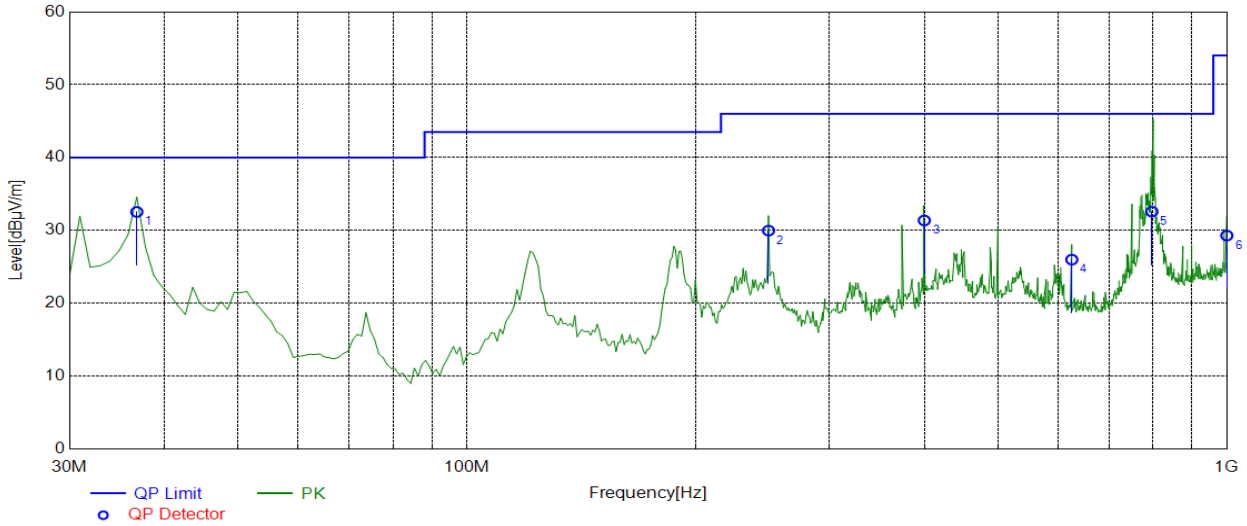

Final Data List								
NO.	Freq. [MHz]	Factor [dB/m]	QP Value [dBµV/m]	QP Limit [dBµV/m]	QP Margin [dB]	Height [cm]	Angle [°]	Polarity
1	36.7968	-16.35	32.54	40.00	7.46	100	103	Vertical
2	249.439	-17.33	29.98	46.00	16.02	100	290	Vertical
3	399.939	-13.56	31.37	46.00	14.63	100	332	Vertical
4	625.205	-9.13	26.00	46.00	20.00	100	322	Vertical
5	797.067	-6.52	32.58	46.00	13.42	100	30	Vertical
6	1000.00	-4.55	29.30	54.00	24.70	100	332	Vertical

Mode:	ant2 11n40 5755	Voltage:	120V/60Hz

Test Graph

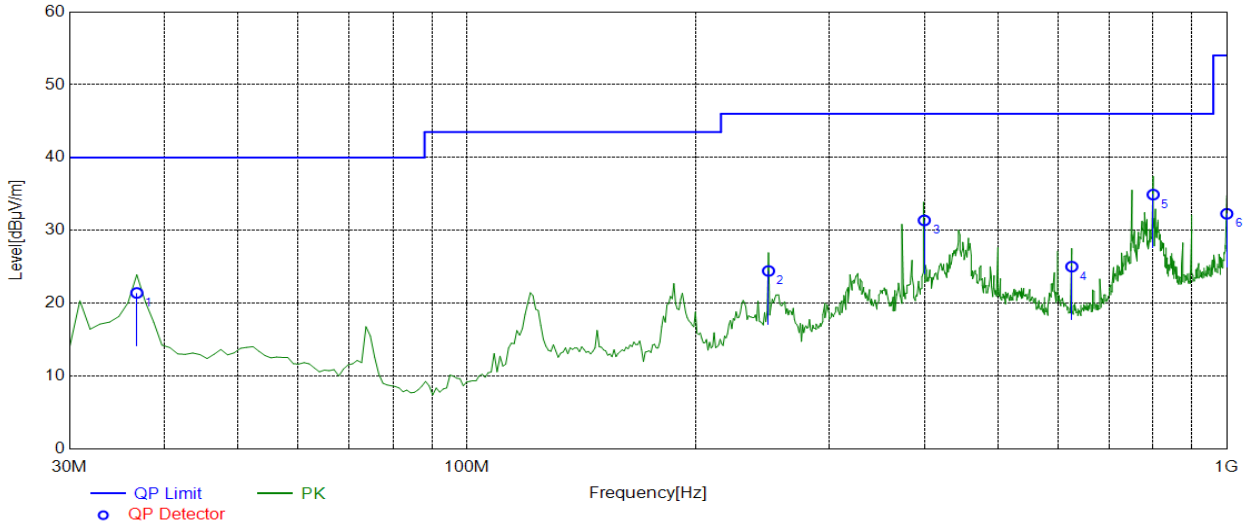

Final Data List								
NO.	Freq. [MHz]	Factor [dB/m]	QP Value [dBµV/m]	QP Limit [dBµV/m]	QP Margin [dB]	Height [cm]	Angle [°]	Polarity
1	36.7968	-16.35	21.42	40.00	18.58	100	28	Horizontal
2	249.439	-17.33	24.44	46.00	21.56	100	42	Horizontal
3	399.939	-13.56	31.38	46.00	14.62	100	134	Horizontal
4	625.205	-9.13	25.03	46.00	20.97	100	139	Horizontal
5	799.980	-6.46	34.92	46.00	11.08	100	241	Horizontal
6	1000.00	-4.55	32.29	54.00	21.71	100	270	Horizontal

Mode:	ant2 11n40 5795	Voltage:	120V/60Hz

Test Graph

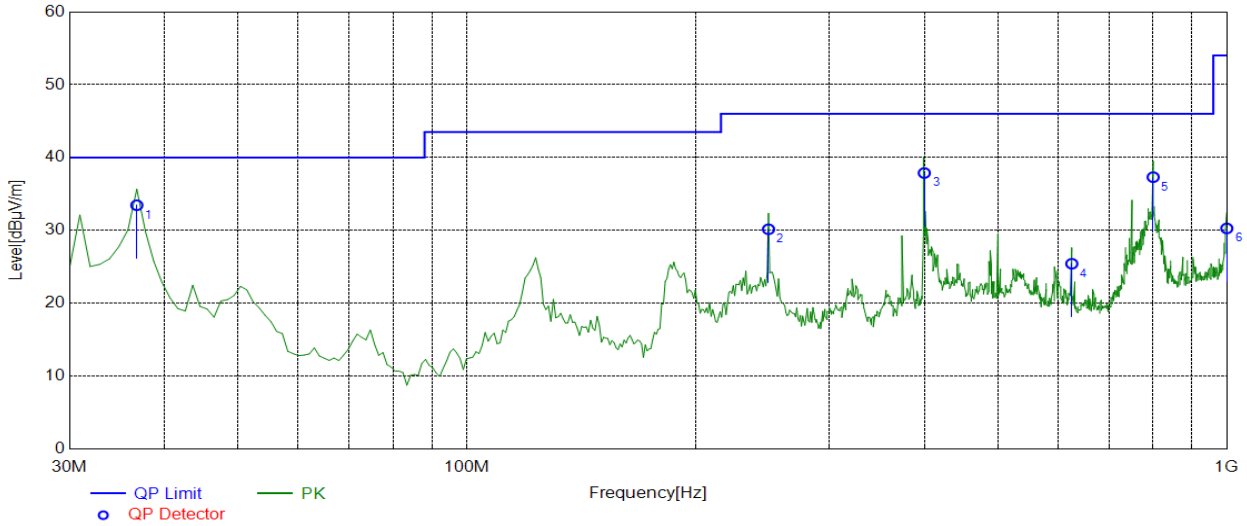

Final Data List								
NO.	Freq. [MHz]	Factor [dB/m]	QP Value [dBµV/m]	QP Limit [dBµV/m]	QP Margin [dB]	Height [cm]	Angle [°]	Polarity
1	36.7968	-16.35	33.46	40.00	6.54	100	56	Vertical
2	249.439	-17.33	30.16	46.00	15.84	100	282	Vertical
3	399.939	-13.56	37.88	46.00	8.12	100	332	Vertical
4	625.205	-9.13	25.43	46.00	20.57	100	332	Vertical
5	799.980	-6.46	37.31	46.00	8.69	100	5	Vertical
6	1000.00	-4.55	30.28	54.00	23.72	100	332	Vertical

Mode:	ant2 11n40 5795	Voltage:	120V/60Hz

Test Graph

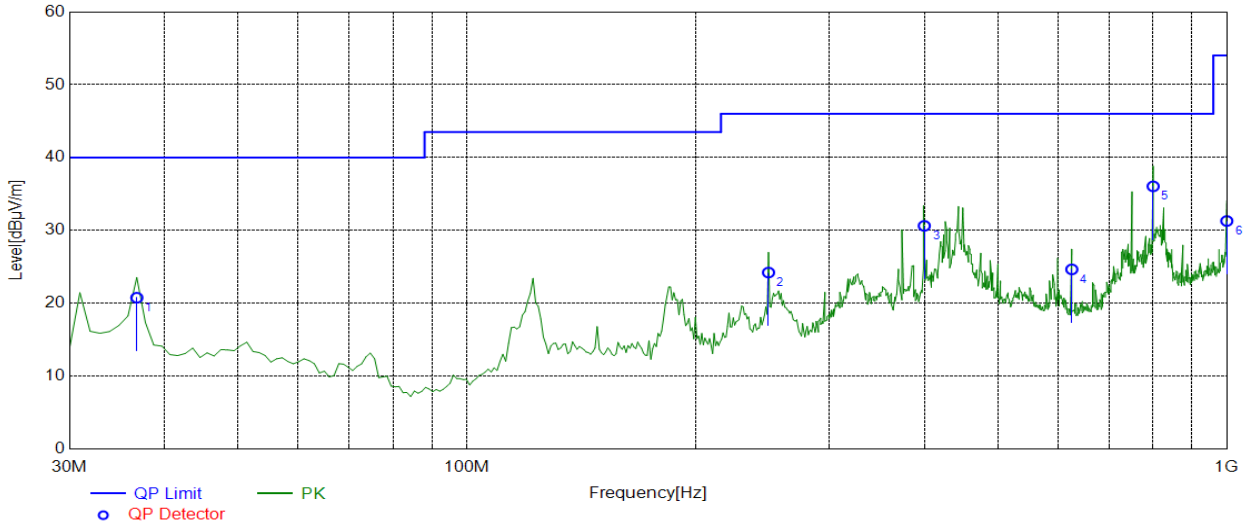

Final Data List								
NO.	Freq. [MHz]	Factor [dB/m]	QP Value [dBµV/m]	QP Limit [dBµV/m]	QP Margin [dB]	Height [cm]	Angle [°]	Polarity
1	36.7968	-16.35	20.77	40.00	19.23	100	28	Horizontal
2	249.439	-17.33	24.22	46.00	21.78	100	52	Horizontal
3	399.939	-13.56	30.63	46.00	15.37	100	190	Horizontal
4	625.205	-9.13	24.66	46.00	21.34	100	135	Horizontal
5	799.980	-6.46	36.05	46.00	9.95	100	264	Horizontal
6	1000.00	-4.55	31.30	54.00	22.70	100	264	Horizontal