Mode	9	
	Band Edge - L	
	U-NII-3_5.725-5.85_802.11ac VHT80_CH155_5775MHz	
ANT	2	
Pol.	Horizontal	Fundamental
Peak	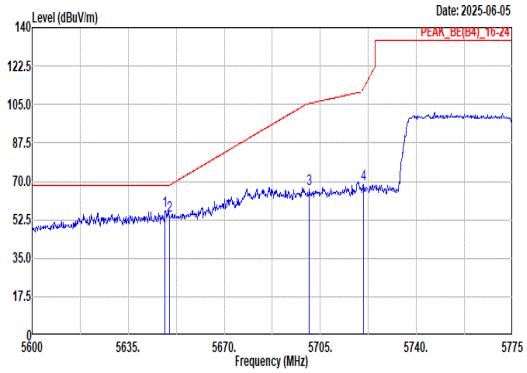 Site : 03CH21-HY Condition: PEAK_BE(B4)_16-24 3m DRH18-E_LE2C03A18EN_240711 HORIZONTAL : RBW:1000.000kHz VBW:3000.000kHz SWT:Auto Freq Level Limit Line Margin Read Level Ant Factor Cable Loss Preamp Factor Aux Factor APos TPos Remark MHz dBuV/m dBuV/m dB dBuV dB/m dB dB dB cm deg 1 5648.48 56.28 68.20 -11.92 44.81 33.19 13.61 35.33 0.00 243 223 Peak 2 5650.05 54.44 68.24 -13.80 42.96 33.20 13.61 35.33 0.00 243 223 Peak 3 5700.98 66.61 105.47 -38.86 54.80 33.50 13.67 35.36 0.00 243 223 Peak 4 5720.75 68.60 112.51 -43.91 56.70 33.58 13.69 35.37 0.00 243 223 Peak	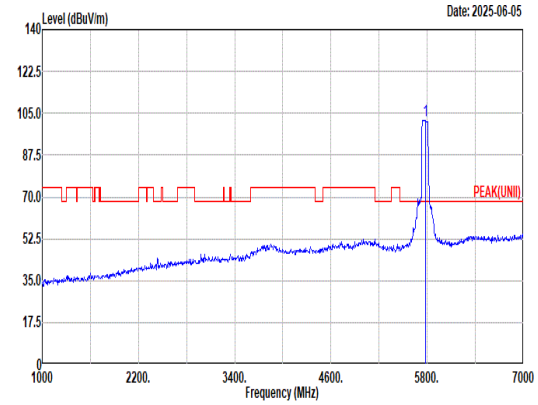 Site : 03CH21-HY Condition: PEAK(UNII) 3m DRH18-E_LE2C03A18EN_240711 HORIZONTAL : RBW:1000.000kHz VBW:3000.000kHz SWT:Auto Freq Level Limit Line Margin Read Level Ant Factor Cable Loss Preamp Factor Aux Factor APos TPos Remark MHz dBuV/m dBuV/m dB dBuV dB/m dB dB dB cm deg 1 5775.00 102.11 ------ ------ 90.06 33.70 13.74 35.39 0.00 243 223 Peak
Avg	Blank	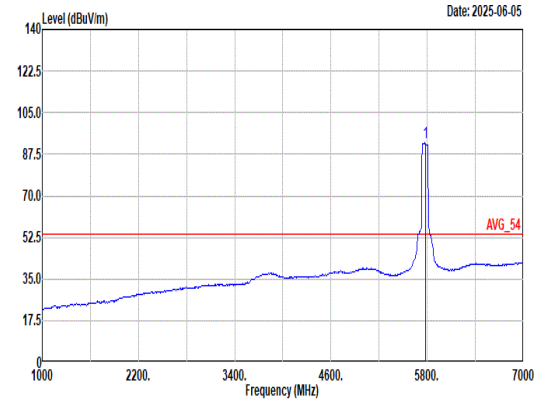 Site : 03CH21-HY Condition: AVG_54 3m DRH18-E_LE2C03A18EN_240711 HORIZONTAL : RBW:1000.000kHz VBW:3000.000kHz SWT:Auto Freq Level Limit Line Margin Read Level Ant Factor Cable Loss Preamp Factor Aux Factor APos TPos Remark MHz dBuV/m dBuV/m dB dBuV dB/m dB dB dB cm deg 1 5775.00 92.39 ------ ------ 80.34 33.70 13.75 35.40 0.00 243 223 Average

Mode	9	
	Band Edge - R	
	U-NII-3_5.725-5.85_802.11ac VHT80_CH155_5775MHz	
ANT	2	
Pol.	Horizontal	Fundamental
Peak	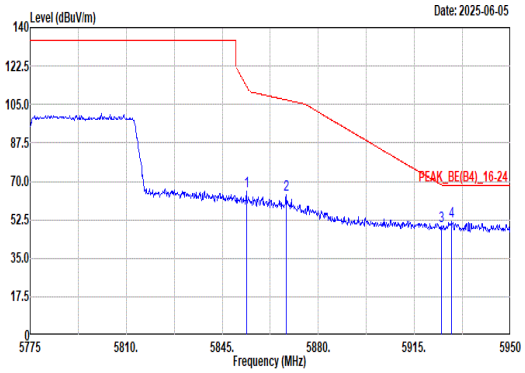 Site : 03CH21-HY Condition: PEAK_BE(B4)_16-24 3m DRH18-E_LE2C03A18EN_240711 HORIZONTAL : RBW:1000.000kHz VBW:3000.000kHz SWT:Auto	Blank

	Freq	Level	Limit Line	Margin	Read Level	Ant Factor	Cable Loss	Preamp Factor	Aux Factor	APos	TPos	Remark
	MHz	dBuV/m	dBuV/m	dB	dBuV	dB/m	dB	dB	dB	cm	deg	
1	5853.75	65.52	113.65	-48.13	53.41	33.70	13.85	35.44	0.00	243	223	Peak
2	5868.28	64.04	107.08	-43.04	51.92	33.70	13.87	35.45	0.00	243	223	Peak
3	5924.98	49.79	68.22	-18.43	37.68	33.65	13.94	35.48	0.00	243	223	Peak
4	5928.48	51.52	68.20	-16.68	39.42	33.64	13.94	35.48	0.00	243	223	Peak

Mode	9	
	Band Edge - L	
	U-NII-3_5.725-5.85_802.11ac VHT80_CH155_5775MHz	
ANT	2	
Pol.	Vertical	Fundamental
Peak	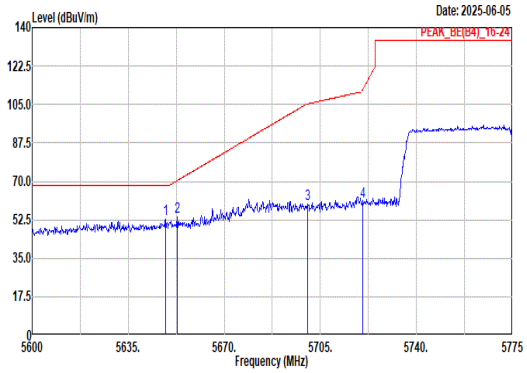 Site : 03CH21-HY Condition: PEAK_BE(B4)_16-24 3m DRH18-E_LE2C03A18EN_240711 VERTICAL : RBW:1000.000kHz VBW:3000.000kHz SWT:Auto 1 5648.65 52.90 68.20 -15.30 41.43 33.19 13.61 35.33 0.00 351 194 Peak 2 5652.85 53.69 70.32 -16.63 42.19 33.22 13.61 35.33 0.00 351 194 Peak 3 5700.45 59.85 105.33 -45.48 48.04 33.50 13.67 35.36 0.00 351 194 Peak 4 5720.40 60.96 111.71 -50.75 49.06 33.58 13.69 35.37 0.00 351 194 Peak	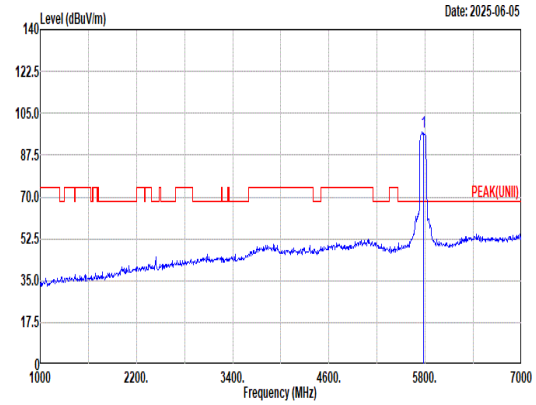 Site : 03CH21-HY Condition: PEAK(UNII) 3m DRH18-E_LE2C03A18EN_240711 VERTICAL : RBW:1000.000kHz VBW:3000.000kHz SWT:Auto 1 5775.00 97.17 ------ ------ 85.11 33.70 13.75 35.39 0.00 351 194 Peak
Avg	Blank	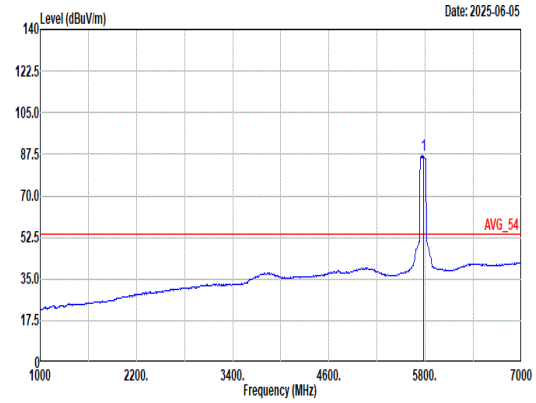 Site : 03CH21-HY Condition: AVG_54 3m DRH18-E_LE2C03A18EN_240711 VERTICAL : RBW:1000.000kHz VBW:3000.000kHz SWT:Auto 1 5775.00 87.11 ------ ------ 75.05 33.70 13.75 35.39 0.00 351 194 Average

Mode	9	
	Band Edge - R	
	U-NII-3_5.725-5.85_802.11ac VHT80_CH155_5775MHz	
ANT	2	
Pol.	Vertical	Fundamental
Peak	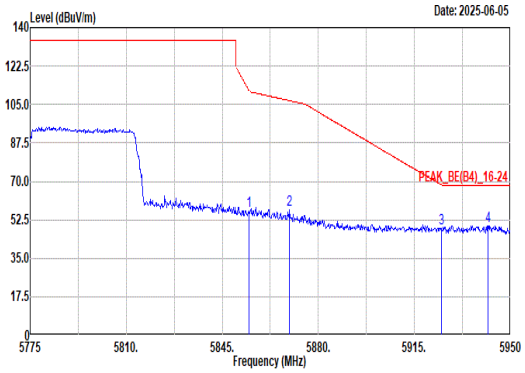 Site : 03CH21-HY Condition: PEAK_BE(B4)_16-24 3m DRH18-E_LE2C03A18EN_240711 VERTICAL : RBW:1000.000kHz VBW:3000.000kHz SWT:Auto Freq Level Limit Line Margin Read Level Ant Factor Cable Loss Preamp Factor Aux Factor APos TPos Remark MHz dBuV/m dBuV/m dB dBuV dB/m dB dB dB cm deg 1 5854.63 56.71 111.65 -54.94 44.59 33.70 13.86 35.44 0.00 351 194 Peak 2 5869.50 57.08 106.74 -49.66 44.96 33.70 13.87 35.45 0.00 351 194 Peak 3 5924.98 48.76 68.22 -19.46 36.65 33.65 13.94 35.48 0.00 351 194 Peak 4 5941.78 49.74 68.20 -18.46 37.65 33.62 13.96 35.49 0.00 351 194 Peak	Blank

Mode	10	
	Band Edge	
	U-NII-3_5.725-5.85_802.11ax HE20_CH149_Full RU_5745MHz	
ANT	2	
Pol.	Horizontal	Fundamental
Peak	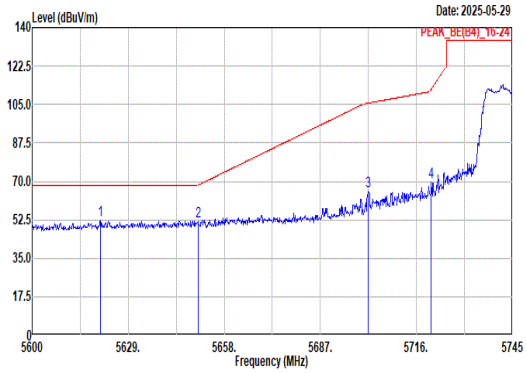 Site : 03CH21-HY Condition: PEAK_BE(B4)_16-24 3m DRH18-E_LE2C03A18EN_240711 HORIZONTAL : RBW:1000.000kHz VBW:3000.000kHz SWT:Auto Freq Level Limit Line Margin Read Level Ant Factor Cable Loss Preamp Factor Aux Factor APos TPos Remark MHz dBuV/m dBuV/m dB dBuV dB/m dB dB dB cm deg 1 5620.59 52.18 68.20 -16.02 40.91 33.02 13.57 35.32 0.00 248 215 Peak 2 5650.03 51.83 68.22 -16.39 40.35 33.20 13.61 35.33 0.00 248 215 Peak 3 5701.50 65.28 105.62 -40.34 53.46 33.51 13.67 35.36 0.00 248 215 Peak 4 5720.50 69.62 111.93 -42.31 57.72 33.58 13.69 35.37 0.00 248 215 Peak	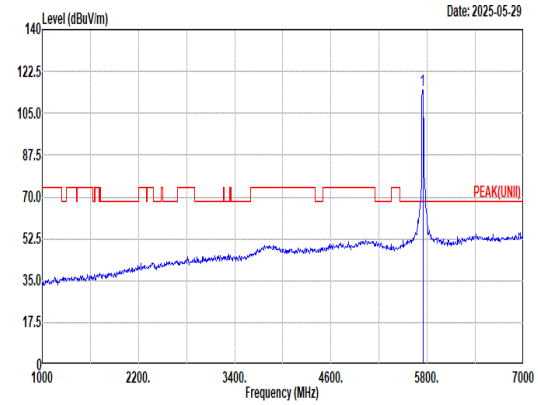 Site : 03CH21-HY Condition: PEAK(UNII) 3m DRH18-E_LE2C03A18EN_240711 HORIZONTAL : RBW:1000.000kHz VBW:3000.000kHz SWT:Auto Freq Level Limit Line Margin Read Level Ant Factor Cable Loss Preamp Factor Aux Factor APos TPos Remark MHz dBuV/m dBuV/m dB dBuV dB/m dB dB dB cm deg 1 5745.00 114.76 ------ ------ 102.76 33.66 13.72 35.38 0.00 248 215 Peak
Avg	Blank	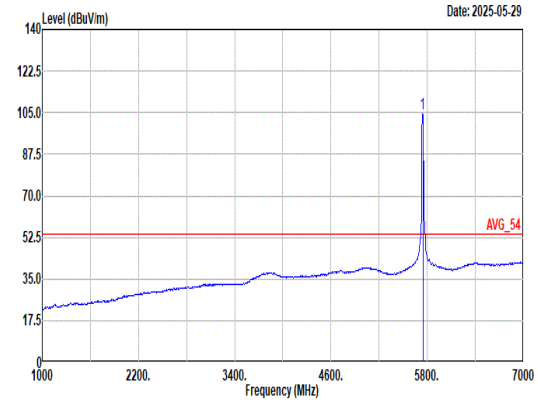 Site : 03CH21-HY Condition: AVG_54 3m DRH18-E_LE2C03A18EN_240711 HORIZONTAL : RBW:1000.000kHz VBW:3000.000kHz SWT:Auto Freq Level Limit Line Margin Read Level Ant Factor Cable Loss Preamp Factor Aux Factor APos TPos Remark MHz dBuV/m dBuV/m dB dBuV dB/m dB dB dB cm deg 1 5745.00 104.57 ------ ------ 92.57 33.66 13.72 35.38 0.00 248 215 Average

Mode	10	
	Band Edge	
	U-NII-3_5.725-5.85_802.11ax HE20_CH149_Full RU_5745MHz	
ANT	2	
Pol.	Vertical	Fundamental
Peak	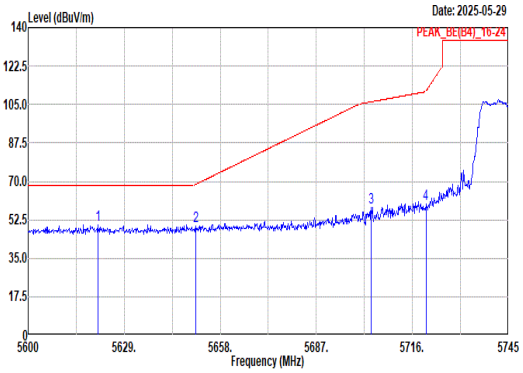 Site : 03CH21-HY Condition: PEAK_BE(B4)_16-24 3m DRH18-E_LE2C03A18EN_240711 VERTICAL : RBW:1000.000kHz VBW:3000.000kHz SWT:Auto 1 5621.03 50.40 68.20 -17.80 39.11 33.03 13.58 35.32 0.00 259 183 Peak 2 5650.61 49.46 68.65 -19.19 37.98 33.20 13.61 35.33 0.00 259 183 Peak 3 5703.53 57.99 106.19 -48.20 46.17 33.51 13.67 35.36 0.00 259 183 Peak 4 5720.06 59.80 110.94 -51.14 47.90 33.58 13.69 35.37 0.00 259 183 Peak	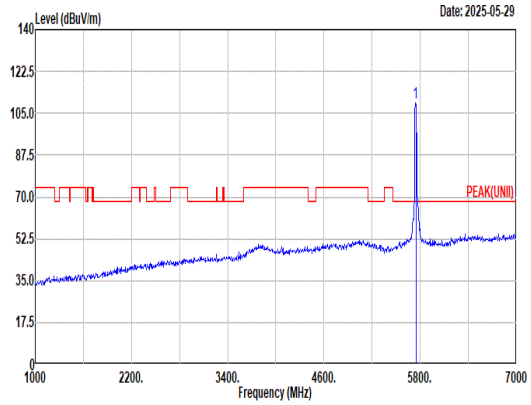 Site : 03CH21-HY Condition: PEAK(UNII) 3m DRH18-E_LE2C03A18EN_240711 VERTICAL : RBW:1000.000kHz VBW:3000.000kHz SWT:Auto 1 5745.00 109.43 ------ ------ 97.43 33.66 13.72 35.38 0.00 259 183 Peak
Avg	Blank	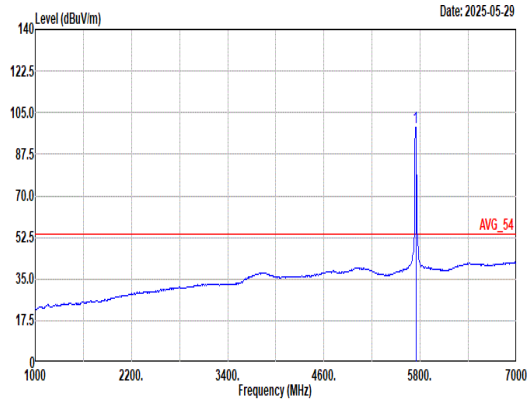 Site : 03CH21-HY Condition: AVG_54 3m DRH18-E_LE2C03A18EN_240711 VERTICAL : RBW:1000.000kHz VBW:3000.000kHz SWT:Auto 1 5745.00 98.85 ------ ------ 86.85 33.66 13.72 35.38 0.00 259 183 Average

Mode	10	
	Harmonic	
	U-NII-3_5.725-5.85_802.11ax HE20_CH149_Full RU_5745MHz	
ANT	2	
Pol.	Horizontal	Vertical
Peak Avg	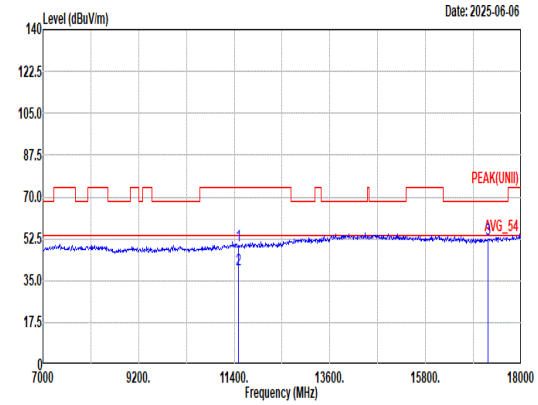 Site : 03CH21-HY Condition: PEAK(UNII) 3m DRH18-E_LE2C03A18EN_240711 HORIZONTAL Freq Level Limit Line Margin Read Level Ant Factor Cable Loss Preamp Factor Aux Factor APos TPos Remark MHz dBuV/m dBuV/m dB dBuV dB/m dB dB dB cm deg 1 11490.00 49.91 74.00 -24.09 32.16 38.50 19.50 41.00 0.75 -- -- Peak 2 11490.00 39.74 54.00 -14.26 21.99 38.50 19.50 41.00 0.75 -- -- Average 3 17235.00 52.32 68.20 -15.88 34.81 39.87 24.01 46.97 0.60 -- -- Peak	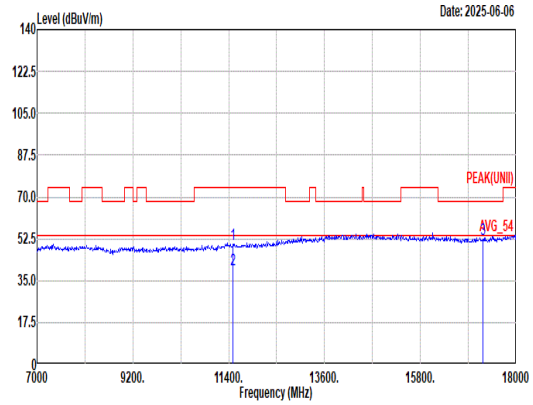 Site : 03CH21-HY Condition: PEAK(UNII) 3m DRH18-E_LE2C03A18EN_240711 VERTICAL Freq Level Limit Line Margin Read Level Ant Factor Cable Loss Preamp Factor Aux Factor APos TPos Remark MHz dBuV/m dBuV/m dB dBuV dB/m dB dB dB cm deg 1 11490.00 50.31 74.00 -23.69 32.56 38.50 19.50 41.00 0.75 -- -- Peak 2 11490.00 39.64 54.00 -14.36 21.89 38.50 19.50 41.00 0.75 -- -- Average 3 17235.00 52.43 68.20 -15.77 34.92 39.87 24.01 46.97 0.60 -- -- Peak

Mode	10	
	Harmonic	
	U-NII-3_5.725-5.85_802.11ax HE20_CH149_Full RU_5745MHz	
ANT	2	
Pol.	Horizontal	Vertical
10.6G ~18G Avg	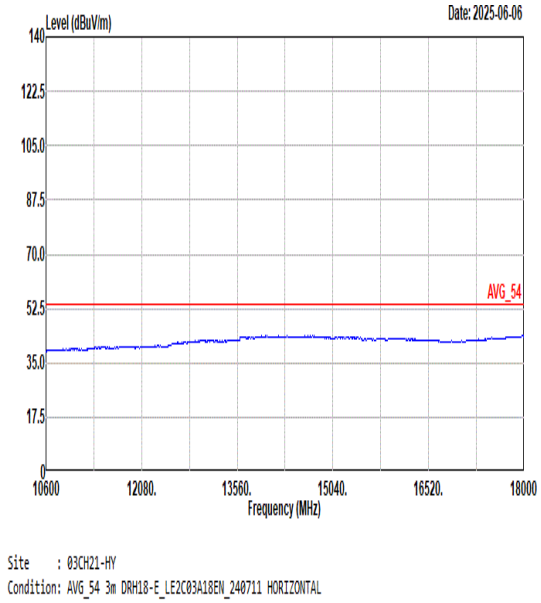	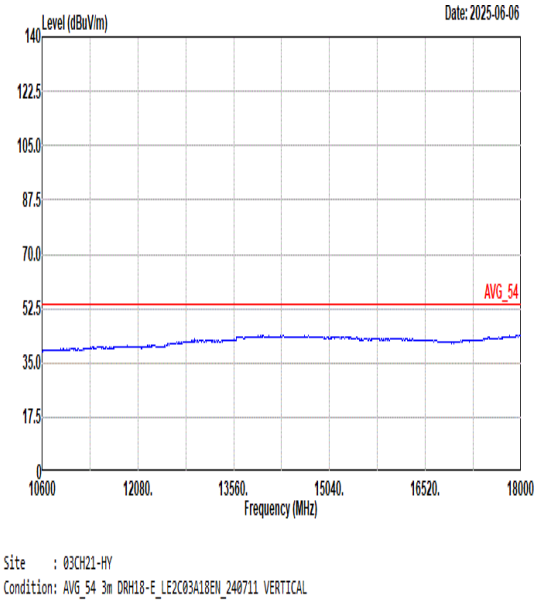

Mode	11	
	Band Edge - L	
	U-NII-3_5.725-5.85_802.11ax HE20_CH157_Full RU_5785MHz	
ANT	2	
Pol.	Horizontal	Fundamental
Peak	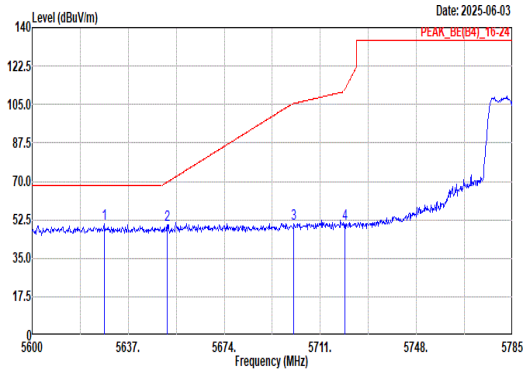 Site : 03CH21-HY Condition: PEAK_BE(B4)_16-24 3m DRH18-E_LE2C03A18EN_240711 HORIZONTAL : RBW:1000.000kHz VBW:3000.000kHz SWT:Auto Freq Level Limit Line Margin Read Level Ant Factor Cable Loss Preamp Factor Aux Factor APos TPos Remark MHz dBuV/m dBuV/m dB dBuV dB/m dB dB dB cm deg 1 5627.75 50.79 68.20 -17.41 39.46 33.07 13.58 35.32 0.00 237 232 Peak 2 5651.99 50.17 69.68 -19.51 38.68 33.21 13.61 35.33 0.00 237 232 Peak 3 5700.83 50.49 105.43 -54.94 38.68 33.50 13.67 35.36 0.00 237 232 Peak 4 5720.44 50.75 111.79 -61.04 38.85 33.58 13.69 35.37 0.00 237 232 Peak	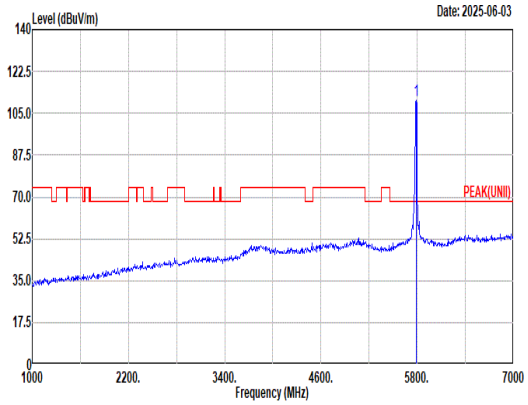 Site : 03CH21-HY Condition: PEAK(UNII) 3m DRH18-E_LE2C03A18EN_240711 HORIZONTAL : RBW:1000.000kHz VBW:3000.000kHz SWT:Auto Freq Level Limit Line Margin Read Level Ant Factor Cable Loss Preamp Factor Aux Factor APos TPos Remark MHz dBuV/m dBuV/m dB dBuV dB/m dB dB dB cm deg 1 5785.00 110.19 ------ ------ 98.12 33.70 13.78 35.41 0.00 237 232 Peak
Avg	Blank	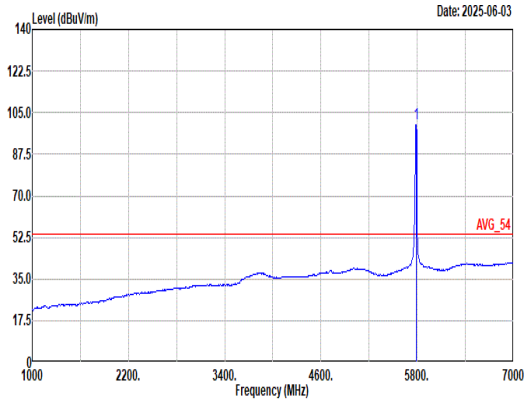 Site : 03CH21-HY Condition: AVG_54 3m DRH18-E_LE2C03A18EN_240711 HORIZONTAL : RBW:1000.000kHz VBW:3000.000kHz SWT:Auto Freq Level Limit Line Margin Read Level Ant Factor Cable Loss Preamp Factor Aux Factor APos TPos Remark MHz dBuV/m dBuV/m dB dBuV dB/m dB dB dB cm deg 1 5785.00 100.15 ------ ------ 88.08 33.70 13.77 35.40 0.00 237 232 Average

Mode	11	
	Band Edge - R	
	U-NII-3_5.725-5.85_802.11ax HE20_CH157_Full RU_5785MHz	
ANT	2	
Pol.	Horizontal	Fundamental
Peak	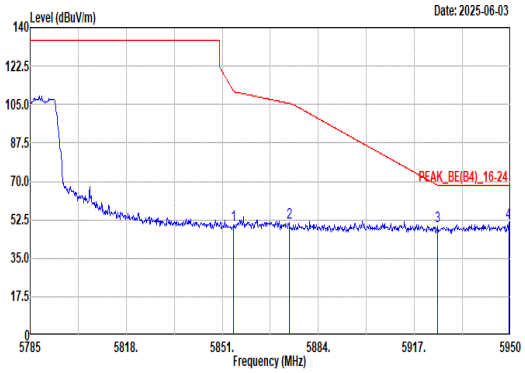 Site : 03CH21-HY Condition: PEAK_BE(B4)_16-24 3m DRH18-E_LE2C03A18EN_240711 HORIZONTAL : RBW:1000.000kHz VBW:3000.000kHz SWT:Auto Limit Read Ant Cable Preamp Aux APos TPos Freq Level Line Margin Level Factor Loss Factor Factor Remark MHz dBuV/m dBuV/m dB dBuV dB/m dB dB dB cm deg 1 5854.96 50.35 110.89 -60.54 38.23 33.70 13.86 35.44 0.00 237 232 Peak 2 5873.94 51.00 105.50 -54.50 38.87 33.70 13.88 35.45 0.00 237 232 Peak 3 5924.92 49.49 68.26 -18.77 37.38 33.65 13.94 35.48 0.00 237 232 Peak 4 5949.34 51.13 68.20 -17.07 39.05 33.60 13.97 35.49 0.00 237 232 Peak	Blank

Mode	11	
	Band Edge - L	
	U-NII-3_5.725-5.85_802.11ax HE20_CH157_Full RU_5785MHz	
ANT	2	
Pol.	Vertical	Fundamental
Peak	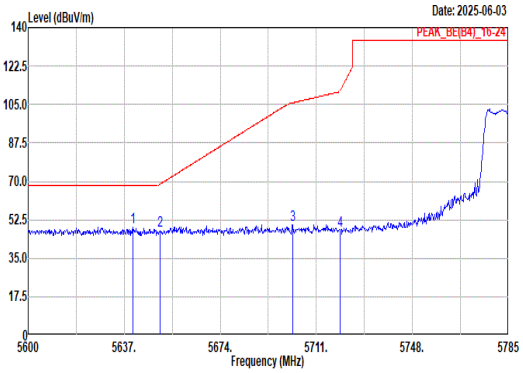 Site : 03CH21-HY Condition: PEAK_BE(B4)_16-24 3m DRH18-E_LE2C03A18EN_240711 VERTICAL : RBW:1000.000kHz VBW:3000.000kHz SWT:Auto 1 5640.33 48.96 68.20 -19.24 37.55 33.14 13.60 35.33 0.00 334 196 Peak 2 5650.69 47.64 68.71 -21.07 36.16 33.20 13.61 35.33 0.00 334 196 Peak 3 5701.94 50.39 105.74 -55.35 38.57 33.51 13.67 35.36 0.00 334 196 Peak 4 5720.07 47.57 110.95 -63.38 35.67 33.58 13.69 35.37 0.00 334 196 Peak	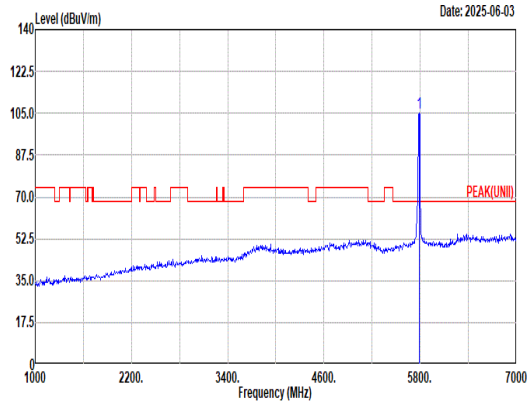 Site : 03CH21-HY Condition: PEAK(UNII) 3m DRH18-E_LE2C03A18EN_240711 VERTICAL : RBW:1000.000kHz VBW:3000.000kHz SWT:Auto 1 5785.00 104.95 ------ ------ 92.88 33.70 13.78 35.41 0.00 334 196 Peak
Avg	Blank	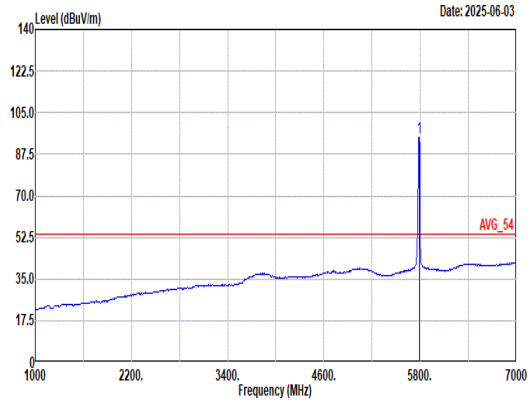 Site : 03CH21-HY Condition: AVG_54 3m DRH18-E_LE2C03A18EN_240711 VERTICAL : RBW:1000.000kHz VBW:3000.000kHz SWT:Auto 1 5785.00 94.69 ------ ------ 82.62 33.70 13.78 35.41 0.00 334 196 Average

Mode	11	
	Band Edge - R	
	U-NII-3_5.725-5.85_802.11ax HE20_CH157_Full RU_5785MHz	
ANT	2	
Pol.	Vertical	Fundamental
Peak	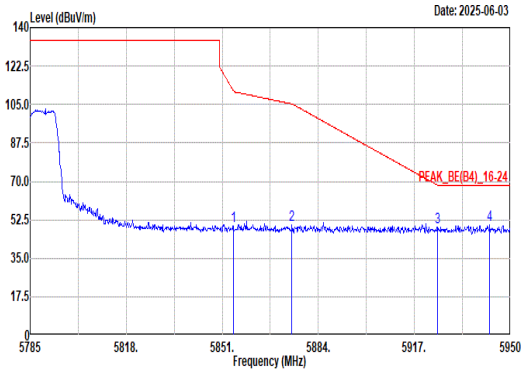 Site : 03CH21-HY Condition: PEAK_BE(B4)_16-24 3m DRH18-E_LE2C03A18EN_240711 VERTICAL : RBW:1000.000kHz VBW:3000.000kHz SWT:Auto Freq Level Limit Line Margin Read Level Ant Factor Cable Loss Preamp Factor Aux Factor APos TPos Remark MHz dBuV/m dBuV/m dB dBuV dB/m dB dB dB cm deg 1 5854.80 49.71 111.27 -61.56 37.59 33.70 13.86 35.44 0.00 334 196 Peak 2 5874.93 49.93 105.22 -55.29 37.80 33.70 13.88 35.45 0.00 334 196 Peak 3 5924.92 48.91 68.26 -19.35 36.80 33.65 13.94 35.48 0.00 334 196 Peak 4 5942.91 49.99 68.20 -18.21 37.91 33.61 13.96 35.49 0.00 334 196 Peak	Blank

Mode	11	
	Harmonic	
	U-NII-3_5.725-5.85_802.11ax HE20_CH157_Full RU_5785MHz	
ANT	2	
Pol.	Horizontal	Vertical
Peak Avg	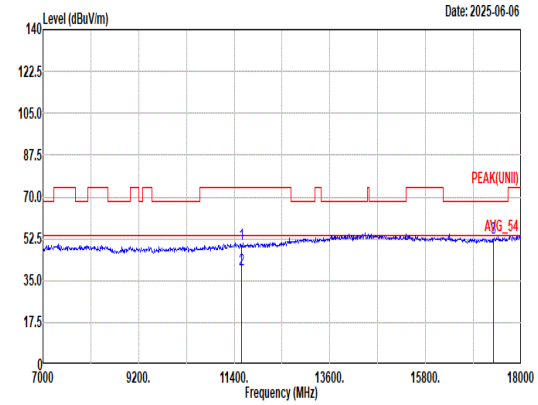 Site : 03CH21-HY Condition: PEAK(UNII) 3m DRH18-E_LE2C03A18EN_240711 HORIZONTAL Freq Level Limit Line Margin Read Level Ant Factor Cable Loss Preamp Factor Aux Factor APos TPos Remark MHz dBuV/m dBuV/m dB dBuV dB/m dB dB dB cm deg 1 11570.00 49.99 74.00 -24.01 32.23 38.50 19.57 41.06 0.75 -- -- Peak 2 11570.00 39.51 54.00 -14.49 21.75 38.50 19.57 41.06 0.75 -- -- Average 3 17355.00 52.72 68.20 -15.48 35.14 39.91 24.10 47.03 0.60 -- -- Peak	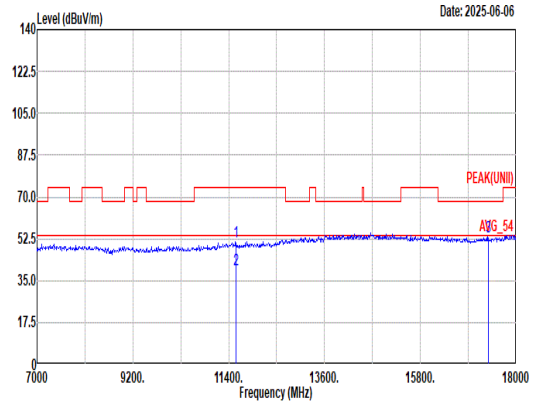 Site : 03CH21-HY Condition: PEAK(UNII) 3m DRH18-E_LE2C03A18EN_240711 VERTICAL Freq Level Limit Line Margin Read Level Ant Factor Cable Loss Preamp Factor Aux Factor APos TPos Remark MHz dBuV/m dBuV/m dB dBuV dB/m dB dB dB cm deg 1 11570.00 51.22 74.00 -22.78 33.46 38.50 19.57 41.06 0.75 -- -- Peak 2 11570.00 39.47 54.00 -14.53 21.71 38.50 19.57 41.06 0.75 -- -- Average 3 17355.00 53.16 68.20 -15.04 35.58 39.91 24.10 47.03 0.60 -- -- Peak

Mode	11	
	Harmonic	
	U-NII-3_5.725-5.85_802.11ax HE20_CH157_Full RU_5785MHz	
ANT	2	
Pol.	Horizontal	Vertical
10.6G ~18G Avg	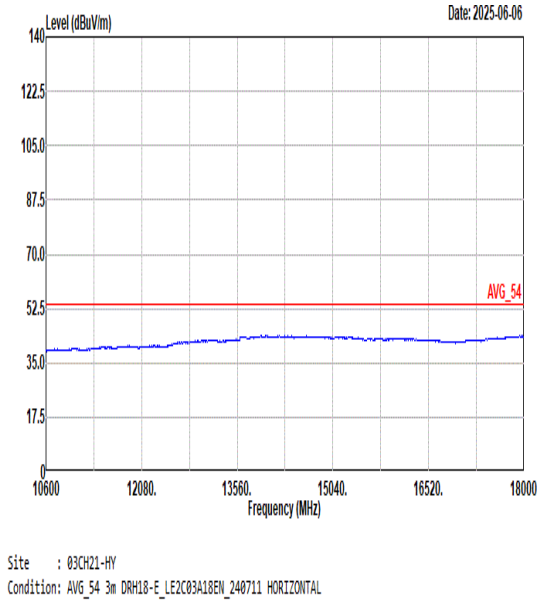	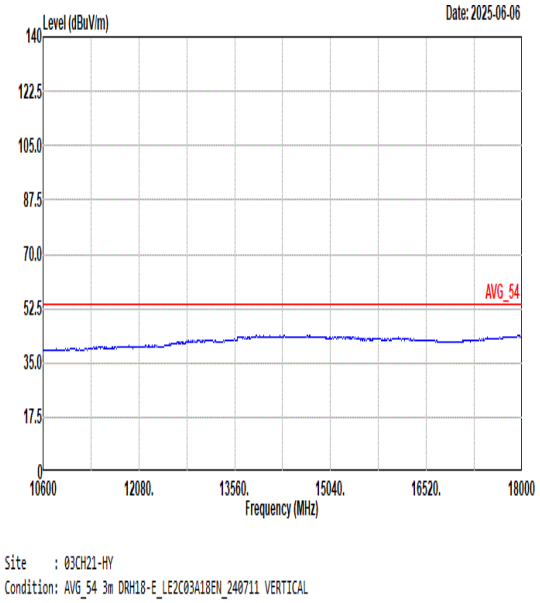

Mode	12	
	Band Edge	
	U-NII-3_5.725-5.85_802.11ax HE20_CH165_Full RU_5825MHz	
ANT	2	
Pol.	Horizontal	Fundamental
Peak	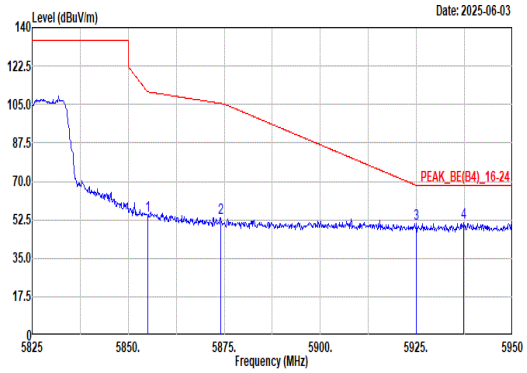 Site : 03CH21-HY Condition: PEAK_BE(B4)_16-24 3m DRH18-E_LE2C03A18EN_240711 HORIZONTAL : RBW:1000.000kHz VBW:3000.000kHz SWT:Auto Freq Level Limit Line Margin Read Level Ant Factor Cable Loss Preamp Factor Aux Factor APos TPos Remark MHz dBuV/m dBuV/m dB dBuV dB/m dB dB dB cm deg 1 5855.00 54.67 110.80 -56.13 42.55 33.70 13.86 35.44 0.00 245 233 Peak 2 5874.00 53.19 105.48 -52.29 41.06 33.70 13.88 35.45 0.00 245 233 Peak 3 5925.00 50.48 68.20 -17.72 38.37 33.65 13.94 35.48 0.00 245 233 Peak 4 5937.38 51.22 68.20 -16.98 39.13 33.63 13.95 35.49 0.00 245 233 Peak	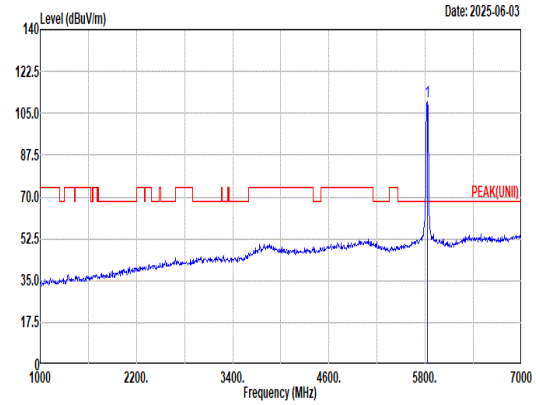 Site : 03CH21-HY Condition: PEAK(UNII) 3m DRH18-E_LE2C03A18EN_240711 HORIZONTAL : RBW:1000.000kHz VBW:3000.000kHz SWT:Auto Freq Level Limit Line Margin Read Level Ant Factor Cable Loss Preamp Factor Aux Factor APos TPos Remark MHz dBuV/m dBuV/m dB dBuV dB/m dB dB dB cm deg 1 5825.00 110.07 ------ ------ 97.97 33.70 13.83 35.43 0.00 245 233 Peak
Avg	Blank	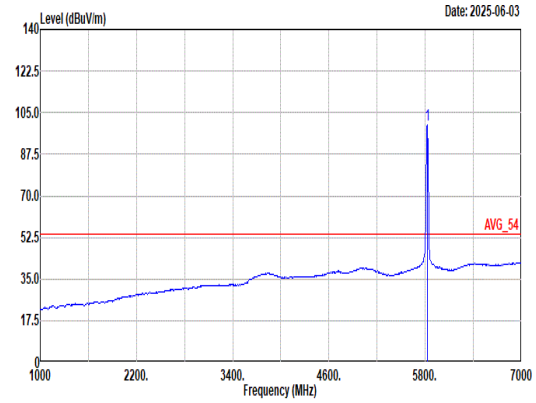 Site : 03CH21-HY Condition: AVG_54 3m DRH18-E_LE2C03A18EN_240711 HORIZONTAL : RBW:1000.000kHz VBW:3000.000kHz SWT:Auto Freq Level Limit Line Margin Read Level Ant Factor Cable Loss Preamp Factor Aux Factor APos TPos Remark MHz dBuV/m dBuV/m dB dBuV dB/m dB dB dB cm deg 1 5825.00 99.66 ------ ------ 87.56 33.70 13.82 35.42 0.00 245 233 Average

Mode	12	
	Band Edge	
	U-NII-3_5.725-5.85_802.11ax HE20_CH165_Full RU_5825MHz	
ANT	2	
Pol.	Vertical	Fundamental
Peak	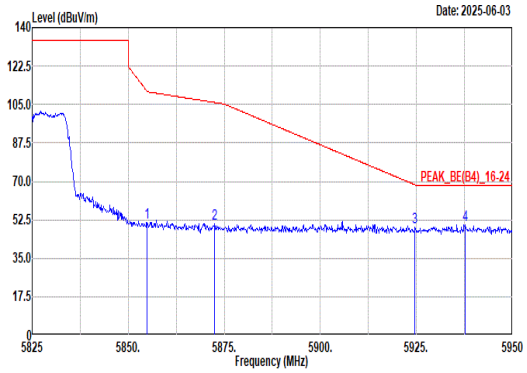 Site : 03CH21-HY Condition: PEAK_BE(B4)_16-24 3m DRH18-E_LE2C03A18EN_240711 VERTICAL : RBW:1000.000kHz VBW:3000.000kHz SWT:Auto Freq Level Limit Line Margin Read Level Ant Factor Cable Loss Preamp Factor Aux Factor APos TPos Remark MHz dBuV/m dBuV/m dB dBuV dB/m dB dB dB cm deg 1 5854.88 51.26 111.08 -59.82 39.14 33.70 13.86 35.44 0.00 375 200 Peak 2 5872.50 50.69 105.90 -55.21 38.56 33.70 13.88 35.45 0.00 375 200 Peak 3 5924.63 49.02 68.48 -19.46 36.91 33.65 13.94 35.48 0.00 375 200 Peak 4 5937.75 50.18 68.20 -18.02 38.09 33.62 13.96 35.49 0.00 375 200 Peak	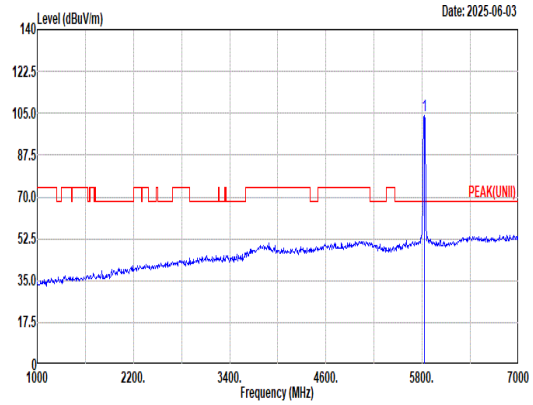 Site : 03CH21-HY Condition: PEAK(UNII) 3m DRH18-E_LE2C03A18EN_240711 VERTICAL : RBW:1000.000kHz VBW:3000.000kHz SWT:Auto Freq Level Limit Line Margin Read Level Ant Factor Cable Loss Preamp Factor Aux Factor APos TPos Remark MHz dBuV/m dBuV/m dB dBuV dB/m dB dB dB cm deg 1 5825.00 103.96 ------ ------ 91.86 33.70 13.82 35.42 0.00 375 200 Peak
Avg	Blank	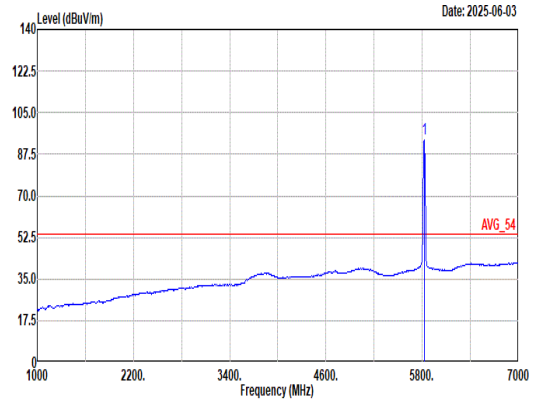 Site : 03CH21-HY Condition: AVG_54 3m DRH18-E_LE2C03A18EN_240711 VERTICAL : RBW:1000.000kHz VBW:3000.000kHz SWT:Auto Freq Level Limit Line Margin Read Level Ant Factor Cable Loss Preamp Factor Aux Factor APos TPos Remark MHz dBuV/m dBuV/m dB dBuV dB/m dB dB dB cm deg 1 5825.00 93.81 ------ ------ 81.71 33.70 13.82 35.42 0.00 375 200 Average

Mode	12	
	Harmonic	
	U-NII-3_5.725-5.85_802.11ax HE20_CH165_Full RU_5825MHz	
ANT	2	
Pol.	Horizontal	Vertical
Peak Avg	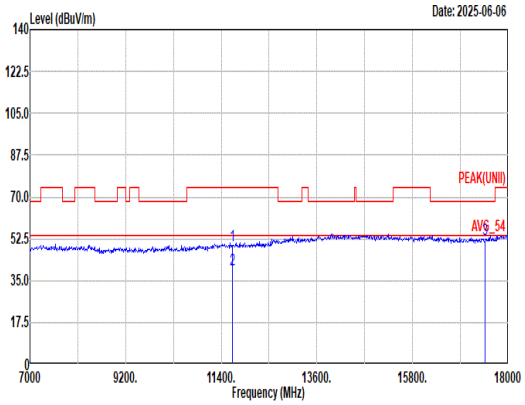 Site : 03CH21-HY Condition: PEAK(UNII) 3m DRH18-E_LE2C03A18EN_240711 HORIZONTAL Freq Level Limit Line Margin Read Level Ant Factor Cable Loss Preamp Factor Aux Factor APos TPos Remark MHz dBuV/m dBuV/m dB dBuV dB/m dB dB dB cm deg 1 11650.00 49.78 74.00 -24.22 32.02 38.50 19.64 41.13 0.75 -- -- Peak 2 11650.00 39.51 54.00 -14.49 21.75 38.50 19.64 41.13 0.75 -- -- Average 3 17475.00 52.52 68.20 -15.68 34.76 40.05 24.20 47.10 0.61 -- -- Peak	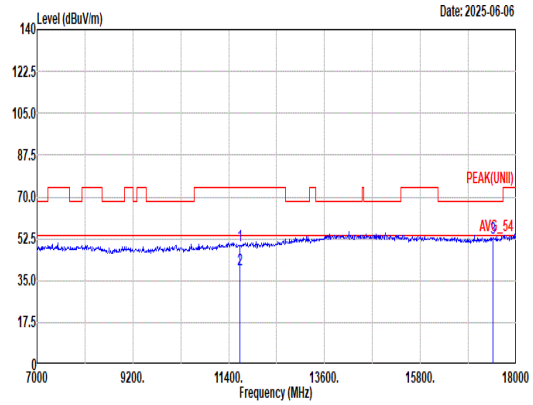 Site : 03CH21-HY Condition: PEAK(UNII) 3m DRH18-E_LE2C03A18EN_240711 VERTICAL Freq Level Limit Line Margin Read Level Ant Factor Cable Loss Preamp Factor Aux Factor APos TPos Remark MHz dBuV/m dBuV/m dB dBuV dB/m dB dB dB cm deg 1 11650.00 49.78 74.00 -24.22 32.02 38.50 19.64 41.13 0.75 -- -- Peak 2 11650.00 39.49 54.00 -14.51 21.73 38.50 19.64 41.13 0.75 -- -- Average 3 17475.00 52.78 68.20 -15.42 35.02 40.05 24.20 47.10 0.61 -- -- Peak

Mode	12	
	Harmonic	
	U-NII-3_5.725-5.85_802.11ax HE20_CH165_Full RU_5825MHz	
ANT	2	
Pol.	Horizontal	Vertical
10.6G ~18G Avg	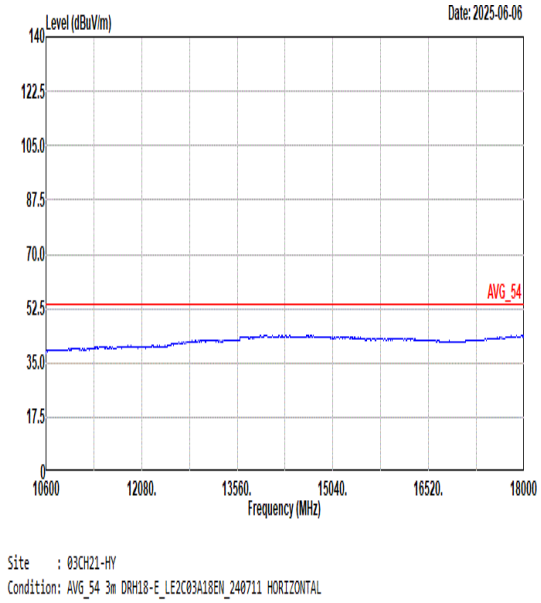	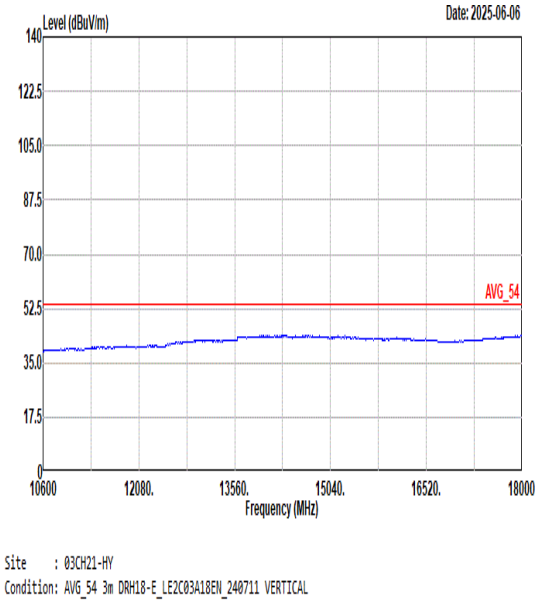

Mode	13	
	Band Edge - L	
	U-NII-3_5.725-5.85_802.11ax HE40_CH151_Full RU_5755MHz	
ANT	2	
Pol.	Horizontal	Fundamental
Peak	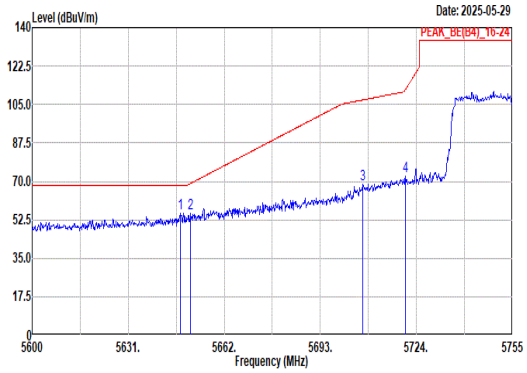 Site : 03CH21-HY Condition: PEAK_BE(B4)_16-24 3m DRH18-E_LE2C03A18EN_240711 HORIZONTAL : RBW:1000.000kHz VBW:3000.000kHz SWT:Auto 1 5647.74 55.43 68.20 -12.77 43.96 33.19 13.61 35.33 0.00 235 211 Peak 2 5651.15 55.67 69.05 -13.38 44.18 33.21 13.61 35.33 0.00 235 211 Peak 3 5706.80 68.74 107.10 -38.36 56.89 33.53 13.68 35.36 0.00 235 211 Peak 4 5720.44 72.21 111.79 -39.58 60.31 33.58 13.69 35.37 0.00 235 211 Peak	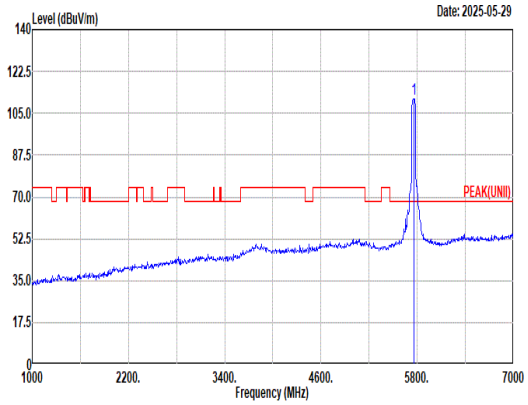 Site : 03CH21-HY Condition: PEAK(UNII) 3m DRH18-E_LE2C03A18EN_240711 HORIZONTAL : RBW:1000.000kHz VBW:3000.000kHz SWT:Auto 1 5755.00 110.97 ------ ------ 98.92 33.70 13.74 35.39 0.00 235 211 Peak
Avg	Blank	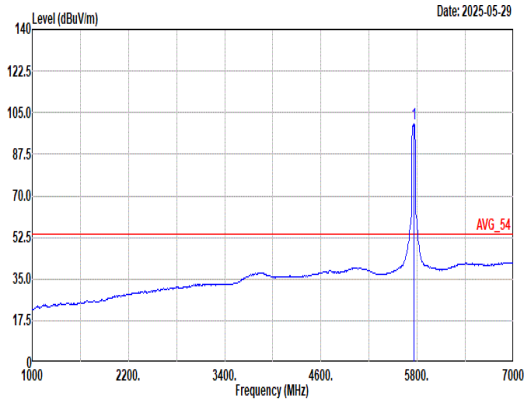 Site : 03CH21-HY Condition: AVG_54 3m DRH18-E_LE2C03A18EN_240711 HORIZONTAL : RBW:1000.000kHz VBW:3000.000kHz SWT:Auto 1 5755.00 100.41 ------ ------ 88.36 33.70 13.74 35.39 0.00 235 211 Average

Mode	13	
	Band Edge - R	
	U-NII-3_5.725-5.85_802.11ax HE40_CH151_Full RU_5755MHz	
ANT	2	
Pol.	Horizontal	Fundamental
Peak	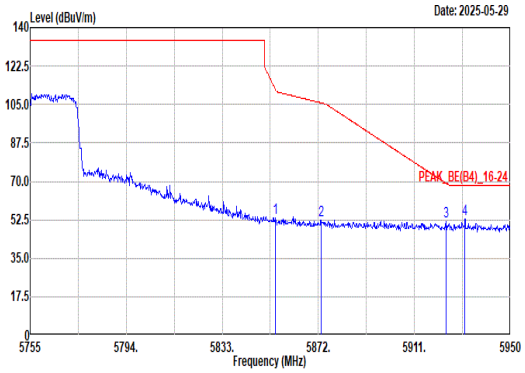 Site : 03CH21-HY Condition: PEAK_BE(B4)_16-24 3m DRH18-E_LE2C03A18EN_240711 HORIZONTAL : RBW:1000.000kHz VBW:3000.000kHz SWT:Auto Limit Read Ant Cable Preamp Aux APos TPos Freq Level Line Margin Level Factor Loss Factor Factor Remark MHz dBuV/m dBuV/m dB dBuV dB/m dB dB dB cm deg 1 5854.65 53.57 111.61 -58.04 41.45 33.70 13.86 35.44 0.00 235 211 Peak 2 5873.17 52.28 105.71 -53.43 40.15 33.70 13.88 35.45 0.00 235 211 Peak 3 5923.87 51.69 69.03 -17.34 39.58 33.65 13.94 35.48 0.00 235 211 Peak 4 5931.48 52.76 68.20 -15.44 40.65 33.64 13.95 35.48 0.00 235 211 Peak	Blank

Mode	13	
	Band Edge - L	
	U-NII-3_5.725-5.85_802.11ax HE40_CH151_Full RU_5755MHz	
ANT	2	
Pol.	Vertical	Fundamental
Peak	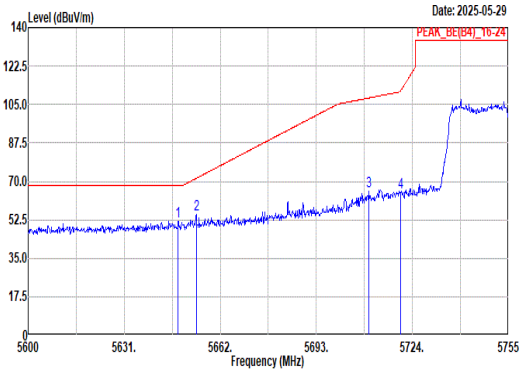 Site : 03CH21-HY Condition: PEAK_BE(B4)_16-24 3m DRH18-E_LE2C03A18EN_240711 VERTICAL : RBW:1000.000kHz VBW:3000.000kHz SWT:Auto 1 5648.36 51.99 68.20 -16.21 40.52 33.19 13.61 35.33 0.00 259 192 Peak 2 5654.25 54.97 71.36 -16.39 43.45 33.23 13.62 35.33 0.00 259 192 Peak 3 5709.90 65.38 107.97 -42.59 53.52 33.54 13.68 35.36 0.00 259 192 Peak 4 5720.13 65.17 111.09 -45.92 53.27 33.58 13.69 35.37 0.00 259 192 Peak	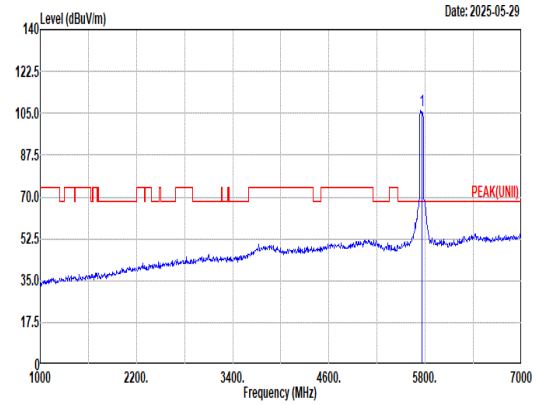 Site : 03CH21-HY Condition: PEAK(UNII) 3m DRH18-E_LE2C03A18EN_240711 VERTICAL : RBW:1000.000kHz VBW:3000.000kHz SWT:Auto 1 5755.00 106.44 ------ ------ 94.44 33.66 13.72 35.38 0.00 259 192 Peak
Avg	Blank	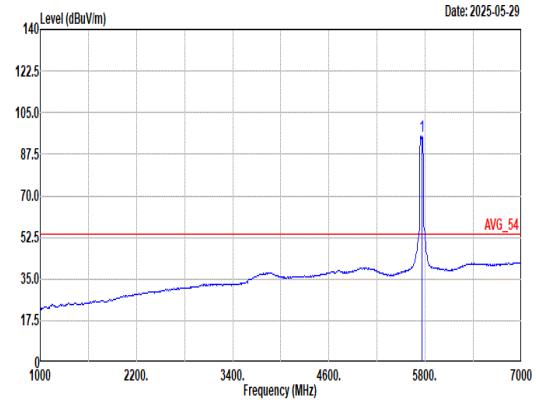 Site : 03CH21-HY Condition: AVG_54 3m DRH18-E_LE2C03A18EN_240711 VERTICAL : RBW:1000.000kHz VBW:3000.000kHz SWT:Auto 1 5755.00 95.15 ------ ------ 83.10 33.70 13.74 35.39 0.00 259 192 Average

Mode	13	
	Band Edge - R	
	U-NII-3_5.725-5.85_802.11ax HE40_CH151_Full RU_5755MHz	
ANT	2	
Pol.	Vertical	Fundamental
Peak	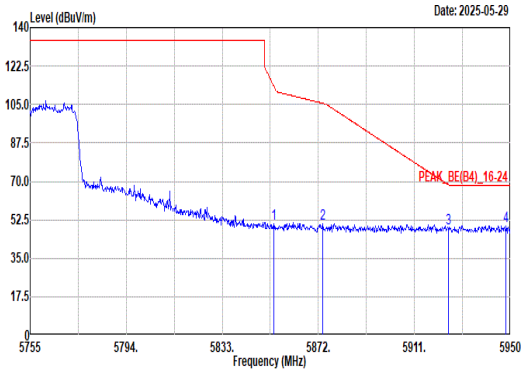 Site : 03CH21-HY Condition: PEAK_BE(B4)_16-24 3m DRH18-E_LE2C03A18EN_240711 VERTICAL : RBW:1000.000kHz VBW:3000.000kHz SWT:Auto Freq Level Limit Line Margin Read Level Ant Factor Cable Loss Preamp Factor Aux Factor APos TPos Remark MHz dBuV/m dBuV/m dB dBuV dB/m dB dB dB cm deg 1 5854.06 50.92 112.94 -62.02 38.81 33.70 13.85 35.44 0.00 259 192 Peak 2 5873.76 50.94 105.55 -54.61 38.81 33.70 13.88 35.45 0.00 259 192 Peak 3 5924.85 48.85 68.31 -19.46 36.74 33.65 13.94 35.48 0.00 259 192 Peak 4 5948.25 49.91 68.20 -18.29 37.83 33.60 13.97 35.49 0.00 259 192 Peak	Blank

Mode	14	
	Band Edge - L	
	U-NII-3_5.725-5.85_802.11ax HE40_CH159_Full RU_5795MHz	
ANT	2	
Pol.	Horizontal	Fundamental
Peak	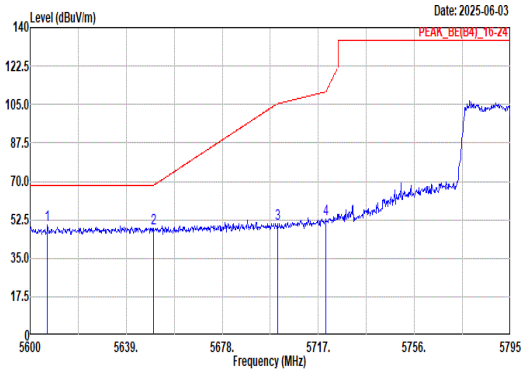 Site : 03CH21-HY Condition: PEAK_BE(B4)_16-24 3m DRH18-E_LE2C03A18EN_240711 HORIZONTAL : RBW:1000.000kHz VBW:3000.000kHz SWT:Auto Freq Level Limit Line Margin Read Level Ant Factor Cable Loss Preamp Factor Aux Factor APos TPos Remark MHz dBuV/m dBuV/m dB dBuV dB/m dB dB dB cm deg 1 5607.02 50.40 68.20 -17.80 39.21 32.94 13.56 35.31 0.00 300 236 Peak 2 5650.12 48.38 68.29 -19.91 36.90 33.20 13.61 35.33 0.00 300 236 Peak 3 5700.43 50.83 105.32 -54.49 39.02 33.50 13.67 35.36 0.00 300 236 Peak 4 5720.12 52.96 111.07 -58.11 41.06 33.58 13.69 35.37 0.00 300 236 Peak	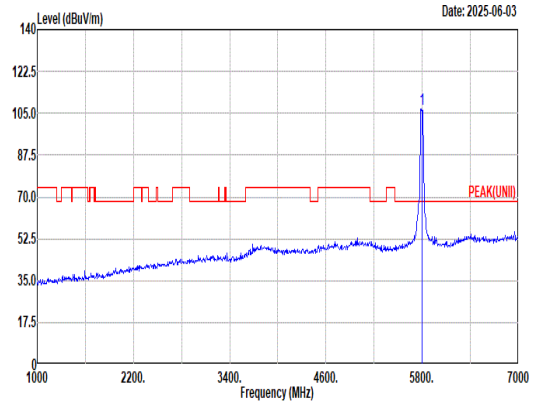 Site : 03CH21-HY Condition: PEAK(UNII) 3m DRH18-E_LE2C03A18EN_240711 HORIZONTAL : RBW:1000.000kHz VBW:3000.000kHz SWT:Auto Freq Level Limit Line Margin Read Level Ant Factor Cable Loss Preamp Factor Aux Factor APos TPos Remark MHz dBuV/m dBuV/m dB dBuV dB/m dB dB dB cm deg 1 5795.00 106.77 ------ ------ 94.70 33.70 13.78 35.41 0.00 300 236 Peak
Avg	Blank	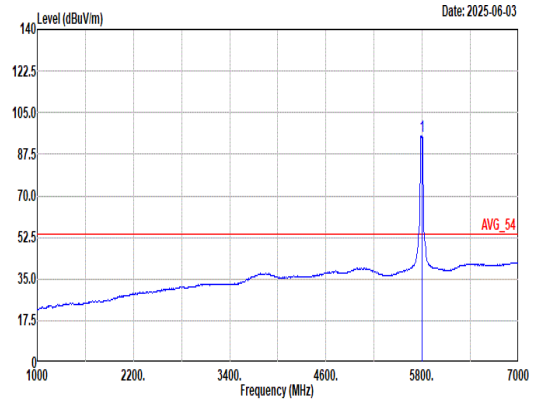 Site : 03CH21-HY Condition: AVG_54 3m DRH18-E_LE2C03A18EN_240711 HORIZONTAL : RBW:1000.000kHz VBW:3000.000kHz SWT:Auto Freq Level Limit Line Margin Read Level Ant Factor Cable Loss Preamp Factor Aux Factor APos TPos Remark MHz dBuV/m dBuV/m dB dBuV dB/m dB dB dB cm deg 1 5795.00 95.34 ------ ------ 83.27 33.70 13.78 35.41 0.00 300 236 Average

Mode	14	
	Band Edge - R	
	U-NII-3_5.725-5.85_802.11ax HE40_CH159_Full RU_5795MHz	
ANT	2	
Pol.	Horizontal	Fundamental
Peak	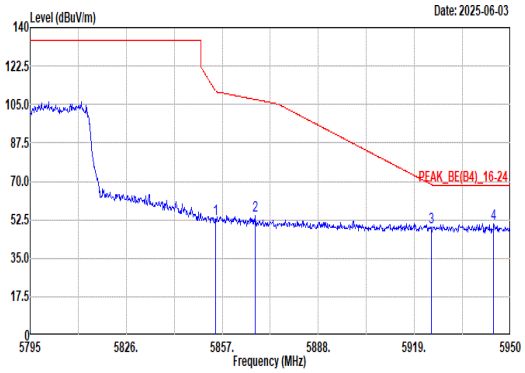 Site : 03CH21-HY Condition: PEAK_BE(B4)_16-24 3m DRH18-E_LE2C03A18EN_240711 HORIZONTAL : RBW:1000.000kHz VBW:3000.000kHz SWT:Auto Limit Read Ant Cable Preamp Aux APos TPos Freq Level Line Margin Level Factor Loss Factor Factor Remark MHz dBuV/m dBuV/m dB dBuV dB/m dB dB dB cm deg 1 5854.83 52.57 111.19 -58.62 40.45 33.70 13.86 35.44 0.00 300 236 Peak 2 5867.54 54.24 107.29 -53.05 42.12 33.70 13.87 35.45 0.00 300 236 Peak 3 5924.43 49.24 68.62 -19.38 37.13 33.65 13.94 35.48 0.00 300 236 Peak 4 5944.58 50.92 68.20 -17.28 38.84 33.61 13.96 35.49 0.00 300 236 Peak	Blank

Mode	14	
	Band Edge - L	
	U-NII-3_5.725-5.85_802.11ax HE40_CH159_Full RU_5795MHz	
ANT	2	
Pol.	Vertical	Fundamental
Peak	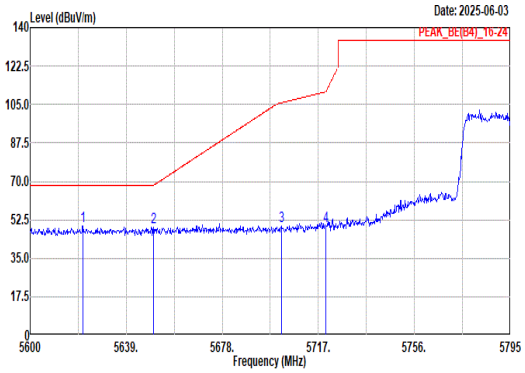 Site : 03CH21-HY Condition: PEAK_BE(B4)_16-24 3m DRH18-E_LE2C03A18EN_240711 VERTICAL : RBW:1000.000kHz VBW:3000.000kHz SWT:Auto 1 5621.45 49.87 68.20 -18.33 38.58 33.03 13.58 35.32 0.00 351 203 Peak 2 5650.12 48.94 68.29 -19.35 37.46 33.20 13.61 35.33 0.00 351 203 Peak 3 5701.99 49.68 105.76 -56.08 37.86 33.51 13.67 35.36 0.00 351 203 Peak 4 5720.12 49.57 111.07 -61.50 37.67 33.58 13.69 35.37 0.00 351 203 Peak	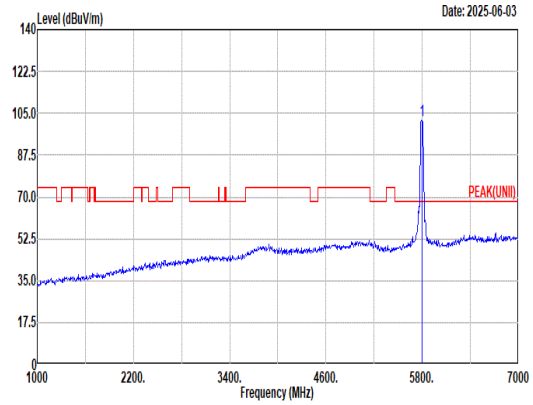 Site : 03CH21-HY Condition: PEAK(UNII) 3m DRH18-E_LE2C03A18EN_240711 VERTICAL : RBW:1000.000kHz VBW:3000.000kHz SWT:Auto 1 5795.00 102.00 ------ ------ 89.93 33.70 13.78 35.41 0.00 351 203 Peak
Avg	Blank	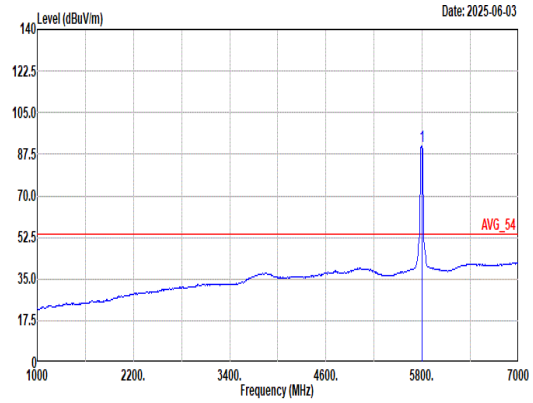 Site : 03CH21-HY Condition: AVG_54 3m DRH18-E_LE2C03A18EN_240711 VERTICAL : RBW:1000.000kHz VBW:3000.000kHz SWT:Auto 1 5795.00 90.89 ------ ------ 78.82 33.70 13.78 35.41 0.00 351 203 Average

Mode	14	
	Band Edge - R	
	U-NII-3_5.725-5.85_802.11ax HE40_CH159_Full RU_5795MHz	
ANT	2	
Pol.	Vertical	Fundamental
Peak	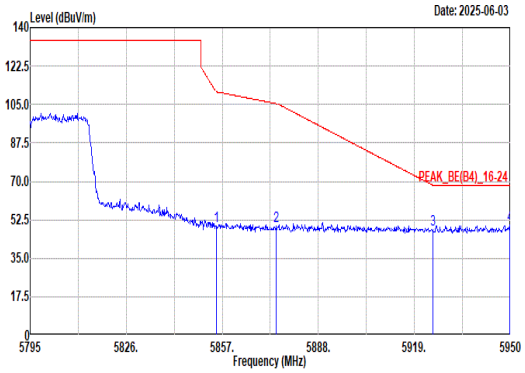 Site : 03CH21-HY Condition: PEAK_BE(B4)_16-24 3m DRH18-E_LE2C03A18EN_240711 VERTICAL : RBW:1000.000kHz VBW:3000.000kHz SWT:Auto Limit Read Ant Cable Preamp Aux APos TPos Freq Level Line Margin Level Factor Loss Factor Factor Remark MHz dBuV/m dBuV/m dB dBuV dB/m dB dB dB cm deg 1 5854.99 49.88 110.83 -60.95 37.76 33.70 13.86 35.44 0.00 351 203 Peak 2 5874.36 49.76 105.38 -55.62 37.63 33.70 13.88 35.45 0.00 351 203 Peak 3 5924.89 48.10 68.28 -20.18 35.99 33.65 13.94 35.48 0.00 351 203 Peak 4 5949.85 50.32 68.20 -17.88 38.24 33.60 13.97 35.49 0.00 351 203 Peak	Blank

Mode	15	
	Band Edge - L	
	U-NII-3_5.725-5.85_802.11ax HE80_CH155_Full RU_5775MHz	
ANT	2	
Pol.	Horizontal	Fundamental
Peak	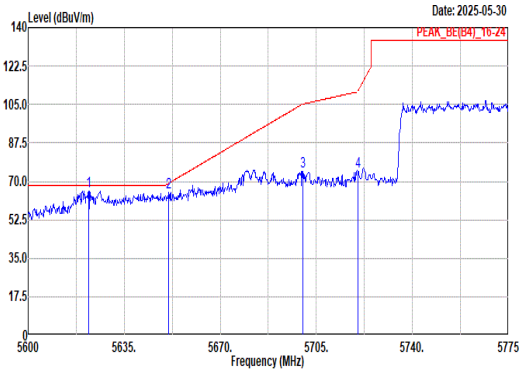 Site : 03CH21-HY Condition: PEAK_BE(B4)_16-24 3m DRH18-E_LE2C03A18EN_240711 HORIZONTAL : RBW:1000.000kHz VBW:3000.000kHz SWT:Auto Freq Level Limit Line Margin Read Level Ant Factor Cable Loss Preamp Factor Aux Factor APos TPos Remark MHz dBuV/m dBuV/m dB dBuV dB/m dB dB dB cm deg 1 5622.05 65.72 68.20 -2.48 54.43 33.03 13.58 35.32 0.00 400 223 Peak 2 5651.28 65.21 69.15 -3.94 53.72 33.21 13.61 35.33 0.00 400 223 Peak 3 5700.10 74.29 105.23 -30.94 62.48 33.50 13.67 35.36 0.00 400 223 Peak 4 5720.05 74.45 110.91 -36.46 62.55 33.58 13.69 35.37 0.00 400 223 Peak	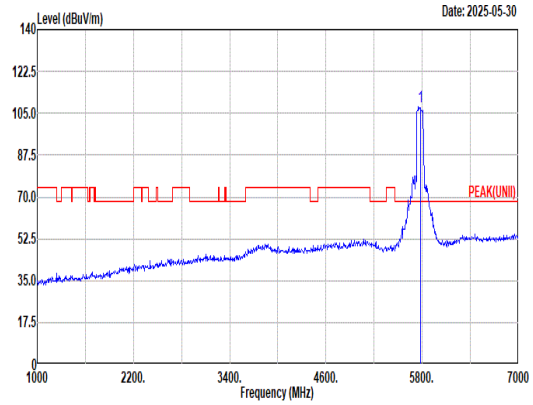 Site : 03CH21-HY Condition: PEAK(UNII) 3m DRH18-E_LE2C03A18EN_240711 HORIZONTAL : RBW:1000.000kHz VBW:3000.000kHz SWT:Auto Freq Level Limit Line Margin Read Level Ant Factor Cable Loss Preamp Factor Aux Factor APos TPos Remark MHz dBuV/m dBuV/m dB dBuV dB/m dB dB dB cm deg 1 5775.00 107.63 ------ ------ 95.59 33.70 13.73 35.39 0.00 400 223 Peak
Avg	Blank	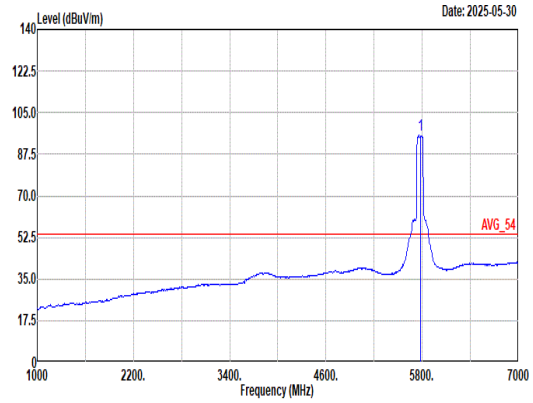 Site : 03CH21-HY Condition: AVG_54 3m DRH18-E_LE2C03A18EN_240711 HORIZONTAL : RBW:1000.000kHz VBW:3000.000kHz SWT:Auto Freq Level Limit Line Margin Read Level Ant Factor Cable Loss Preamp Factor Aux Factor APos TPos Remark MHz dBuV/m dBuV/m dB dBuV dB/m dB dB dB cm deg 1 5775.00 95.67 ------ ------ 83.62 33.70 13.74 35.39 0.00 400 223 Average

Mode	15	
	Band Edge - R	
	U-NII-3_5.725-5.85_802.11ax HE80_CH155_Full RU_5775MHz	
ANT	2	
Pol.	Horizontal	Fundamental
Peak	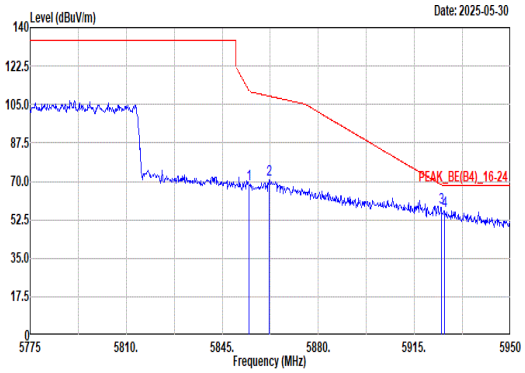 Site : 03CH21-HY Condition: PEAK_BE(B4)_16-24 3m DRH18-E_LE2C03A18EN_240711 HORIZONTAL : RBW:1000.000kHz VBW:3000.000kHz SWT:Auto Freq Level Limit Line Margin Read Level Ant Factor Cable Loss Preamp Factor Aux Factor APos TPos Remark MHz dBuV/m dBuV/m dB dBuV dB/m dB dB dB cm deg 1 5854.80 68.93 111.26 -42.33 56.81 33.70 13.86 35.44 0.00 400 223 Peak 2 5862.15 70.68 108.80 -38.12 58.57 33.70 13.86 35.45 0.00 400 223 Peak 3 5924.80 58.33 68.35 -10.02 46.22 33.65 13.94 35.48 0.00 400 223 Peak 4 5925.85 56.49 68.20 -11.71 44.38 33.65 13.94 35.48 0.00 400 223 Peak	Blank

Mode	15	
	Band Edge - L	
	U-NII-3_5.725-5.85_802.11ax HE80_CH155_Full RU_5775MHz	
ANT	2	
Pol.	Vertical	Fundamental
Peak	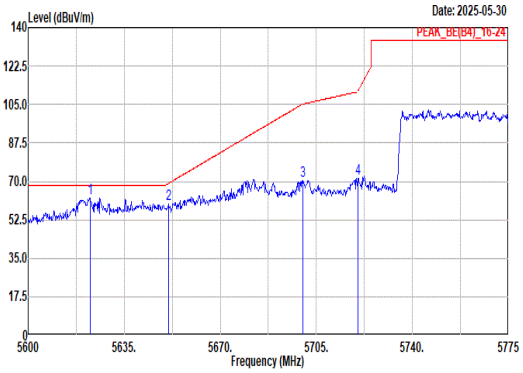 Site : 03CH21-HY Condition: PEAK_BE(B4)_16-24 3m DRH18-E_LE2C03A18EN_240711 VERTICAL : RBW:1000.000kHz VBW:3000.000kHz SWT:Auto 1 5622.58 62.39 68.20 -5.81 51.09 33.04 13.58 35.32 0.00 273 191 Peak 2 5651.10 59.67 69.02 -9.35 48.18 33.21 13.61 35.33 0.00 273 191 Peak 3 5700.10 70.41 105.23 -34.82 58.60 33.50 13.67 35.36 0.00 273 191 Peak 4 5720.05 71.40 110.91 -39.51 59.50 33.58 13.69 35.37 0.00 273 191 Peak	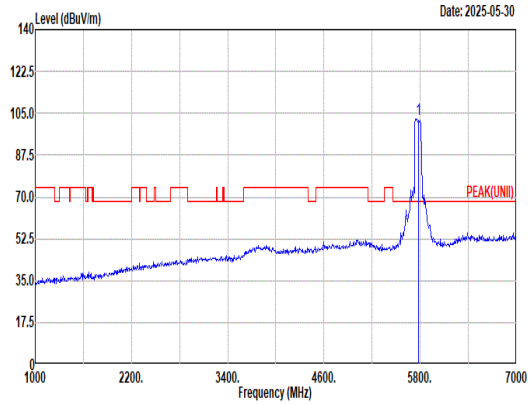 Site : 03CH21-HY Condition: PEAK(UNII) 3m DRH18-E_LE2C03A18EN_240711 VERTICAL : RBW:1000.000kHz VBW:3000.000kHz SWT:Auto 1 5775.00 102.71 ------ ------ 90.65 33.70 13.75 35.39 0.00 273 191 Peak
Avg	Blank	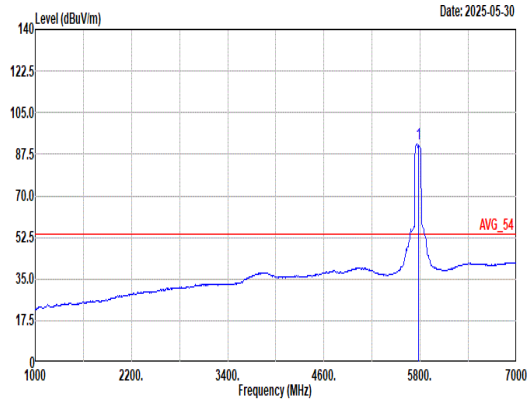 Site : 03CH21-HY Condition: AVG_54 3m DRH18-E_LE2C03A18EN_240711 VERTICAL : RBW:1000.000kHz VBW:3000.000kHz SWT:Auto 1 5775.00 91.98 ------ ------ 79.93 33.70 13.74 35.39 0.00 273 191 Average

Mode	15	
	Band Edge - R	
	U-NII-3_5.725-5.85_802.11ax HE80_CH155_Full RU_5775MHz	
ANT	2	
Pol.	Vertical	Fundamental
Peak	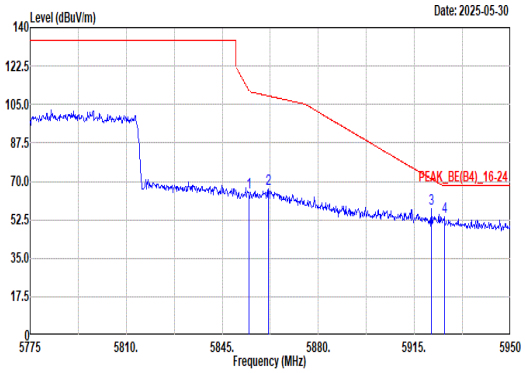 Site : 03CH21-HY Condition: PEAK_BE(B4)_16-24 3m DRH18-E_LE2C03A18EN_240711 VERTICAL : RBW:1000.000kHz VBW:3000.000kHz SWT:Auto Limit Read Ant Cable Preamp Aux APos TPos Freq Level Line Margin Level Factor Loss Factor Factor Remark MHz dBuV/m dBuV/m dB dBuV dB/m dB dB dB cm deg 1 5854.80 64.82 111.26 -46.44 52.70 33.70 13.86 35.44 0.00 273 191 Peak 2 5861.80 66.40 108.89 -42.49 54.29 33.70 13.86 35.45 0.00 273 191 Peak 3 5921.30 57.65 70.93 -13.28 45.53 33.66 13.94 35.48 0.00 273 191 Peak 4 5925.85 53.84 68.20 -14.36 41.73 33.65 13.94 35.48 0.00 273 191 Peak	Blank

Mode	16	
	Band Edge	
	U-NII-3_5.725-5.85_802.11ax HE20_CH149_RU106/53_5745MHz	
ANT	2	
Pol.	Horizontal	Fundamental
Peak	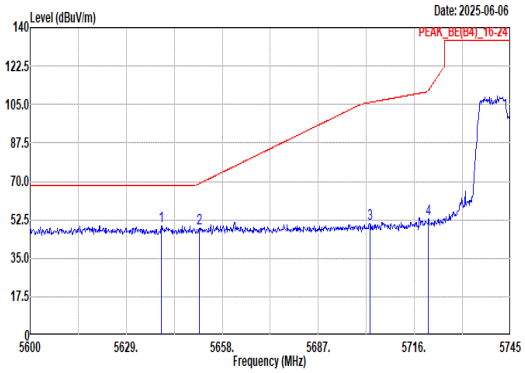 Site : 03CH21-HY Condition: PEAK_BE(B4)_16-24 3m DRH18-E_LE2C03A18EN_240711 HORIZONTAL : RBW:1000.000kHz VBW:3000.000kHz SWT:Auto Freq Level Limit Line Margin Read Level Ant Factor Cable Loss Preamp Factor Aux Factor APos TPos Remark MHz dBuV/m dBuV/m dB dBuV dB/m dB dB dB cm deg 1 5639.59 49.90 68.20 -18.30 38.49 33.14 13.60 35.33 0.00 243 211 Peak 2 5651.04 48.62 68.97 -20.35 37.13 33.21 13.61 35.33 0.00 243 211 Peak 3 5702.52 50.56 105.91 -55.35 38.74 33.51 13.67 35.36 0.00 243 211 Peak 4 5720.21 53.04 111.27 -58.23 41.14 33.58 13.69 35.37 0.00 243 211 Peak	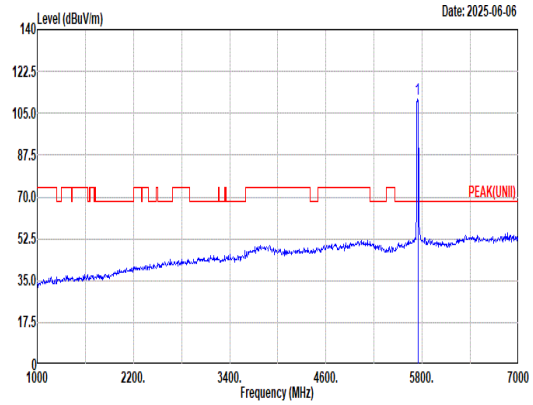 Site : 03CH21-HY Condition: PEAK(UNII) 3m DRH18-E_LE2C03A18EN_240711 HORIZONTAL : RBW:1000.000kHz VBW:3000.000kHz SWT:Auto Freq Level Limit Line Margin Read Level Ant Factor Cable Loss Preamp Factor Aux Factor APos TPos Remark MHz dBuV/m dBuV/m dB dBuV dB/m dB dB dB cm deg 1 5745.00 110.90 ------ ------ 98.90 33.66 13.72 35.38 0.00 243 211 Peak
Avg	Blank	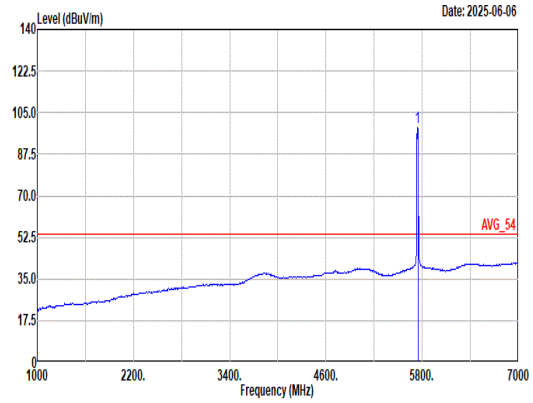 Site : 03CH21-HY Condition: AVG_54 3m DRH18-E_LE2C03A18EN_240711 HORIZONTAL : RBW:1000.000kHz VBW:3000.000kHz SWT:Auto Freq Level Limit Line Margin Read Level Ant Factor Cable Loss Preamp Factor Aux Factor APos TPos Remark MHz dBuV/m dBuV/m dB dBuV dB/m dB dB dB cm deg 1 5745.00 98.83 ------ ------ 86.83 33.66 13.72 35.38 0.00 243 211 Average

Mode	16	
	Band Edge	
	U-NII-3_5.725-5.85_802.11ax HE20_CH149_RU106/53_5745MHz	
ANT	2	
Pol.	Vertical	Fundamental
Peak	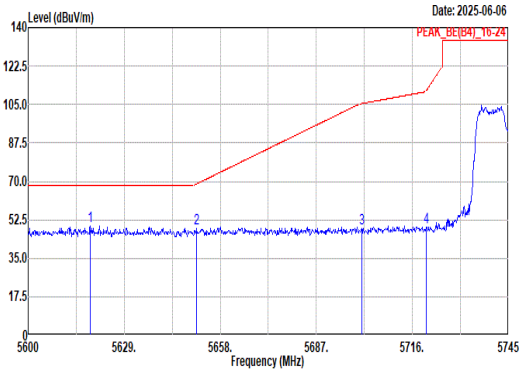 Site : 03CH21-HY Condition: PEAK_BE(B4)_16-24 3m DRH18-E_LE2C03A18EN_240711 VERTICAL : RBW:1000.000kHz VBW:3000.000kHz SWT:Auto 1 5618.71 49.44 68.20 -18.76 38.17 33.01 13.57 35.31 0.00 356 197 Peak 2 5650.90 48.51 68.87 -20.36 37.02 33.21 13.61 35.33 0.00 356 197 Peak 3 5700.63 48.48 105.38 -56.90 36.67 33.50 13.67 35.36 0.00 356 197 Peak 4 5720.21 49.09 111.27 -62.18 37.19 33.58 13.69 35.37 0.00 356 197 Peak	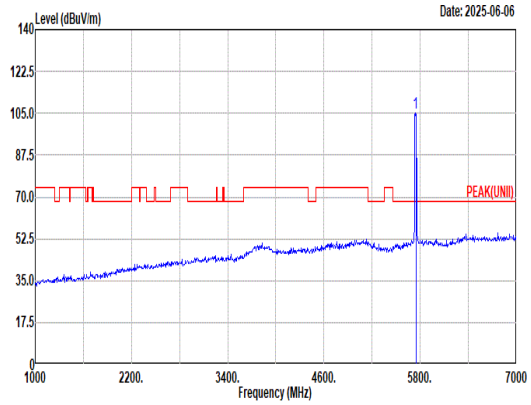 Site : 03CH21-HY Condition: PEAK(UNII) 3m DRH18-E_LE2C03A18EN_240711 VERTICAL : RBW:1000.000kHz VBW:3000.000kHz SWT:Auto 1 5745.00 105.35 ------ ------ 93.35 33.66 13.72 35.38 0.00 356 197 Peak
Avg	Blank	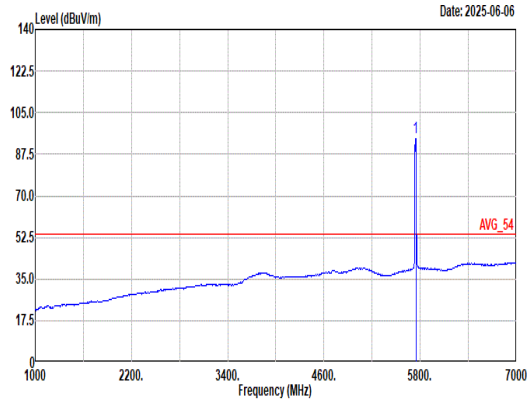 Site : 03CH21-HY Condition: AVG_54 3m DRH18-E_LE2C03A18EN_240711 VERTICAL : RBW:1000.000kHz VBW:3000.000kHz SWT:Auto 1 5745.00 94.31 ------ ------ 82.31 33.66 13.72 35.38 0.00 356 197 Average

Mode	17	
	LF	
	U-NII-3_5.725-5.85_802.11ax HE80_CH155_Full RU_5775MHz	
ANT	2	
Pol.	Horizontal	Vertical
QP/ Peak	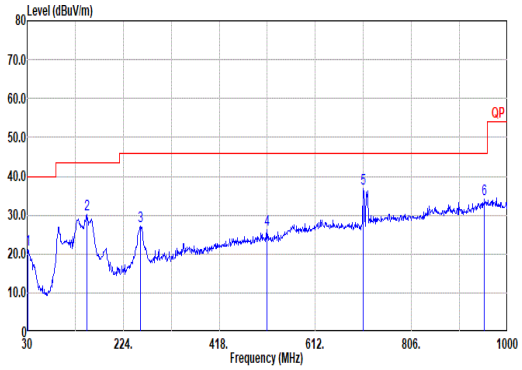 Site : 03CH21-HY Condition: QP 3m LF_63303&001_241217 HORIZONTAL Freq Level Limit Line Margin Read Level Ant Factor Cable Loss Preamp Factor Aux Factor APos TPos Remark MHz dBuV/m dBuV/m dB dBuV dB/m dB dB dB cm deg 1 31.94 21.07 40.00 -18.93 28.82 24.02 0.88 32.65 0.00 -- -- Peak 2 150.28 30.27 43.50 -13.23 43.73 17.07 2.10 32.63 0.00 -- -- Peak 3 258.92 27.26 46.00 -18.74 37.08 20.01 2.80 32.63 0.00 -- -- Peak 4 515.00 26.38 46.00 -19.62 31.05 24.20 3.97 32.84 0.00 -- -- Peak 5 708.03 36.74 46.00 -9.26 38.19 26.76 4.68 32.89 0.00 -- -- Peak 6 953.44 33.97 46.00 -12.03 28.48 31.41 5.46 31.38 0.00 -- -- Peak	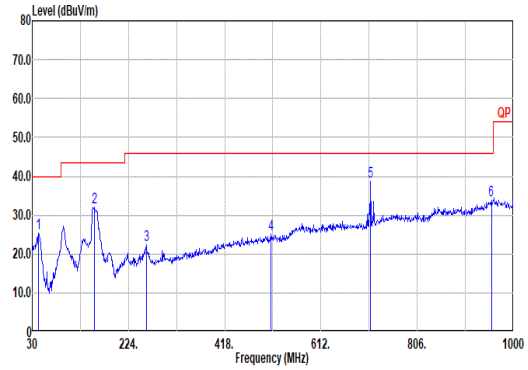 Site : 03CH21-HY Condition: QP 3m LF_63303&001_241217 VERTICAL Freq Level Limit Line Margin Read Level Ant Factor Cable Loss Preamp Factor Aux Factor APos TPos Remark MHz dBuV/m dBuV/m dB dBuV dB/m dB dB dB cm deg 1 42.61 25.23 40.00 -14.77 38.26 18.53 1.08 32.64 0.00 -- -- Peak 2 155.13 32.09 43.50 -11.41 45.82 16.77 2.13 32.63 0.00 -- -- Peak 3 259.89 22.41 46.00 -23.59 32.05 20.18 2.81 32.63 0.00 -- -- Peak 4 511.12 25.00 46.00 -21.00 29.76 24.12 3.96 32.84 0.00 -- -- Peak 5 711.91 38.57 46.00 -7.43 39.88 26.88 4.69 32.88 0.00 -- -- Peak 6 955.38 33.74 46.00 -12.26 28.14 31.50 5.46 31.36 0.00 -- -- Peak

Mode	18	
	SHF	
	U-NII-3_5.725-5.85_802.11ax HE80_CH155_Full RU_5775MHz	
ANT	2	
Pol.	Horizontal	Vertical
Peak	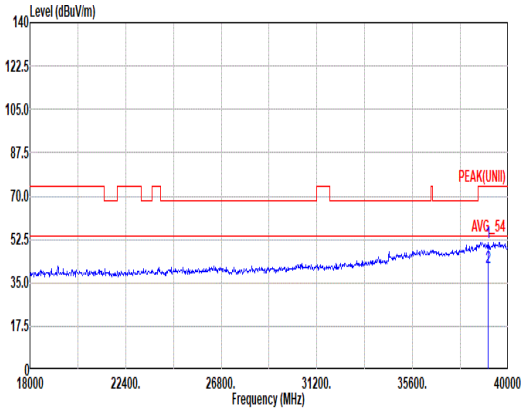 Site : 03CH21-HY Condition: PEAK(UNII) 1m BBHA9170_1223_240622 HORIZONTAL Freq Level Limit Line Margin Read Level Ant Factor Cable Loss Preamp Factor Aux Factor APos TPos Remark MHz dBuV/m dBuV/m dB dBuV dB/m dB dB dB cm deg 1 39093.01 51.07 74.00 -22.93 38.91 44.69 37.71 60.70 -9.54 211 258 PEAK 2 39093.01 41.12 54.00 -12.88 29.12 44.53 37.71 60.70 -9.54 211 258 Average	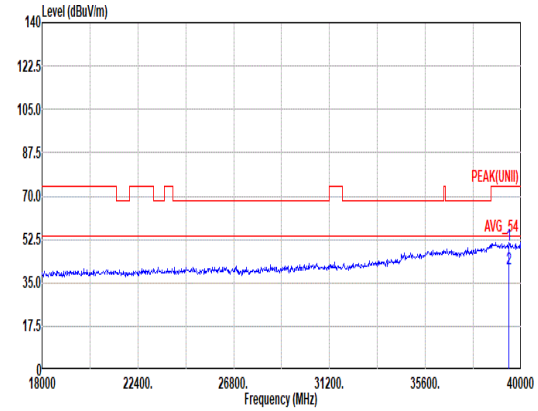 Site : 03CH21-HY Condition: PEAK(UNII) 1m BBHA9170_1223_240622 VERTICAL Freq Level Limit Line Margin Read Level Ant Factor Cable Loss Preamp Factor Aux Factor APos TPos Remark MHz dBuV/m dBuV/m dB dBuV dB/m dB dB dB cm deg 1 39442.52 50.36 74.00 -23.64 38.00 44.86 37.74 60.70 -9.54 162 279 PEAK 2 39442.52 40.90 54.00 -13.10 28.56 44.84 37.74 60.70 -9.54 162 279 Average

Appendix D. Duty Cycle Plots

<For Radiated Spurious Emission test>

Band	Duty Cycle(%)	Duty Factor(dB)
802.11a	98.90	0.05
5GHz 802.11n HT20	98.82	0.05
5GHz 802.11n HT40	97.94	0.09
5GHz 802.11ac VHT80	95.40	0.20
5GHz 802.11ax HE20 Full RU	98.58	0.06
5GHz 802.11ax HE20 106 RU	98.84	0.05
5GHz 802.11ax HE40 Full RU	97.53	0.11
5GHz 802.11ax HE80 Full RU	94.50	0.25

802.11a

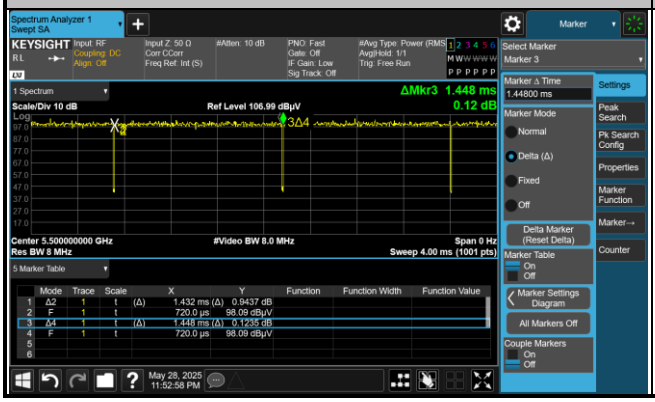

5GHz 802.11n HT20

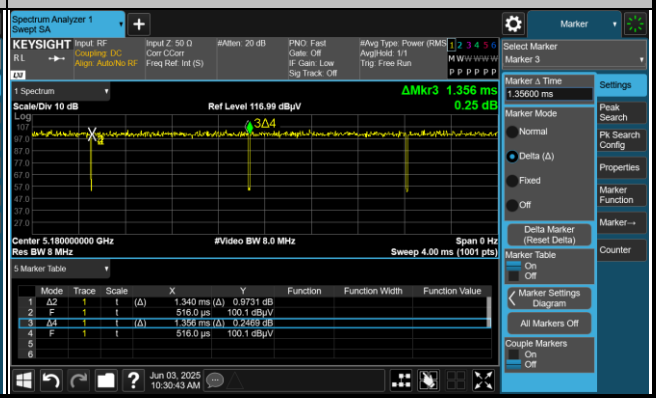

5GHz 802.11n HT40

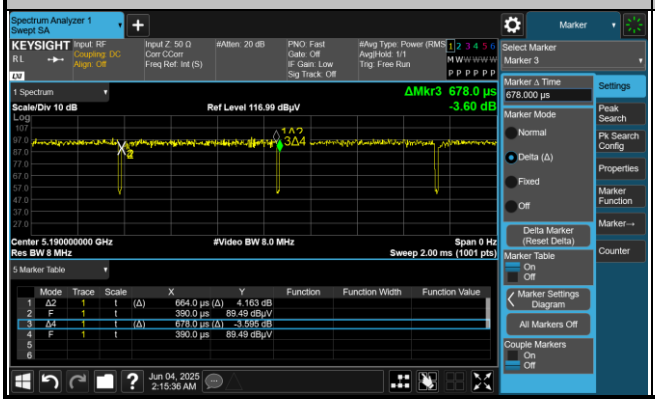

5GHz 802.11ac VHT80

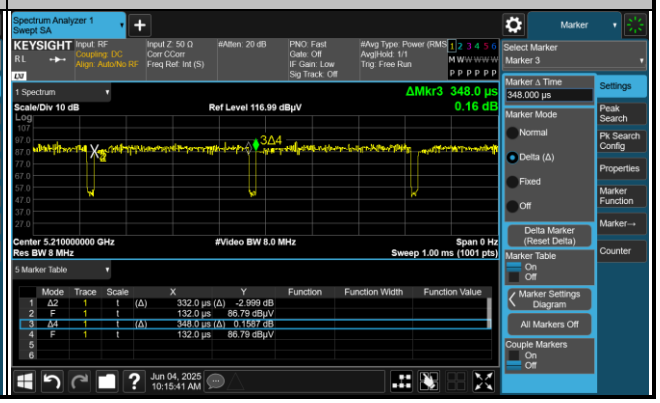

5GHz 802.11ax HE20 Full RU

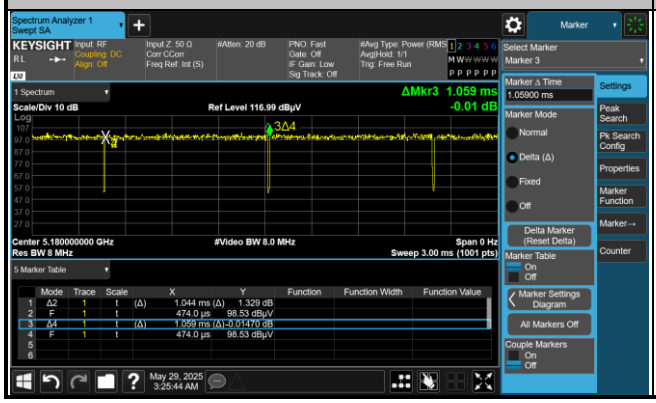

5GHz 802.11ax HE20 106 RU

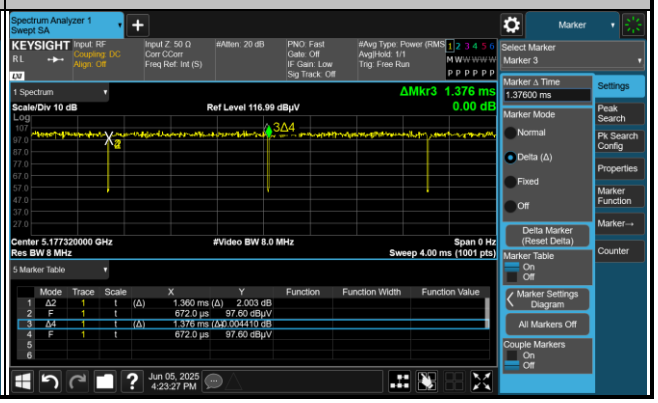

5GHz 802.11ax HE40 Full RU

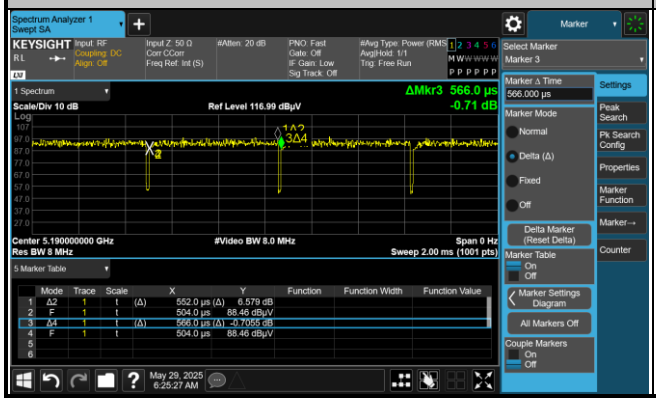

5GHz 802.11ax HE80 Full RU

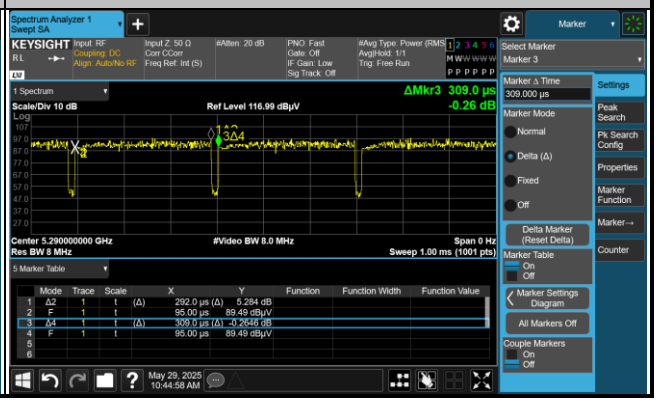

<For Conducted test>

Band	Duty Cycle(%)	T(us)	Duty Factor(dB)
802.11a	98.96	-	0.05
5GHz 802.11n HT20	98.89	-	0.05
5GHz 802.11n HT40	97.79	665	0.10
5GHz 802.11ac VHT20	99.05	-	0.04
5GHz 802.11ac VHT40	97.53	672	0.11
5GHz 802.11ac VHT80	95.40	332	0.20
5GHz 802.11ax HE20 Full RU	98.58	-	0.06
5GHz 802.11ax HE20 26 RU	95.37	1360	0.21
5GHz 802.11ax HE20 52 RU	95.30	1358	0.21
5GHz 802.11ax HE20 106 RU	95.30	1358	0.21
5GHz 802.11ax HE40 Full RU	97.35	551	0.12
5GHz 802.11ax HE80 Full RU	94.81	292	0.23

Note: The duty factor applied for each channel is verified before PSD measurement, there might be negligible factor delta between low, middle and high channels so table above is just for reference only.

802.11a

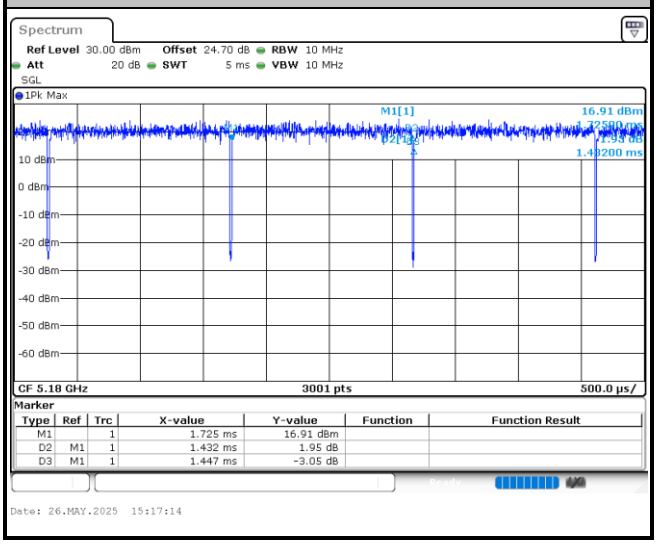

———THE END———