Appendix B. SAR measurement Data

ALSAS-10U VER 2.3.6 APREL Laboratories

SAR Test Report-GSM 835 GPRS (Distance 0.5cm)

Report Date : 30-Jul-2008
Measurement Date : 30-Jul-2008

Product Data
Device Name : navibe
Type : Other
Model : GT701
Frequency : 850.00 MHz
Max. Transmit Pwr : 2 W
Drift Time : 0 min(s)
Length : 63.1 mm
Width : 43.6 mm
Depth : 21.4 mm
Antenna Type : Internal

Phantom Data
Type : Uni-Phantom
Size (mm) : 280 x 280 x 200
Location : Center

Tissue Data
Type : BODY
Serial No. : 322-B
Frequency : 835.00 MHz
Last Calib. Date : 30-Jul-2008
Temperature : 20.20 °C
Ambient Temp. : 20.80 °C
Humidity : 52.00 RH%
Epsilon : 56.12 F/m
Sigma : 0.98 S/m
Density : 1000.00 kg/cu. m

Probe Data
Name : Probe 265
Model : E020
Type : E-Field Triangle
Serial No. : 265
Last Calib. Date : 09-May-2008
Frequency : 835.00 MHz
Duty Cycle Factor: 4
Conversion Factor: 6.6
Probe Sensitivity: 1.20 1.20 1.20 μV/(V/m)^2
Compression Point: 95.00 mV
Offset : 1.56 mm

Measurement Data
Crest Factor : 8
Tissue Temp. : 20.20 °C
Ambient Temp. : 20.80 °C
Area Scan : 6x6x1 : Measurement x=12mm, y=12mm, z=4mm
Zoom Scan : 5x5x8 : Measurement x=8mm, y=8mm, z=4mm
Power Drift-Start : 0.021 W/kg
Power Drift-Finish: 0.021 W/kg
Power Drift (%) : -0.690

DUT Position : Touch EUT Front
Channel : 128

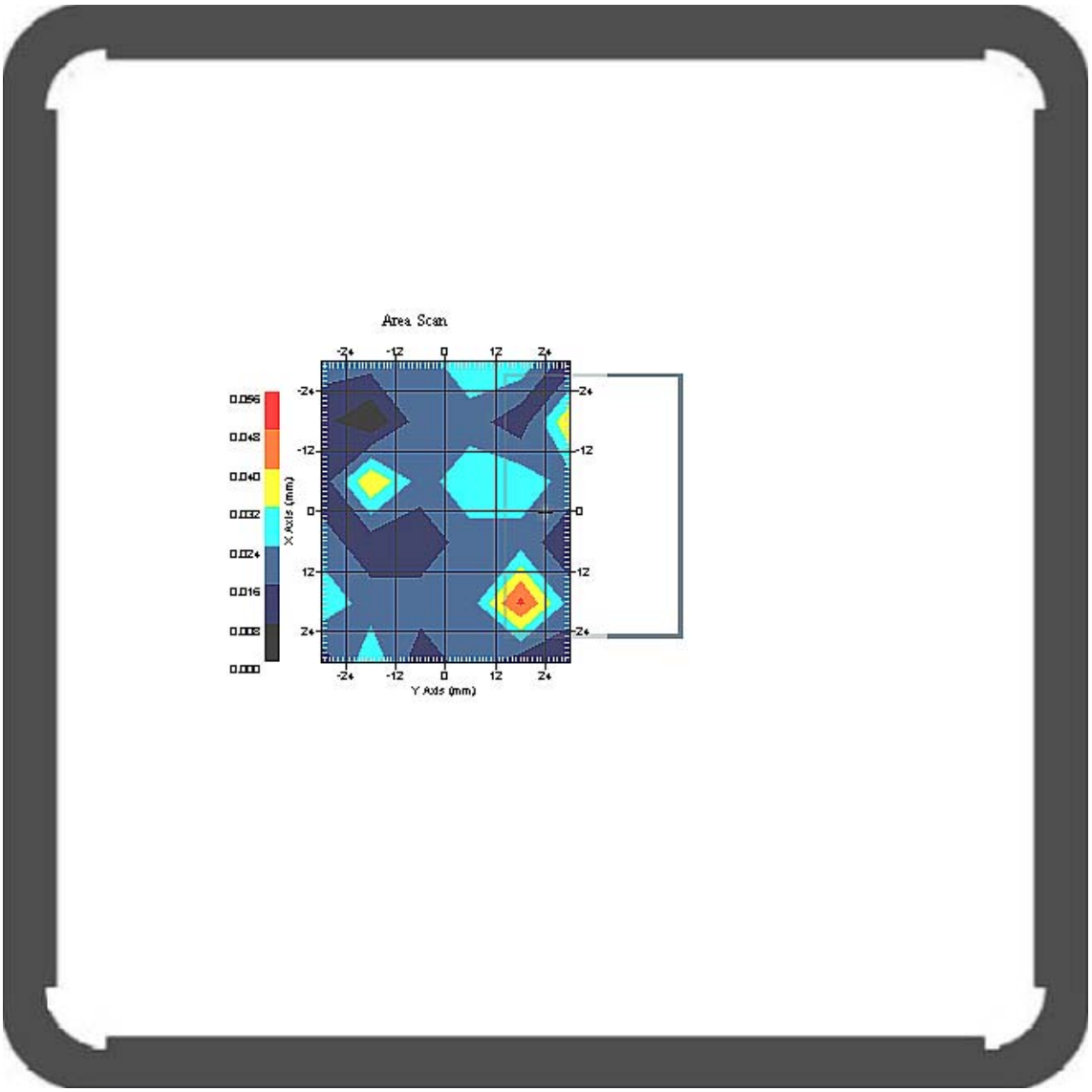

1 gram SAR value : 0.049 W/kg
10 gram SAR value : 0.031 W/kg
Area Scan Peak SAR : 0.052 W/kg
Zoom Scan Peak SAR : 0.096 W/kg

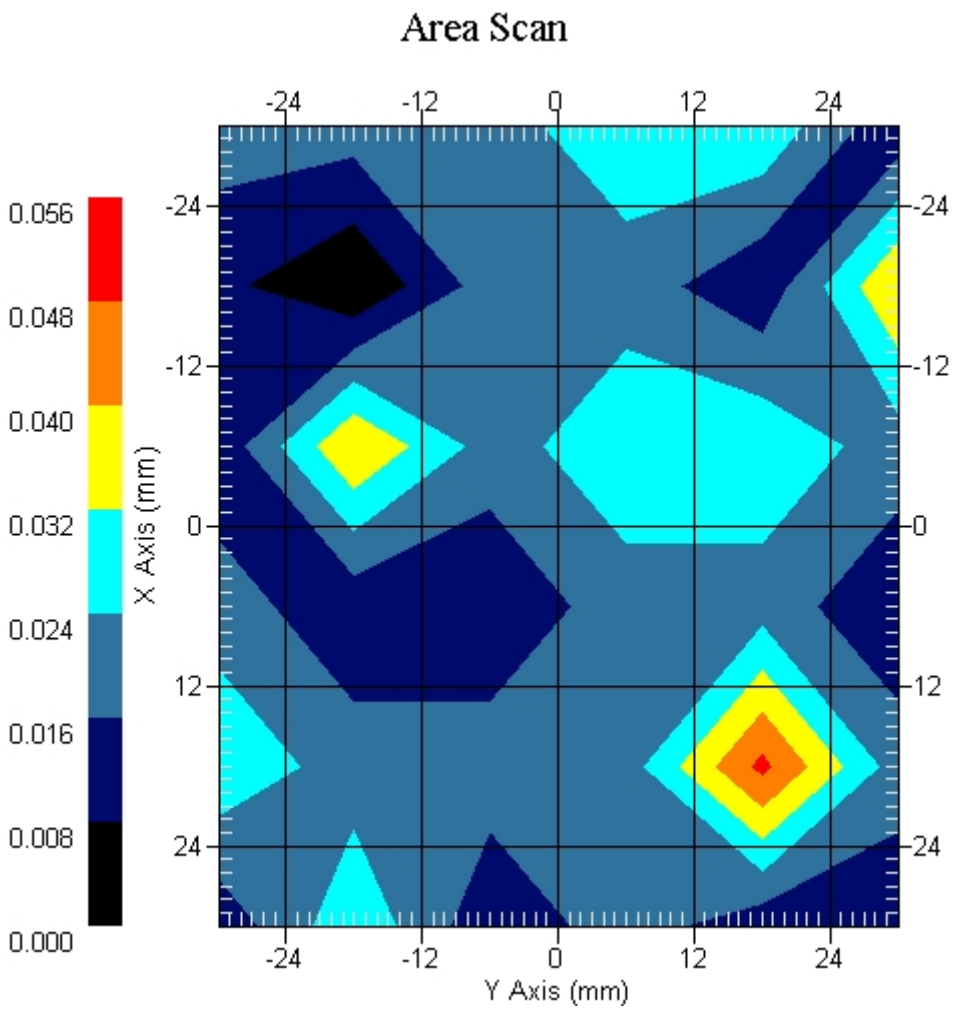
Area Scan
0.056
0.048
0.040
0.032
0.024
0.016
0.008
0.000
X Axis (mm)
Y Axis (mm)
-24
-12
0
12
24

Measurement Data
Crest Factor : 8
Tissue Temp. : 20.20 °C
Ambient Temp. : 20.80 °C
Area Scan : 6x6x1 : Measurement x=12mm, y=12mm, z=4mm
Zoom Scan : 5x5x8 : Measurement x=8mm, y=8mm, z=4mm
Power Drift-Start : 0.031 W/kg
Power Drift-Finish: 0.032 W/kg
Power Drift (%) : 3.225

DUT Position : Touch EUT Front
Channel : 189

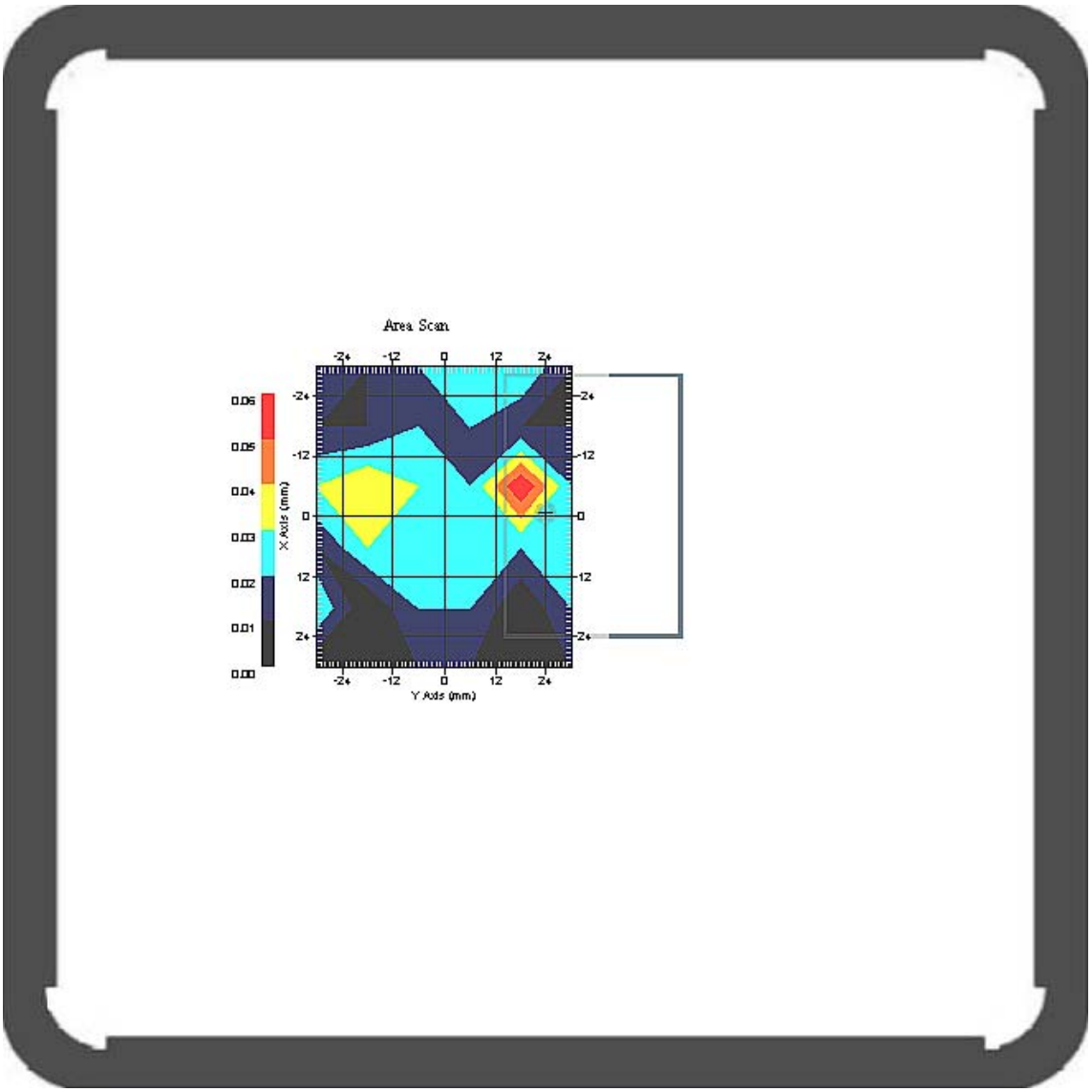

1 gram SAR value : 0.057 W/kg
10 gram SAR value : 0.039 W/kg
Area Scan Peak SAR : 0.060 W/kg
Zoom Scan Peak SAR : 0.085 W/kg

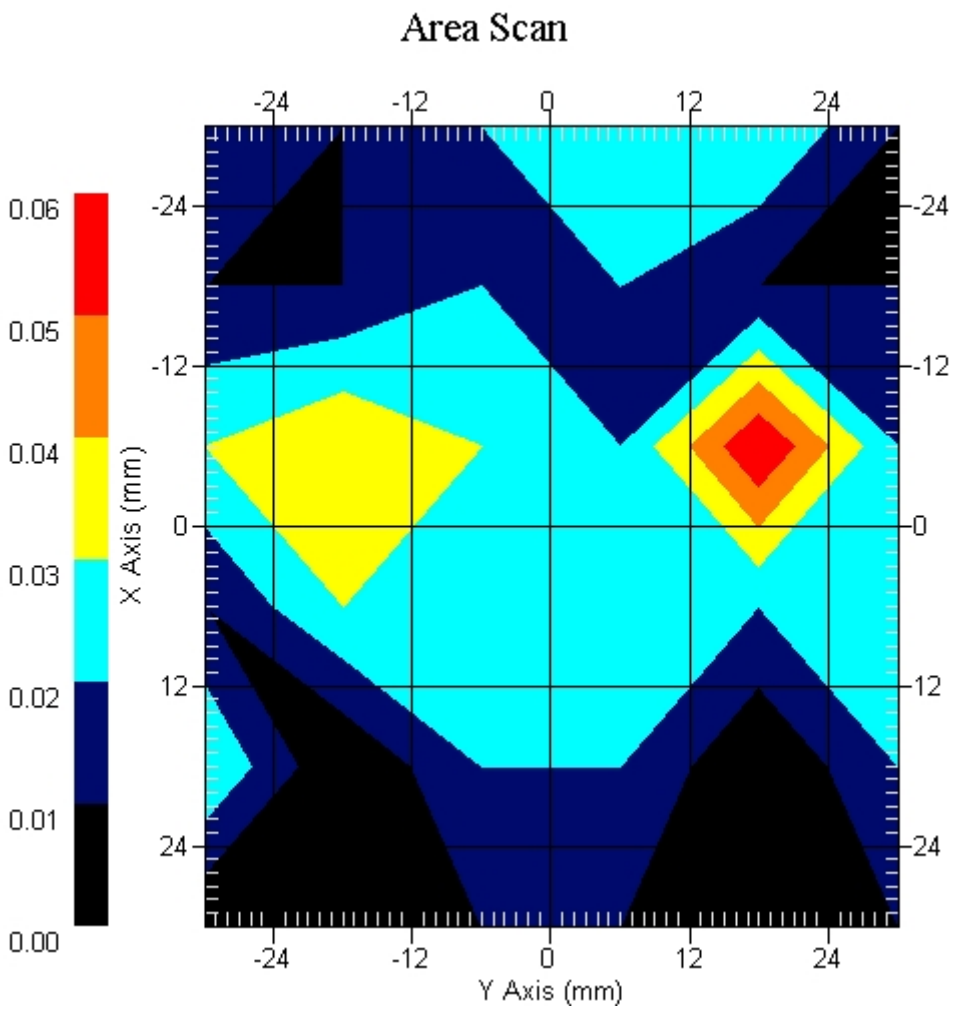
Area Scan
-24
-12
0
12
24
0.06
0.05
0.04
0.03
0.02
0.01
0.00
X Axis (mm)
Y Axis (mm)

Measurement Data
Crest Factor : 8
Tissue Temp. : 20.20 °C
Ambient Temp. : 20.80 °C
Area Scan : 6x6x1 : Measurement x=12mm, y=12mm, z=4mm
Zoom Scan : 5x5x8 : Measurement x=8mm, y=8mm, z=4mm
Power Drift-Start : 0.035 W/kg
Power Drift-Finish: 0.035 W/kg
Power Drift (%) : -0.461

DUT Position : Touch EUT Front
Channel : 251

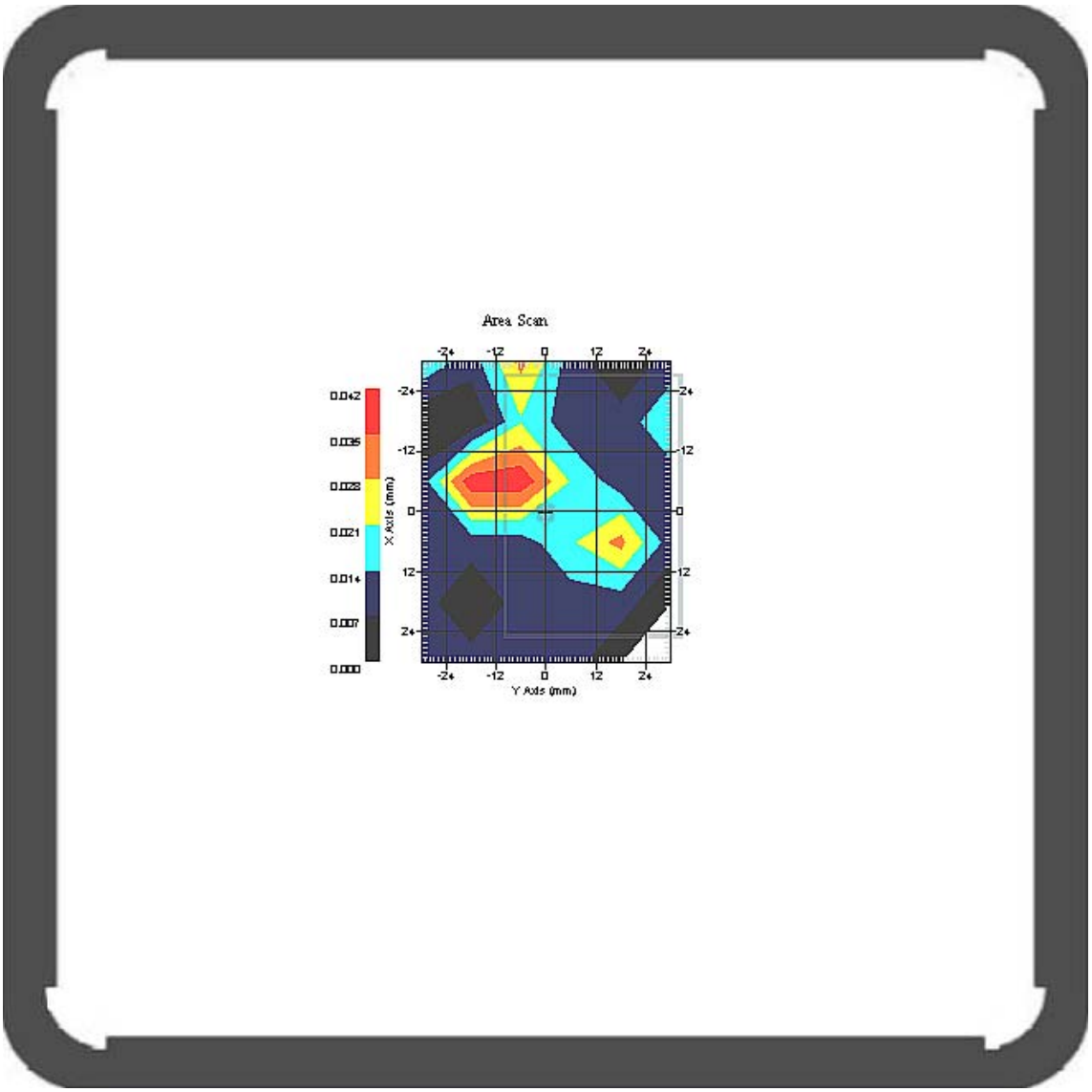

1 gram SAR value : 0.037 W/kg
10 gram SAR value : 0.031 W/kg
Area Scan Peak SAR : 0.040 W/kg
Zoom Scan Peak SAR : 0.076 W/kg

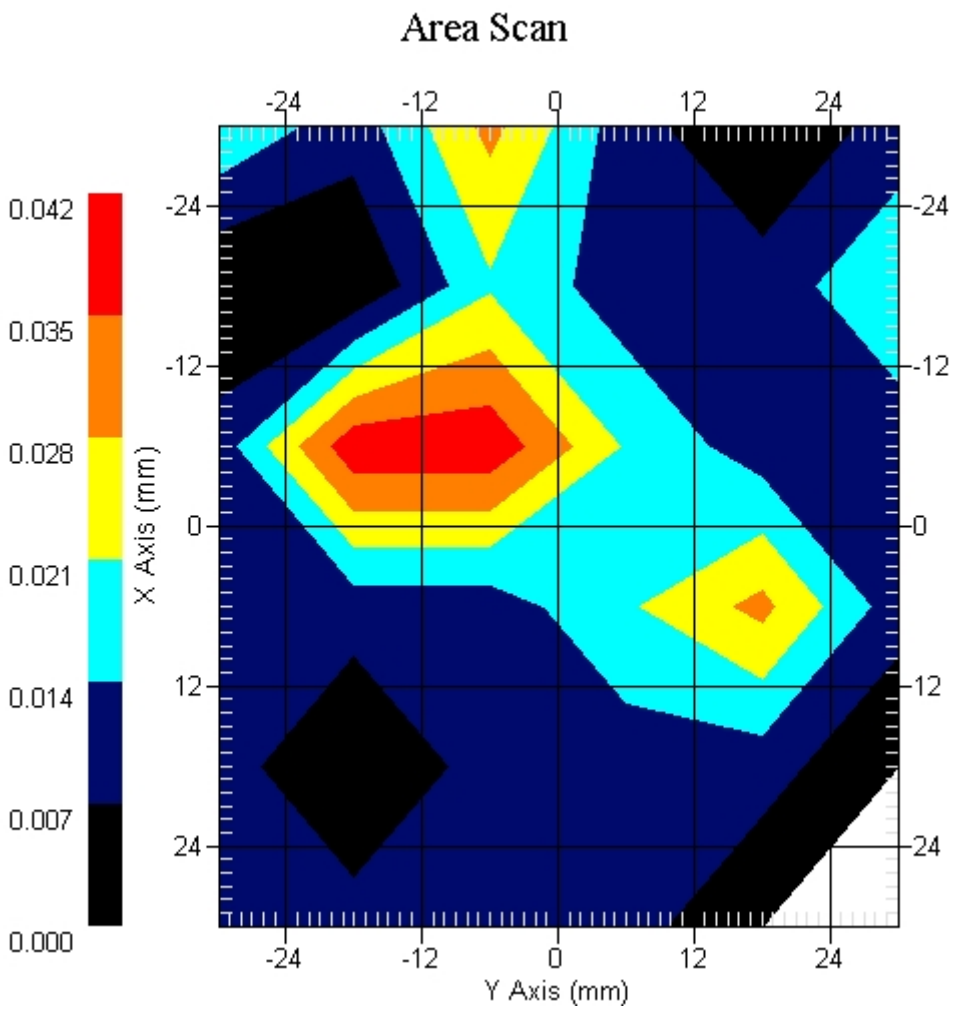
Area Scan
0.042
0.035
0.028
0.021
0.014
0.007
0.000
X Axis (mm)
Y Axis (mm)
-24
-12
0
12
24

ALSAS-10U VER 2.3.6 APREL Laboratories

SAR Test Report-GSM 835 GPRS (Distance 0.5cm)

Report Date : 30-Jul-2008
Measurement Date : 30-Jul-2008

Product Data
Device Name : navibe
Type : Other
Model : GT701
Frequency : 850.00 MHz
Max. Transmit Pwr : 2 W
Drift Time : 0 min(s)
Length : 63.1 mm
Width : 43.6 mm
Depth : 21.4 mm
Antenna Type : Internal

Phantom Data
Type : Uni-Phantom
Size (mm) : 280 x 280 x 200
Location : Center

Tissue Data
Type : BODY
Serial No. : 322-B
Frequency : 835.00 MHz
Last Calib. Date : 30-Jul-2008
Temperature : 20.20 °C
Ambient Temp. : 20.80 °C
Humidity : 52.00 RH%
Epsilon : 56.12 F/m
Sigma : 0.98 S/m
Density : 1000.00 kg/cu. m

Probe Data
Name : Probe 265
Model : E020
Type : E-Field Triangle
Serial No. : 265
Last Calib. Date : 09-May-2008
Frequency : 835.00 MHz
Duty Cycle Factor: 4
Conversion Factor: 6.6
Probe Sensitivity: 1.20 1.20 1.20 $\mu V/(V/m)^2$
Compression Point: 95.00 mV
Offset : 1.56 mm

Measurement Data
Crest Factor : 8
Tissue Temp. : 20.20 °C
Ambient Temp. : 20.80 °C
Area Scan : 6x6x1 : Measurement x=12mm, y=12mm, z=4mm
Zoom Scan : 5x5x8 : Measurement x=8mm, y=8mm, z=4mm
Power Drift-Start : 0.027 W/kg
Power Drift-Finish: 0.027 W/kg
Power Drift (%) : 0.537

DUT Position : Touch EUT Back
Channel : 189

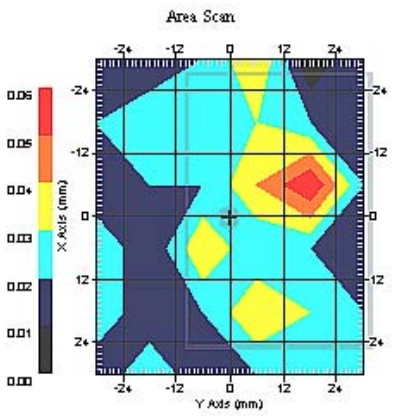

1 gram SAR value : 0.051 W/kg
10 gram SAR value : 0.033 W/kg
Area Scan Peak SAR : 0.053 W/kg
Zoom Scan Peak SAR : 0.105 W/kg

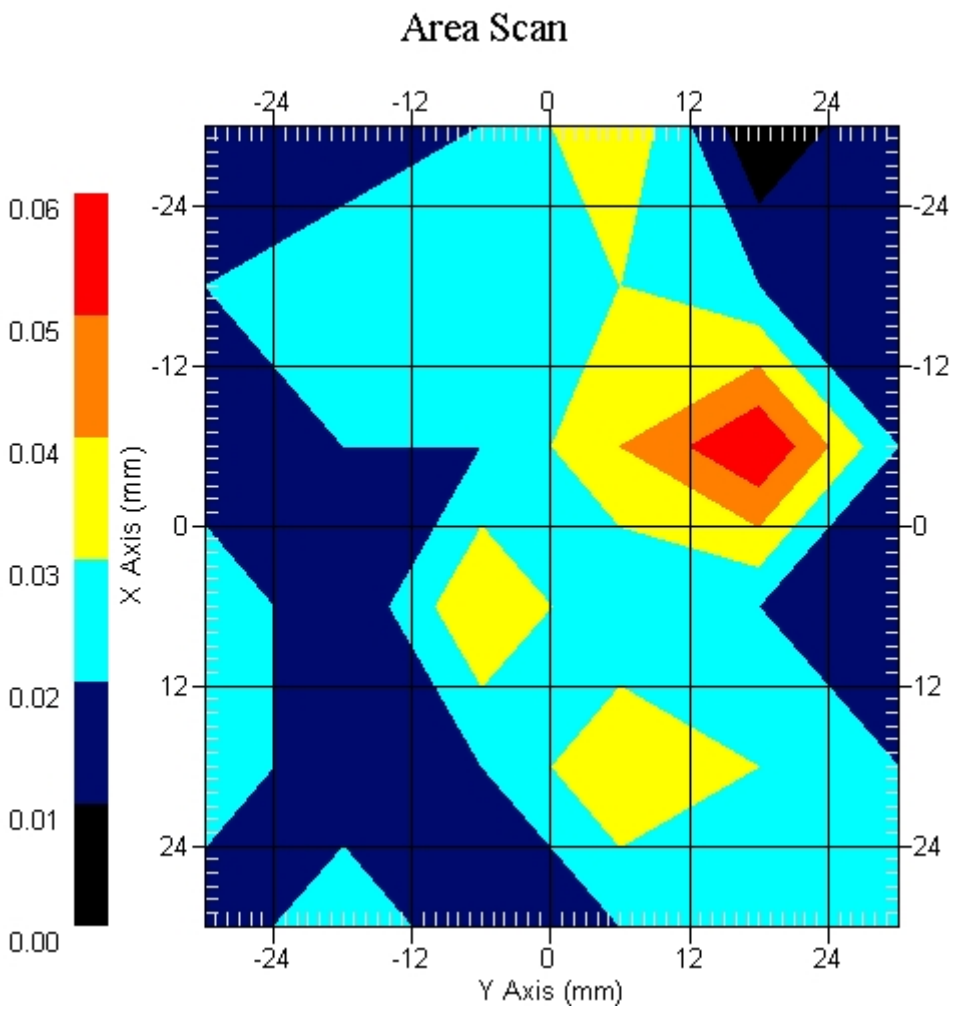
Area Scan
0.06
0.05
0.04
0.03
0.02
0.01
0.00
X Axis (mm)
Y Axis (mm)
-24
-12
0
12
24

SAR measurement Data

ALSAS-10U VER 2.3.6 APREL Laboratories

SAR Test Report-GSM 835 GPRS (Distance 0cm)

Report Date : 26-Sep-2008
Measurement Date : 26-Sep-2008

Product Data
Device Name : navibe
Type : Other
Model : GT701
Frequency : 850.00 MHz
Max. Transmit Pwr : 2 W
Drift Time : 0 min(s)
Length : 63.1 mm
Width : 43.6 mm
Depth : 21.4 mm
Antenna Type : Internal

Phantom Data
Type : Uni-Phantom
Size (mm) : 280 x 280 x 200
Location : Center

Tissue Data
Type : BODY
Serial No. : 322-B
Frequency : 835.00 MHz
Last Calib. Date : 26-Sep-2008
Temperature : 20.00 °C
Ambient Temp. : 20.70 °C
Humidity : 48.00 RH%
Epsilon : 56.52 F/m
Sigma : 0.99 S/m
Density : 1000.00 kg/cu. m

Probe Data
Name : Probe 265
Model : E020
Type : E-Field Triangle
Serial No. : 265
Last Calib. Date : 09-May-2008
Frequency : 835.00 MHz
Duty Cycle Factor: 4
Conversion Factor: 6.6
Probe Sensitivity: 1.20 1.20 1.20 $\mu V/(V/m)^2$
Compression Point: 95.00 mV
Offset : 1.56 mm

Measurement Data
Crest Factor : 4
Tissue Temp. : 20.00 °C
Ambient Temp. : 20.70 °C
Area Scan : 6x6x1 : Measurement x=12mm, y=12mm, z=4mm
Zoom Scan : 5x5x8 : Measurement x=8mm, y=8mm, z=4mm
Power Drift-Start : 0.074 W/kg
Power Drift-Finish: 0.074 W/kg
Power Drift (%) : -0.134

DUT Position : Touch EUT Front
Channel : 128

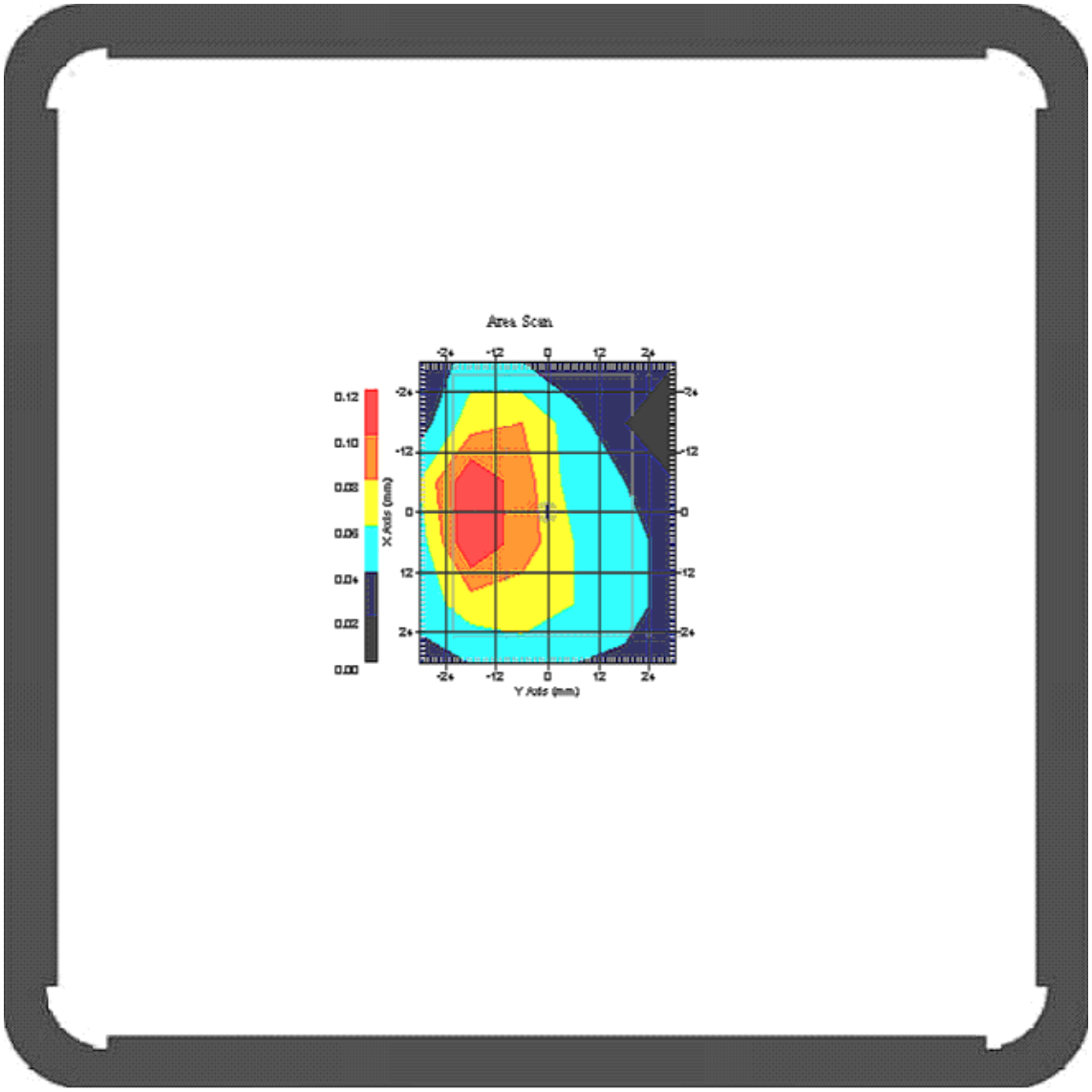

1 gram SAR value : 0.092 W/kg
10 gram SAR value : 0.037 W/kg
Area Scan Peak SAR : 0.114 W/kg
Zoom Scan Peak SAR : 0.160 W/kg

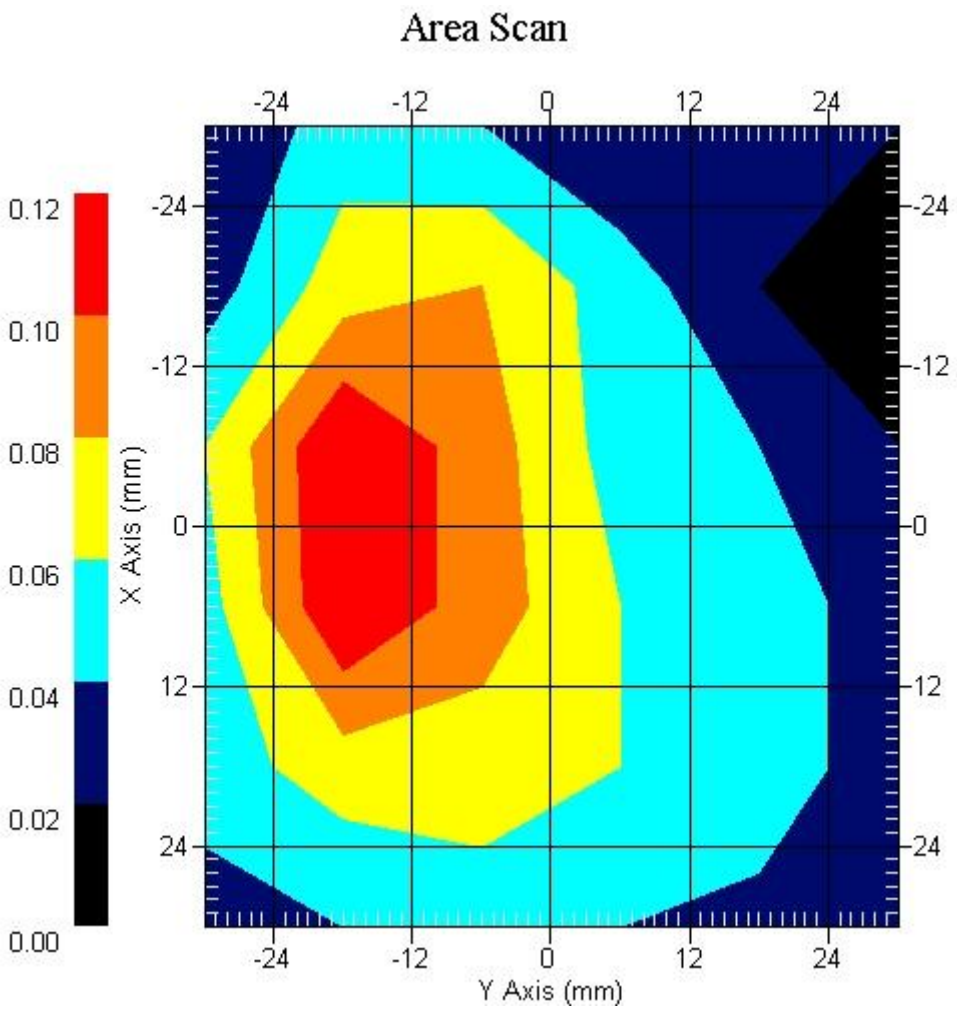
Area Scan
0.12
0.10
0.08
0.06
0.04
0.02
0.00
X Axis (mm)
Y Axis (mm)
-24
-12
0
12
24

Measurement Data
Crest Factor : 4
Tissue Temp. : 20.00 °C
Ambient Temp. : 20.70 °C
Area Scan : 6x6x1 : Measurement x=12mm, y=12mm, z=4mm
Zoom Scan : 5x5x8 : Measurement x=8mm, y=8mm, z=4mm
Power Drift-Start : 0.083 W/kg
Power Drift-Finish: 0.080 W/kg
Power Drift (%) : -3.695

DUT Position : Touch EUT Front
Channel : 189

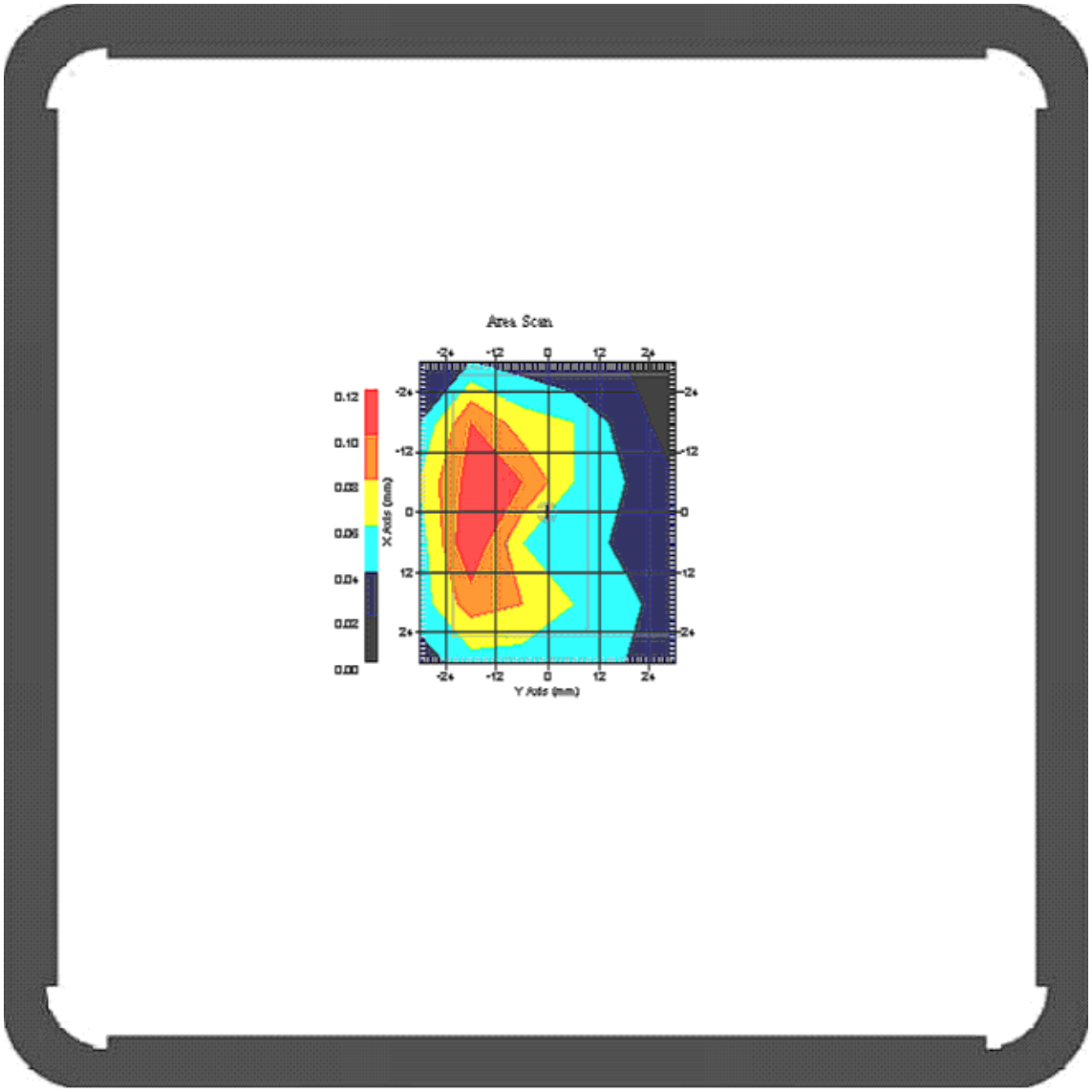

1 gram SAR value : 0.101 W/kg
10 gram SAR value : 0.039 W/kg
Area Scan Peak SAR : 0.117 W/kg
Zoom Scan Peak SAR : 0.165 W/kg

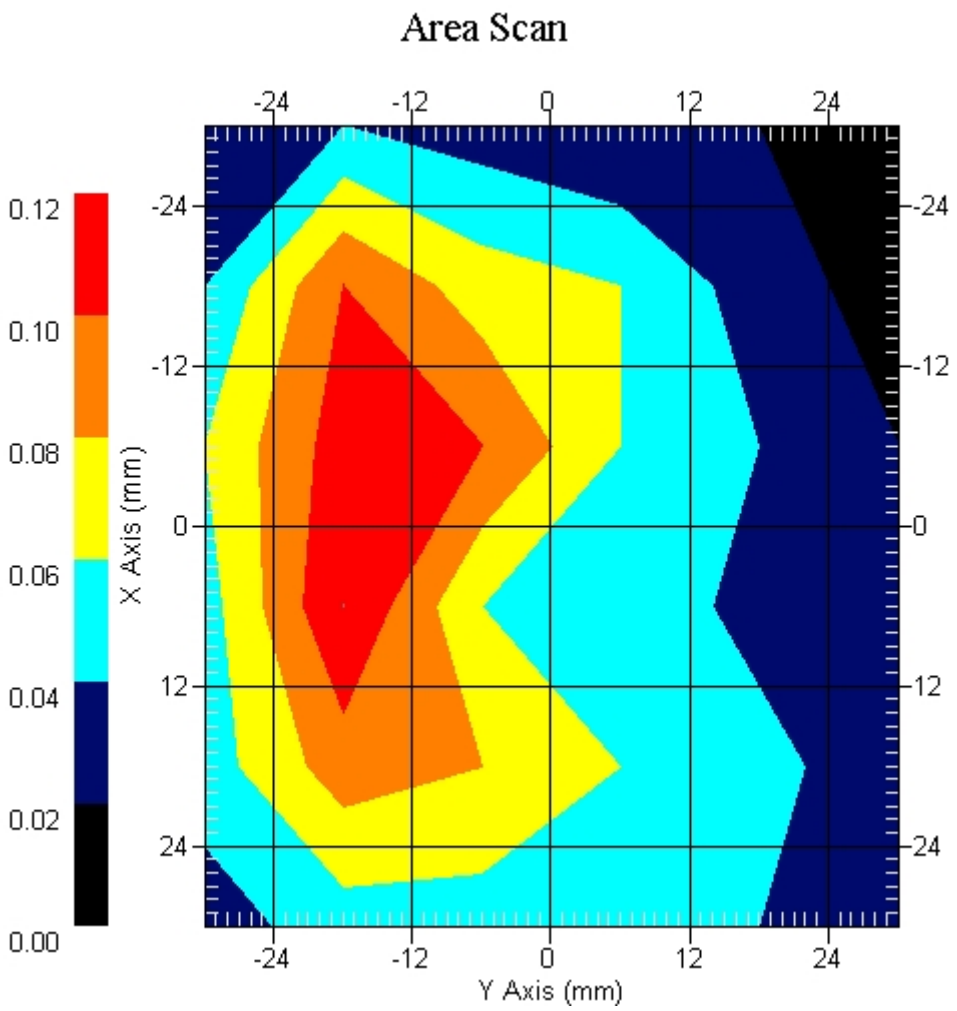
Area Scan
0.12
0.10
0.08
0.06
0.04
0.02
0.00
X Axis (mm)
Y Axis (mm)
-24
-12
0
12
24

Measurement Data
Crest Factor : 4
Tissue Temp. : 20.00 °C
Ambient Temp. : 20.70 °C
Area Scan : 6x6x1 : Measurement x=12mm, y=12mm, z=4mm
Zoom Scan : 5x5x8 : Measurement x=8mm, y=8mm, z=4mm
Power Drift-Start : 0.070 W/kg
Power Drift-Finish: 0.073 W/kg
Power Drift (%) : 4.285

DUT Position : Touch EUT Front
Channel : 251

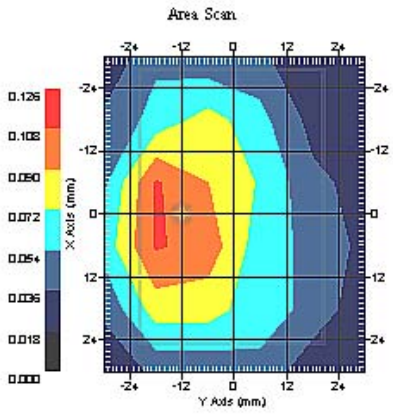

1 gram SAR value : 0.085 W/kg
10 gram SAR value : 0.035 W/kg
Area Scan Peak SAR : 0.110 W/kg
Zoom Scan Peak SAR : 0.152 W/kg

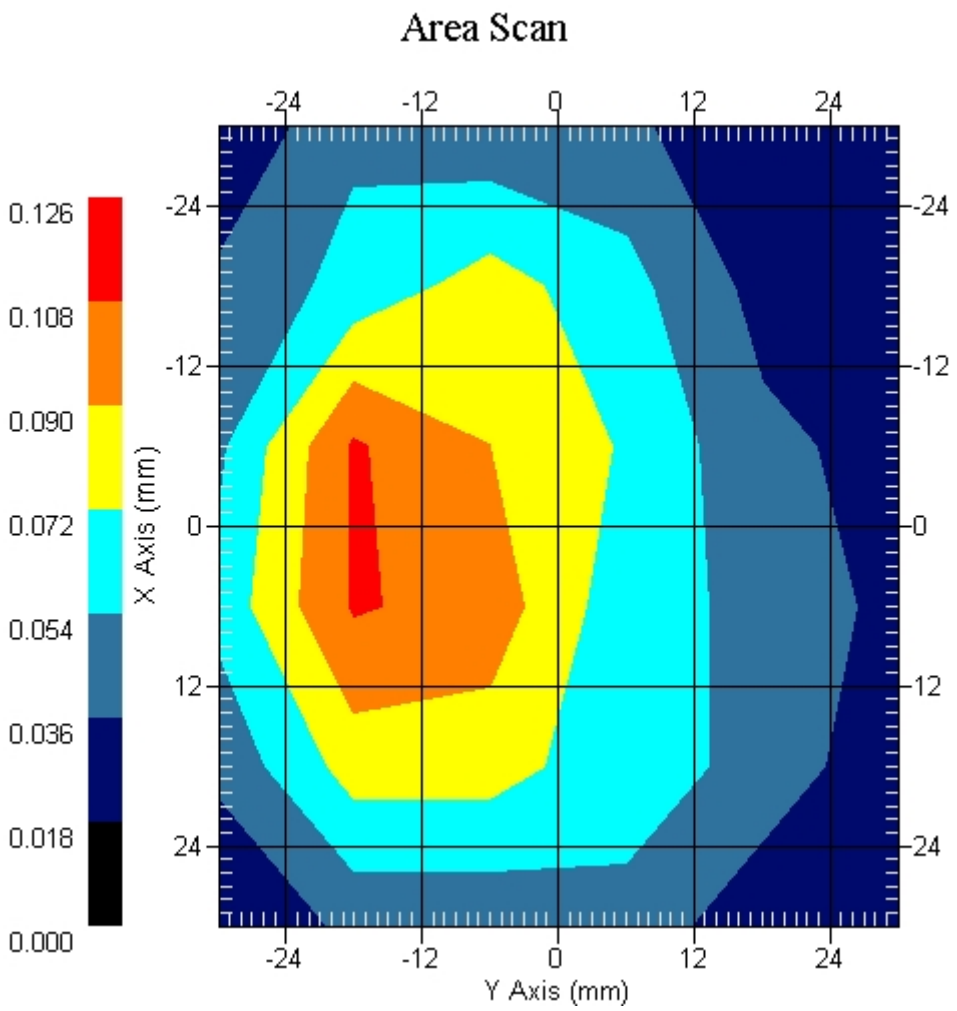
Area Scan
0.126
0.108
0.090
0.072
0.054
0.036
0.018
0.000
X Axis (mm)
Y Axis (mm)
-24
-12
0
12
24

ALSAS-10U VER 2.3.6 APREL Laboratories

SAR Test Report-GSM 835 GPRS (Distance 0cm)

Report Date : 26-Sep-2008
Measurement Date : 26-Sep-2008

Product Data
Device Name : navibe
Type : Other
Model : GT701
Frequency : 850.00 MHz
Max. Transmit Pwr : 2 W
Drift Time : 0 min(s)
Length : 63.1 mm
Width : 43.6 mm
Depth : 21.4 mm
Antenna Type : Internal

Phantom Data
Type : Uni-Phantom
Size (mm) : 280 x 280 x 200
Location : Center

Tissue Data
Type : BODY
Serial No. : 322-B
Frequency : 835.00 MHz
Last Calib. Date : 26-Sep-2008
Temperature : 20.00 °C
Ambient Temp. : 20.70 °C
Humidity : 48.00 RH%
Epsilon : 56.52 F/m
Sigma : 0.99 S/m
Density : 1000.00 kg/cu. m

Probe Data
Name : Probe 265
Model : E020
Type : E-Field Triangle
Serial No. : 265
Last Calib. Date : 09-May-2008
Frequency : 835.00 MHz
Duty Cycle Factor: 4
Conversion Factor: 6.6
Probe Sensitivity: 1.20 1.20 1.20 $\mu V/(V/m)^2$
Compression Point: 95.00 mV
Offset : 1.56 mm

Measurement Data
Crest Factor : 4
Tissue Temp. : 20.00 °C
Ambient Temp. : 20.70 °C
Area Scan : 6x6x1 : Measurement x=12mm, y=12mm, z=4mm
Zoom Scan : 5x5x8 : Measurement x=8mm, y=8mm, z=4mm
Power Drift-Start : 0.056 W/kg
Power Drift-Finish: 0.054 W/kg
Power Drift (%) : -3.596

DUT Position : Touch EUT Back
Channel : 189

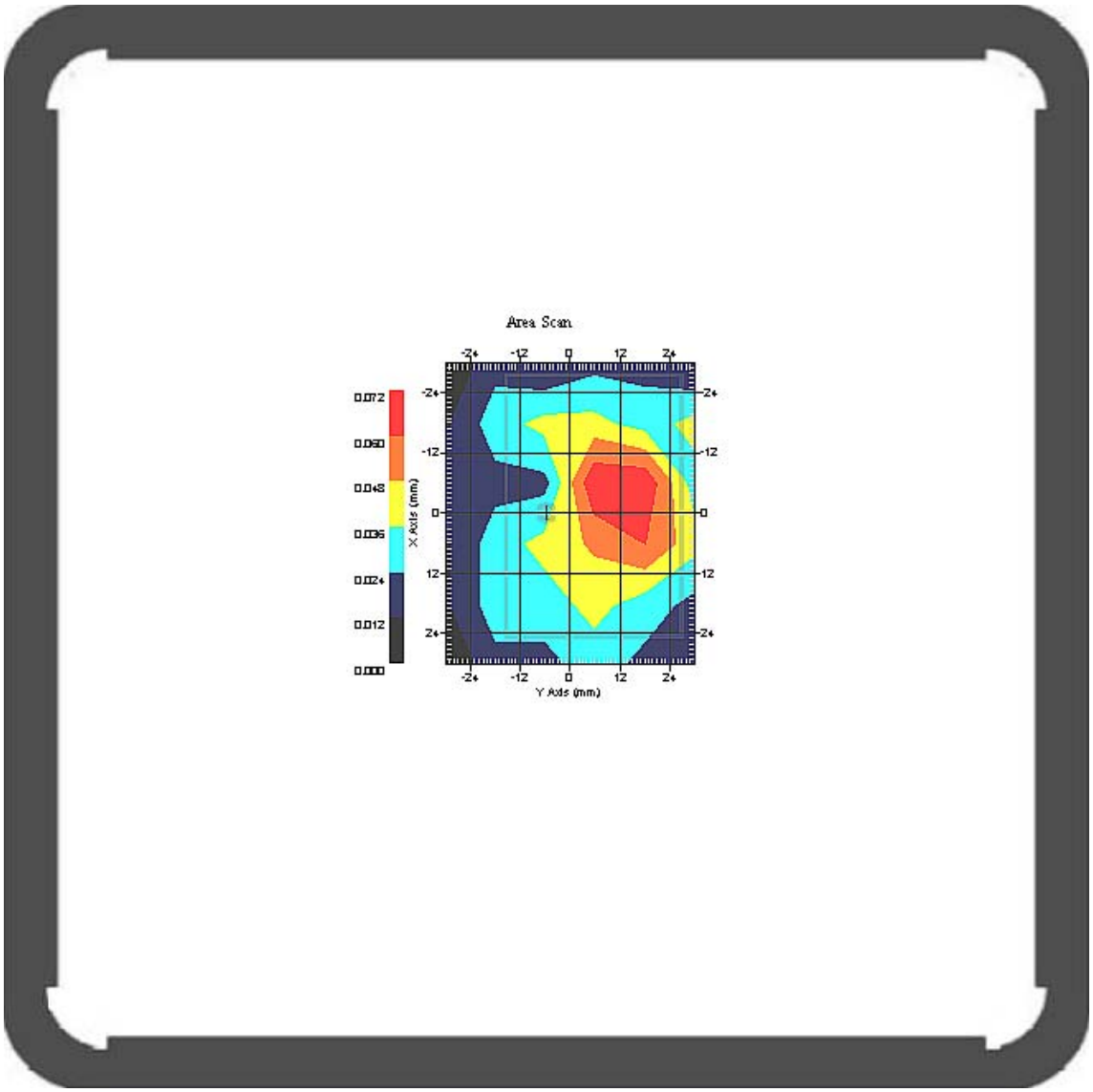

1 gram SAR value : 0.072 W/kg
10 gram SAR value : 0.031 W/kg
Area Scan Peak SAR : 0.079 W/kg
Zoom Scan Peak SAR : 0.115 W/kg

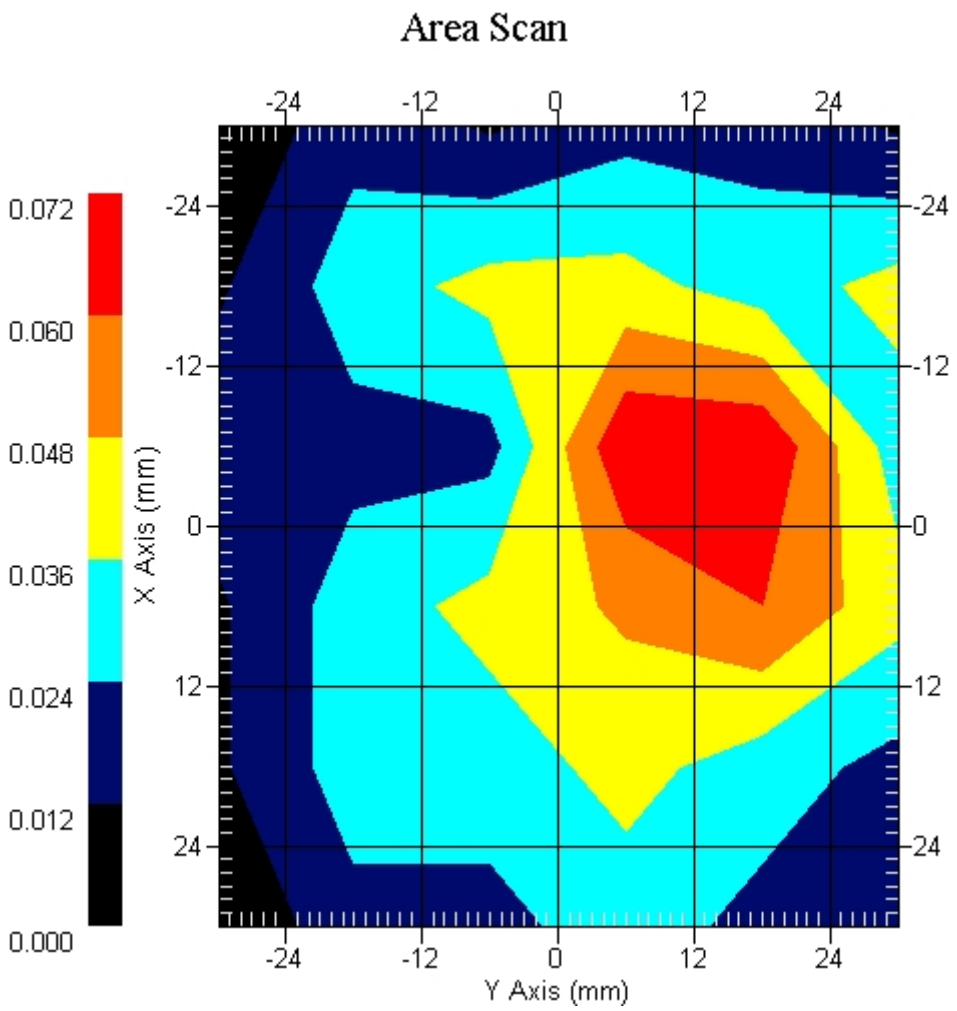
Area Scan
0.072
0.060
0.048
0.036
0.024
0.012
0.000
-24
-12
0
12
24
X Axis (mm)
Y Axis (mm)

SAR measurement Data

ALSAS-10U VER 2.3.6 APREL Laboratories

SAR Test Report-GSM 835 (Distance 0cm)

Report Date : 14-Oct-2008
Measurement Date : 14-Oct-2008

Product Data
Device Name : navibe
Type : Other
Model : GT701
Frequency : 850.00 MHz
Max. Transmit Pwr : 2 W
Drift Time : 0 min(s)
Length : 74.5 mm
Width : 42.3 mm
Depth : 27.6 mm
Antenna Type : Internal

Phantom Data
Type : Uni-Phantom
Size (mm) : 280 x 280 x 200
Location : Center

Tissue Data
Type : BODY
Serial No. : 322-B
Frequency : 835.00 MHz
Last Calib. Date : 14-Oct-2008
Temperature : 20.10 °C
Ambient Temp. : 20.60 °C
Humidity : 49.00 RH%
Epsilon : 56.57 F/m
Sigma : 0.98 S/m
Density : 1000.00 kg/cu. m

Probe Data
Name : Probe 265
Model : E020
Type : E-Field Triangle
Serial No. : 265
Last Calib. Date : 09-May-2008
Frequency : 835.00 MHz
Duty Cycle Factor: 8
Conversion Factor: 6.6
Probe Sensitivity: 1.20 1.20 1.20 $\mu V/(V/m)^2$
Compression Point: 95.00 mV
Offset : 1.56 mm

Measurement Data
Crest Factor : 8
Tissue Temp. : 20.10 °C
Ambient Temp. : 20.60 °C
Area Scan : 6x5x1 : Measurement x=12mm, y=12mm, z=4mm
Zoom Scan : 5x5x8 : Measurement x=8mm, y=8mm, z=4mm
Power Drift-Start : 0.023 W/kg
Power Drift-Finish: 0.023 W/kg
Power Drift (%) : 0.090

DUT Position : Touch EUT Front
Channel : 128

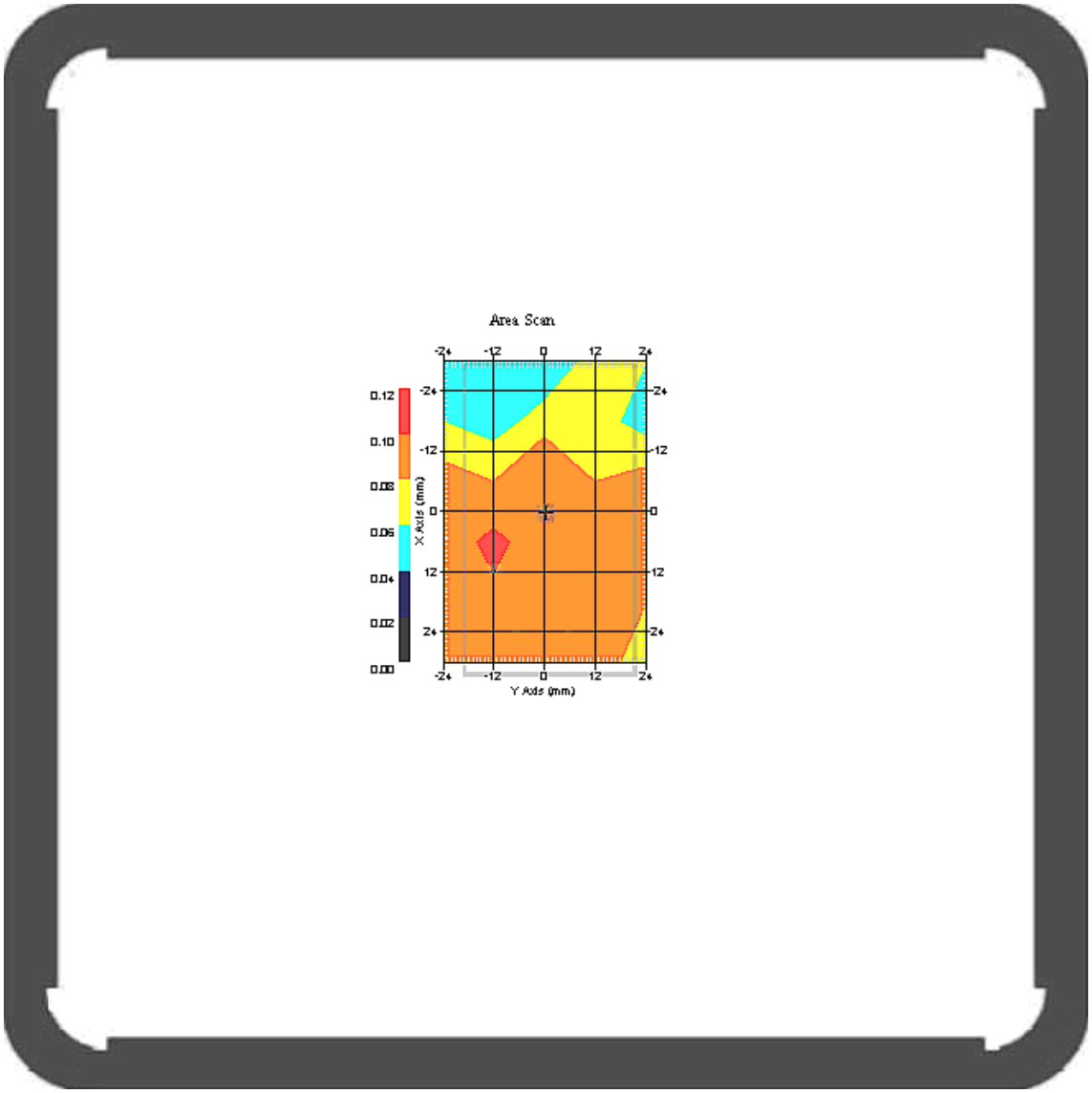

1 gram SAR value : 0.078 W/kg
10 gram SAR value : 0.060 W/kg
Area Scan Peak SAR : 0.120 W/kg
Zoom Scan Peak SAR : 0.145 W/kg

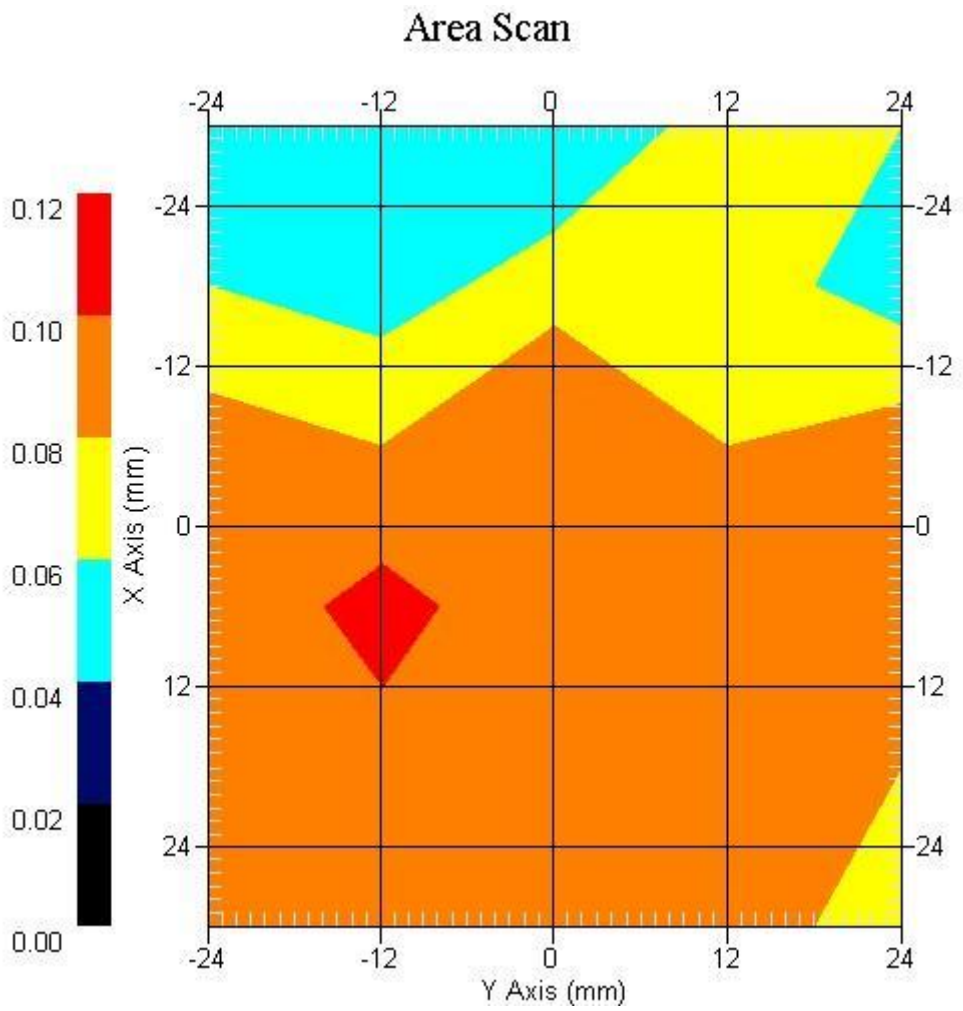
Area Scan
0.12
0.10
0.08
0.06
0.04
0.02
0.00
X Axis (mm)
Y Axis (mm)
-24
-12
0
12
24

Measurement Data
Crest Factor : 8
Tissue Temp. : 20.10 °C
Ambient Temp. : 20.60 °C
Area Scan : 6x5x1 : Measurement x=12mm, y=12mm, z=4mm
Zoom Scan : 5x5x8 : Measurement x=8mm, y=8mm, z=4mm
Power Drift-Start : 0.024 W/kg
Power Drift-Finish: 0.024 W/kg
Power Drift (%) : -0.456

DUT Position : Touch EUT Front
Channel : 189

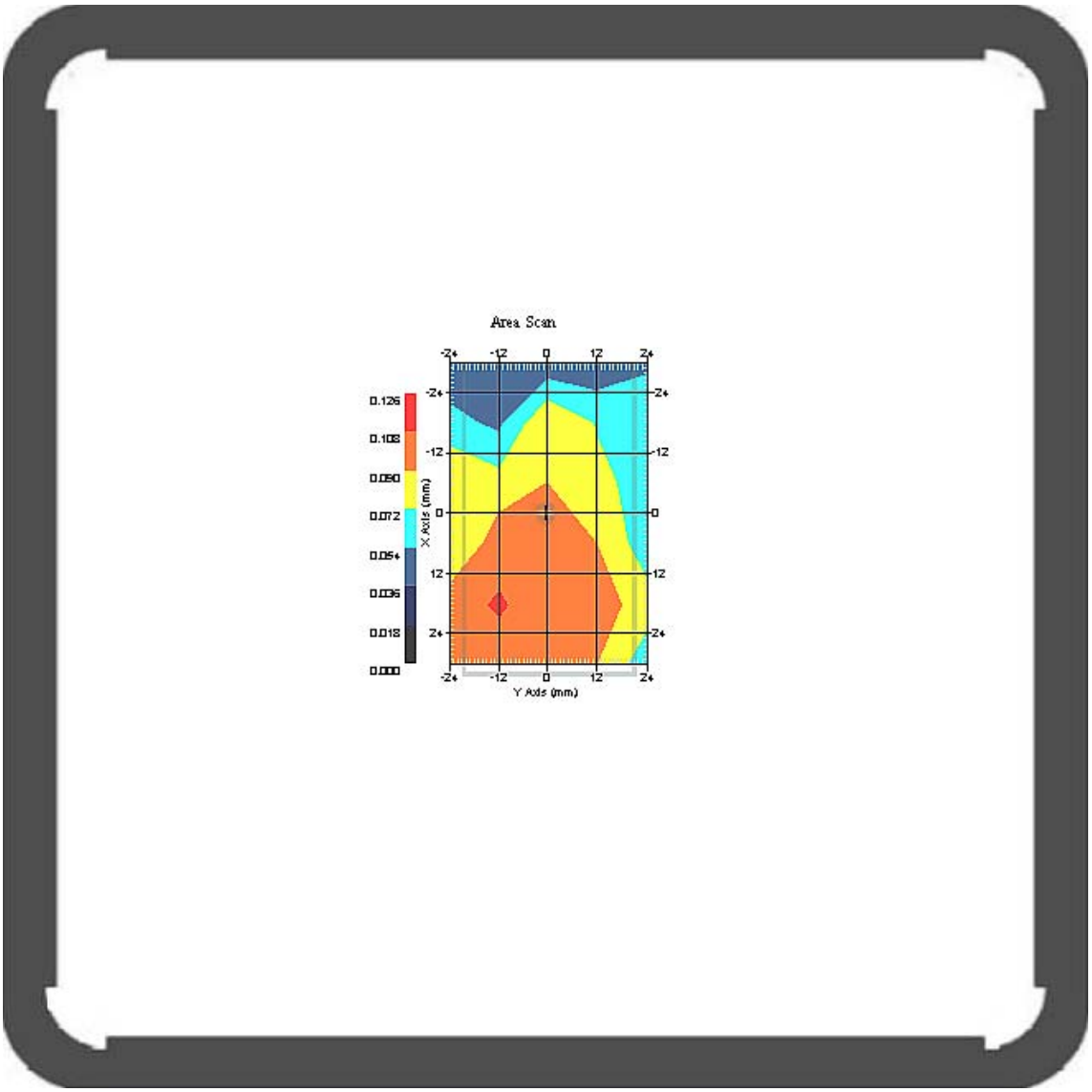

1 gram SAR value : 0.076 W/kg
10 gram SAR value : 0.057 W/kg
Area Scan Peak SAR : 0.110 W/kg
Zoom Scan Peak SAR : 0.131 W/kg

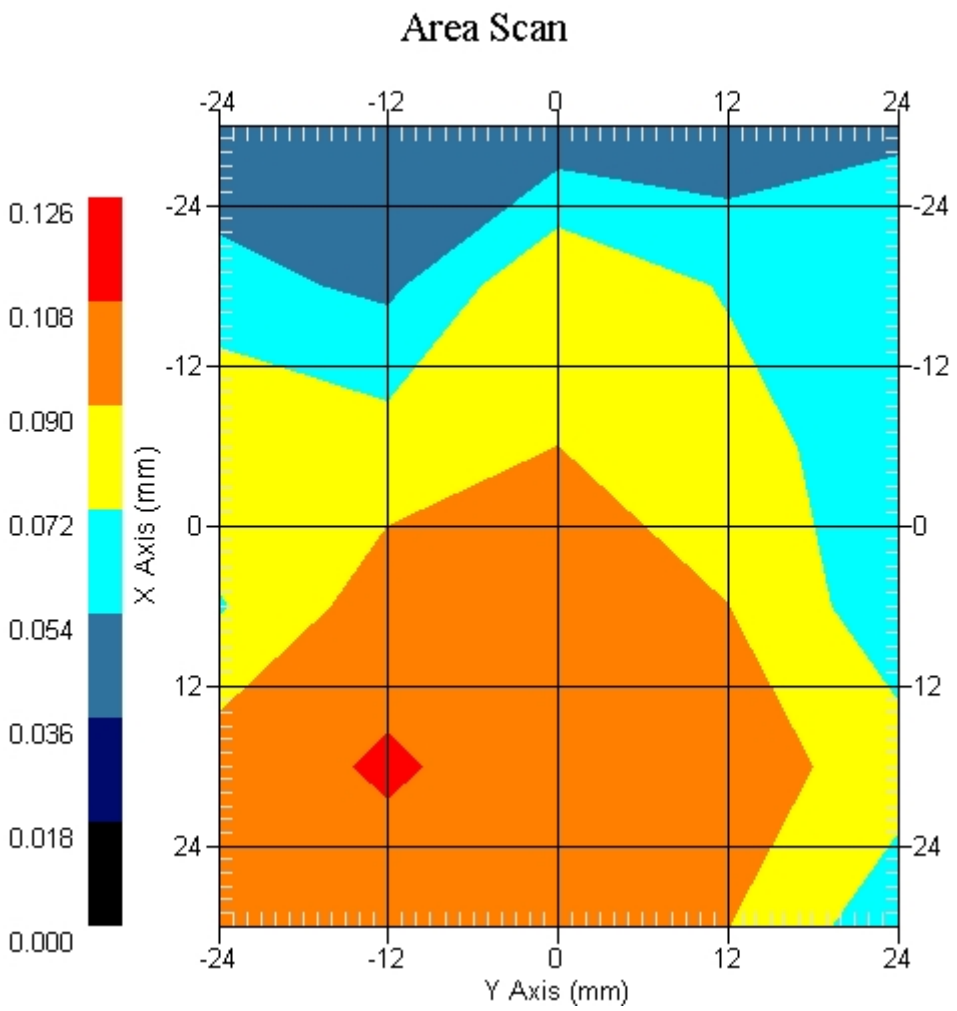
Area Scan
0.126
0.108
0.090
0.072
0.054
0.036
0.018
0.000
X Axis (mm)
Y Axis (mm)
-24
-12
0
12
24

Measurement Data
Crest Factor : 8
Tissue Temp. : 20.10 °C
Ambient Temp. : 20.60 °C
Area Scan : 6x5x1 : Measurement x=12mm, y=12mm, z=4mm
Zoom Scan : 5x5x8 : Measurement x=8mm, y=8mm, z=4mm
Power Drift-Start : 0.022 W/kg
Power Drift-Finish: 0.022 W/kg
Power Drift (%) : -0.974

DUT Position : Touch EUT Front
Channel : 251

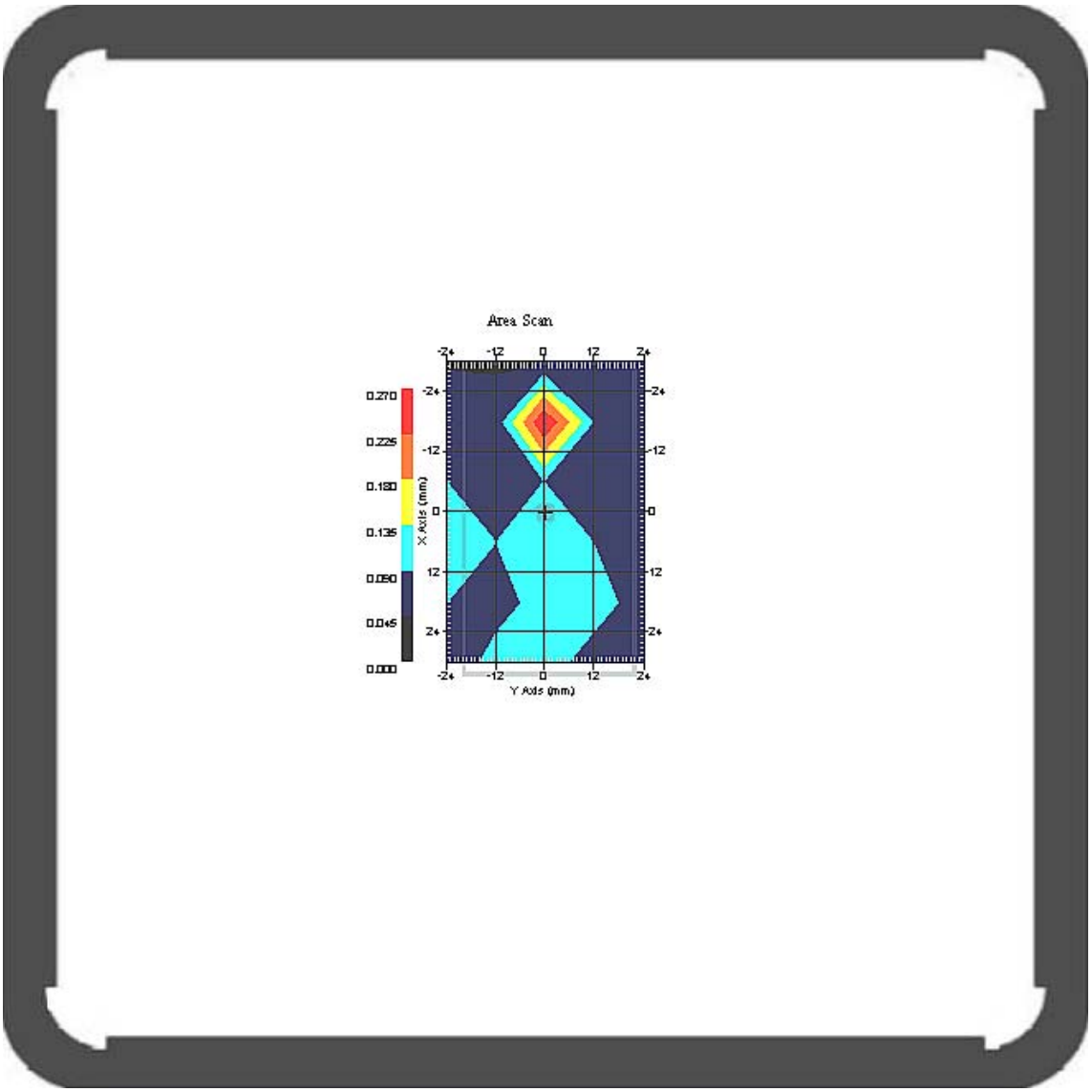

1 gram SAR value : 0.147 W/kg
10 gram SAR value : 0.102 W/kg
Area Scan Peak SAR : 0.262 W/kg
Zoom Scan Peak SAR : 0.245 W/kg

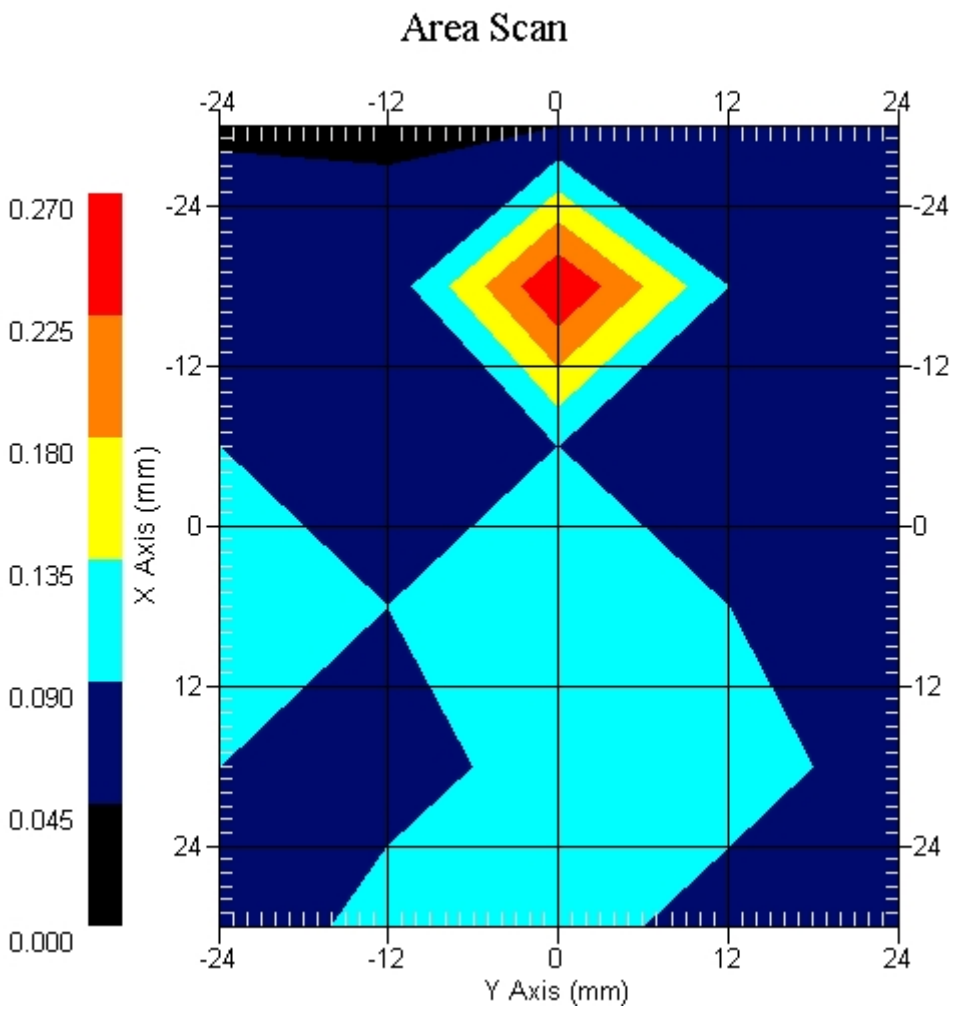
Area Scan
0.270
0.225
0.180
0.135
0.090
0.045
0.000
X Axis (mm)
Y Axis (mm)
-24
-12
0
12
24

ALSAS-10U VER 2.3.6 APREL Laboratories

SAR Test Report-GSM 835 (Distance 0cm)

Report Date : 14-Oct-2008
Measurement Date : 14-Oct-2008

Product Data
Device Name : navibe
Type : Other
Model : GT701
Frequency : 850.00 MHz
Max. Transmit Pwr : 2 W
Drift Time : 0 min(s)
Length : 74.5 mm
Width : 42.3 mm
Depth : 27.6 mm
Antenna Type : Internal

Phantom Data
Type : Uni-Phantom
Size (mm) : 280 x 280 x 200
Location : Center

Tissue Data
Type : BODY
Serial No. : 322-B
Frequency : 835.00 MHz
Last Calib. Date : 14-Oct-2008
Temperature : 20.10 °C
Ambient Temp. : 20.60 °C
Humidity : 49.00 RH%
Epsilon : 56.57 F/m
Sigma : 0.98 S/m
Density : 1000.00 kg/cu. m

Probe Data
Name : Probe 265
Model : E020
Type : E-Field Triangle
Serial No. : 265
Last Calib. Date : 09-May-2008
Frequency : 835.00 MHz
Duty Cycle Factor: 8
Conversion Factor: 6.6
Probe Sensitivity: 1.20 1.20 1.20 $\mu V/(V/m)^2$
Compression Point: 95.00 mV
Offset : 1.56 mm

Measurement Data
Crest Factor : 8
Tissue Temp. : 20.10 °C
Ambient Temp. : 20.60 °C
Area Scan : 6x5x1 : Measurement x=12mm, y=12mm, z=4mm
Zoom Scan : 5x5x8 : Measurement x=8mm, y=8mm, z=4mm
Power Drift-Start : 0.023 W/kg
Power Drift-Finish: 0.023 W/kg
Power Drift (%) : -0.253

DUT Position : Touch EUT Back
Channel : 128

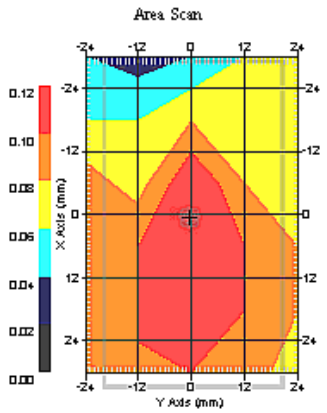

1 gram SAR value : 0.067 W/kg
10 gram SAR value : 0.054 W/kg
Area Scan Peak SAR : 0.110 W/kg
Zoom Scan Peak SAR : 0.102 W/kg

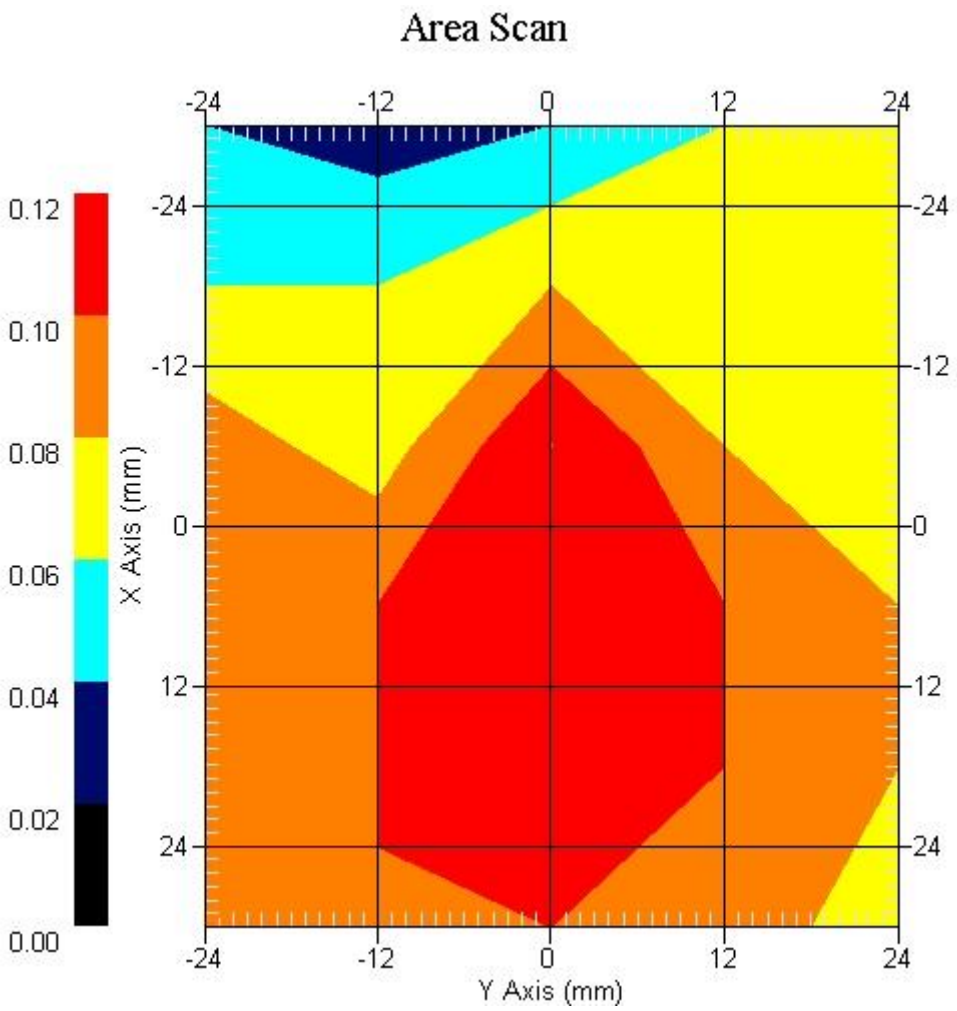
Area Scan
0.12
0.10
0.08
0.06
0.04
0.02
0.00
X Axis (mm)
Y Axis (mm)
-24
-12
0
12
24

GSM 835 (Distance 0cm) EUT Front Z-Axis plot
Channel: 251

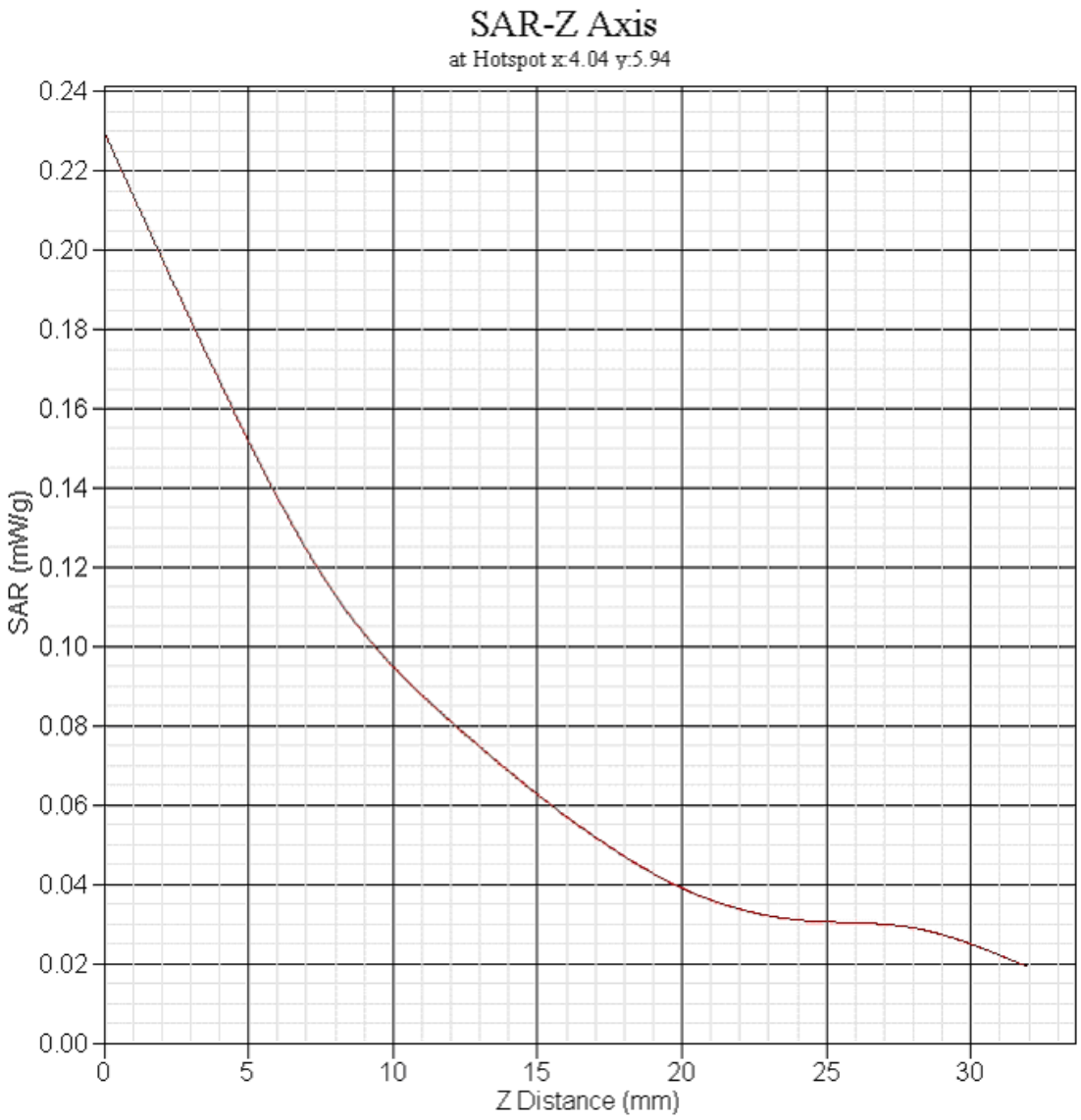

SAR measurement Data

ALSAS-10U VER 2.3.6 APREL Laboratories

SAR Test Report-PCS 1900 GPRS (Distance 0.5cm)

```
Report Date       : 30-Jul-2008
Measurement Date  : 30-Jul-2008

Product Data
Device Name       : navibe
Type              : Other
Model             : GT701
Frequency         : 1900.00 MHz
Max. Transmit Pwr : 1 W
Drift Time        : 0 min(s)
Length            : 63.1 mm
Width             : 43.6 mm
Depth             : 21.4 mm
Antenna Type      : Internal

Phantom Data
Type              : Uni-Phantom
Size (mm)         : 280 x 280 x 200
Location          : Center

Tissue Data
Type              : BODY
Serial No.        : 324-B
Frequency         : 1900.00 MHz
Last Calib. Date  : 30-Jul-2007
Temperature       : 20.20 °C
Ambient Temp.     : 20.80 °C
Humidity          : 52.00 RH%
Epsilon           : 53.76 F/m
Sigma             : 1.53 S/m
Density           : 1000.00 kg/cu. m

Probe Data
Name              : Probe 265
Model             : E020
Type              : E-Field Triangle
Serial No.        : 265
Last Calib. Date  : 09-May-2008
Frequency         : 1900.00 MHz
Duty Cycle Factor: 4
Conversion Factor: 5.1
Probe Sensitivity: 1.20  1.20  1.20   µV/(V/m)²
Compression Point: 95.00 mV
Offset            : 1.56 mm
```

Measurement Data
Crest Factor : 4
Tissue Temp. : 20.20 °C
Ambient Temp. : 20.80 °C
Area Scan : 6x6x1 : Measurement x=12mm, y=12mm, z=4mm
Zoom Scan : 5x5x4 : Measurement x=8mm, y=8mm, z=4mm
Power Drift-Start : 0.038 W/kg
Power Drift-Finish: 0.038 W/kg
Power Drift (%) : 0.357

DUT Position : Touch EUT Front
Channel : 512

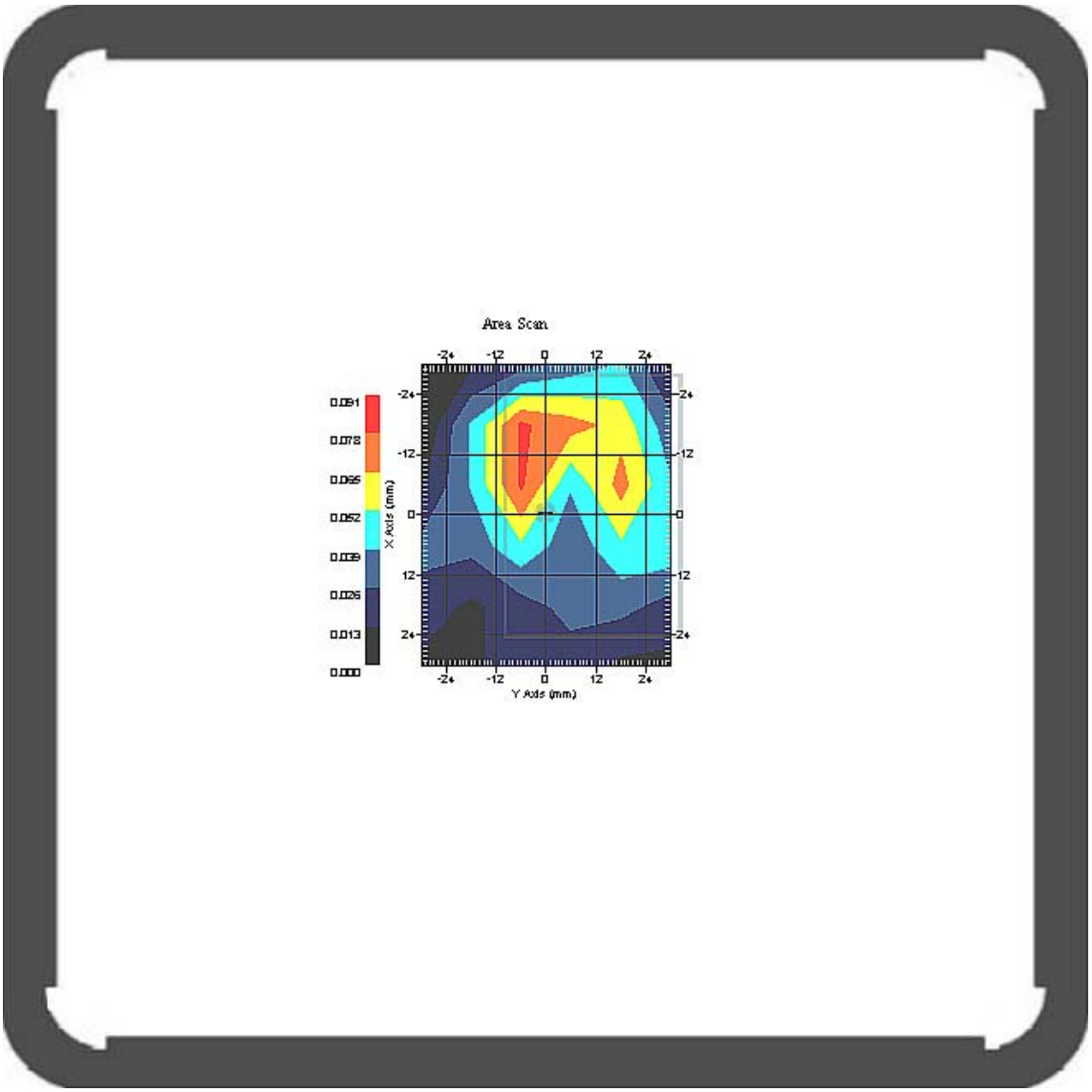

1 gram SAR value : 0.074 W/kg
10 gram SAR value : 0.041 W/kg
Area Scan Peak SAR : 0.080 W/kg
Zoom Scan Peak SAR : 0.152 W/kg

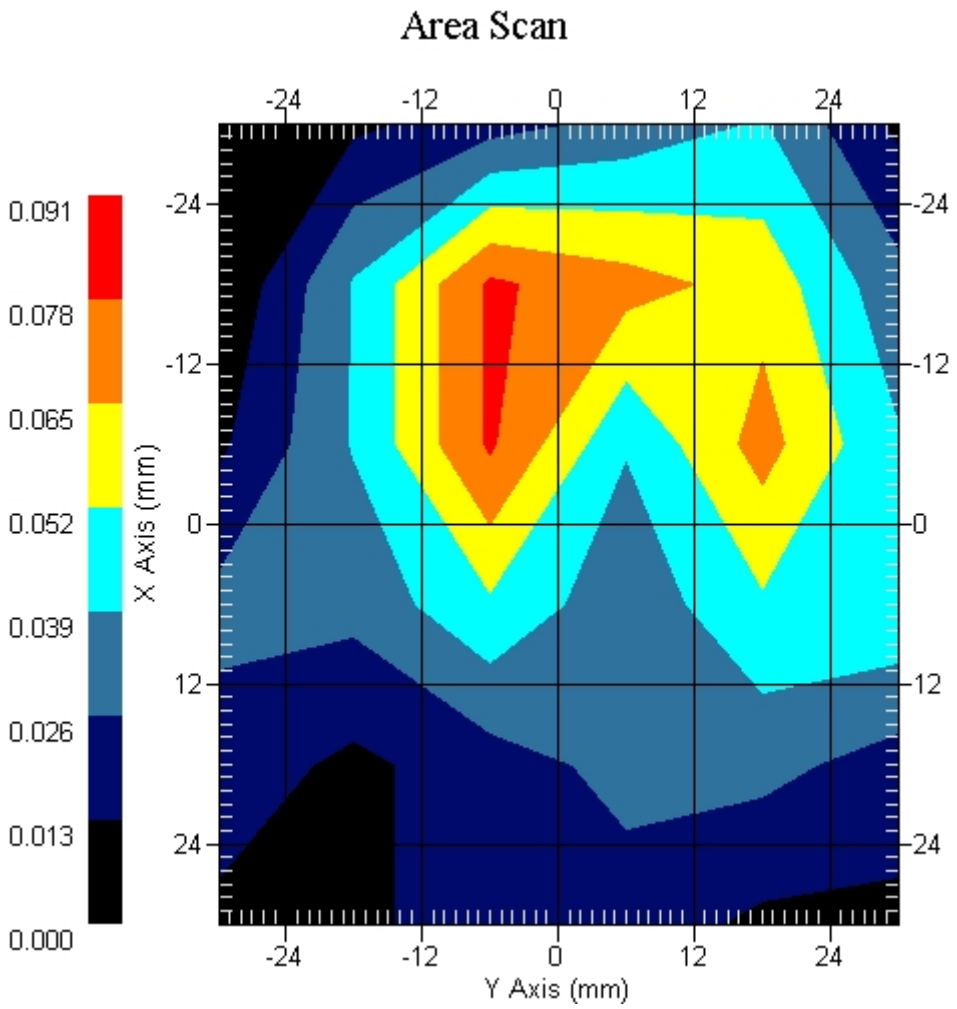
Area Scan
0.091
0.078
0.065
0.052
0.039
0.026
0.013
0.000
X Axis (mm)
Y Axis (mm)
-24
-12
0
12
24

Measurement Data
Crest Factor : 4
Tissue Temp. : 20.20 °C
Ambient Temp. : 20.80 °C
Area Scan : 6x6x1 : Measurement x=12mm, y=12mm, z=4mm
Zoom Scan : 5x5x4 : Measurement x=8mm, y=8mm, z=4mm
Power Drift-Start : 0.102 W/kg
Power Drift-Finish: 0.099 W/kg
Power Drift (%) : -2.941

DUT Position : Touch EUT Front
Channel : 661

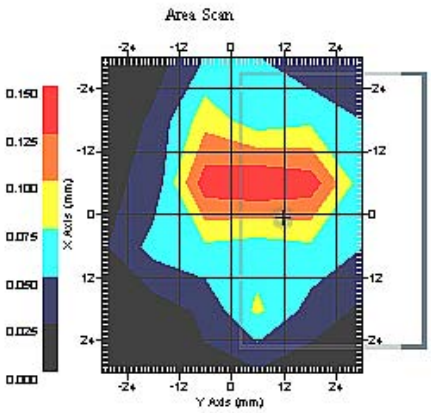

1 gram SAR value : 0.123 W/kg
10 gram SAR value : 0.065 W/kg
Area Scan Peak SAR : 0.150 W/kg
Zoom Scan Peak SAR : 0.256 W/kg

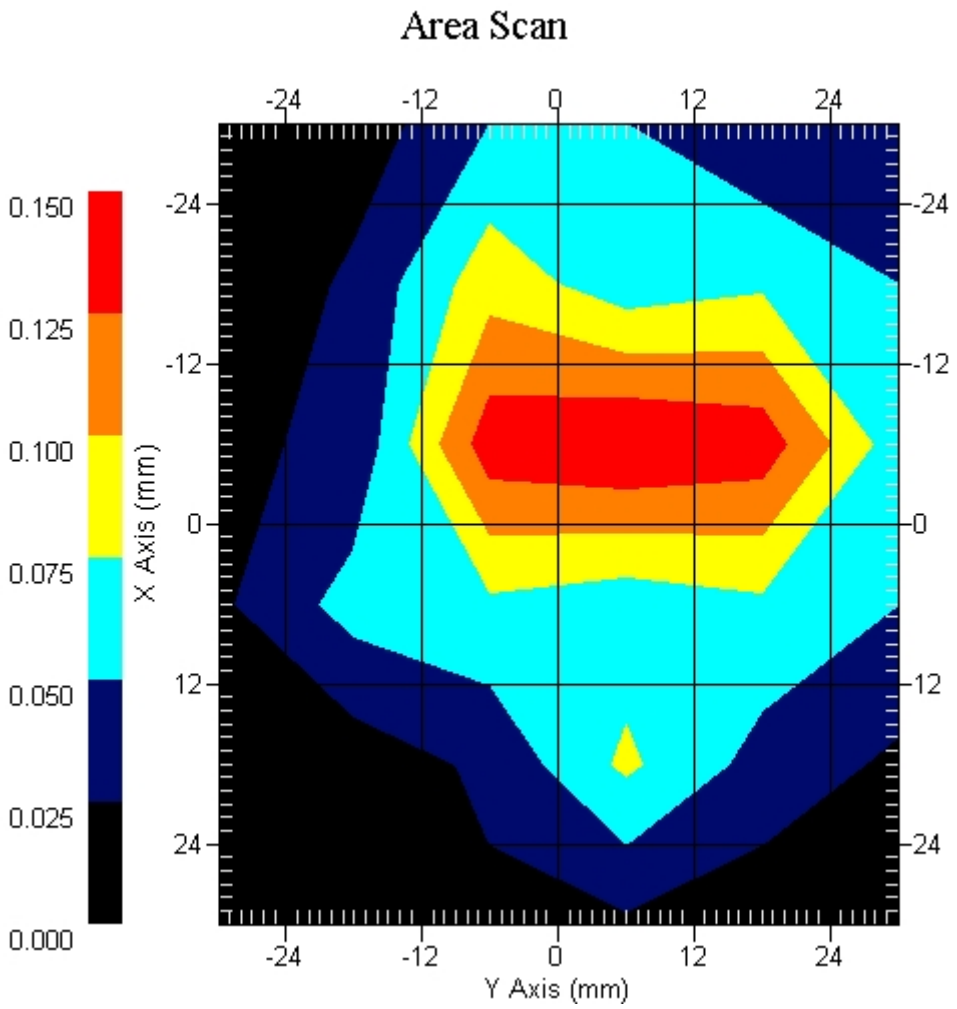
Area Scan
0.150
0.125
0.100
0.075
0.050
0.025
0.000
X Axis (mm)
Y Axis (mm)
-24
-12
0
12
24

Measurement Data
Crest Factor : 4
Tissue Temp. : 20.20 °C
Ambient Temp. : 20.80 °C
Area Scan : 6x6x1 : Measurement x=12mm, y=12mm, z=4mm
Zoom Scan : 5x5x4 : Measurement x=8mm, y=8mm, z=4mm
Power Drift-Start : 0.127 W/kg
Power Drift-Finish: 0.131 W/kg
Power Drift (%) : -3.149

DUT Position : Touch EUT Front
Channel : 810

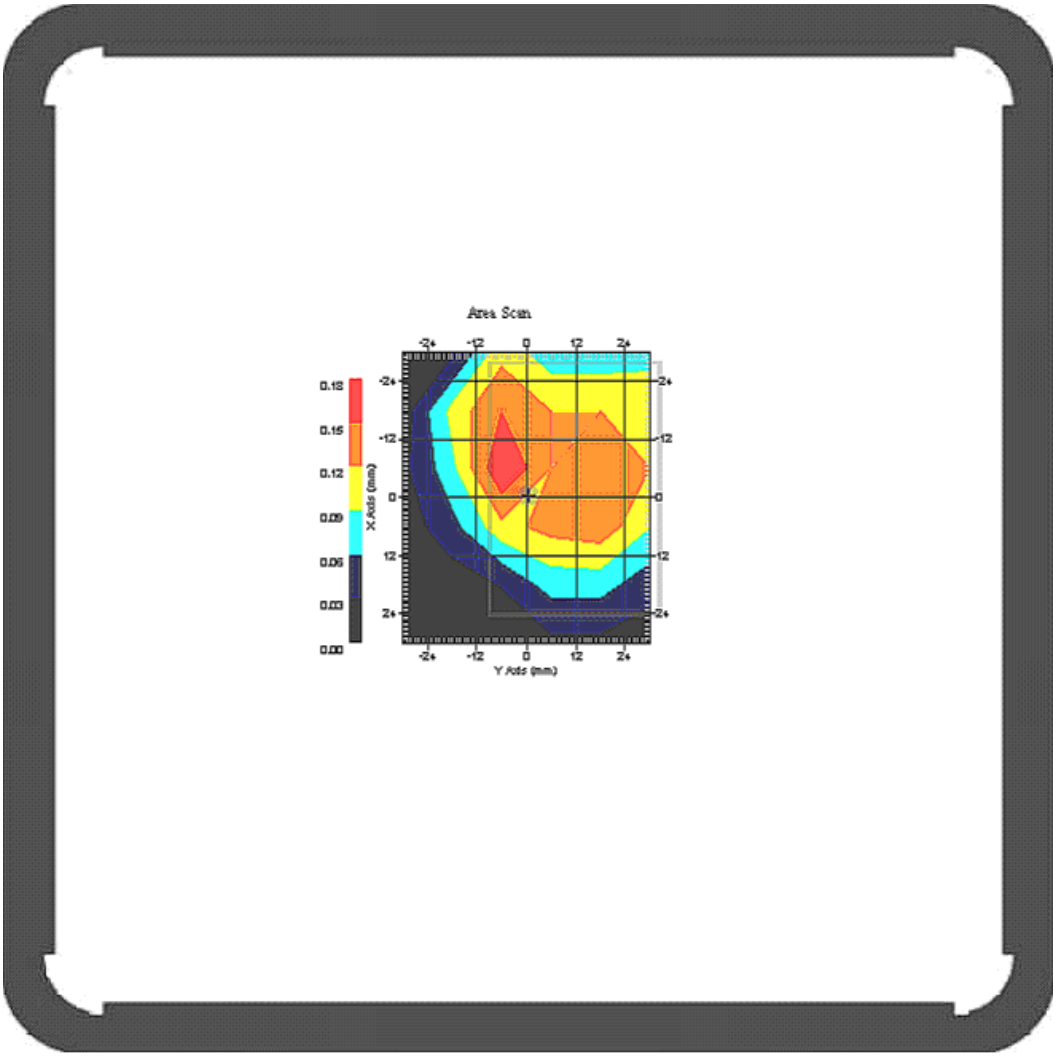

1 gram SAR value : 0.151 W/kg
10 gram SAR value : 0.079 W/kg
Area Scan Peak SAR : 0.180 W/kg
Zoom Scan Peak SAR : 0.269 W/kg

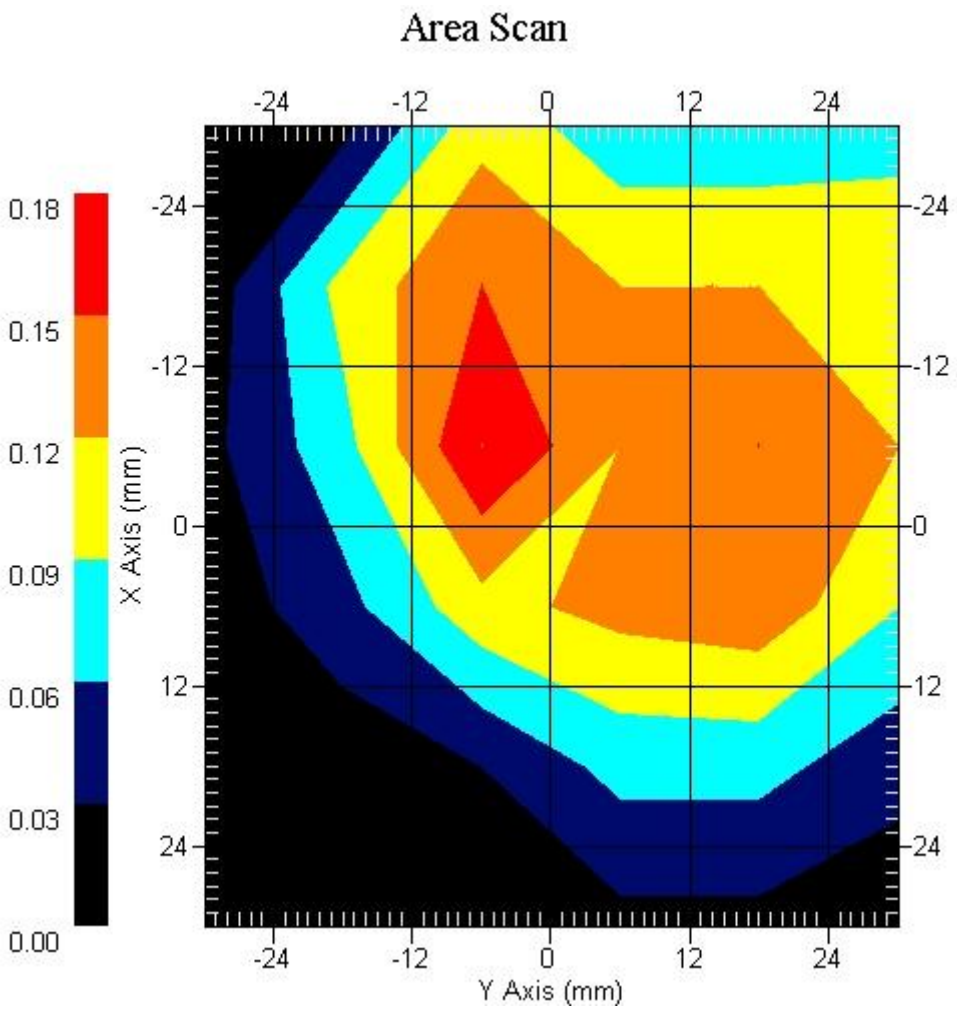
Area Scan
0.18
0.15
0.12
0.09
0.06
0.03
0.00
X Axis (mm)
Y Axis (mm)
-24
-12
0
12
24

ALSAS-10U VER 2.3.6 APREL Laboratories

SAR Test Report-PCS 1900 GPRS (Distance 0.5cm)

Report Date : 30-Jul-2008
Measurement Date : 30-Jul-2008

Product Data
Device Name : navibe
Type : Other
Model : GT701
Frequency : 1900.00 MHz
Max. Transmit Pwr : 1 W
Drift Time : 0 min(s)
Length : 63.1 mm
Width : 43.6 mm
Depth : 21.4 mm
Antenna Type : Internal

Phantom Data
Type : Uni-Phantom
Size (mm) : 280 x 280 x 200
Location : Center

Tissue Data
Type : BODY
Serial No. : 324-B
Frequency : 1900.00 MHz
Last Calib. Date : 30-Jul-2007
Temperature : 20.20 °C
Ambient Temp. : 20.80 °C
Humidity : 52.00 RH%
Epsilon : 53.76 F/m
Sigma : 1.53 S/m
Density : 1000.00 kg/cu. m

Probe Data
Name : Probe 265
Model : E020
Type : E-Field Triangle
Serial No. : 265
Last Calib. Date : 09-May-2008
Frequency : 1900.00 MHz
Duty Cycle Factor: 4
Conversion Factor: 5.1
Probe Sensitivity: 1.20 1.20 1.20 $\mu V/(V/m)^2$
Compression Point: 95.00 mV
Offset : 1.56 mm

Measurement Data
Crest Factor : 4
Tissue Temp. : 20.20 °C
Ambient Temp. : 20.80 °C
Area Scan : 6x6x1 : Measurement x=12mm, y=12mm, z=4mm
Zoom Scan : 5x5x4 : Measurement x=8mm, y=8mm, z=4mm
Power Drift-Start : 0.111 W/kg
Power Drift-Finish: 0.107 W/kg
Power Drift (%) : -4.284

DUT Position : Touch EUT Back
Channel : 661

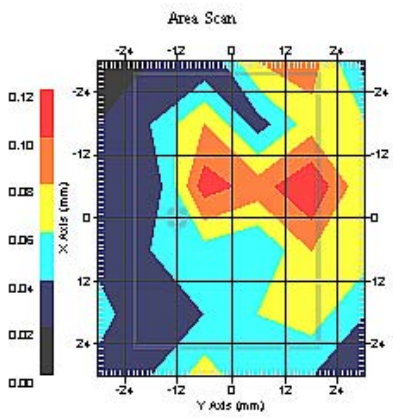

1 gram SAR value : 0.092 W/kg
10 gram SAR value : 0.043 W/kg
Area Scan Peak SAR : 0.120 W/kg
Zoom Scan Peak SAR : 0.178 W/kg

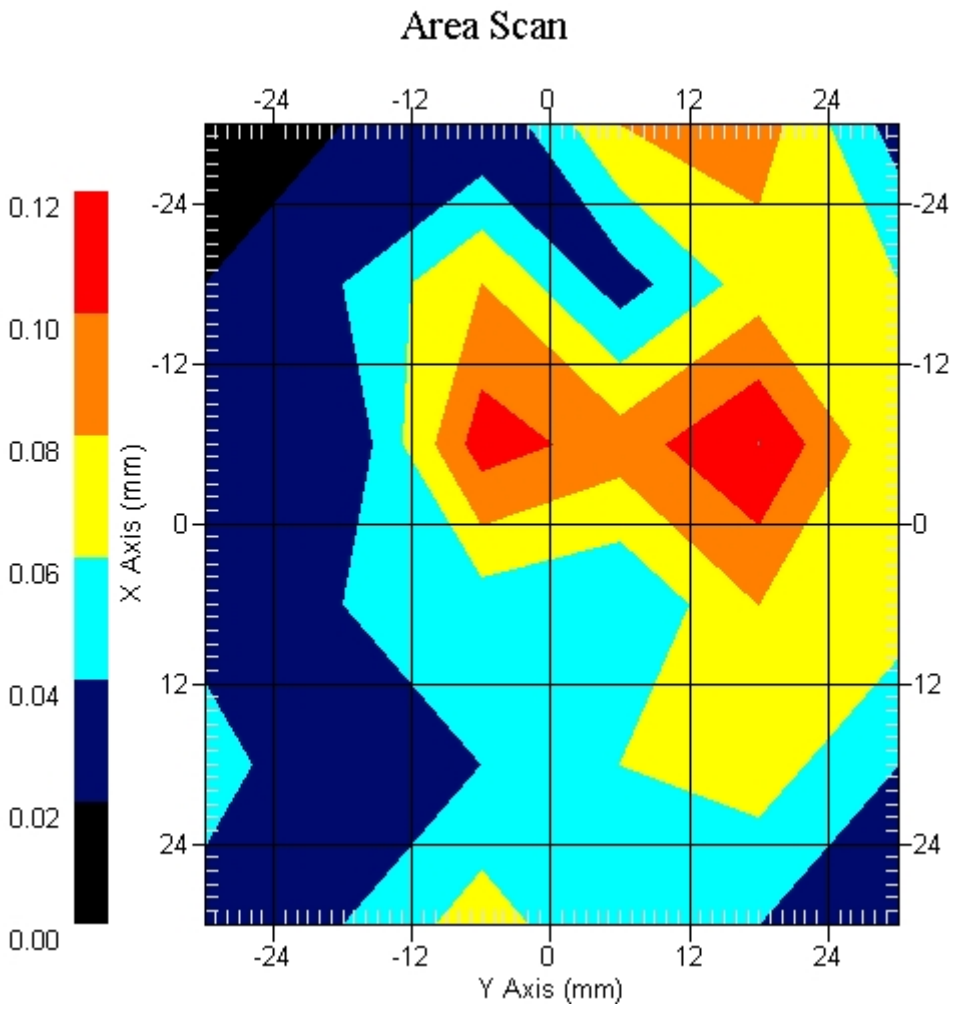
Area Scan
0.12
0.10
0.08
0.06
0.04
0.02
0.00
X Axis (mm)
Y Axis (mm)
-24
-12
0
12
24

SAR measurement Data

ALSAS-10U VER 2.3.6 APREL Laboratories

SAR Test Report-PCS 1900 GPRS (Distance 0cm)

Report Date : 26-Sep-2008
Measurement Date : 26-Sep-2008

Product Data
Device Name : navibe
Type : Other
Model : GT701
Frequency : 1900.00 MHz
Max. Transmit Pwr : 1 W
Drift Time : 0 min(s)
Length : 63.1 mm
Width : 43.6 mm
Depth : 21.4 mm
Antenna Type : Internal

Phantom Data
Type : Uni-Phantom
Size (mm) : 280 x 280 x 200
Location : Center

Tissue Data
Type : BODY
Serial No. : 324-B
Frequency : 1900.00 MHz
Last Calib. Date : 26-Sep-2007
Temperature : 20.00 °C
Ambient Temp. : 20.70 °C
Humidity : 48.00 RH%
Epsilon : 54.21 F/m
Sigma : 1.55 S/m
Density : 1000.00 kg/cu. m

Probe Data
Name : Probe 265
Model : E020
Type : E-Field Triangle
Serial No. : 265
Last Calib. Date : 09-May-2008
Frequency : 1900.00 MHz
Duty Cycle Factor: 4
Conversion Factor: 5.1
Probe Sensitivity: 1.20 1.20 1.20 $\mu V/(V/m)^2$
Compression Point: 95.00 mV
Offset : 1.56 mm

Measurement Data
Crest Factor : 4
Tissue Temp. : 20.00 °C
Ambient Temp. : 20.70 °C
Area Scan : 6x6x1 : Measurement x=12mm, y=12mm, z=4mm
Zoom Scan : 5x5x4 : Measurement x=8mm, y=8mm, z=4mm
Power Drift-Start : 0.204 W/kg
Power Drift-Finish: 0.201 W/kg
Power Drift (%) : -1.470

DUT Position : Touch EUT Front
Channel : 512

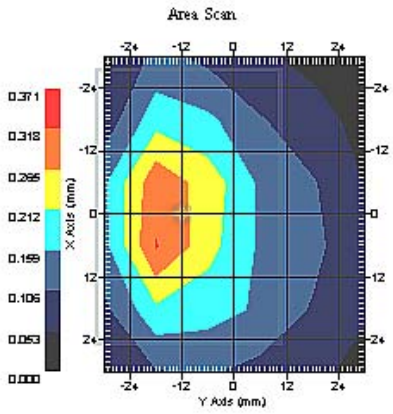

1 gram SAR value : 0.286 W/kg
10 gram SAR value : 0.074 W/kg
Area Scan Peak SAR : 0.320 W/kg
Zoom Scan Peak SAR : 0.511 W/kg

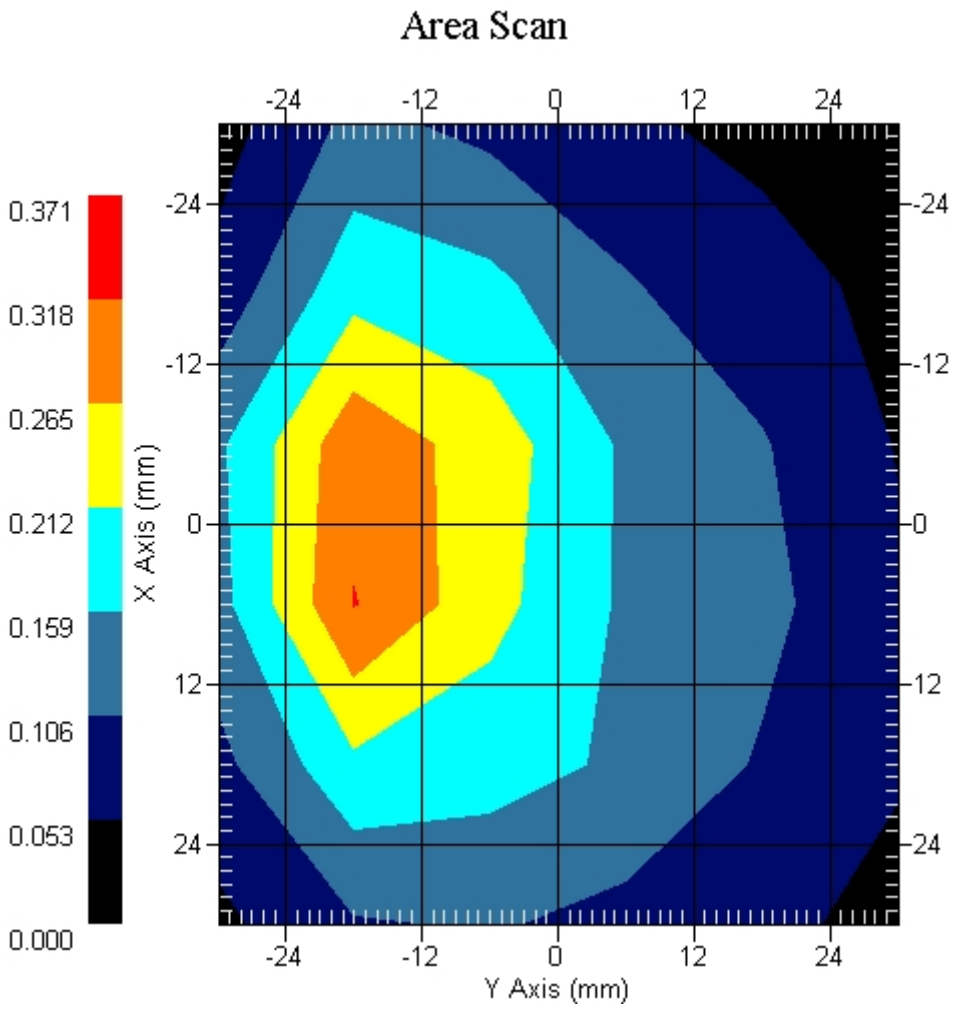
Area Scan
0.371
0.318
0.265
0.212
0.159
0.106
0.053
0.000
X Axis (mm)
Y Axis (mm)
-24
-12
0
12
24

Measurement Data
Crest Factor : 4
Tissue Temp. : 20.00 °C
Ambient Temp. : 20.70 °C
Area Scan : 6x6x1 : Measurement x=12mm, y=12mm, z=4mm
Zoom Scan : 5x5x4 : Measurement x=8mm, y=8mm, z=4mm
Power Drift-Start : 0.221 W/kg
Power Drift-Finish: 0.216 W/kg
Power Drift (%) : -2.560

DUT Position : Touch EUT Front
Channel : 661

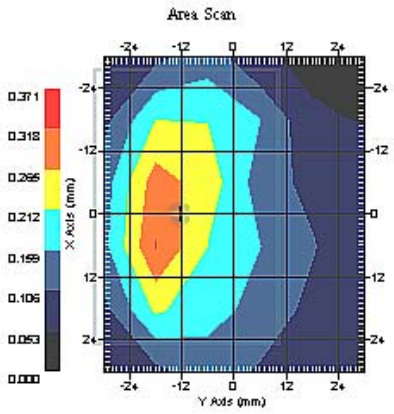

1 gram SAR value : 0.301 W/kg
10 gram SAR value : 0.079 W/kg
Area Scan Peak SAR : 0.320 W/kg
Zoom Scan Peak SAR : 0.510 W/kg

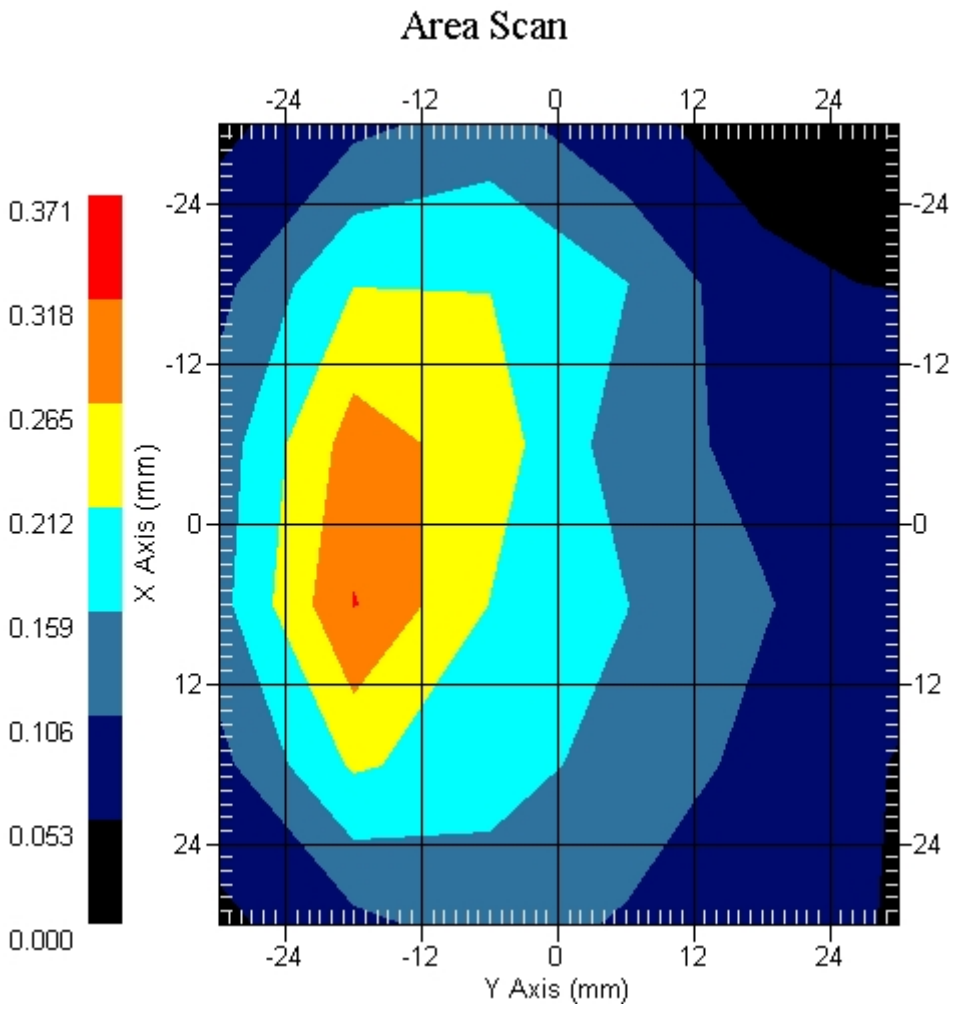
Area Scan
0.371
0.318
0.265
0.212
0.159
0.106
0.053
0.000
X Axis (mm)
Y Axis (mm)
-24
-12
0
12
24

Measurement Data
Crest Factor : 4
Tissue Temp. : 20.00 °C
Ambient Temp. : 20.70 °C
Area Scan : 6x6x1 : Measurement x=12mm, y=12mm, z=4mm
Zoom Scan : 5x5x4 : Measurement x=8mm, y=8mm, z=4mm
Power Drift-Start : 0.197 W/kg
Power Drift-Finish: 0.191 W/kg
Power Drift (%) : -2.993

DUT Position : Touch EUT Front
Channel : 810

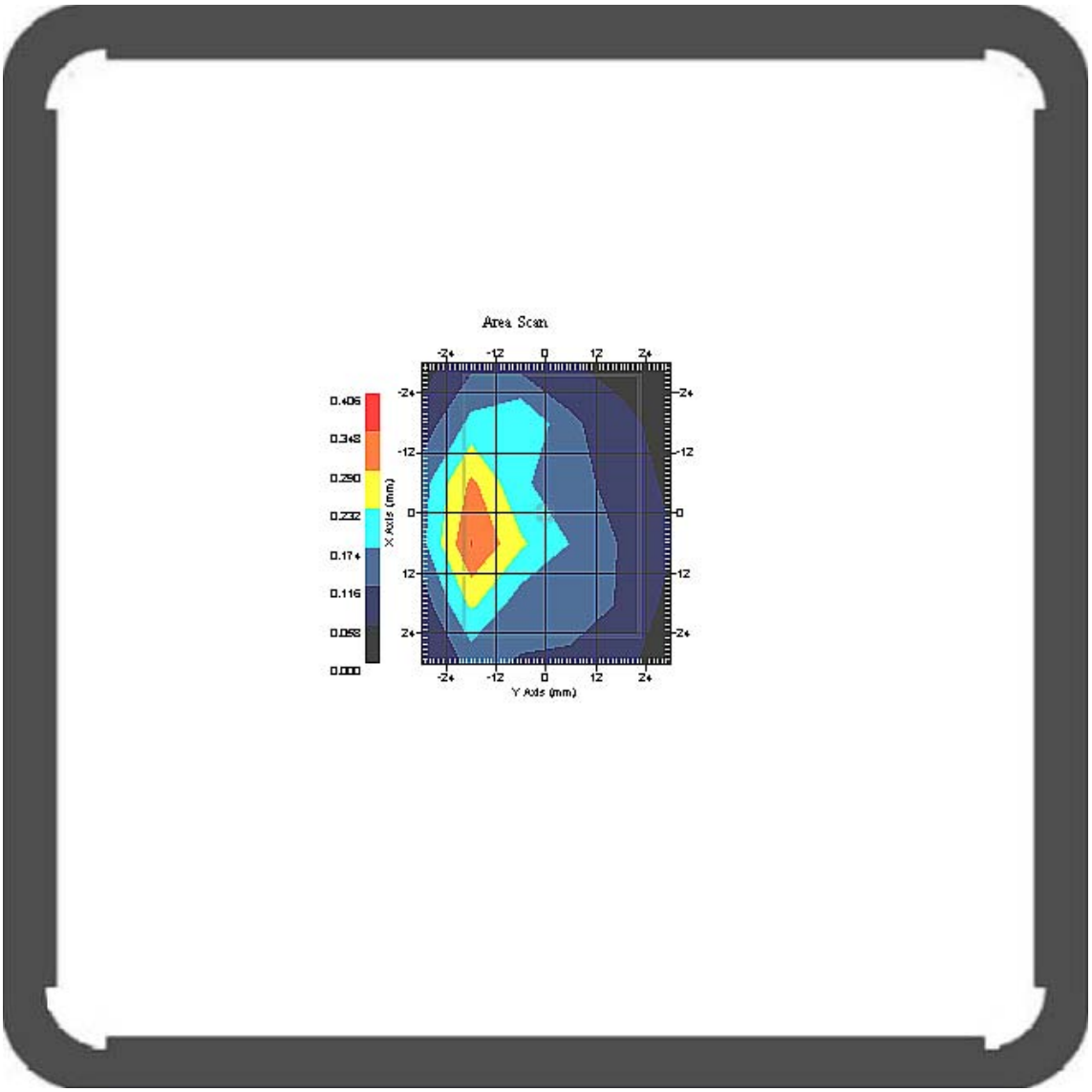

1 gram SAR value : 0.312 W/kg
10 gram SAR value : 0.079 W/kg
Area Scan Peak SAR : 0.350 W/kg
Zoom Scan Peak SAR : 0.535 W/kg

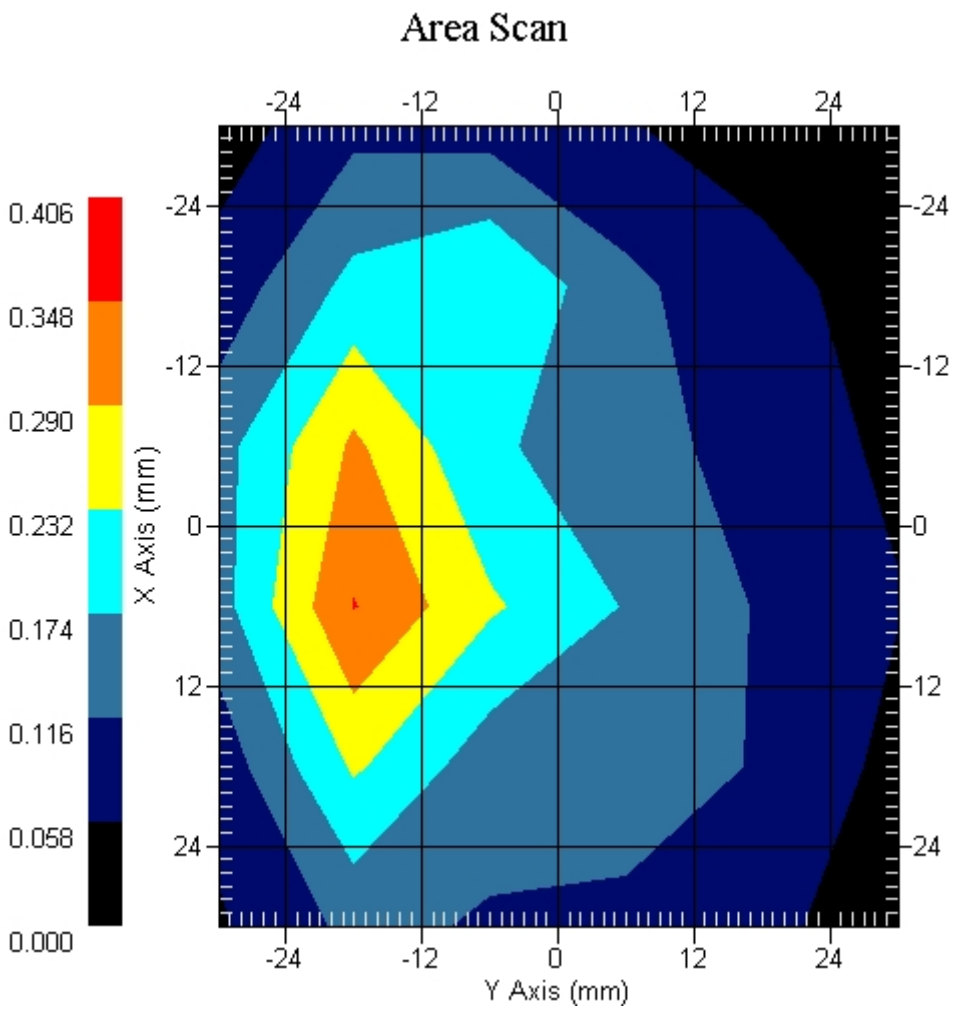
Area Scan
0.406
0.348
0.290
0.232
0.174
0.116
0.058
0.000
X Axis (mm)
Y Axis (mm)
-24
-12
0
12
24

ALSAS-10U VER 2.3.6 APREL Laboratories

SAR Test Report-PCS 1900 GPRS (Distance 0cm)

Report Date : 26-Sep-2008
Measurement Date : 26-Sep-2008

Product Data
Device Name : navibe
Type : Other
Model : GT701
Frequency : 1900.00 MHz
Max. Transmit Pwr : 1 W
Drift Time : 0 min(s)
Length : 63.1 mm
Width : 43.6 mm
Depth : 21.4 mm
Antenna Type : Internal

Phantom Data
Type : Uni-Phantom
Size (mm) : 280 x 280 x 200
Location : Center

Tissue Data
Type : BODY
Serial No. : 324-B
Frequency : 1900.00 MHz
Last Calib. Date : 26-Sep-2007
Temperature : 20.00 °C
Ambient Temp. : 20.70 °C
Humidity : 48.00 RH%
Epsilon : 54.21 F/m
Sigma : 1.55 S/m
Density : 1000.00 kg/cu. m

Probe Data
Name : Probe 265
Model : E020
Type : E-Field Triangle
Serial No. : 265
Last Calib. Date : 09-May-2008
Frequency : 1900.00 MHz
Duty Cycle Factor: 4
Conversion Factor: 5.1
Probe Sensitivity: 1.20 1.20 1.20 $\mu V/(V/m)^2$
Compression Point: 95.00 mV
Offset : 1.56 mm

Measurement Data
Crest Factor : 4
Tissue Temp. : 20.00 °C
Ambient Temp. : 20.70 °C
Area Scan : 6x6x1 : Measurement x=12mm, y=12mm, z=4mm
Zoom Scan : 5x5x4 : Measurement x=8mm, y=8mm, z=4mm
Power Drift-Start : 0.140 W/kg
Power Drift-Finish: 0.137 W/kg
Power Drift (%) : -2.556

DUT Position : Touch EUT Back
Channel : 810

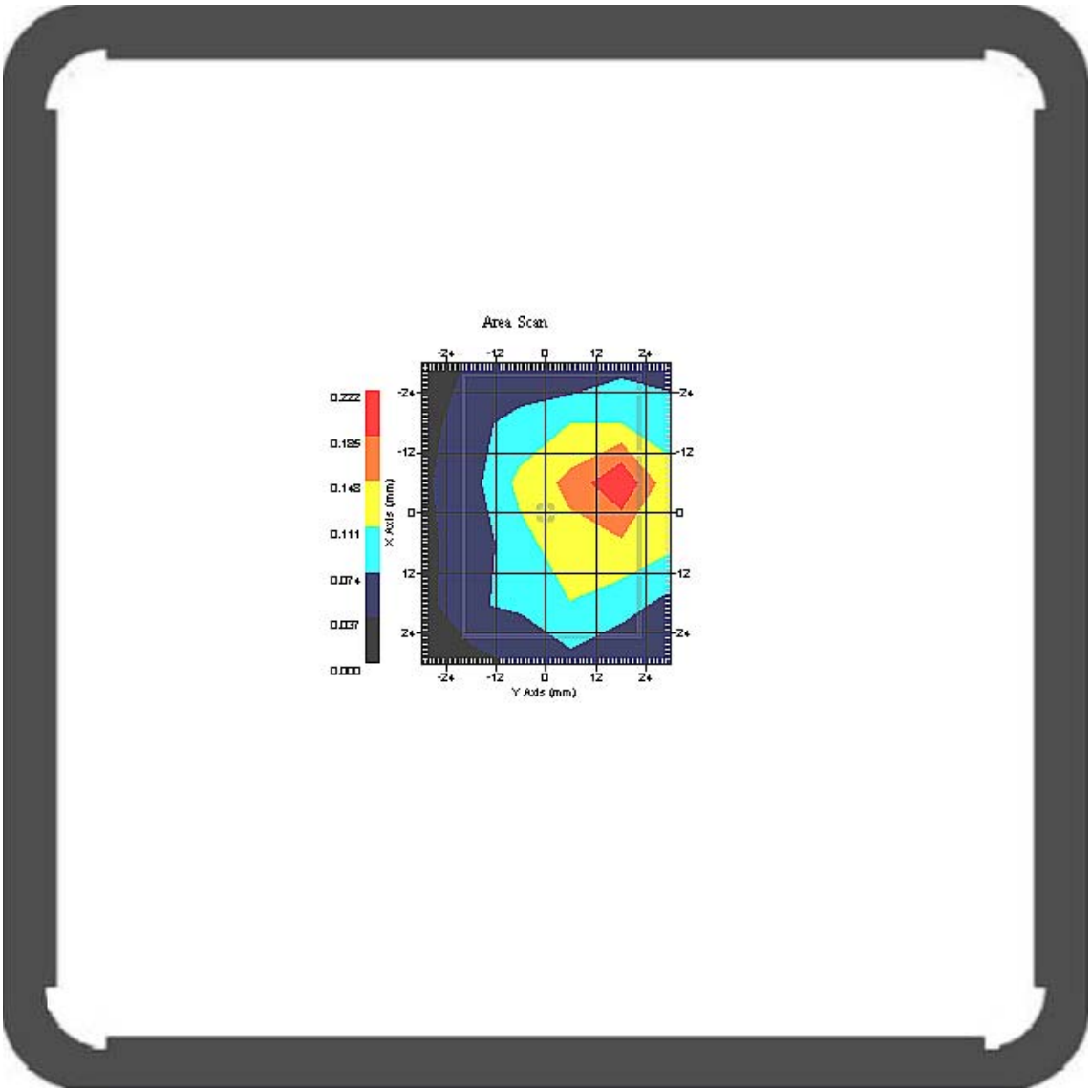

1 gram SAR value : 0.195 W/kg
10 gram SAR value : 0.079 W/kg
Area Scan Peak SAR : 0.220 W/kg
Zoom Scan Peak SAR : 0.321 W/kg

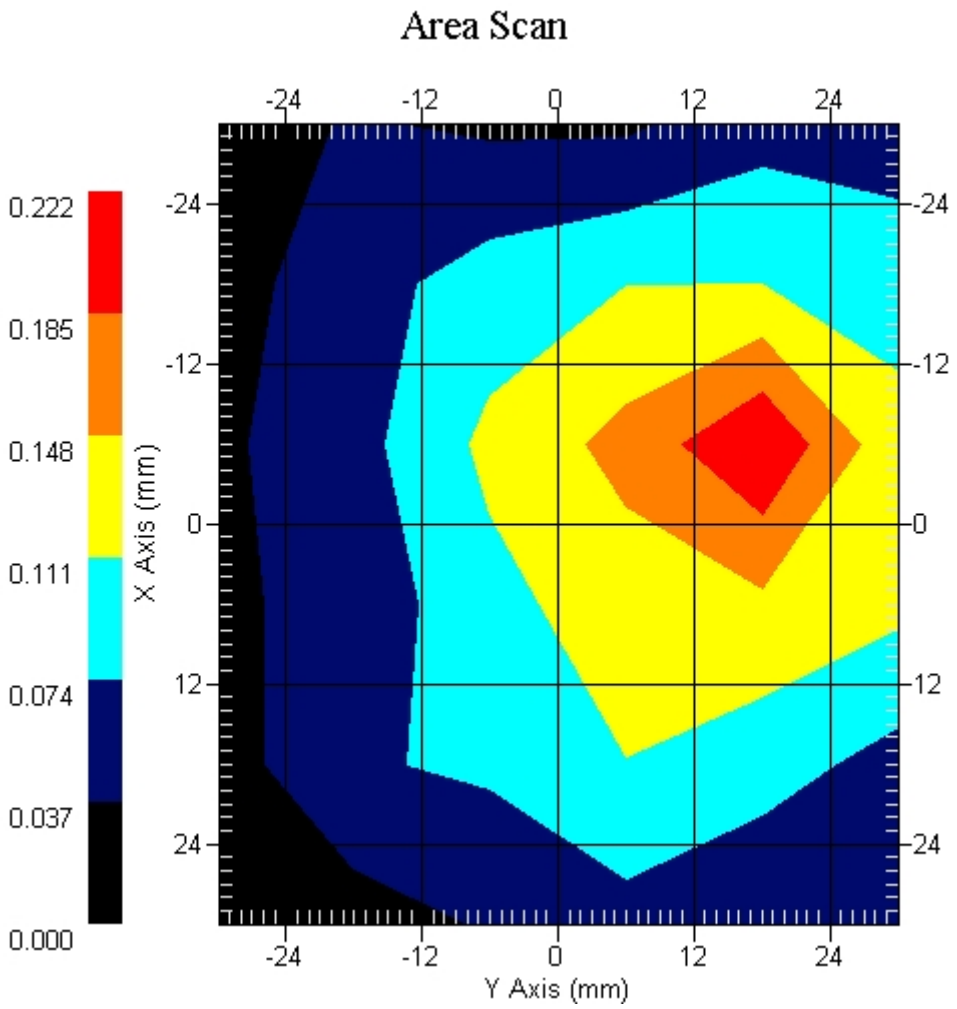
Area Scan
0.222
0.185
0.148
0.111
0.074
0.037
0.000
X Axis (mm)
Y Axis (mm)
-24
-12
0
12
24

SAR measurement Data

ALSAS-10U VER 2.3.6 APREL Laboratories

SAR Test Report-PCS 1900 (Distance 0cm)

Report Date : 14-Oct-2008
Measurement Date : 14-Oct-2008

Product Data
Device Name : navibe
Type : Other
Model : GT701
Frequency : 1900.00 MHz
Max. Transmit Pwr : 1 W
Drift Time : 0 min(s)
Length : 74.5 mm
Width : 42.3 mm
Depth : 27.6 mm
Antenna Type : Internal

Phantom Data
Type : Uni-Phantom
Size (mm) : 280 x 280 x 200
Location : Center

Tissue Data
Type : BODY
Serial No. : 324-B
Frequency : 1900.00 MHz
Last Calib. Date : 14-Oct-2008
Temperature : 20.10 °C
Ambient Temp. : 20.60 °C
Humidity : 49.00 RH%
Epsilon : 54.19 F/m
Sigma : 1.54 S/m
Density : 1000.00 kg/cu. m

Probe Data
Name : Probe 265
Model : E020
Type : E-Field Triangle
Serial No. : 265
Last Calib. Date : 09-May-2008
Frequency : 1900.00 MHz
Duty Cycle Factor: 8
Conversion Factor: 5.1
Probe Sensitivity: 1.20 1.20 1.20 $\mu V/(V/m)^2$
Compression Point: 95.00 mV
Offset : 1.56 mm

Measurement Data
Crest Factor : 8
Tissue Temp. : 20.10 °C
Ambient Temp. : 20.60 °C
Area Scan : 6x5x1 : Measurement x=12mm, y=12mm, z=4mm
Zoom Scan : 5x5x4 : Measurement x=8mm, y=8mm, z=4mm
Power Drift-Start : 0.040 W/kg
Power Drift-Finish: 0.040 W/kg
Power Drift (%) : -0.357

DUT Position : Touch EUT Front
Channel : 512

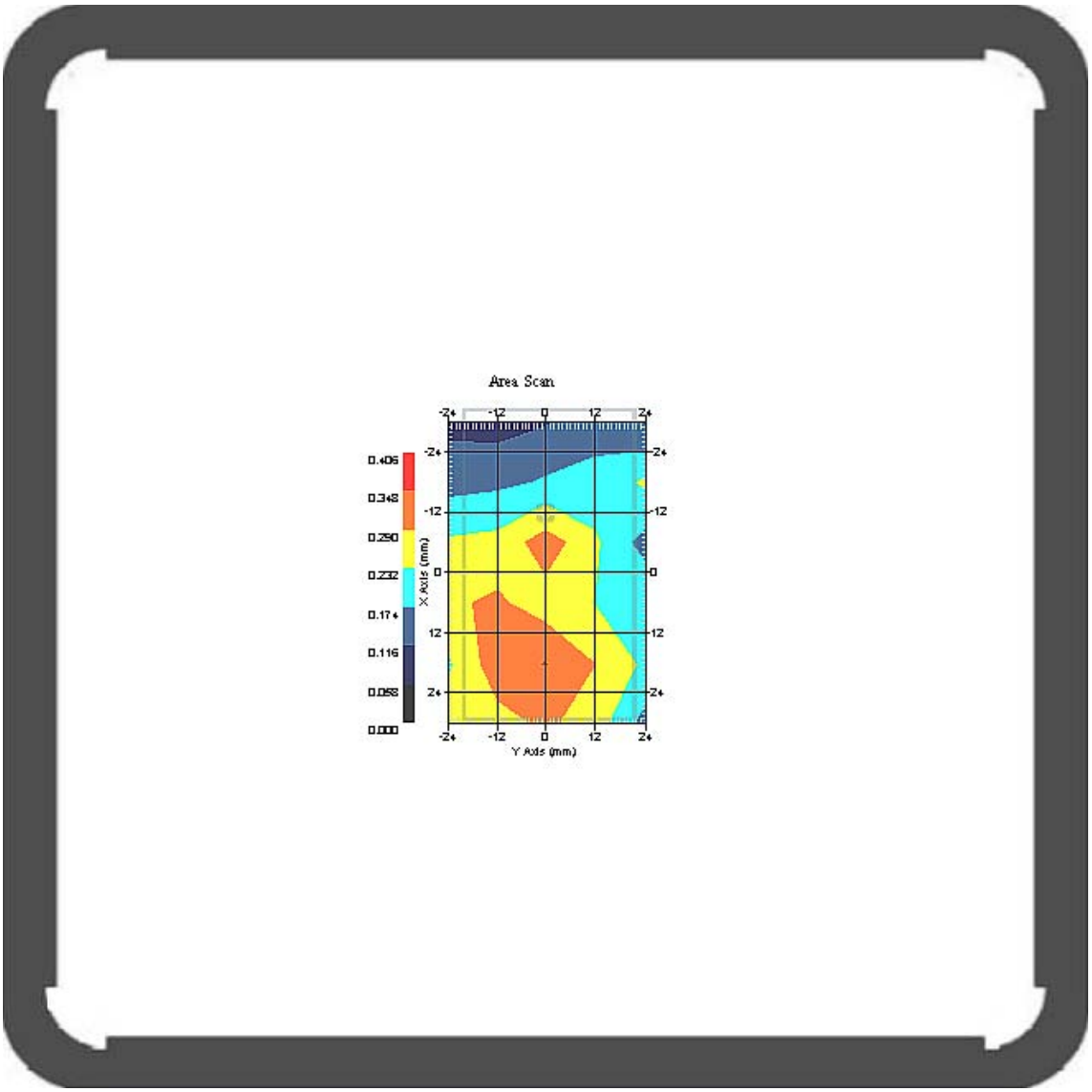

1 gram SAR value : 0.298 W/kg
10 gram SAR value : 0.185 W/kg
Area Scan Peak SAR : 0.350 W/kg
Zoom Scan Peak SAR : 0.533 W/kg

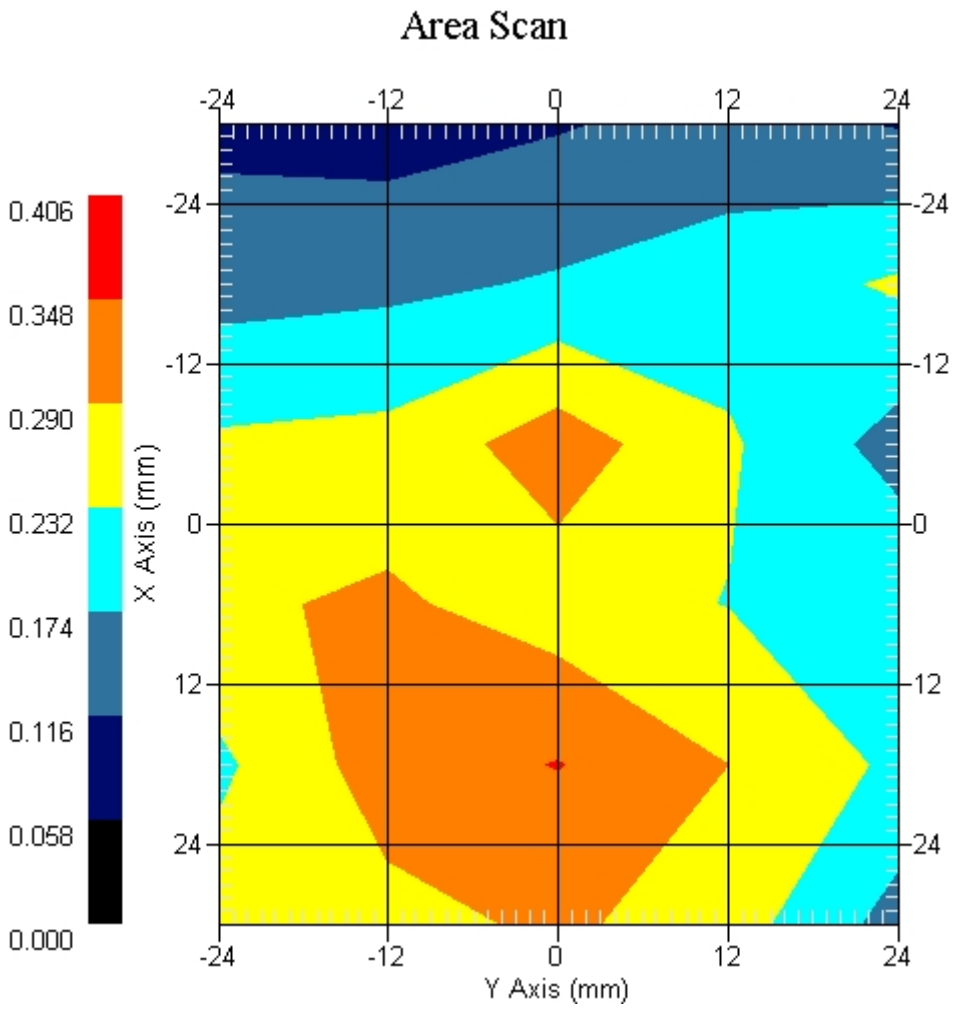
Area Scan
0.406
0.348
0.290
0.232
0.174
0.116
0.058
0.000
X Axis (mm)
Y Axis (mm)
-24
-12
0
12
24

Measurement Data
Crest Factor : 8
Tissue Temp. : 20.10 °C
Ambient Temp. : 20.60 °C
Area Scan : 6x5x1 : Measurement x=12mm, y=12mm, z=4mm
Zoom Scan : 5x5x4 : Measurement x=8mm, y=8mm, z=4mm
Power Drift-Start : 0.035 W/kg
Power Drift-Finish: 0.035 W/kg
Power Drift (%) : -0.305

DUT Position : Touch EUT Front
Channel : 661

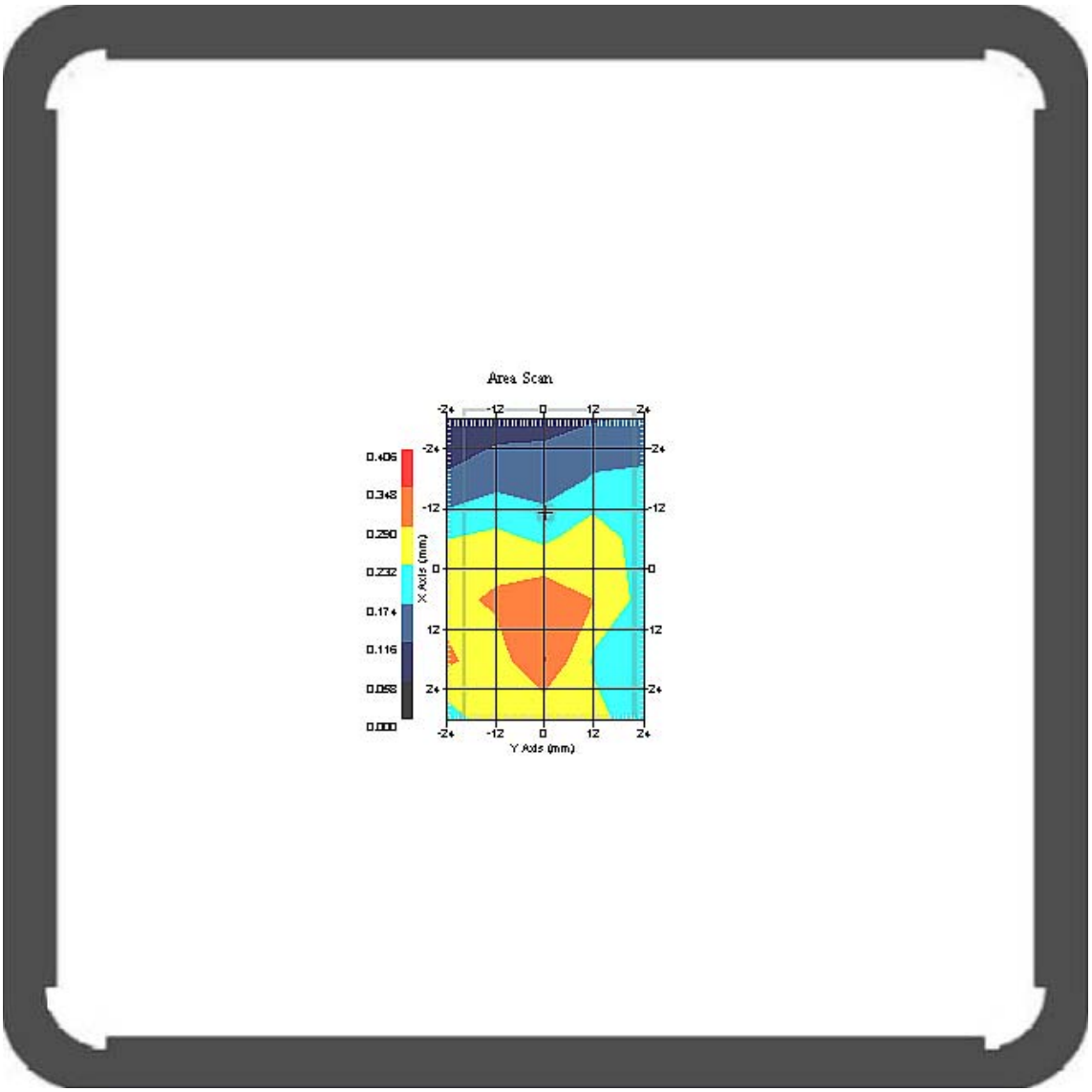

1 gram SAR value : 0.291 W/kg
10 gram SAR value : 0.185 W/kg
Area Scan Peak SAR : 0.342 W/kg
Zoom Scan Peak SAR : 0.503 W/kg

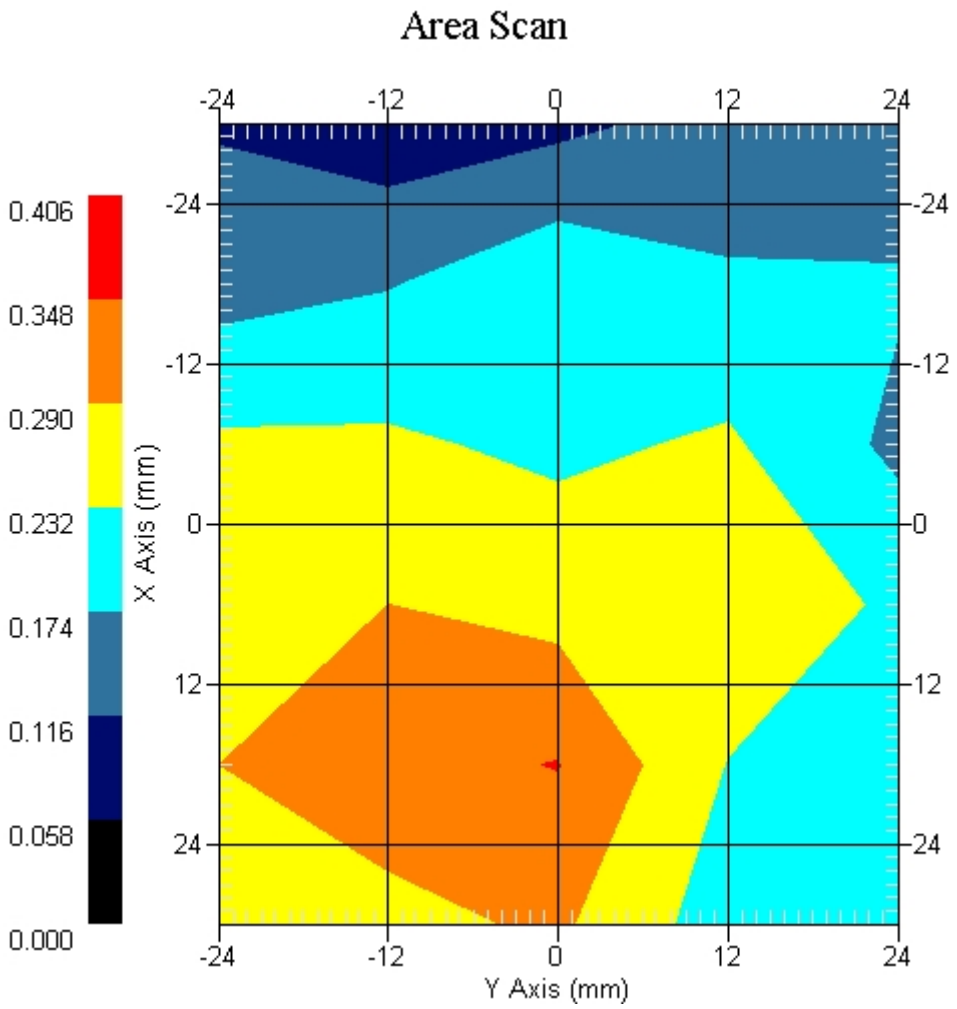
Area Scan
0.406
0.348
0.290
0.232
0.174
0.116
0.058
0.000
-24
-12
0
12
24
X Axis (mm)
Y Axis (mm)

Measurement Data
Crest Factor : 8
Tissue Temp. : 20.10 °C
Ambient Temp. : 20.60 °C
Area Scan : 6x5x1 : Measurement x=12mm, y=12mm, z=4mm
Zoom Scan : 5x5x4 : Measurement x=8mm, y=8mm, z=4mm
Power Drift-Start : 0.038 W/kg
Power Drift-Finish: 0.038 W/kg
Power Drift (%) : -0.943

DUT Position : Touch EUT Front
Channel : 810

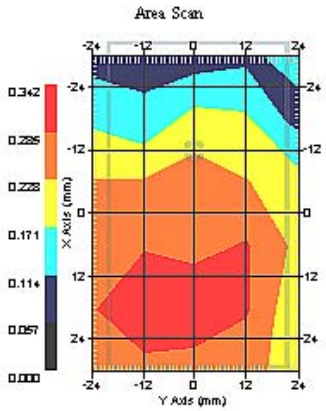

1 gram SAR value : 0.282 W/kg
10 gram SAR value : 0.168 W/kg
Area Scan Peak SAR : 0.336 W/kg
Zoom Scan Peak SAR : 0.497 W/kg

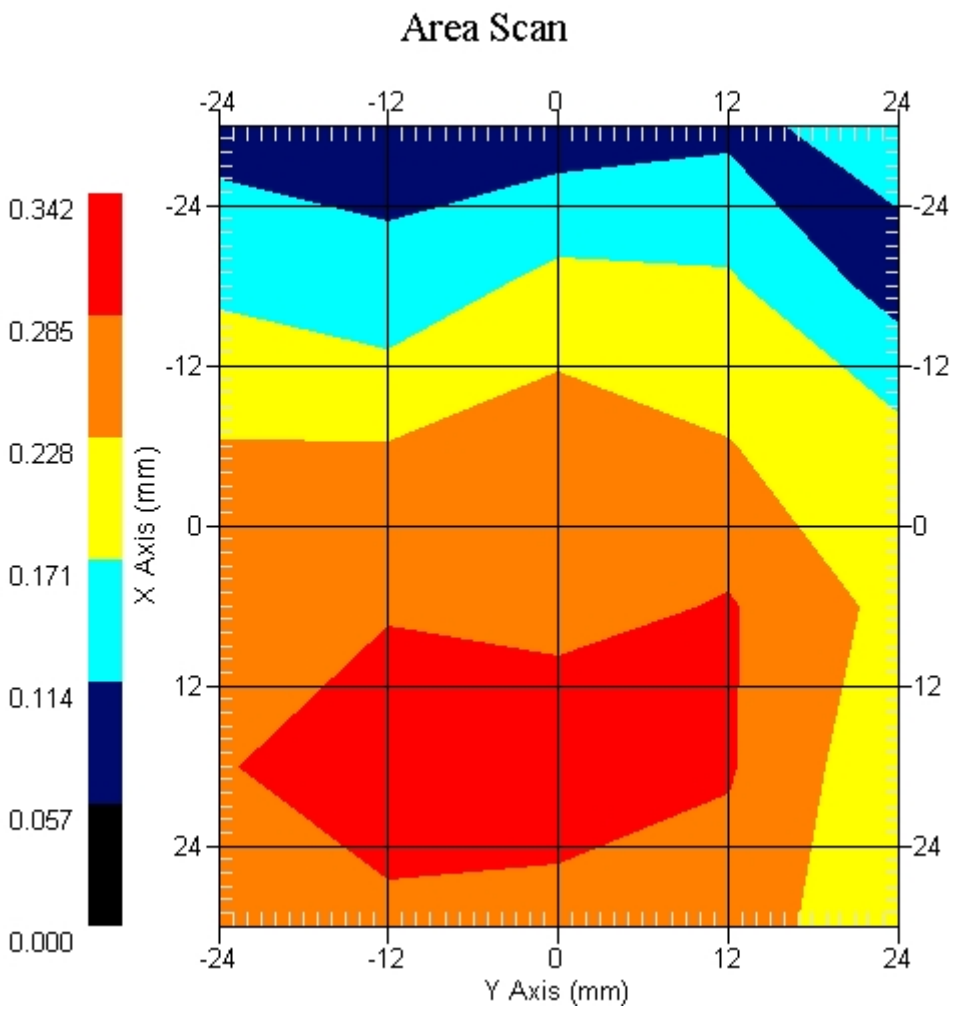
Area Scan
0.342
0.285
0.228
0.171
0.114
0.057
0.000
X Axis (mm)
Y Axis (mm)
-24
-12
0
12
24

ALSAS-10U VER 2.3.6 APREL Laboratories

SAR Test Report-PCS 1900 (Distance 0cm)

Report Date : 14-Oct-2008
Measurement Date : 14-Oct-2008

Product Data
Device Name : navibe
Type : Other
Model : GT701
Frequency : 1900.00 MHz
Max. Transmit Pwr : 1 W
Drift Time : 0 min(s)
Length : 74.5 mm
Width : 42.3 mm
Depth : 27.6 mm
Antenna Type : Internal

Phantom Data
Type : Uni-Phantom
Size (mm) : 280 x 280 x 200
Location : Center

Tissue Data
Type : BODY
Serial No. : 324-B
Frequency : 1900.00 MHz
Last Calib. Date : 14-Oct-2008
Temperature : 20.10 °C
Ambient Temp. : 20.60 °C
Humidity : 49.00 RH%
Epsilon : 54.19 F/m
Sigma : 1.54 S/m
Density : 1000.00 kg/cu. m

Probe Data
Name : Probe 265
Model : E020
Type : E-Field Triangle
Serial No. : 265
Last Calib. Date : 09-May-2008
Frequency : 1900.00 MHz
Duty Cycle Factor: 8
Conversion Factor: 5.1
Probe Sensitivity: 1.20 1.20 1.20 $\mu V/(V/m)^2$
Compression Point: 95.00 mV
Offset : 1.56 mm

Measurement Data
Crest Factor : 8
Tissue Temp. : 20.10 °C
Ambient Temp. : 20.60 °C
Area Scan : 6x5x1 : Measurement x=12mm, y=12mm, z=4mm
Zoom Scan : 5x5x4 : Measurement x=8mm, y=8mm, z=4mm
Power Drift-Start : 0.049 W/kg
Power Drift-Finish: 0.049 W/kg
Power Drift (%) : 0.031

DUT Position : Touch EUT Back
Channel : 661

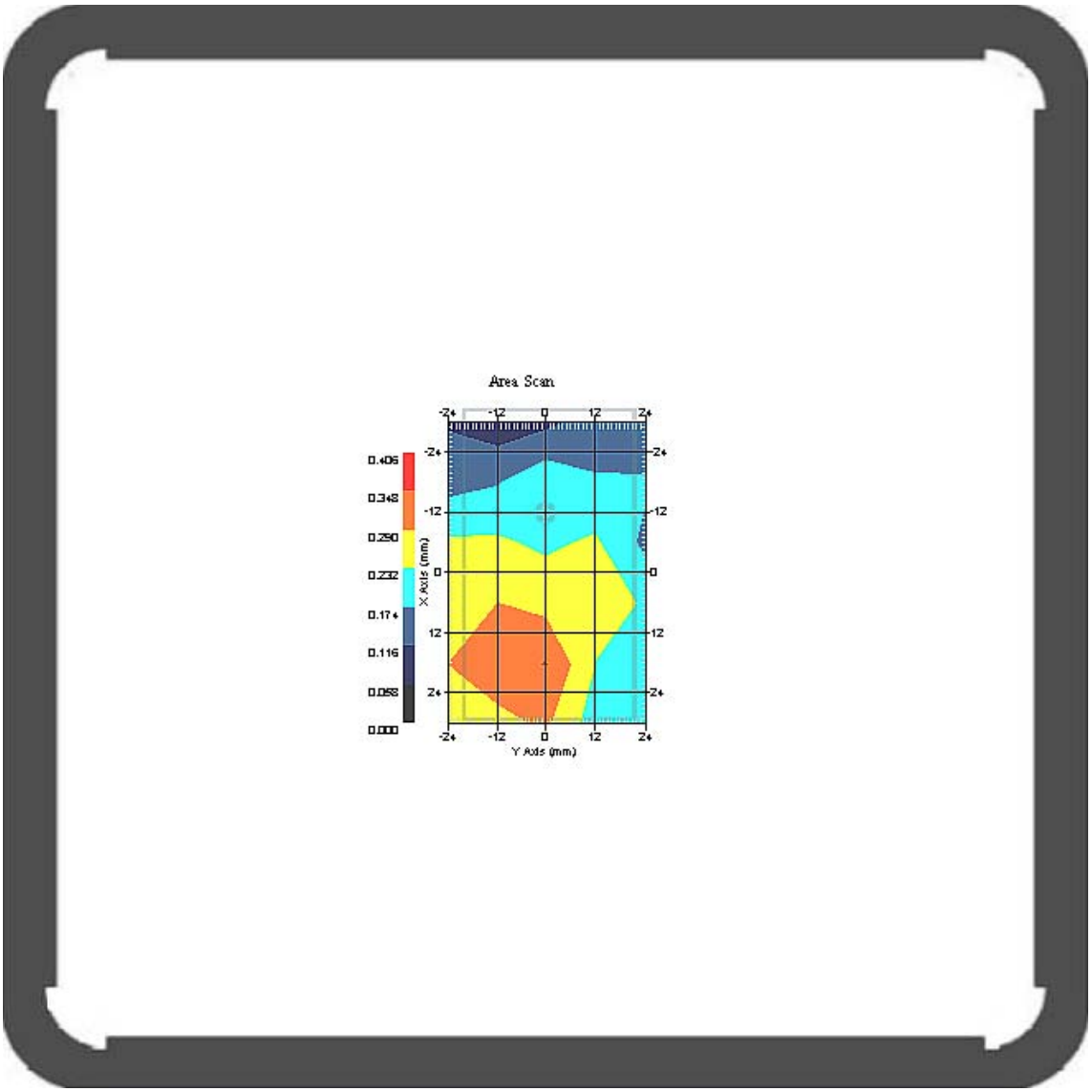

1 gram SAR value : 0.285 W/kg
10 gram SAR value : 0.173 W/kg
Area Scan Peak SAR : 0.342 W/kg
Zoom Scan Peak SAR : 0.506 W/kg

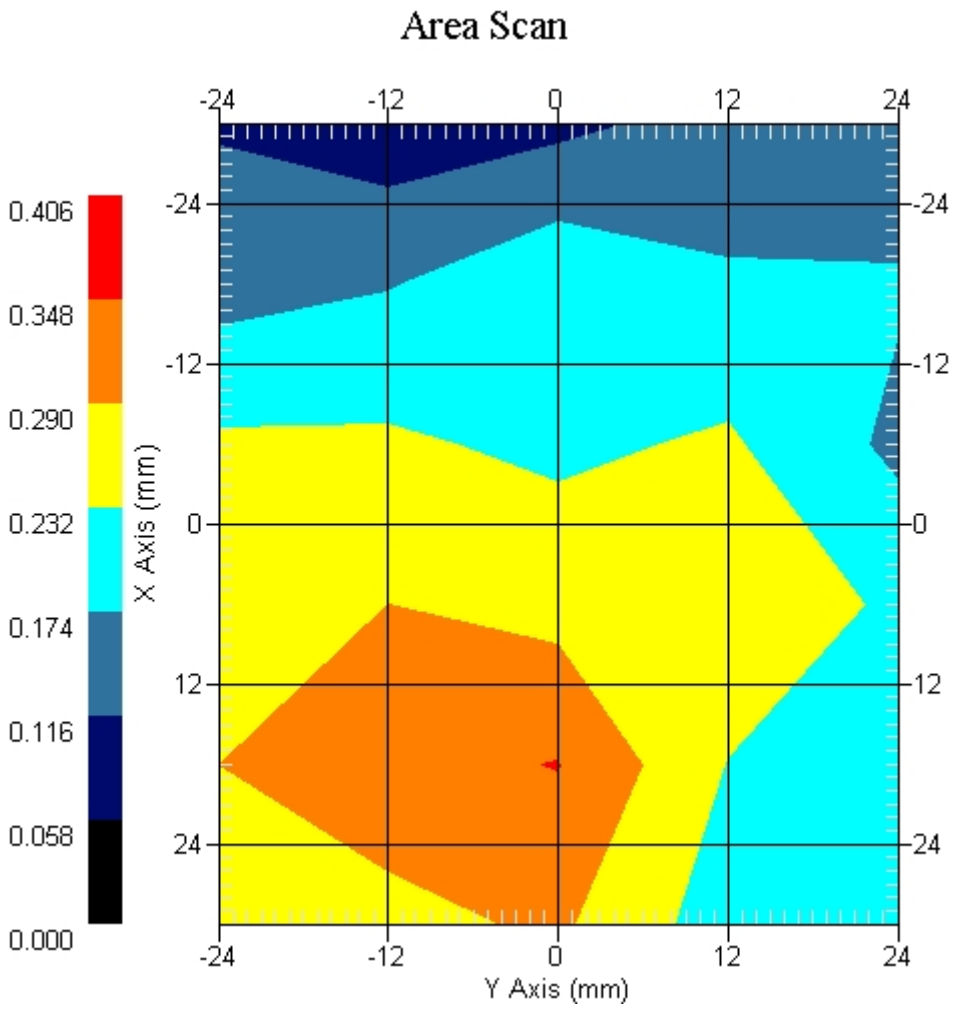
Area Scan
0.406
0.348
0.290
0.232
0.174
0.116
0.058
0.000
-24
-12
0
12
24
X Axis (mm)
Y Axis (mm)
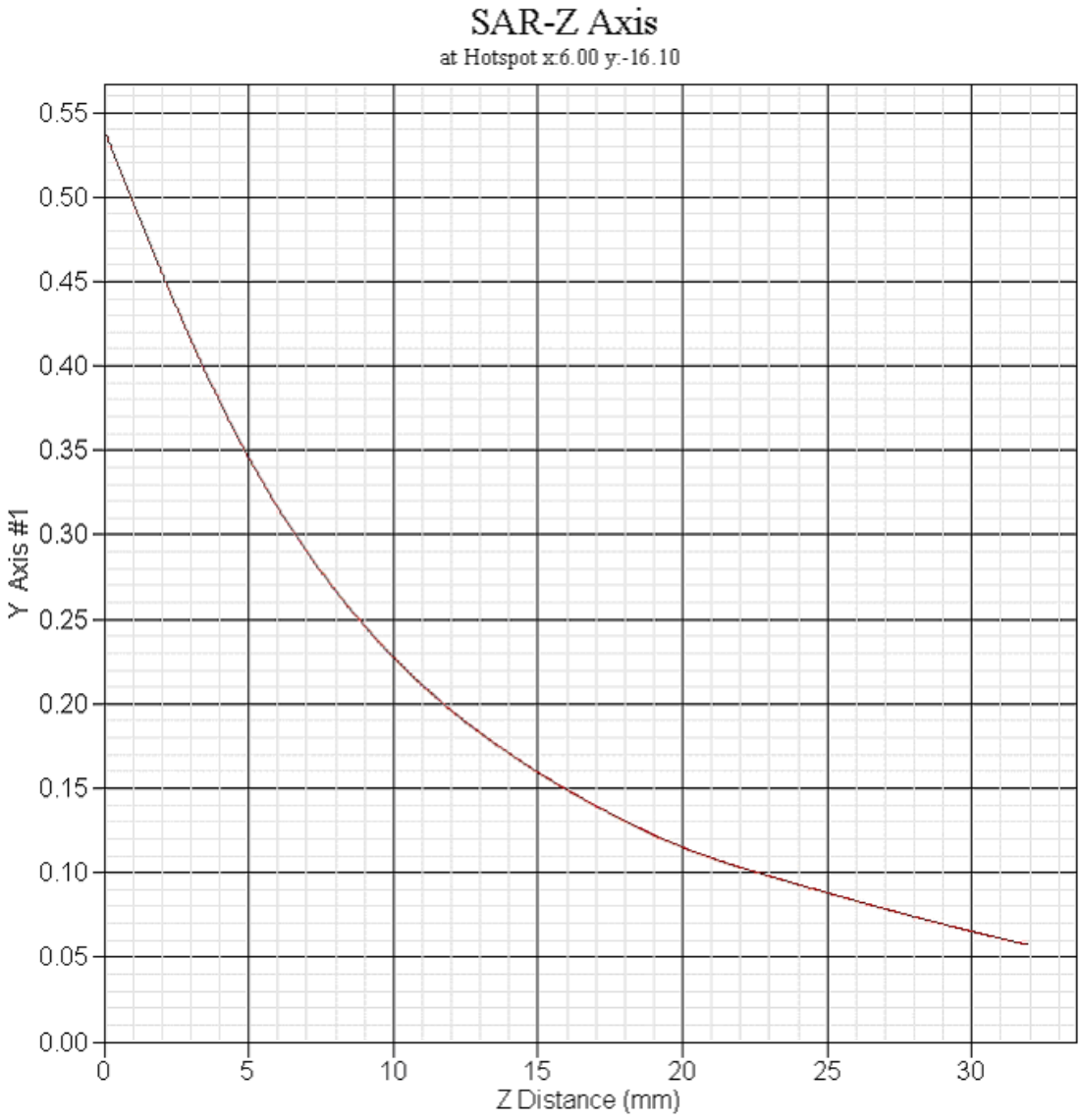
PCS 1900 GPRS (Distance 0cm) EUT Front Z-Axis plot
Channel: 810