


Appendix III-2

Setup Photographs

RADIATED EMISSIONS MEASUREMENT SETUP (30MHz ~ 1 GHz)



RADIATED EMISSIONS MEASUREMENT SETUP (Below 30MHz)



Test Position A- SETUP-1



Test Position B- SETUP-2



Test Position C- SETUP-3



Test Position D- SETUP-4




Test Position E(Open case)- SETUP-5



Test Position E(Close case)



E-FILED AND H-FILED STRENGTH MEASUREMENT SETUP-1




E-FILED AND H-FILED STRENGTH MEASUREMENT SETUP-2




E-FILED AND H-FILED STRENGTH MEASUREMENT SETUP-3



E-FILED AND H-FILED STRENGTH MEASUREMENT SETUP-4



E-FILED AND H-FILED STRENGTH MEASUREMENT SETUP-5



AC Power Line Conducted Emission

