



Appendix III-1

Setup Photographs



RADIATED EMISSIONS MEASUREMENT SETUP (30MHz ~ 1 GHz)



RADIATED EMISSIONS MEASUREMENT SETUP (Below 30MHz)





Test Position A- SETUP-1



Test Position B- SETUP-2



Test Position C- SETUP-3



Test Position D- SETUP-4



Test Position E-SETUP-5




Charging base and client






E-FILED AND H-FILED STRENGTH MEASUREMENT SETUP-1




E-FILED AND H-FILED STRENGTH MEASUREMENT SETUP-2






E-FILED AND H-FILED STRENGTH MEASUREMENT SETUP-3




E-FILED AND H-FILED STRENGTH MEASUREMENT SETUP-4





E-FILED AND H-FILED STRENGTH MEASUREMENT SETUP-5



AC Power Line Conducted Emission

