

Figure 7

The EUT-Inside View



Figure 8

The EUT-Inside View




Figure 9

The EUT-Inside View (With Shielding)



Figure 10

The EUT-Inside View (Without Shielding)






Figure 11

PCB of the EUT-Front View




Figure 12

PCB of the EUT-Back View




Figure 13

PCB of the EUT-Front View




Figure 14

PCB of the EUT-Back View






Figure 15

PCB of the EUT-Front View (BT Module, With Shielding)




Figure 16

PCB of the EUT-Front View (BT Module, Without Shielding)





Figure 17

PCB of the EUT-Back View (BT Module)



Figure 18

PCB of the EUT-Module View (RFID)




Figure 19

PCB of the EUT-Module View (RFID)




Figure 20

Antenna View (RFID)

