

JP-78901 800 FEET WALKIE TALKIE INSTRUCTION MANUAL

TO CHANGE THE BATTERY FOR WALKIE TALKIE:

1. TO REMOVE THE SCREW ON THE BATTERY DOOR WITH A SCREW DRIVER.
2. OPEN THE BATTERY DOOR AND INSERT 6 PCS AG-13/LR44 1.5V BATTERY INTO THE BATTERY COMPARTMENT ACCORDING TO CORRECT POLARITY. (SEE FIG. 3)
3. REPLACE THE BATTERY DOOR AND THE SCREW ON POSITION.

WALKIE TALKIE OPERATION

1. PUSH THE 'ON/OFF' SWITCH TO 'ON' POSITION.
2. MOVE THE MIC CLOSE TO YOUR MOUTH. AND PRESS THE 'PUSH TO TALK' BUTTON TO TRANSMIT YOUR VOICE.
3. RELEASE THE 'PUSH TO TALK' BUTTON FOR RECEIVING VOICE THROUGH THE SPEAKER.
4. BEST TRANSMISSION AND RECEPTION ARE OBTAINED WHEN THE ANTENNA IS HELD IN A VERTICAL POSITION.
5. PUSH 'ON/OFF' SWITCH TO 'OFF' POSITION AFTER USED.

TO REPLACE THE PATTERN CARD:

PUT YOUR FINGER ON THE LENS, AND REMOVE THE LENS SLIGHTLY, PUT ANOTHER PATTERN CARD INTO THE FRONT CASE. (SEE FIG. 2)

"Modifications not authorized by the manufacture may void users authority to operate this device"

Note:

This equipment has been tested and found to comply with limits for a Class B digital device, pursuant to Part 15 of the FCC Rules. These limits are designed to provide reasonable protection against harmful interference in a residential installation. This equipment generates, uses and can radiate radio frequency energy and, if not installed and used in accordance with the instruction, may cause harmful interference to radio communications. However, there is no guarantee that interference will not occur in a particular installation. If this equipment does cause harmful interference to radio or television reception, which can be determined by turning the equipment off and on, the user is encouraged to try to correct the interference by one or more of the following measures:

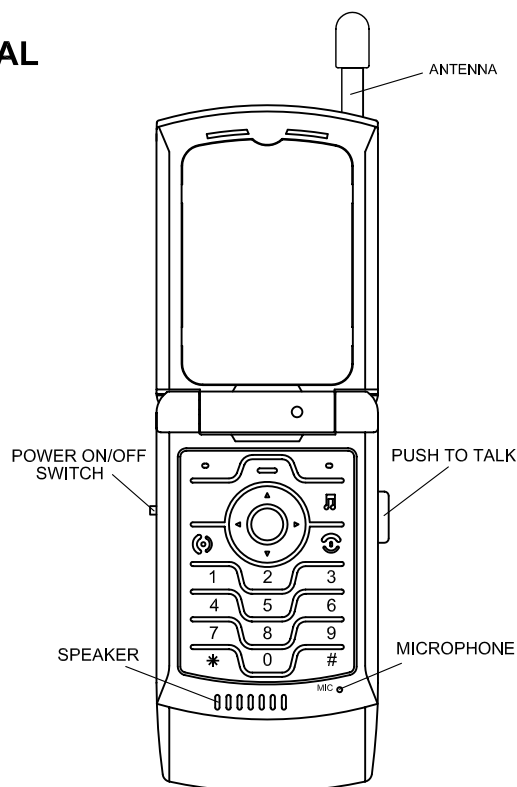
- Reorient or relocate the receiving antenna.
- Increase the separation between the equipment and receiver.
- Connect the equipment into an outlet on a circuit different from that to which the receiver is connected.
- Consult the dealer or an experienced radio/TV technician for help.

This device complies with part 15 of FCC Rules. Operation is subject to the following two conditions:

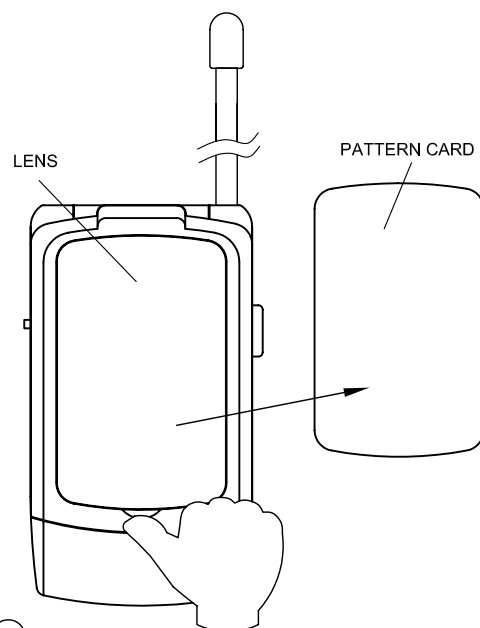
- (1) this device may not cause harmful interference, and
- (2) this device must accept any interference received, including interference that may cause undesired operation.

WARNING:

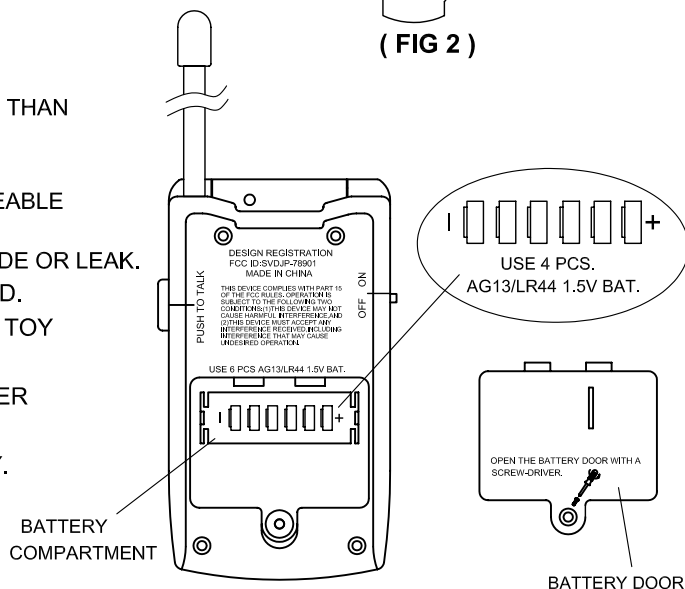
1. SUGGEST TO CHANGE THE BATTERY BY ADULT.
 2. SMALL PARTS NOT FOR CHILDREN UNDER 3 YEARS AGE.
 3. DO NOT TOUCH OR MODIFY THE INTERNAL COMPONENTS OTHER THAN REPLACE THE BATTERY.
 4. DO NOT MIX OLD AND NEW BATTERIES.
 5. DO NOT MIX ALKALINE, STANDARD (CARBON ZINC), OR RECHARGEABLE (NICKLE-CADMIUM) BATTERIES.
 6. DO NOT DISPOSE OF BATTERIES IN FIRE, BATTERIES MAY EXPLODE OR LEAK.
- NON-RECHARGEABLE BATTERIES ARE NOT TO BE RECHARGED.
 - RECHARGEABLE BATTERIES ARE TO BE REMOVED FROM THE TOY BEFORE BEING CHARGED.
 - RECHARGEABLE BATTERIES ARE ONLY TO BE CHARGED UNDER ADULT SUPERVISION.
 - EXHAUSTED BATTERIES ARE TO BE REMOVED FROM THE TOY.
 - THE SUPPLY TERMINALS ARE NOT TO BE SHORT-CIRCUITED.
 - ONLY BATTERIES OF THE SAME OR EQUIVALENT TYPE AS RECOMMENDED ARE TO BE USED.
 - PLEASE KEEP THIS INSTRUCTION MANUAL FOR FUTURE USE.



(FIG 1)



(FIG 2)



(FIG 3)