

## JP-76908 FASHION WALKIE TALKIE WITH FLASHLIGHT INSTRUCTION MANUAL

### TO REPLACE THE BATTERY FOR WALKIE-TALKIE:

1. REMOVE THE SCREW ON THE BATTERY DOOR WITH A SCREW DRIVER.
2. OPEN THE BATTERY DOOR AND INSERT ONE 6F22 9V BATTERY WITH CORRECT POLARITY INTO THE BATTERY COMPARTMENT.
3. REPLACE THE BATTERY DOOR AND THE SCREW ON POSITION.

### WALKIE-TALKIE OPERATION

1. PUSH THE "LIGHT/WALKIE TALKIE/POWER ON/OFF" SWITCH TO "ON WT" POSITION .
2. PLUG THE EARPHONE INTO THE EARPHONE JACK.(SEE FIG.1)
3. PRESS THE " PUSH TO TALK" BUTTON TO TRANSMIT WHEN YOU SPEAK TO THE MICROPHONE.
4. RELEASE "PUSH TO TALK"BUTTON RECEIVING VOICE THRU THE EARPHONE .
5. PUSH "LIGHT/WALKIE TALKIE/POWER ON /OFF" SWITCH TO "OFF" POSITION AFTER USED.

### FLASHLIGHT OPERATION

1. PUSH THE "LIGHT/WALKIE TALKIE/POWER ON/OFF" SWITCH TO " ON LIGHT" POSITION .
2. THE LED ON THE TOP LIGHT ON.
3. PUSH "LIGHT/WALKIE TALKIE/POWER ON/OFF" SWITCH TO "OFF" POSITION AFTER USED.

**"Modifications not authorized by the manufacturer may void users authority to operate this device"**

### NOTE:

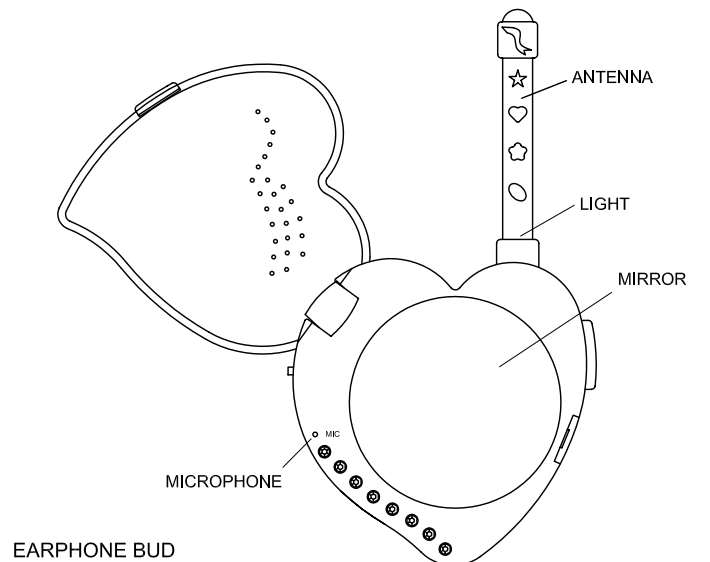
This equipment has been tested and found to comply with limits for a Class B digital device, pursuant to Part 15 of the FCC Rules. These limits are designed to provide reasonable protection against harmful interference in a residential installation. This equipment generates, uses and can radiate radio frequency energy and, if not installed and used in accordance with the instruction, may cause harmful interference to radio communications. However, there is no guarantee that interference will not occur in a particular installation. If this equipment does cause harmful interference to radio or television reception, which can be determined by turning the equipment off and on, the user is encouraged to try to correct this interference by one or more of the following measures:

- Reorient or relocate the receiving antenna.
- Increase the separation between the equipment and receiver.
- Connect the equipment into an outlet on a circuit different from that to which the receiver is connected.
- Consult the dealer or an experienced radio/TV technician for help.

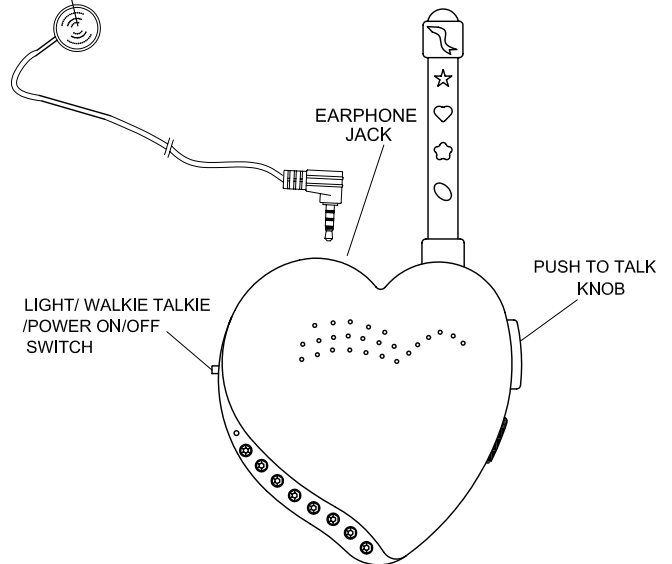
This device complies with part 15 of the FCC Rules. Operation is subject to the following two conditions: (1) this device may not cause harmful interference, and (2) this device must accept any interference received, including interference that may cause undesired operation.

### WARNING:

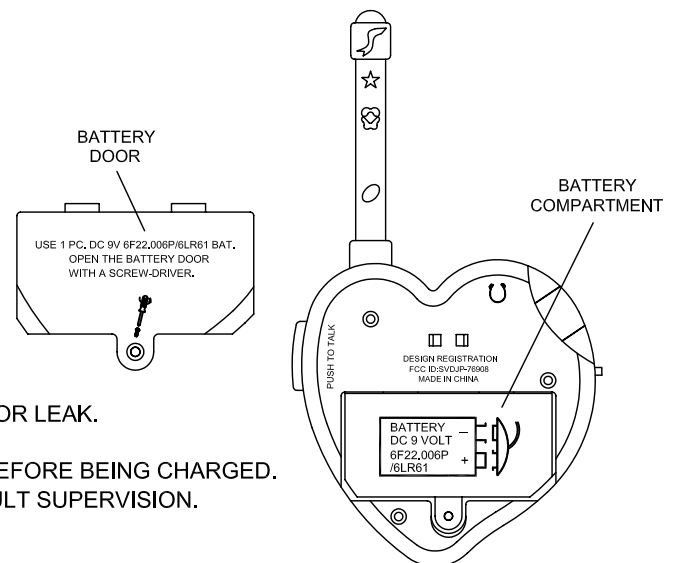
1. SUGGEST TO CHANGE THE BATTERY BY ADULT.
  2. DO NOT TOUCH OR MODIFY THE INTERNAL COMPONENTS OTHER THAN REPLACE THE BATTERY.
  3. DO NOT MIX OLD AND NEW BATTERIES.
  4. DO NOT MIX ALKALINE, STANDARD (CARBON ZINC), OR RECHARGEABLE (NICKLE-CADMIUM) BATTERIES.
  5. DO NOT DISPOSE OF BATTERIES IN FIRE, BATTERIES MAY EXPLODE OR LEAK.
- NON-RECHARGEABLE BATTERIES ARE NOT TO BE RECHARGED.
  - RECHARGEABLE BATTERIES ARE TO BE REMOVED FROM THE TOY BEFORE BEING CHARGED.
  - RECHARGEABLE BATTERIES ARE ONLY TO BE CHARGED UNDER ADULT SUPERVISION.
  - EXHAUSTED BATTERIES ARE TO BE REMOVED FROM THE TOY.
  - THE SUPPLY TERMINALS ARE NOT TO BE SHORT-CIRCUITED.
  - ONLY BATTERIES OF THE SAME OR EQUIVALENT TYPE AS RECOMMENDED ARE TO BE USED.
  - PLEASE KEEP THIS INSTRUCTION MANUAL FOR FUTURE USE.



( FIG.1)



( FIG.2)



( FIG.3)