



8. SETUP PHOTOS

ANTENNA PORT CONDUCTED RF MEASUREMENT SETUP



RADIATED RF MEASUREMENT SETUP FOR PORTABLE CONFIGURATION



Y-AXIS PHOTO



Z-AXIS PHOTO




RADIATED RF MEASUREMENT SETUP (EUT MODULE INSIDE THE PUMP)

RADIATED FRONT PHOTO



RADIATED BACK PHOTO



DFS SETUP PHOTO



END OF REPORT