CFR 47 FCC PART 15 SUBPART E

TEST REPORT

For

EUT 1 NAME: JV31

EUT 1 MODEL NUMBER: JV31

EUT 2 NAME: JV32

EUT 2 MODEL NUMBER: JV32

REPORT NUMBER: 4791262574-RF-2

ISSUE DATE: September 19, 2024

FCC ID: SS3-JV312406

Prepared for

SZ DJI TECHNOLOGY CO., LTD
Lobby of T2, DJI Sky City, No. 53 Xianyuan Road, Xili Community, Xili Street, Nanshan District, Shenzhen, China.

Prepared by

UL Verification Services (Guangzhou) Co., Ltd, Song Shan Lake Branch

Building 10, Innovation Technology Park, No. 1, Li Bin Road, Song Shan Lake Hi-Tech Development Zone Dongguan, 523808, People's Republic of China

Tel: +86 769 22038881
Fax: +86 769 33244054
Website: www.ul.com

The results reported herein have been performed in accordance with the laboratory's terms of accreditation. This report shall not be reproduced except in full without the written approval of the Laboratory. The results in this report apply to the test sample(s) mentioned above at the time of the testing period only and are not to be used to indicate applicability to other similar products.

Revision History

Rev.	Issue Date	Revisions	Revised By
V0	September 19, 2024	Initial Issue	

This report shall not be reproduced except in full, without the written approval of UL Verification Services (Guangzhou) Co., Ltd, Song Shan Lake Branch.

Summary of Test Results

Test Item	Clause	Limit/Requirement	Result
On Time And Duty Cycle	ANSI C63.10-2013, Clause 12.2	None; for reporting purposes only.	Pass
6db AND 26db EMISSION BANDWIDTH AND 99% OCCUPIED BANDWIDTH	KDB 789033 D02 v02r01 Section C.1	FCC Part 15.407 (a)/(e),	Pass
Conducted Output Power	KDB 789033 D02 v02r01 Section E.3.a (Method PM)/KDB 789033 D02 v02r01 Section E.3.a (Method PM) Section E.2.d (Method SA-2)	FCC 15.407 (a)	Pass
Power Spectral Density	KDB 789033 D02 v02r01 Section F	FCC 15.407 (a)	Pass
Ac Power Line Conducted Emission	ANSI C63.10-2013, Clause 6.2.	FCC 15.207	N/A
Radiated Emissions And Band Edge Measurement	KDB 789033 D02 v02r01 Section G.3, G.4, G.5, and G.6	FCC 15.407 (b) FCC 15.209 FCC 15.205	Pass
Frequency Stability	ANSI C63.10-2013,Clause 6.8	FCC 15.407 (g)	Pass
Antenna Requirement	/	FCC 47 CFR Part 15.203/ 15.407(a)(1) (2)	Pass

Note:
1. N/A: In this whole report not applicable, the EUT can't operate during charging.

*This test report is only published to and used by the applicant, and it is not for evidence purpose in China.
*The measurement result for the sample received is <Pass> according to <CFR 47 FCC PART 15 SUBPART E > when <Simple Acceptance> decision rule is applied.

This report shall not be reproduced except in full, without the written approval of UL Verification Services (Guangzhou) Co., Ltd, Song Shan Lake Branch.

CONTENTS

1. ATTESTATION OF TEST RESULTS 6

2. TEST METHODOLOGY 7

3. FACILITIES AND ACCREDITATION 7

4. CALIBRATION AND UNCERTAINTY 8

4.1. MEASURING INSTRUMENT CALIBRATION 8

4.2. MEASUREMENT UNCERTAINTY 8

5. EQUIPMENT UNDER TEST 9

5.1. DESCRIPTION OF EUT 9

5.2. MAXIMUM OUTPUT POWER 9

5.3. CHANNEL LIST 10

5.4. TEST CHANNEL CONFIGURATION 15

5.5. THE WORSE CASE POWER SETTING PARAMETER 15

5.6. DESCRIPTION OF AVAILABLE ANTENNAS 16

5.7. THE WORSE CASE CONFIGURATIONS 18

5.8. DESCRIPTION OF TEST SETUP 19

6. MEASURING EQUIPMENT AND SOFTWARE USED 20

7. ANTENNA PORT TEST RESULTS 22

7.1. ON TIME AND DUTY CYCLE 22

7.2. 6DB AND 26DB EMISSION BANDWIDTH AND 99% OCCUPIED BANDWIDTH 23

7.3. CONDUCTED OUTPUT POWER 25

7.4. POWER SPECTRAL DENSITY 27

7.5. FREQUENCY STABILITY 29

8. RADIATED TEST RESULTS 31

8.1. RESTRICTED BANDEDGE 40

8.2. SPURIOUS EMISSIONS (1 GHZ ~ 7 GHZ) 130

8.3. SPURIOUS EMISSIONS (7 GHZ ~ 18 GHZ) 142

8.4. SPURIOUS EMISSIONS (9 KHZ ~ 30 MHZ) 190

8.5. SPURIOUS EMISSIONS (18 GHZ ~ 26 GHZ) 193

8.6. SPURIOUS EMISSIONS (26 GHZ ~ 40 GHZ) 195

8.7. SPURIOUS EMISSIONS (30 MHZ ~ 1 GHZ) 197

9. ANTENNA REQUIREMENT 199

This report shall not be reproduced except in full, without the written approval of UL Verification Services (Guangzhou) Co., Ltd, Song Shan Lake Branch.

10. TEST DATA.....200

10.1. APPENDIX A: EMISSION BANDWIDTH.....200
10.1.1. Test Result.....200
10.1.2. Test Graphs.....202

10.2. APPENDIX B: OCCUPIED CHANNEL BANDWIDTH.....239
10.2.1. Test Result.....239
10.2.2. Test Graphs.....241

10.3. APPENDIX C: MIN EMISSION BANDWIDTH.....278
10.3.1. Test Result.....278
10.3.2. Test Graphs.....279

10.4. APPENDIX D: MAXIMUM AVERAGE CONDUCTED OUTPUT POWER.....289
10.4.1. Test Result.....289

10.5. APPENDIX E: MAXIMUM POWER SPECTRAL DENSITY.....313
10.5.1. Test Result.....313
10.5.2. Test Graphs.....316

10.6. APPENDIX I: FREQUENCY STABILITY.....353
10.6.1. Test Result.....353

10.7. APPENDIX J: DUTY CYCLE.....354
10.7.1. Test Result.....354
10.7.2. Test Graphs.....355

This report shall not be reproduced except in full, without the written approval of UL Verification Services (Guangzhou) Co., Ltd, Song Shan Lake Branch.

1. ATTESTATION OF TEST RESULTS

Applicant Information

Company Name:	SZ DJI TECHNOLOGY CO., LTD
Address:	Lobby of T2, DJI Sky City, No. 53 Xianyuan Road, Xili Community, Xili Street, Nanshan District, Shenzhen, China.

Manufacturer Information

Company Name:	SZ DJI TECHNOLOGY CO., LTD
Address:	Lobby of T2, DJI Sky City, No. 53 Xianyuan Road, Xili Community, Xili Street, Nanshan District, Shenzhen, China.

EUT Information

EUT 1 Name:	JV31
EUT 1 Model Number:	JV31
EUT 2 Name:	JV32
EUT 2 Model Number:	JV32
Model Difference:	Please refer to Model difference statement
Brand Name:	DJI
Sample Received Date:	May 9, 2024
Sample ID:	7197784
Date of Tested:	May 30, 2024 to September 19, 2024

APPLICABLE STANDARDS	
STANDARD	**TEST RESULTS**
CFR 47 FCC PART 15 SUBPART E	**Pass**

Prepared By:

Fanny Huang

Engineer Project Associate

Checked By:

Kebo Zhang

Senior Project Engineer

Approved By:

Stephen Guo

Operations Manager

This report shall not be reproduced except in full, without the written approval of UL Verification Services (Guangzhou) Co., Ltd, Song Shan Lake Branch.

2. TEST METHODOLOGY

All tests were performed in accordance with the standard CFR 47 FCC PART 15 SUBPART E, ANSI C63.10-2013, CFR 47 FCC Part 2, KDB 789033 D02 v02r01, KDB414788 D01 Radiated Test Site v01.

3. FACILITIES AND ACCREDITATION

Accreditation Certificate	**A2LA (Certificate No.: 4102.01)** UL Verification Services (Guangzhou) Co., Ltd. Song Shan Lake Branch. has been assessed and proved to be in compliance with A2LA. **FCC (FCC Designation No.: CN1187)** UL Verification Services (Guangzhou) Co., Ltd. Song Shan Lake Branch. Has been recognized to perform compliance testing on equipment subject to the Commission's Declaration of Conformity (DoC) and Certification rules **ISED (Company No.: 21320)** UL Verification Services (Guangzhou) Co., Ltd. Song Shan Lake Branch. has been registered and fully described in a report filed with ISED. The Company Number is 21320 and the test lab Conformity Assessment Body Identifier (CABID) is CN0046. **VCCI (Registration No.: G-20192, C-20153, T-20155 and R-20202)** UL Verification Services (Guangzhou) Co., Ltd. Song Shan Lake Branch. has been assessed and proved to be in compliance with VCCI, the Membership No. is 3793. Facility Name: Chamber D, the VCCI registration No. is G-20192 and R-20202 Shielding Room B, the VCCI registration No. is C-20153 and T-20155

Note 1:
All tests measurement facilities use to collect the measurement data are located at Building 10, Innovation Technology Park, No. 1, Li Bin Road, Song Shan Lake Hi-Tech Development Zone Dongguan, 523808, People's Republic of China.

Note 2:
The test anechoic chamber in UL Verification Services (Guangzhou) Co., Ltd.
Song Shan Lake Branch had been calibrated and compared to the open field sites and the test anechoic chamber is shown to be equivalent to or worst case from the open field site.

Note 3:
For below 30 MHz, lab had performed measurements at test anechoic chamber and comparing to measurements obtained on an open field site. And these measurements below 30 MHz had been correlated to measurements performed on an OFS.

This report shall not be reproduced except in full, without the written approval of UL Verification Services (Guangzhou) Co., Ltd, Song Shan Lake Branch.

4. CALIBRATION AND UNCERTAINTY

4.1. MEASURING INSTRUMENT CALIBRATION

The measuring equipment utilized to perform the tests documented in this report has been calibrated in accordance with the manufacturer's recommendations and is traceable to recognized national standards.

4.2. MEASUREMENT UNCERTAINTY

Where relevant, the following measurement uncertainty levels have been estimated for tests performed on the apparatus:

Test Item	Uncertainty
Conduction emission	3.62 dB
Radiated Emission (Included Fundamental Emission) (9 kHz ~ 30 MHz)	2.2 dB
Radiated Emission (Included Fundamental Emission) (30 MHz ~ 1 GHz)	4.00 dB
Radiated Emission (Included Fundamental Emission) (1 GHz to 40 GHz)	5.78 dB (1 GHz ~ 18 GHz)
	5.23 dB (18 GHz ~ 26 GHz)
	5.37 dB (26 GHz ~ 40 GHz)
Duty Cycle	±0.028%
Emission Bandwidth and 99% Occupied Bandwidth	±0.0196%
Maximum Conducted Output Power	±0.766 dB
Maximum Power Spectral Density Level	±1.22 dB
Frequency Stability	±2.76%
Conducted Band-edge Compliance	±1.328 dB
Conducted Unwanted Emissions In Non-restricted Frequency Bands	±0.746 dB (9 kHz ~ 1 GHz)
	±1.328dB (1 GHz ~ 26 GHz)
Note: This uncertainty represents an expanded uncertainty expressed at approximately the 95% confidence level using a coverage factor of k=2.	

This report shall not be reproduced except in full, without the written approval of UL Verification Services (Guangzhou) Co., Ltd, Song Shan Lake Branch.

5. EQUIPMENT UNDER TEST

5.1. DESCRIPTION OF EUT

EUT 1 Name	JV31
EUT 1 Model Number	JV31
EUT 2 Name	JV32
EUT 2 Model Number	JV32
Model Difference	Please refer to Model difference statement

Radio Technology	SRD 5GHz
Operation Frequency	5.1 GHz 10 MHz Bandwidth (5157 MHz ~ 5245 MHz) 5.1 GHz 20 MHz Bandwidth (5161 MHz ~ 5240 MHz) 5.1 GHz 40 MHz Bandwidth (5170 MHz ~ 5230 MHz) 5.8 GHz 10 MHz Bandwidth (5730.5 MHz ~ 5844.5 MHz) 5.8 GHz 20 MHz Bandwidth (5735.5 MHz ~ 5839.5 MHz) 5.8 GHz 40 MHz Bandwidth (5745.5 MHz ~ 5829.5 MHz) 5.8 GHz 60 MHz Bandwidth (5755.5 MHz ~ 5819.5 MHz) 5.8 GHz 80 MHz Bandwidth (5765.5 MHz ~ 5809.5 MHz)
Modulation	OFDM (QPSK, 16QAM, 64QAM)
Battery	DC 14.76 V
Power Supply	DC 5 V

5.2. MAXIMUM OUTPUT POWER

UNII-1 BAND

SRD 5GHz	Frequency (MHz)	Maximum Average Conducted Power (dBm)	EIRP (dBm)
10 MHz Mode	5150 ~ 5250	19.03	20.13
20 MHz Mode		19.10	20.20
40 MHz Mode		19.37	20.47

UNII-3 BAND

SRD 5GHz	Frequency (MHz)	Maximum Average Conducted Power (dBm)	EIRP (dBm)
10 MHz Mode	5725 ~ 5850	28.36	30.46
20 MHz Mode		28.67	30.77
40 MHz Mode		28.18	30.28
60 MHz Mode		25.06	27.16
80 MHz Mode		24.97	27.07

This report shall not be reproduced except in full, without the written approval of UL Verification Services (Guangzhou) Co., Ltd, Song Shan Lake Branch.

5.3. CHANNEL LIST

5.1 GHz 10 MHz Bandwidth (5157 MHz ~ 5245 MHz)							
Channel	Frequency (MHz)	Channel	Frequency (MHz)	Channel	Frequency (MHz)	Channel	Frequency (MHz)
1	5157	24	5180	47	5203	70	5226
2	5158	25	5181	48	5204	71	5227
3	5159	26	5182	49	5205	72	5228
4	5160	27	5183	50	5206	73	5229
5	5161	28	5184	51	5207	74	5230
6	5162	29	5185	52	5208	75	5231
7	5163	30	5186	53	5209	76	5232
8	5164	31	5187	54	5210	77	5233
9	5165	32	5188	55	5211	78	5234
10	5166	33	5189	56	5212	79	5235
11	5167	34	5190	57	5213	80	5236
12	5168	35	5191	58	5214	81	5237
13	5169	36	5192	59	5215	82	5238
14	5170	37	5193	60	5216	83	5239
15	5171	38	5194	61	5217	84	5240
16	5172	39	5195	62	5218	85	5241
17	5173	40	5196	63	5219	86	5242
18	5174	41	5197	64	5220	87	5243
19	5175	42	5198	65	5221	88	5244
20	5176	43	5199	66	5222	89	5245
21	5177	44	5200	67	5223	/	/
22	5178	45	5201	68	5224	/	/
23	5179	46	5202	69	5225	/	/

5.1 GHz 20 MHz Bandwidth (5161 MHz ~ 5240 MHz)							
Channel	Frequency (MHz)	Channel	Frequency (MHz)	Channel	Frequency (MHz)	Channel	Frequency (MHz)
1	5161	21	5181	41	5201	61	5221
2	5162	22	5182	42	5202	62	5222
3	5163	23	5183	43	5203	63	5223
4	5164	24	5184	44	5204	64	5224
5	5165	25	5185	45	5205	65	5225
6	5166	26	5186	46	5206	66	5226
7	5167	27	5187	47	5207	67	5227
8	5168	28	5188	48	5208	68	5228

This report shall not be reproduced except in full, without the written approval of UL Verification Services (Guangzhou) Co., Ltd, Song Shan Lake Branch.

9	5169	29	5189	49	5209	69	5229
10	5170	30	5190	50	5210	70	5230
11	5171	31	5191	51	5211	71	5231
12	5172	32	5192	52	5212	72	5232
13	5173	33	5193	53	5213	73	5233
14	5174	34	5194	54	5214	74	5234
15	5175	35	5195	55	5215	75	5235
16	5176	36	5196	56	5216	76	5236
17	5177	37	5197	57	5217	77	5237
18	5178	38	5198	58	5218	78	5238
19	5179	39	5199	59	5219	79	5239
20	5180	40	5200	60	5220	80	5240

5.1 GHz 40 MHz Bandwidth (5170 MHz ~ 5230 MHz)							
Channel	Frequency (MHz)	Channel	Frequency (MHz)	Channel	Frequency (MHz)	Channel	Frequency (MHz)
1	5170	17	5186	33	5202	49	5218
2	5171	18	5187	34	5203	50	5219
3	5172	19	5188	35	5204	51	5220
4	5173	20	5189	36	5205	52	5221
5	5174	21	5190	37	5206	53	5222
6	5175	22	5191	38	5207	54	5223
7	5176	23	5192	39	5208	55	5224
8	5177	24	5193	40	5209	56	5225
9	5178	25	5194	41	5210	57	5226
10	5179	26	5195	42	5211	58	5227
11	5180	27	5196	43	5212	59	5228
12	5181	28	5197	44	5213	60	5229
13	5182	29	5198	45	5214	61	5230
14	5183	30	5199	46	5215	/	/
15	5184	31	5200	47	5216	/	/
16	5185	32	5201	48	5217	/	/

5.8 GHz 10 MHz Bandwidth (5730.5 MHz ~ 5844.5 MHz)							
Channel	Frequency (MHz)	Channel	Frequency (MHz)	Channel	Frequency (MHz)	Channel	Frequency (MHz)
1	5730.5	30	5759.5	59	5788.5	88	5817.5
2	5731.5	31	5760.5	60	5789.5	89	5818.5
3	5732.5	32	5761.5	61	5790.5	90	5819.5

This report shall not be reproduced except in full, without the written approval of UL Verification Services (Guangzhou) Co., Ltd, Song Shan Lake Branch.

4	5733.5	33	5762.5	62	5791.5	91	5820.5
5	5734.5	34	5763.5	63	5792.5	92	5821.5
6	5735.5	35	5764.5	64	5793.5	93	5822.5
7	5736.5	36	5765.5	65	5794.5	94	5823.5
8	5737.5	37	5766.5	66	5795.5	95	5824.5
9	5738.5	38	5767.5	67	5796.5	96	5825.5
10	5739.5	39	5768.5	68	5797.5	97	5826.5
11	5740.5	40	5769.5	69	5798.5	98	5827.5
12	5741.5	41	5770.5	70	5799.5	99	5828.5
13	5742.5	42	5771.5	71	5800.5	100	5829.5
14	5743.5	43	5772.5	72	5801.5	101	5830.5
15	5744.5	44	5773.5	73	5802.5	102	5831.5
16	5745.5	45	5774.5	74	5803.5	103	5832.5
17	5746.5	46	5775.5	75	5804.5	104	5833.5
18	5747.5	47	5776.5	76	5805.5	105	5834.5
19	5748.5	48	5777.5	77	5806.5	106	5835.5
20	5749.5	49	5778.5	78	5807.5	107	5836.5
21	5750.5	50	5779.5	79	5808.5	108	5837.5
22	5751.5	51	5780.5	80	5809.5	109	5838.5
23	5752.5	52	5781.5	81	5810.5	110	5839.5
24	5753.5	53	5782.5	82	5811.5	111	5840.5
25	5754.5	54	5783.5	83	5812.5	112	5841.5
26	5755.5	55	5784.5	84	5813.5	113	5842.5
27	5756.5	56	5785.5	85	5814.5	114	5843.5
28	5757.5	57	5786.5	86	5815.5	115	5844.5
29	5758.5	58	5787.5	87	5816.5	/	/

5.8 GHz 20 MHz Bandwidth (5735.5 MHz ~ 5839.5 MHz)							
Channel	Frequency (MHz)	Channel	Frequency (MHz)	Channel	Frequency (MHz)	Channel	Frequency (MHz)
1	5735.5	28	5762.5	55	5789.5	82	5816.5
2	5736.5	29	5763.5	56	5790.5	83	5817.5
3	5737.5	30	5764.5	57	5791.5	84	5818.5
4	5738.5	31	5765.5	58	5792.5	85	5819.5
5	5739.5	32	5766.5	59	5793.5	86	5820.5
6	5740.5	33	5767.5	60	5794.5	87	5821.5
7	5741.5	34	5768.5	61	5795.5	88	5822.5
8	5742.5	35	5769.5	62	5796.5	89	5823.5
9	5743.5	36	5770.5	63	5797.5	90	5824.5

This report shall not be reproduced except in full, without the written approval of UL Verification Services (Guangzhou) Co., Ltd, Song Shan Lake Branch.

10	5744.5	37	5771.5	64	5798.5	91	5825.5
11	5745.5	38	5772.5	65	5799.5	92	5826.5
12	5746.5	39	5773.5	66	5800.5	93	5827.5
13	5747.5	40	5774.5	67	5801.5	94	5828.5
14	5748.5	41	5775.5	68	5802.5	95	5829.5
15	5749.5	42	5776.5	69	5803.5	96	5830.5
16	5750.5	43	5777.5	70	5804.5	97	5831.5
17	5751.5	44	5778.5	71	5805.5	98	5832.5
18	5752.5	45	5779.5	72	5806.5	99	5833.5
19	5753.5	46	5780.5	73	5807.5	100	5834.5
20	5754.5	47	5781.5	74	5808.5	101	5835.5
21	5755.5	48	5782.5	75	5809.5	102	5836.5
22	5756.5	49	5783.5	76	5810.5	103	5837.5
23	5757.5	50	5784.5	77	5811.5	104	5838.5
24	5758.5	51	5785.5	78	5812.5	105	5839.5
25	5759.5	52	5786.5	79	5813.5	/	/
26	5760.5	53	5787.5	80	5814.5	/	/
27	5761.5	54	5788.5	81	5815.5	/	/

5.8 GHz 40 MHz Bandwidth (5745.5 MHz ~ 5829.5 MHz)							
Channel	Frequency (MHz)	Channel	Frequency (MHz)	Channel	Frequency (MHz)	Channel	Frequency (MHz)
1	5745.5	23	5767.5	45	5789.5	67	5811.5
2	5746.5	24	5768.5	46	5790.5	68	5812.5
3	5747.5	25	5769.5	47	5791.5	69	5813.5
4	5748.5	26	5770.5	48	5792.5	70	5814.5
5	5749.5	27	5771.5	49	5793.5	71	5815.5
6	5750.5	28	5772.5	50	5794.5	72	5816.5
7	5751.5	29	5773.5	51	5795.5	73	5817.5
8	5752.5	30	5774.5	52	5796.5	74	5818.5
9	5753.5	31	5775.5	53	5797.5	75	5819.5
10	5754.5	32	5776.5	54	5798.5	76	5820.5
11	5755.5	33	5777.5	55	5799.5	77	5821.5
12	5756.5	34	5778.5	56	5800.5	78	5822.5
13	5757.5	35	5779.5	57	5801.5	79	5823.5
14	5758.5	36	5780.5	58	5802.5	80	5824.5
15	5759.5	37	5781.5	59	5803.5	81	5825.5
16	5760.5	38	5782.5	60	5804.5	82	5826.5
17	5761.5	39	5783.5	61	5805.5	83	5827.5
18	5762.5	40	5784.5	62	5806.5	84	5828.5

This report shall not be reproduced except in full, without the written approval of UL Verification Services (Guangzhou) Co., Ltd, Song Shan Lake Branch.

19	5763.5	41	5785.5	63	5807.5	85	5829.5
20	5764.5	42	5786.5	64	5808.5	/	/
21	5765.5	43	5787.5	65	5809.5	/	/
22	5766.5	44	5788.5	66	5810.5	/	/

5.8 GHz 60 MHz Bandwidth (5755.5 MHz ~ 5819.5 MHz)							
Channel	Frequency (MHz)	Channel	Frequency (MHz)	Channel	Frequency (MHz)	Channel	Frequency (MHz)
1	5755.5	18	5772.5	35	5789.5	52	5806.5
2	5756.5	19	5773.5	36	5790.5	53	5807.5
3	5757.5	20	5774.5	37	5791.5	54	5808.5
4	5758.5	21	5775.5	38	5792.5	55	5809.5
5	5759.5	22	5776.5	39	5793.5	56	5810.5
6	5760.5	23	5777.5	40	5794.5	57	5811.5
7	5761.5	24	5778.5	41	5795.5	58	5812.5
8	5762.5	25	5779.5	42	5796.5	59	5813.5
9	5763.5	26	5780.5	43	5797.5	60	5814.5
10	5764.5	27	5781.5	44	5798.5	61	5815.5
11	5765.5	28	5782.5	45	5799.5	62	5816.5
12	5766.5	29	5783.5	46	5800.5	63	5817.5
13	5767.5	30	5784.5	47	5801.5	64	5818.5
14	5768.5	31	5785.5	48	5802.5	65	5819.5
15	5769.5	32	5786.5	49	5803.5	/	/
16	5770.5	33	5787.5	50	5804.5	/	/
17	5771.5	34	5788.5	51	5805.5	/	/

5.8 GHz 80 MHz Bandwidth (5765.5 MHz ~ 5809.5 MHz)							
Channel	Frequency (MHz)	Channel	Frequency (MHz)	Channel	Frequency (MHz)	Channel	Frequency (MHz)
1	5765.5	13	5777.5	25	5789.5	37	5801.5
2	5766.5	14	5778.5	26	5790.5	38	5802.5
3	5767.5	15	5779.5	27	5791.5	39	5803.5
4	5768.5	16	5780.5	28	5792.5	40	5804.5
5	5769.5	17	5781.5	29	5793.5	41	5805.5
6	5770.5	18	5782.5	30	5794.5	42	5806.5
7	5771.5	19	5783.5	31	5795.5	43	5807.5
8	5772.5	20	5784.5	32	5796.5	44	5808.5
9	5773.5	21	5785.5	33	5797.5	45	5809.5
10	5774.5	22	5786.5	34	5798.5	/	/
11	5775.5	23	5787.5	35	5799.5	/	/

This report shall not be reproduced except in full, without the written approval of UL Verification Services (Guangzhou) Co., Ltd, Song Shan Lake Branch.

12	5776.5	24	5788.5	36	5800.5	/	/

5.4. TEST CHANNEL CONFIGURATION

SRD 5.1 GHz	Test Channel Number	Frequency
10 MHz Mode	CH 1(Low Channel), CH 2 ~ CH 7, CH 9 ~ CH 15, CH 44(MID Channel), CH 89(High Channel)	5157 MHz, 5158 MHz ~ 5163 MHz, 5165 MHz ~ 5171 MHz, 5200 MHz, 5245 MHz
20 MHz Mode	CH 1(Low Channel), CH 2 ~ CH 3, CH 5 ~ CH 12, CH 40(MID Channel), CH 80(High Channel)	5161 MHz, 5162 MHz ~ 5163 MHz, 5165 MHz ~ 5172 MHz, 5200 MHz, 5240 MHz
40 MHz Mode	CH 1(Low Channel), CH 2 ~ CH 5, CH 8, CH 13, CH18, CH19, CH 31(MID Channel), CH 61(High Channel)	5170 MHz, 5171 MHz ~ 5174 MHz, 5177 MHz, 5182 MHz, 5187 MHz, 5188 MHz, 5200MHz, 5230 MHz

SRD 5.8 GHz	Test Channel Number	Frequency
10 MHz Mode	CH 1(Low Channel), CH 58(MID Channel), CH 115(High Channel)	5730.5 MHz, 5787.5 MHz, 5844.5 MHz
20 MHz Mode	CH 1(Low Channel), CH 53(MID Channel), CH 105(High Channel)	5735.5 MHz, 5787.5 MHz, 5839.5 MHz
40 MHz Mode	CH 1(Low Channel), CH 43(MID Channel), CH 85(High Channel)	5745.5 MHz, 5787.5 MHz, 5829.5 MHz
60 MHz Mode	CH 1(Low Channel), CH 33(MID Channel), CH 65(High Channel)	5755.5 MHz, 5787.5 MHz, 5819.5 MHz
80 MHz Mode	CH 1(Low Channel), CH 23(MID Channel), CH 45(High Channel)	5765.5 MHz, 5787.5 MHz, 5809.5 MHz

5.5. THE WORSE CASE POWER SETTING PARAMETER

The Worse Case Power Setting Parameter under 5157 ~ 5245 MHz/ 5728.5 ~ 5848.12 MHz Band				
Test Software		DjiSdrConsole		
Modulation Mode	Transmit Antenna Number	Test Software setting value		
		NCB: 10 MHz/20 MHz/40 MHz/60 MHz /80 MHz		
		Low Channel	MID Channel	High Channel
All	0	Default	Default	Default
	1	Default	Default	Default
	2	Default	Default	Default
	3	Default	Default	Default
	4	Default	Default	Default
	5	Default	Default	Default
	6	Default	Default	Default
	7	Default	Default	Default

This report shall not be reproduced except in full, without the written approval of UL Verification Services (Guangzhou) Co., Ltd, Song Shan Lake Branch.

5.6. DESCRIPTION OF AVAILABLE ANTENNAS

Antenna	Frequency (MHz)	Antenna Type	Maximum Antenna Gain (dBi)
0	5170 ~ 5240	Dipole	1.10
1	5170 ~ 5240	Dipole	1.10
2	5170 ~ 5240	Dipole	0.50
3	5170 ~ 5240	Dipole	2.50
4	5170 ~ 5240	Dipole	2.50
5	5170 ~ 5240	Dipole	0.50
6	5170 ~ 5240	Dipole	2.50
7	5170 ~ 5240	Dipole	2.50

Antenna	Frequency (MHz)	Antenna Type	Maximum Antenna Gain (dBi)
0	5728.5 ~ 5848.12	Dipole	2.10
1	5728.5 ~ 5848.12	Dipole	2.10
2	5728.5 ~ 5848.12	Dipole	1.50
3	5728.5 ~ 5848.12	Dipole	3.00
4	5728.5 ~ 5848.12	Dipole	3.00
5	5728.5 ~ 5848.12	Dipole	1.50
6	5728.5 ~ 5848.12	Dipole	3.00
7	5728.5 ~ 5848.12	Dipole	3.00

For output power measurements:
Directional gain= G_{ANT} + Array Gain = G_{ANT}
G_{ANT}: equal to the gain of the antenna having the highest gain
Array Gain = 0 dB (i.e., no array gain) for $N_{ANT} \leq 4$

For power spectral density (PSD) measurements:
Directional gain= G_{ANT} + Array Gain = G_{ANT}
G_{ANT}: equal to the gain of the antenna having the highest gain
Array Gain = 0 dB (i.e., no array gain) for $N_{ANT} \leq 4$

Test Mode	Transmit and Receive Mode	Description
10 MHz Mode	☒ 2TX, 4RX	ANT 0 ~ 7 can be used as transmitting and receiving antenna.
20 MHz Mode	☒ 2TX, 4RX	ANT 0 ~ 7 can be used as transmitting and receiving antenna.
40 MHz Mode	☒ 2TX, 4RX	ANT 0 ~ 7 can be used as transmitting and receiving antenna.
60 MHz Mode	☒ 2TX, 4RX	ANT 0 ~ 7 can be used as transmitting and receiving antenna.

This report shall not be reproduced except in full, without the written approval of UL Verification Services (Guangzhou) Co., Ltd, Song Shan Lake Branch.

80 MHz Mode	☒ 2TX, 4RX	ANT 0 ~ 7 can be used as transmitting and receiving antenna.

Note: 1. The value of the antenna gain was declared by customer.
2. The EUT can't transmit simultaneously.
3. Only the following antenna groups support MIMO mode: 【0,1】【0,3】【0,5】【0,7】【2,1】【2,3】【2,5】【2,7】【4,1】【4,3】【4,5】【4,7】【6,1】【6,3】【6,5】【6,7】.

This report shall not be reproduced except in full, without the written approval of UL Verification Services (Guangzhou) Co., Ltd, Song Shan Lake Branch.

5.7. THE WORSE CASE CONFIGURATIONS

The EUT was tested in the following configuration(s):

Controlled in test mode using a software application on the EUT supplied by customer. The application was used to enable a continuous transmission and to select the mode, test channels, bandwidth, data rates as required.

Test channels referring to section 5.4.

Maximum power setting referring to section 5.5.

Worst case Data Rates declared by the customer:

SRD 5 GHz-10 MHz Mode/QPSK
SRD 5 GHz-20 MHz Mode/QPSK
SRD 5 GHz-40 MHz Mode/QPSK
SRD 5 GHz-60 MHz Mode/QPSK
SRD 5 GHz-80 MHz Mode/QPSK

The EUT has 8 separate antennas which correspond to 8 separate antenna ports. Core 0, Core 1, Core 2, Core 3, Core 4, Core 5, Core 6, Core 7 correspond to antenna 0, antenna 1, antenna 2, antenna 3, antenna 4, antenna 5, antenna 6 and antenna 7 respectively, Only the following antenna groups support MIMO mode: 【0,1】【0,3】【0,5】【0,7】【2,1】【2,3】【2,5】【2,7】【4,1】【4,3】【4,5】【4,7】【6,1】【6,3】【6,5】【6,7】.

The measured additional path loss was included in any path loss calculations for all RF cable used during tested.

For radiated test, all the MIMO mode for different supported antenna groups were tested, but only the worst data was recorded in the report.

This report shall not be reproduced except in full, without the written approval of UL Verification Services (Guangzhou) Co., Ltd, Song Shan Lake Branch.

5.8. DESCRIPTION OF TEST SETUP

SUPPORT EQUIPMENT

Item	Equipment	Brand Name	Model Name	Remarks
1	Laptop	Lenovo	E42-80	/
2	Adapter Power	DJI	PD-65CN	Input: AC 100 ~ 240 V, 50/60 Hz, 2.0 A Output: DC 5 V, 5 A

I/O CABLES

Cable No	Port	Connector Type	Cable Type	Cable Length(m)	Remarks
1	USB	Type C	Unshielded	1.0	/

ACCESSORIES

Item	Accessory	Brand Name	Model Name	Description
/	/	/	/	/

TEST SETUP

The EUT can work in engineering mode with a software through a laptop.

SETUP DIAGRAM FOR TESTS

This report shall not be reproduced except in full, without the written approval of UL Verification Services (Guangzhou) Co., Ltd, Song Shan Lake Branch.

6. MEASURING EQUIPMENT AND SOFTWARE USED

R&S TS 8997 Test System					
Equipment	Manufacturer	Model No.	Serial No.	Last Cal.	Due. Date
Power sensor, Power Meter	R&S	OSP120	100921	Mar.25,2024	Mar.24,2025
Vector Signal Generator	R&S	SMBV100A	261637	Oct.12, 2023	Oct.11, 2024
Signal Generator	R&S	SMB100A	178553	Oct.12, 2023	Oct.11, 2024
Signal Analyzer	R&S	FSV40	101118	Oct.12, 2023	Oct.11, 2024

Software			
Description	Manufacturer	Name	Version
For R&S TS 8997 Test System	Rohde & Schwarz	EMC 32	10.60.10

Tonsend RF Test System					
Equipment	Manufacturer	Model No.	Serial No.	Last Cal.	Due. Date
PXA Signal Analyzer	Keysight	N9030A	MY55410512	Oct.12, 2023	Oct.11, 2024
MXG Vector Signal Generator	Keysight	N5182B	MY56200284	Oct.12, 2023	Oct.11, 2024
MXG Vector Signal Generator	Keysight	N5172B	MY56200301	Oct.12, 2023	Oct.11, 2024
Attenuator	Aglient	8495B	2814a12853	Oct.12, 2023	Oct.11, 2024
RF Control Unit	Tonscend	JS0806-2	23B80620666	Mar.25,2024	Mar.24,2025

Software			
Description	Manufacturer	Name	Version
Tonsend SRD Test System	Tonsend	JS1120-3 RF Test System	V3.2.22

Conducted Emissions					
Equipment	Manufacturer	Model No.	Serial No.	Last Cal.	Due Date
EMI Test Receiver	R&S	ESR3	101961	Oct.13, 2023	Oct.12, 2024
Two-Line V-Network	R&S	ENV216	101983	Oct.13, 2023	Oct.12, 2024
Artificial Mains Networks	Schwarzbeck	NSLK 8126	8126465	Oct.13, 2023	Oct.12, 2024

Software			
Description	Manufacturer	Name	Version
Test Software for Conducted Emissions	Farad	EZ-EMC	Ver. UL-3A1

This report shall not be reproduced except in full, without the written approval of UL Verification Services (Guangzhou) Co., Ltd, Song Shan Lake Branch.

Radiated Emissions						
Equipment	Manufacturer	Model No.	Serial No.	Upper Last Cal.	Last Cal.	Due Date
MXE EMI Receiver	KESIGHT	N9038A	MY56400036	/	Oct.12, 2023	Oct.11, 2024
Hybrid Log Periodic Antenna	TDK	HLP-3003C	130960	Aug.02, 2021	June 28, 2024	June 27, 2027
Preamplifier	HP	8447D	2944A09099	/	Oct.12, 2023	Oct.11, 2024
EMI Measurement Receiver	R&S	ESR26	101377	/	Oct.12, 2023	Oct.11, 2024
Horn Antenna	TDK	HRN-0118	130939	/	Apr.29, 2022	Apr.28, 2025
Preamplifier	TDK	PA-02-0118	TRS-305-00067	/	Oct.12, 2023	Oct.11, 2024
Horn Antenna	Schwarzbeck	BBHA9170	697	July 20, 2021	June 30, 2024	June 29, 2027
Preamplifier	TDK	PA-02-2	TRS-307-00003	/	Oct.12, 2023	Oct.11, 2024
Preamplifier	TDK	PA-02-3	TRS-308-00002	/	Oct.12, 2023	Oct.11, 2024
Loop antenna	Schwarzbeck	1519B	00008	/	Dec.14, 2021	Dec.13, 2024
Preamplifier	TDK	PA-02-001-3000	TRS-302-00050	/	Oct.12, 2023	Oct.11, 2024
Highpass Filter	Wainwright	WHKX10-5850-6500-1800-40SS	4	/	Oct.12, 2023	Oct.11, 2024
Band Reject Filter	Wainwright	WRCJV12-5695-5725-5850-5880-40SS	4	/	Oct.12, 2023	Oct.11, 2024
Band Reject Filter	Wainwright	WRCJV20-5120-5150-5350-5380-60SS	2	/	Oct.12, 2023	Oct.11, 2024
Highpass Filter	Wainwright	WHKX10-5850-6500-1800-40SS	4	/	Oct.12, 2023	Oct.11, 2024

Software			
Description	Manufacturer	Name	Version
Test Software for Radiated Emissions	Farad	EZ-EMC	Ver. UL-3A1

This report shall not be reproduced except in full, without the written approval of UL Verification Services (Guangzhou) Co., Ltd, Song Shan Lake Branch.

7. ANTENNA PORT TEST RESULTS

7.1. ON TIME AND DUTY CYCLE

LIMITS

None; for reporting purposes only.

TEST PROCEDURE

Refer to KDB 789033 D02 General U-NII Test Procedures New Rules v02r01 section II.B.

The zero-span mode on a spectrum analyzer or EMI receiver, if the response time and spacing between bins on the sweep are sufficient to permit accurate measurements of the on and off times of the transmitted signal. Set the center frequency of the instrument to the center frequency of the transmission. Set RBW ≥ EBW if possible; otherwise, set RBW to the largest available value. Set VBW ≥ RBW. Set detector = peak or average. The zero-span measurement method shall not be used unless both RBW and VBW are > 50/T, where T is defined in II.B.1.a), and the number of sweep points across duration T exceeds 100. (For example, if VBW and/or RBW are limited to 3 MHz, then the zero-span method of measuring duty cycle shall not be used if T ≤ 16.7 microseconds.)

TEST SETUP

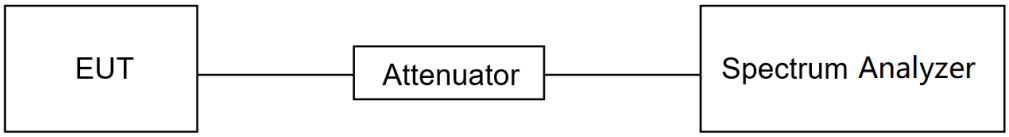

TEST ENVIRONMENT

Temperature	22.9℃	Relative Humidity	64.8%
Atmosphere Pressure	101kPa	Test Voltage	DC 14.76 V

TEST RESULTS

Please refer to section "Test Data" - Appendix J

This report shall not be reproduced except in full, without the written approval of UL Verification Services (Guangzhou) Co., Ltd, Song Shan Lake Branch.

7.2. 6DB AND 26DB EMISSION BANDWIDTH AND 99% OCCUPIED BANDWIDTH

LIMITS

CFR 47 FCC Part15, Subpart E		
Test Item	Limit	Frequency Range (MHz)
26 dB Emission Bandwidth	For reporting purposes only.	5150 ~ 5250
6 dB Emission Bandwidth	The minimum 6 dB emission bandwidth shall be 500 kHz.	5725 ~ 5850
99 % Occupied Bandwidth	For reporting purposes only.	5150 ~ 5825 (For ISED)

TEST PROCEDURE

Refer to KDB 789033 D02 General U-NII Test Procedures New Rules v02r01 section II.C1. for 26 dB Emission Bandwidth; section II.C2. for 6 dB Emission Bandwidth; section II.D. for 99 % Occupied Bandwidth.
Connect the EUT to the spectrum analyser and use the following settings:

Center Frequency	The center frequency of the channel under test
Detector	Peak
RBW	For 6 dB Emission Bandwidth: RBW=100 kHz For 26 dB Emission bandwidth: approximately 1 % of the EBW. For 99 % Occupied Bandwidth: approximately 1 % ~ 5 % of the OBW.
VBW	For 6 dB Bandwidth: ≥ 3*RBW For 26 dB Bandwidth: >3*RBW For 99 % Bandwidth: >3*RBW
Trace	Max hold
Sweep	Auto couple

a) Use the 99 % power bandwidth function of the instrument, allow the trace to stabilize and report the measured bandwidth.
b) Allow the trace to stabilize and measure the maximum width of the emission that is constrained by the frequencies associated with the two outermost amplitude points (upper and lower frequencies) that are attenuated by 6/26 dB relative to the maximum level measured in the fundamental emission.

TEST SETUP

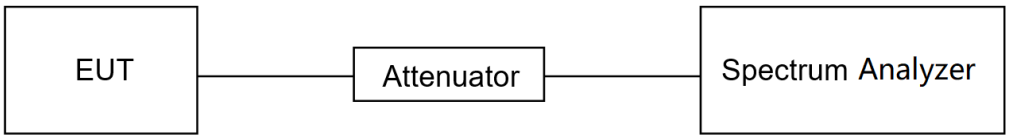

This report shall not be reproduced except in full, without the written approval of UL Verification Services (Guangzhou) Co., Ltd, Song Shan Lake Branch.

TEST ENVIRONMENT

Temperature	22.9℃	Relative Humidity	64.8%
Atmosphere Pressure	101kPa	Test Voltage	DC 14.76 V

TEST RESULTS

Please refer to section "Test Data" - Appendix A&B&C

This report shall not be reproduced except in full, without the written approval of UL Verification Services (Guangzhou) Co., Ltd, Song Shan Lake Branch.

7.3. CONDUCTED OUTPUT POWER

LIMITS

CFR 47 FCC Part15, Subpart E		
Test Item	Limit	Frequency Range (MHz)
Conducted Output Power	☐ Outdoor Access Point: 1 W (30 dBm) ☐ Indoor Access Point: 1 W (30 dBm) ☐ Fixed Point-To-Point Access Points: 1 W (30 dBm) ☒ Client Devices: 250 mW (24 dBm)	5150 ~ 5250
	Shall not exceed 1 Watt (30 dBm).	5725 ~ 5850

Note:
The above limits are based upon the maximum antenna gain does not exceed 6 dBi.
If transmitting antennas of directional gain greater than 6 dBi are used, the maximum conducted output power shall be reduced by the amount in dB that the directional gain of the antenna exceeds 6 dBi.

TEST PROCEDURE

Refer to KDB 789033 D02 General U-NII Test Procedures New Rules v02r01 section II.E.

Method PM (Measurement using an RF average power meter):
(i) Measurements may be performed using a wideband RF power meter with a thermocouple detector or equivalent if all of the following conditions are satisfied:
a. The EUT is configured to transmit continuously or to transmit with a constant duty cycle.
b. At all times when the EUT is transmitting, it must be transmitting at its maximum power control level.
c. The integration period of the power meter exceeds the repetition period of the transmitted signal by at least a factor of five.
(ii) If the transmitter does not transmit continuously, measure the duty cycle, x, of the transmitter output signal as described in II.B.
(iii) Measure the average power of the transmitter. This measurement is an average over both the on and off periods of the transmitter.
(iv) Adjust the measurement in dBm by adding 10 log (1/x) where x is the duty cycle (e.g., 10 log (1/0.25) if the duty cycle is 25 %).

TEST SETUP

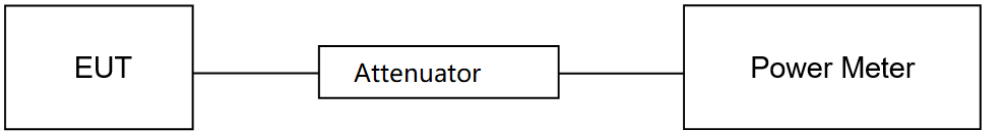

This report shall not be reproduced except in full, without the written approval of UL Verification Services (Guangzhou) Co., Ltd, Song Shan Lake Branch.

TEST ENVIRONMENT

Temperature	22.9℃	Relative Humidity	64.8%
Atmosphere Pressure	101kPa	Test Voltage	DC 14.76 V

TEST RESULTS

Please refer to section "Test Data" - Appendix D

This report shall not be reproduced except in full, without the written approval of UL Verification Services (Guangzhou) Co., Ltd, Song Shan Lake Branch.

7.4. POWER SPECTRAL DENSITY

LIMITS

CFR 47 FCC Part15, Subpart E		
Test Item	Limit	Frequency Range (MHz)
Power Spectral Density	☐ Outdoor Access Point: 17 dBm/MHz ☐ Indoor Access Point: 17 dBm/MHz ☐ Fixed Point-To-Point Access Points: 17 dBm/MHz ☒ Client Devices: 11 dBm/MHz	5150 ~ 5250
	30 dBm/500kHz	5725 ~ 5850

Note:
The above limits are based upon the maximum antenna gain does not exceed 6 dBi.
If transmitting antennas of directional gain greater than 6 dBi are used, maximum power spectral density shall be reduced by the amount in dB that the directional gain of the antenna exceeds 6 dBi.

TEST PROCEDURE

Refer to KDB 789033 D02 General U-NII Test Procedures New Rules v02r01 section II.F.

Connect the EUT to the spectrum analyzer and use the following settings:

For U-NII-1, U-NII-2A and U-NII-2C band:

Center Frequency	The center frequency of the channel under test
Detector	RMS
RBW	1 MHz
VBW	≥3 × RBW
Span	Encompass the entire emissions bandwidth (EBW) of the signal
Trace	Average
Sweep time	Auto

For U-NII-3:

Center Frequency	The center frequency of the channel under test
Detector	RMS
RBW	500 kHz
VBW	≥3 × RBW
Span	Encompass the entire emissions bandwidth (EBW) of the signal
Trace	Average
Sweep time	Auto

This report shall not be reproduced except in full, without the written approval of UL Verification Services (Guangzhou) Co., Ltd, Song Shan Lake Branch.

Allow trace to fully stabilize and use the peak search function on the instrument to find the peak of the spectrum and record its value.
Add 10 log (1/x), where x is the duty cycle, to the peak of the spectrum, the result is the Maximum PSD over 1 MHz / 500 kHz reference bandwidth.

TEST SETUP

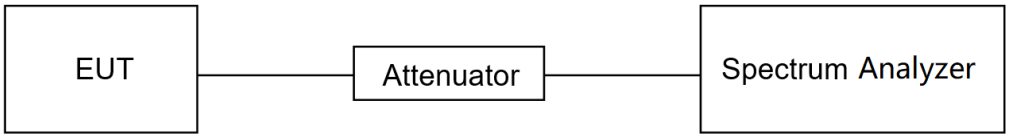

TEST ENVIRONMENT

Temperature	22.9℃	Relative Humidity	64.8%
Atmosphere Pressure	101kPa	Test Voltage	DC 14.76 V

TEST RESULTS

Please refer to section "Test Data" - Appendix E

This report shall not be reproduced except in full, without the written approval of UL Verification Services (Guangzhou) Co., Ltd, Song Shan Lake Branch.

7.5. FREQUENCY STABILITY

LIMITS

The frequency of the carrier signal shall be maintained within band of operation.

TEST PROCEDURE

1. The EUT was placed inside an environmental chamber as the temperature in the chamber was varied between -10 °C ~ 40 °C (declared by customer).

2. The temperature was incremented by 10 °C intervals and the unit allowed to stabilize at each temperature before each measurement. The center frequency of the transmitting channel was evaluated at each temperature and the frequency deviation from the channel's center frequency was recorded.

3. The primary supply voltage is varied from 85 % to 115 % of the nominal value for non hand-carried battery and AC powered equipment. For hand-carried, battery-powered equipment, primary supply voltage is reduced to the battery operating end point which shall be specified by the manufacturer.

Connect the EUT to the spectrum analyzer and use the following settings:

Center Frequency	The center frequency of the channel under test
Detector	Peak
RBW	10 kHz
VBW	≥3 × RBW
Span	Encompass the entire emissions bandwidth (EBW) of the signal
Trace	Max hold
Sweep time	Auto

4. While maintaining a constant temperature inside the environmental chamber, turn the EUT on and record the operating frequency at startup, and at 2 minutes, 5minutes, and 10 minutes after the EUT is energized.

5. Allow the trace to stabilize, find the peak value of the power envelope and record the frequency, then calculated the frequency drift.

TEST ENVIRONMENT

	Normal Test Conditions	Extreme Test Conditions
Relative Humidity	20 % ~ 75 %	/
Atmospheric Pressure	100 kPa ~ 102 kPa	/
Temperature	T_N (Normal Temperature): 25.1 °C	T_L (Low Temperature): -10 °C
		T_H (High Temperature): 40 °C
Supply Voltage	V_N (Normal Voltage): DC 7.3 V	V_L (Low Voltage): DC 6.222 V
		V_H (High Voltage): DC 8.481 V

This report shall not be reproduced except in full, without the written approval of UL Verification Services (Guangzhou) Co., Ltd, Song Shan Lake Branch.

TEST SETUP

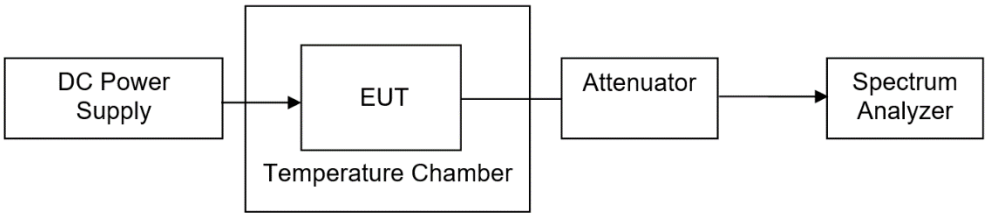

TEST ENVIRONMENT

Temperature	22.9℃	Relative Humidity	64.8%
Atmosphere Pressure	101kPa	Test Voltage	DC 14.76 V

TEST RESULTS

Please refer to section "Test Data" - Appendix I

This report shall not be reproduced except in full, without the written approval of UL Verification Services (Guangzhou) Co., Ltd, Song Shan Lake Branch.

8. RADIATED TEST RESULTS

LIMITS

Refer to CFR 47 FCC §15.205, §15.209 and §15.407 (b).

Radiation Disturbance Test Limit for Class B (9 kHz ~ 1 GHz)

Emissions radiated outside of the specified frequency bands above 30 MHz			
Frequency Range (MHz)	Field Strength Limit (uV/m) at 3 m	Field Strength Limit (dBuV/m) at 3 m	
		Quasi-Peak	
30 - 88	100	40	
88 - 216	150	43.5	
216 - 960	200	46	
Above 960	500	54	
Above 1000	500	Peak	Average
		74	54

FCC Emissions radiated outside of the specified frequency bands below 30 MHz		
Frequency (MHz)	Field strength (microvolts/meter)	Measurement distance (meters)
0.009-0.490	2400/F(kHz)	300
0.490-1.705	24000/F(kHz)	30
1.705-30.0	30	30

This report shall not be reproduced except in full, without the written approval of UL Verification Services (Guangzhou) Co., Ltd, Song Shan Lake Branch.

FCC Restricted bands of operation refer to FCC §15.205 (a):

MHz	MHz	MHz	GHz
0.090-0.110	16.42-16.423	399.9-410	4.5-5.15
[1]0.495-0.505	16.69475-16.69525	608-614	5.35-5.46
2.1735-2.1905	16.80425-16.80475	960-1240	7.25-7.75
4.125-4.128	25.5-25.67	1300-1427	8.025-8.5
4.17725-4.17775	37.5-38.25	1435-1626.5	9.0-9.2
4.20725-4.20775	73-74.6	1645.5-1646.5	9.3-9.5
6.215-6.218	74.8-75.2	1660-1710	10.6-12.7
6.26775-6.26825	108-121.94	1718.8-1722.2	13.25-13.4
6.31175-6.31225	123-138	2200-2300	14.47-14.5
8.291-8.294	149.9-150.05	2310-2390	15.35-16.2
8.362-8.366	156.52475-156.52525	2483.5-2500	17.7-21.4
8.37625-8.38675	156.7-156.9	2690-2900	22.01-23.12
8.41425-8.41475	162.0125-167.17	3260-3267	23.6-24.0
12.29-12.293	167.72-173.2	3332-3339	31.2-31.8
12.51975-12.52025	240-285	3345.8-3358	36.43-36.5
12.57675-12.57725	322-335.4	3600-4400	([2])
13.36-13.41			

Note: [1]Until February 1, 1999, this restricted band shall be 0.490-0.510 MHz.
[2]Above 38.6c

Limits of unwanted/undesirable emission out of the restricted bands refer to CFR 47 FCC §15.407 (b) and ISED RSS-247 6.2.

LIMITS OF RADIATED EMISSION MEASUREMENT (Above 1GHz)		
Frequency Range (MHz)	EIRP Limit	Field Strength Limit (dBuV/m) at 3 m
5150~5250 MHz	PK: -27 (dBm/MHz)	PK:68.2(dBμV/m)
5725~5850 MHz	PK: -27 (dBm/MHz) *1 PK: 10 (dBm/MHz) *2 PK: 15.6 (dBm/MHz) *3 PK: 27 (dBm/MHz) *4	PK: 68.2(dBμV/m) *1 PK: 105.2 (dBμV/m) *2 PK: 110.8(dBμV/m) *3 PK: 122.2 (dBμV/m) *4
Note: *1 beyond 75 MHz or more above of the band edge. *2 below the band edge increasing linearly to 10 dBm/MHz at 25 MHz above. *3 below the band edge increasing linearly to a level of 15.6 dBm/MHz at 5 MHz above. *4 from 5 MHz above or below the band edge increasing linearly to a level of 27 dBm/MHz at the band edge.		

This report shall not be reproduced except in full, without the written approval of UL Verification Services (Guangzhou) Co., Ltd, Song Shan Lake Branch.

TEST PROCEDURE

Below 30 MHz

The setting of the spectrum analyzer

RBW	200 Hz (From 9 kHz to 0.15 MHz)/ 9 kHz (From 0.15 MHz to 30 MHz)
VBW	200 Hz (From 9 kHz to 0.15 MHz)/ 9 kHz (From 0.15 MHz to 30 MHz)
Sweep	Auto

1. The testing follows the guidelines in ANSI C63.10-2013 clause 6.4.

2. The EUT was arranged to its worst case and then turntable (from 0 degree to 360 degrees) to find the maximum reading. A pre-amp and a high pass filter are used for the test in order to get better signal level. Both Horizontal, Face-on and Face-off polarizations of the antenna are set to make the measurement.

3. The EUT was placed on a turntable with 80 cm above ground.

4. The EUT was set 3 meters from the interference receiving antenna, which was mounted on the top of a 1 m height antenna tower.

5. The radiated emission limits are based on measurements employing a CISPR quasi-peak detector except for the frequency bands 9-90 kHz, 110-490 kHz and above 1000 MHz Radiated emission limits in these three bands are based on measurements employing an average detector.

6. For measurement below 1 GHz, the initial step in collecting conducted emission data is a spectrum analyzer peak detector mode pre-scanning the measurement frequency range. Significant peaks are then marked and then Quasi Peak and average detector mode re-measured. If the emission level of the EUT measured by the peak detector is 3 dB lower than the applicable limit, the peak emission level will be reported. Otherwise, the emission measurement will be repeated using the quasi-peak and average detector and reported.

7. Although these tests were performed other than open field site, adequate comparison measurements were confirmed against 30m open field site. Therefore sufficient tests were made to demonstrate that the alternative site produces results that correlate with the ones of tests made in an open field site based on KDB 414788.

8. The limits in CFR 47, Part 15, Subpart C, paragraph 15.209 (a), are identical to those in RSS-GEN Section 8.9, Table 6, since the measurements are performed in terms of magnetic field strength and converted to electric field strength levels (as reported in the table) using the free space impedance of 377Ω. For example, the measurement frequency X kHz resulted in a level of Y dBuV/m, which is equivalent to Y-51.5 = Z dBuA/m, which has the same margin, W dB, to the corresponding RSS-GEN Table 6 limit as it has to be 15.209(a) limit.

This report shall not be reproduced except in full, without the written approval of UL Verification Services (Guangzhou) Co., Ltd, Song Shan Lake Branch.

Below 1 GHz and above 30 MHz

The setting of the spectrum analyzer

RBW	120 kHz
VBW	300 kHz
Sweep	Auto
Detector	Peak/QP
Trace	Max hold

1. The testing follows the guidelines in ANSI C63.10-2013 clause 6.5.

2. The EUT was arranged to its worst case and then tune the antenna tower (from 1 m to 4 m) and turntable (from 0 degree to 360 degrees) to find the maximum reading. A pre-amp and a high pass filter are used for the test in order to get better signal level. Both horizontal and vertical polarizations of the antenna are set to make the measurement.

3. The EUT was placed on a turntable with 80 cm above ground.

4. The EUT was set 3 meters from the interference receiving antenna, which was mounted on the top of a variable height antenna tower.

5. For measurement below 1 GHz, the initial step in collecting conducted emission data is a spectrum analyzer peak detector mode pre-scanning the measurement frequency range. Significant peaks are then marked and then Quasi Peak detector mode re-measured. If the emission level of the EUT measured by the peak detector is 3 dB lower than the applicable limit, the peak emission level will be reported. Otherwise, the emission measurement will be repeated using the quasi-peak detector and reported.

This report shall not be reproduced except in full, without the written approval of UL Verification Services (Guangzhou) Co., Ltd, Song Shan Lake Branch.

Above 1 GHz

The setting of the spectrum analyzer

RBW	1 MHz
VBW	PEAK: 3 MHz AVG: see note 6
Sweep	Auto
Detector	Peak
Trace	Max hold

1. The testing follows the guidelines in KDB 789033 D02 General U-NII Test Procedures New Rules v02r01 section II.G.3 ~ II.G.6.

2. The EUT was arranged to its worst case and then tune the antenna tower (from 1 m to 4 m) and turntable (from 0 degree to 360 degrees) to find the maximum reading. A pre-amp and a high pass filter are used for the test in order to get better signal level. Both horizontal and vertical polarizations of the antenna are set to make the measurement.

3. The EUT was placed on a turntable with 1.5 m above ground.

4. The EUT was set 3 meters from the interference receiving antenna, which was mounted on the top of a variable height antenna tower.

5. For measurement above 1 GHz, the emission measurement will be measured by the peak detector. This peak level, once corrected, must comply with the limit specified in Section 15.209.

6. For measurements above 1 GHz the resolution bandwidth is set to 1 MHz, then the video bandwidth is set to 3 MHz for peak measurements and 1 MHz resolution bandwidth with 1/T video bandwidth with peak detector for average measurements. For the Duty Cycle please refer to clause 7.1. ON TIME AND DUTY CYCLE.

This report shall not be reproduced except in full, without the written approval of UL Verification Services (Guangzhou) Co., Ltd, Song Shan Lake Branch.

For Restricted Bandedge:
Note:
1. Measurement = Reading Level + Correct Factor.
2. If the peak values are less than the average limit of 54 dBuV/m, the average result is deemed to comply with average limit.
3. PK=Peak: Peak detector.
4. AV=Average: VBW=1/Ton, where: Ton is the transmitting duration.
5. For the transmitting duration, please refer to clause 7.1.
6. Only the worst data was recorded, if it complies with the limit, the other emissions deemed to comply with the limit.
7. Both horizontal and vertical have been tested, only the worst data was recorded in the report.
8. All modes have been tested, but only the worst data was recorded in the report.

For Radiate Spurious emission (9 kHz ~ 30 MHz):
Note:
1. Measurement = Reading Level + Correct Factor.
2. If the peak values are less than the QP limit, the QP result is deemed to comply with QP limit.
3. All 3 polarizations (Horizontal, Face-on and Face-off) of the loop antenna had been tested, but only the worst data recorded in the report.
4. All modes have been tested, but only the worst data was recorded in the report.
5. dBuA/m= dBuV/m- 20Log10[120π] = dBuV/m- 51.5

For Radiate Spurious Emission (30 MHz ~ 1 GHz):
Note:
1. Result Level = Read Level + Correct Factor.
2. If the peak values are less than the QP limit, the QP result is deemed to comply with QP limit.
3. All modes have been tested, but only the worst data was recorded in the report.

For Radiate Spurious Emission (1 GHz ~ 7 GHz):
1. Measurement = Reading Level + Correct Factor.
2. If the peak values are less than the average limit of 54 dBuV/m, the average result is deemed to comply with average limit.
3. Peak: Peak detector.
4. AVG: VBW=1/Ton, where: Ton is the transmitting duration.
5. For the transmitting duration, please refer to clause 7.1.
6. Filter losses were only considered in the spurious frequency bands and the authorized band was not corrected for Band reject filter losses.
7. Proper operation of the transmitter prior to adding the filter to the measurement chain.
8. Since non-restricted band peak emissions are less than the average limit, they also comply with the -27 dBm/MHz (68.2 dBuV/m) limit.
9. All modes have been tested, but only the worst data was recorded in the report.

This report shall not be reproduced except in full, without the written approval of UL Verification Services (Guangzhou) Co., Ltd, Song Shan Lake Branch.

For Radiate Spurious Emission (7 GHz ~ 18 GHz):
Note:
1. Peak Result = Reading Level + Correct Factor.
2. If the peak values are less than the average limit of 54 dBuV/m, the average result is deemed to comply with average limit.
3. Peak: Peak detector.
4. AVG: VBW=1/Ton, where: Ton is the transmitting duration.
5. For the transmitting duration, please refer to clause 7.1.
6. Filter losses were only considered in the spurious frequency bands and the authorized band was not corrected for High Pass Filter losses.
7. Proper operation of the transmitter prior to adding the filter to the measurement chain.
8. Since non-restricted band peak emissions are less than the average limit, they also comply with the -27 dBm/MHz (68.2 dBuV/m) limit.
9. All modes have been tested, but only the worst data was recorded in the report.

For Radiate Spurious emission (18 GHz ~ 26 GHz):
Note:
1. Measurement = Reading Level + Correct Factor.
2. If the peak values are less than the average limit of 54 dBuV/m, the average result is deemed to comply with average limit.
3. Peak: Peak detector.
4. All modes have been tested, but only the worst data was recorded in the report.

For Radiate Spurious emission (26 GHz ~ 40 GHz):
Note:
1. Measurement = Reading Level + Correct Factor.
2. If the peak values are less than the average limit of 54 dBuV/m, the average result is deemed to comply with average limit.
3. Peak: Peak detector.
4. All modes have been tested, but only the worst data was recorded in the report.

This report shall not be reproduced except in full, without the written approval of UL Verification Services (Guangzhou) Co., Ltd, Song Shan Lake Branch.

TEST SETUP

Below 30 MHz

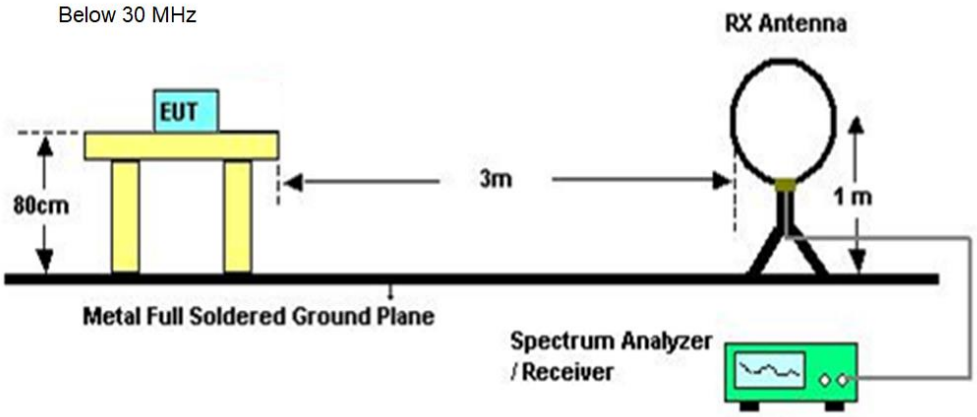

Below 1 GHz and above 30 MHz

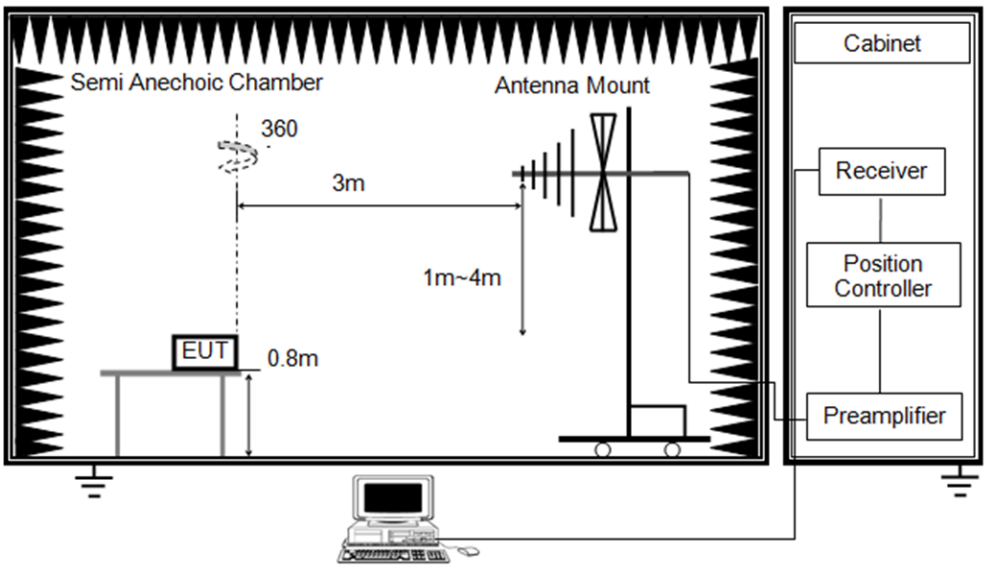

Above 1 GHz

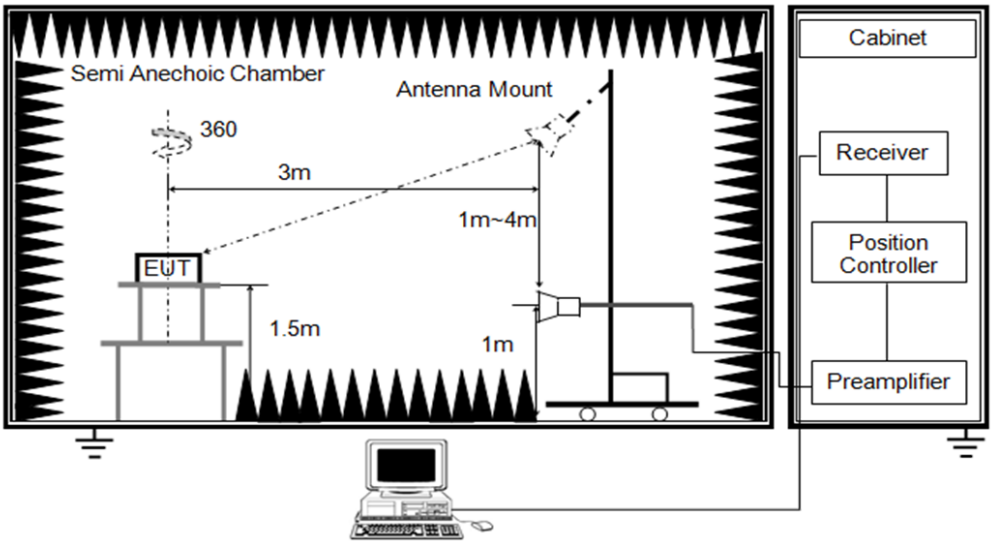

This report shall not be reproduced except in full, without the written approval of UL Verification Services (Guangzhou) Co., Ltd, Song Shan Lake Branch.

TEST ENVIRONMENT

Temperature	21.8℃	Relative Humidity	60.5%
Atmosphere Pressure	101kPa	Test Voltage	

TEST RESULTS

This report shall not be reproduced except in full, without the written approval of UL Verification Services (Guangzhou) Co., Ltd, Song Shan Lake Branch.

8.1. RESTRICTED BANDEDGE

Test Mode:	SRD 10MHz PK	Frequency(MHz):	5157
Polarity:	Vertical	Test Voltage:	DC 14.76V

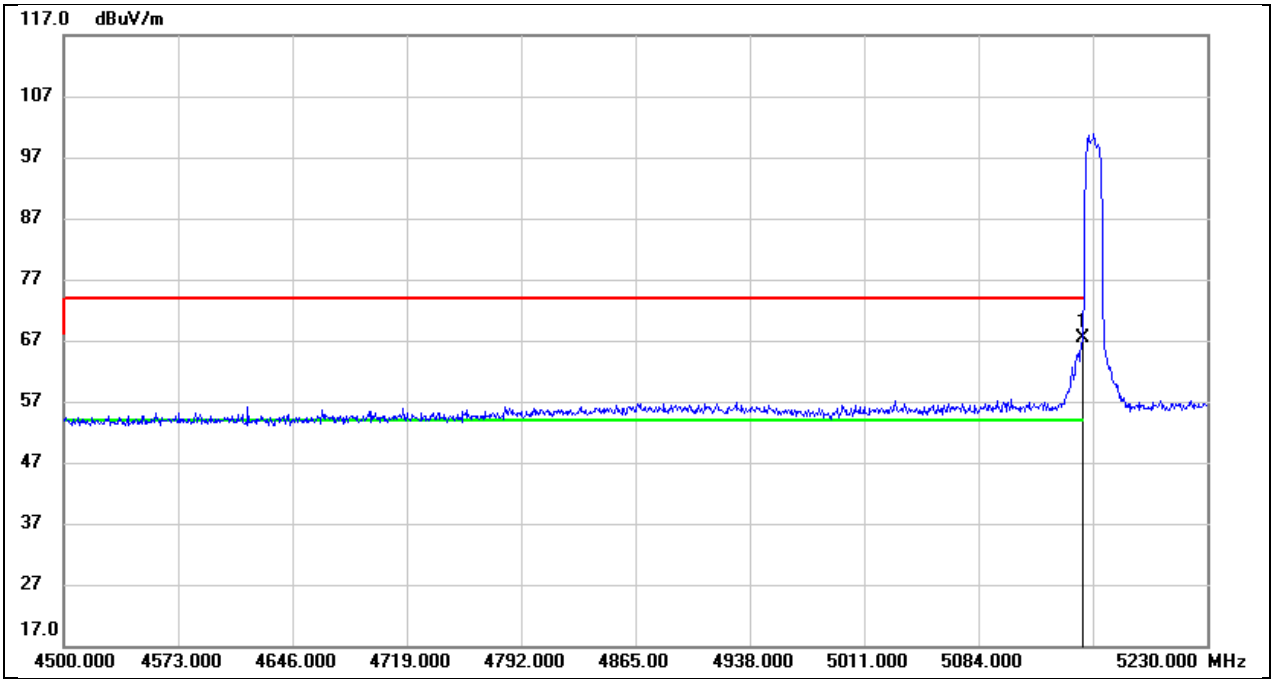

No.	Frequency (MHz)	Reading (dBuV)	Correct (dB/m)	Result (dBuV/m)	Limit (dBuV/m)	Margin (dB)	Remark
1	5150.000	27.25	40.21	67.46	74.00	-6.54	peak

This report shall not be reproduced except in full, without the written approval of UL Verification Services (Guangzhou) Co., Ltd, Song Shan Lake Branch.

Test Mode:	SRD 10MHz AV	Frequency(MHz):	5157
Polarity:	Vertical	Test Voltage:	DC 14.76V

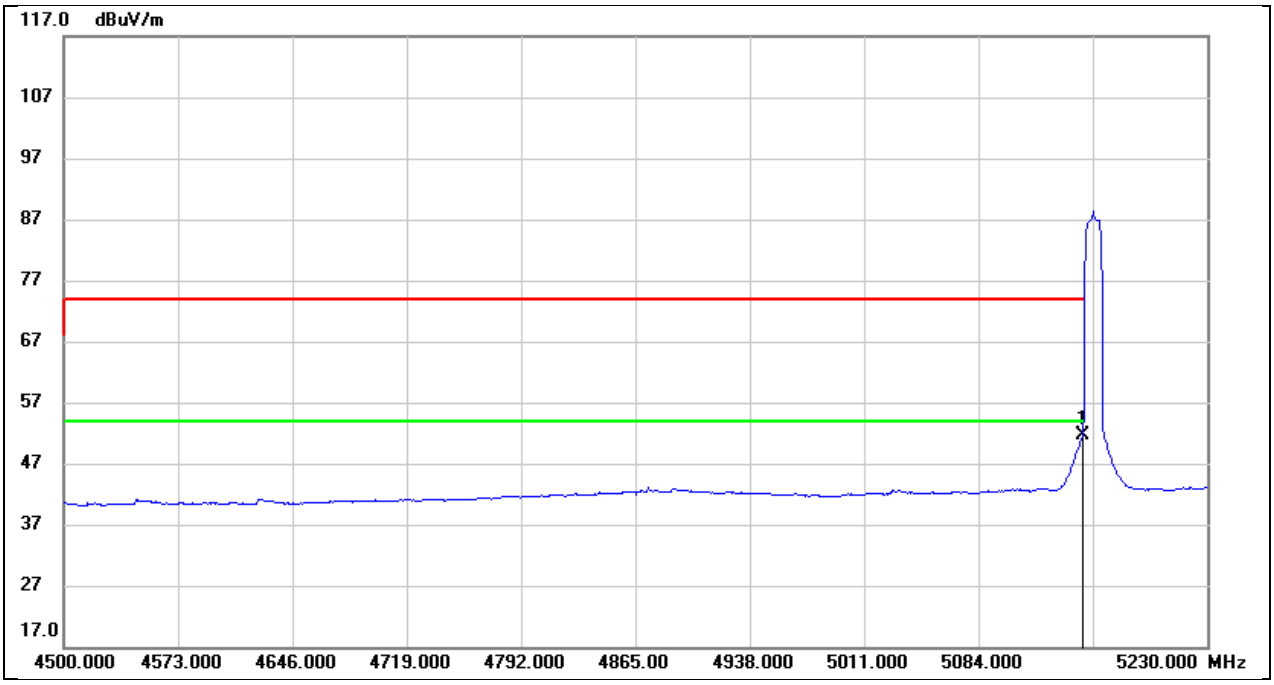

No.	Frequency (MHz)	Reading (dBuV)	Correct (dB/m)	Result (dBuV/m)	Limit (dBuV/m)	Margin (dB)	Remark
1	5150.000	11.30	40.21	51.51	54.00	-2.49	AVG

This report shall not be reproduced except in full, without the written approval of UL Verification Services (Guangzhou) Co., Ltd, Song Shan Lake Branch.

Test Mode:	SRD 10MHz PK	Frequency(MHz):	5158
Polarity:	Vertical	Test Voltage:	DC 14.76V

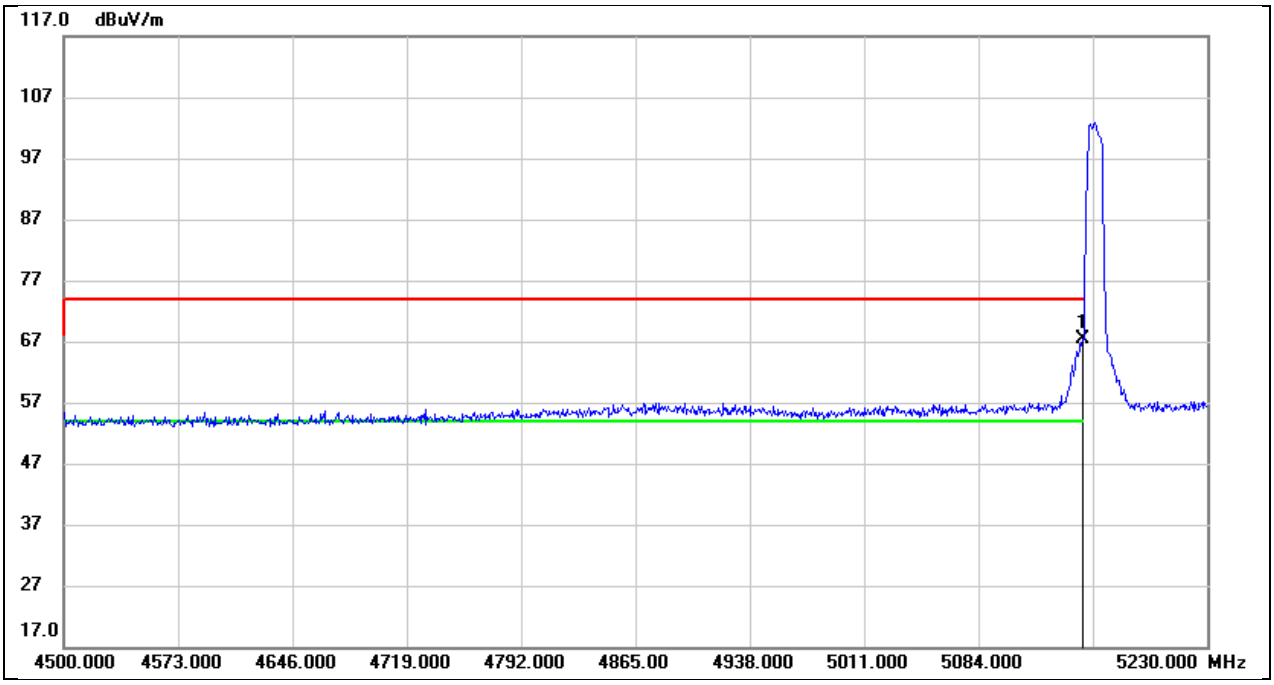

No.	Frequency (MHz)	Reading (dBuV)	Correct (dB/m)	Result (dBuV/m)	Limit (dBuV/m)	Margin (dB)	Remark
1	5150.000	27.07	40.21	67.28	74.00	-6.72	peak

This report shall not be reproduced except in full, without the written approval of UL Verification Services (Guangzhou) Co., Ltd, Song Shan Lake Branch.

Test Mode:	SRD 10MHz AV	Frequency(MHz):	5158
Polarity:	Vertical	Test Voltage:	DC 14.76V

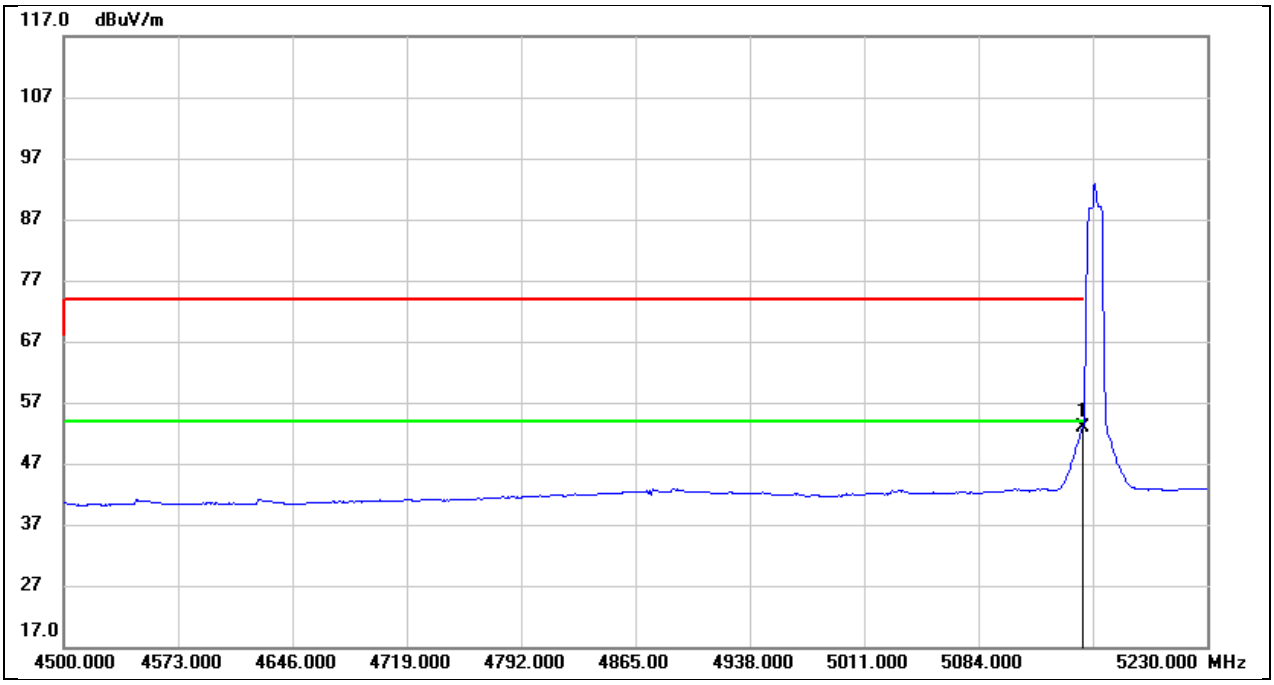

No.	Frequency (MHz)	Reading (dBuV)	Correct (dB/m)	Result (dBuV/m)	Limit (dBuV/m)	Margin (dB)	Remark
1	5150.000	12.64	40.21	52.85	54.00	-1.15	AVG

This report shall not be reproduced except in full, without the written approval of UL Verification Services (Guangzhou) Co., Ltd, Song Shan Lake Branch.

Test Mode:	SRD 10MHz PK	Frequency(MHz):	5159
Polarity:	Vertical	Test Voltage:	DC 14.76V

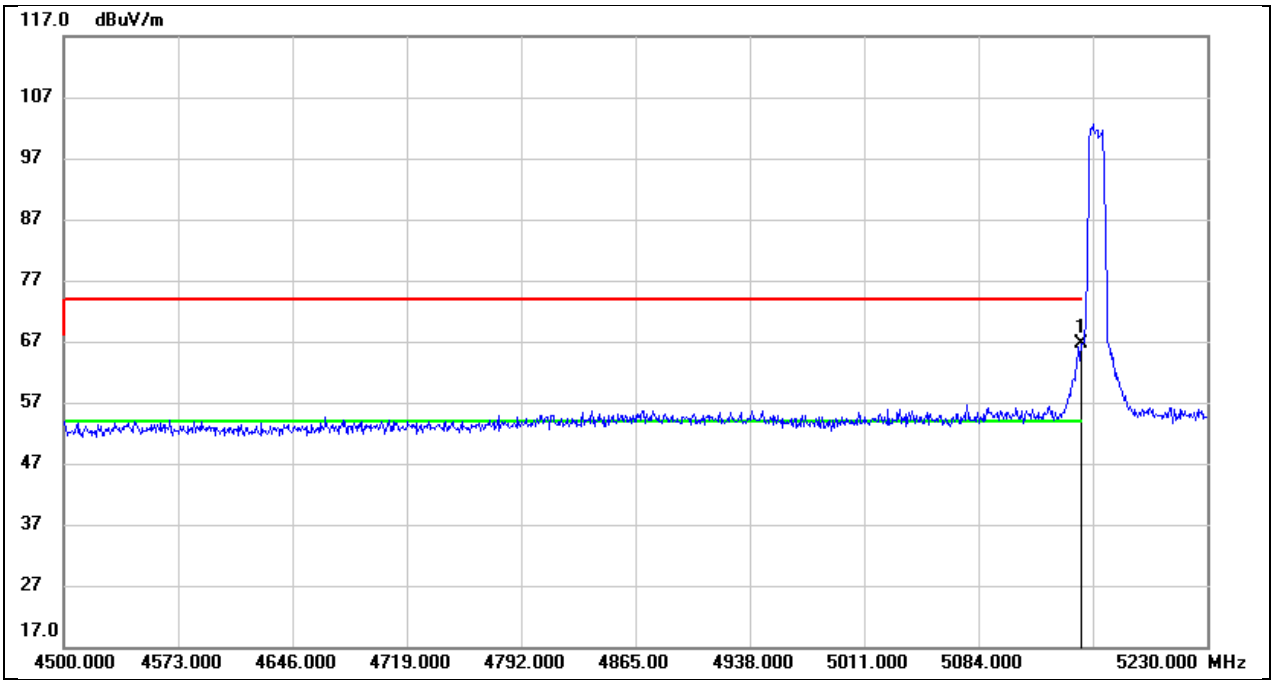

No.	Frequency (MHz)	Reading (dBuV)	Correct (dB/m)	Result (dBuV/m)	Limit (dBuV/m)	Margin (dB)	Remark
1	5150.000	26.31	40.21	66.52	74.00	-7.48	peak

This report shall not be reproduced except in full, without the written approval of UL Verification Services (Guangzhou) Co., Ltd, Song Shan Lake Branch.

Test Mode:	SRD 10MHz AV	Frequency(MHz):	5159
Polarity:	Vertical	Test Voltage:	DC 14.76V

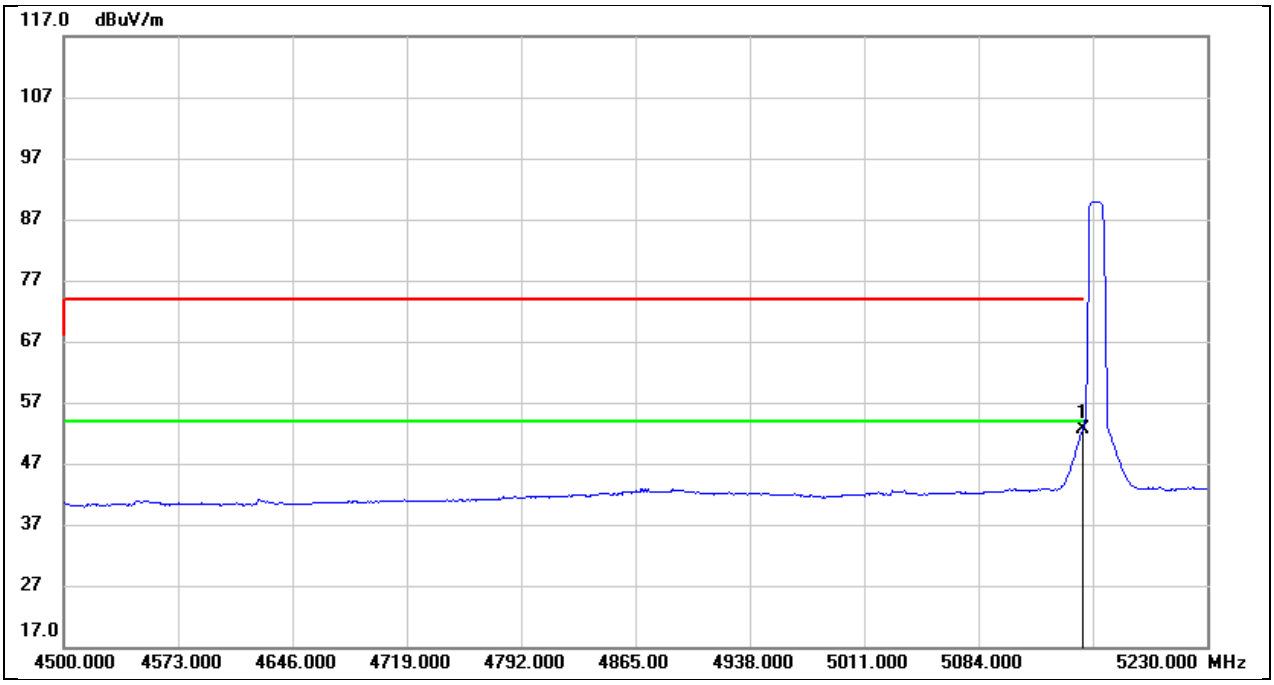

No.	Frequency (MHz)	Reading (dBuV)	Correct (dB/m)	Result (dBuV/m)	Limit (dBuV/m)	Margin (dB)	Remark
1	5150.000	12.36	40.21	52.57	54.00	-1.43	AVG

This report shall not be reproduced except in full, without the written approval of UL Verification Services (Guangzhou) Co., Ltd, Song Shan Lake Branch.

Test Mode:	SRD 10MHz PK	Frequency(MHz):	5160
Polarity:	Vertical	Test Voltage:	DC 14.76V

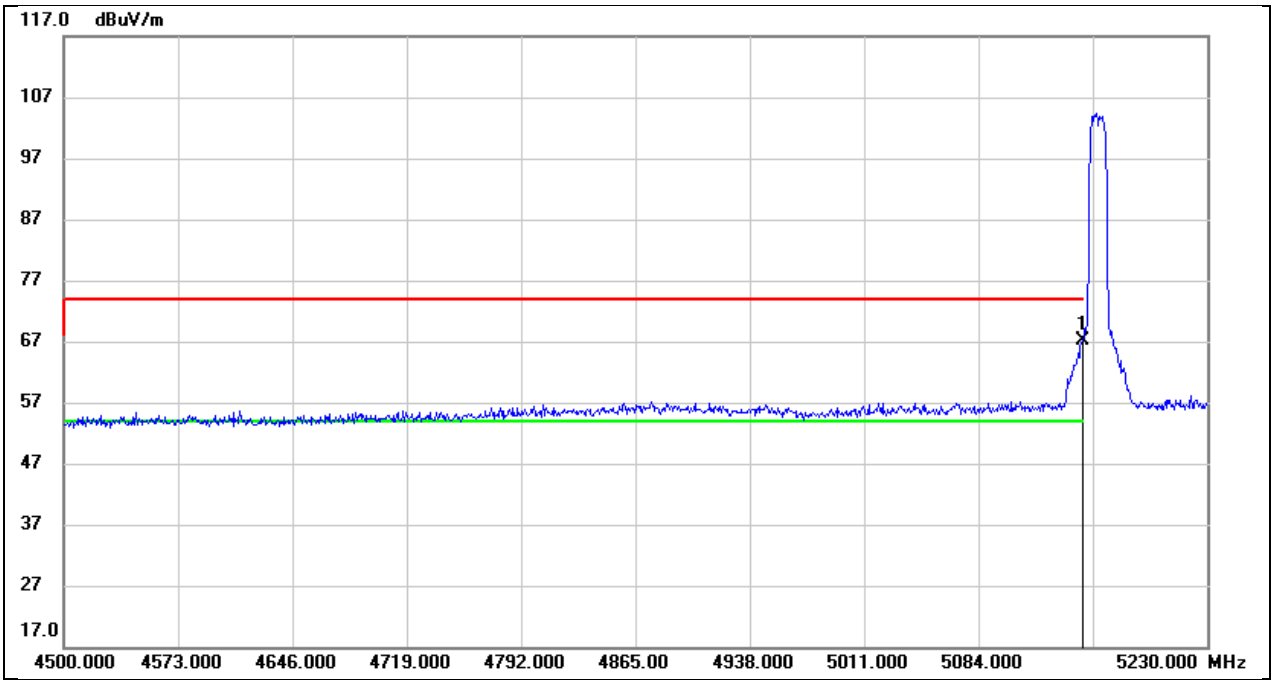

No.	Frequency (MHz)	Reading (dBuV)	Correct (dB/m)	Result (dBuV/m)	Limit (dBuV/m)	Margin (dB)	Remark
1	5150.000	27.03	40.21	67.24	74.00	-6.76	peak

This report shall not be reproduced except in full, without the written approval of UL Verification Services (Guangzhou) Co., Ltd, Song Shan Lake Branch.

Test Mode:	SRD 10MHz AV	Frequency(MHz):	5160
Polarity:	Vertical	Test Voltage:	DC 14.76V

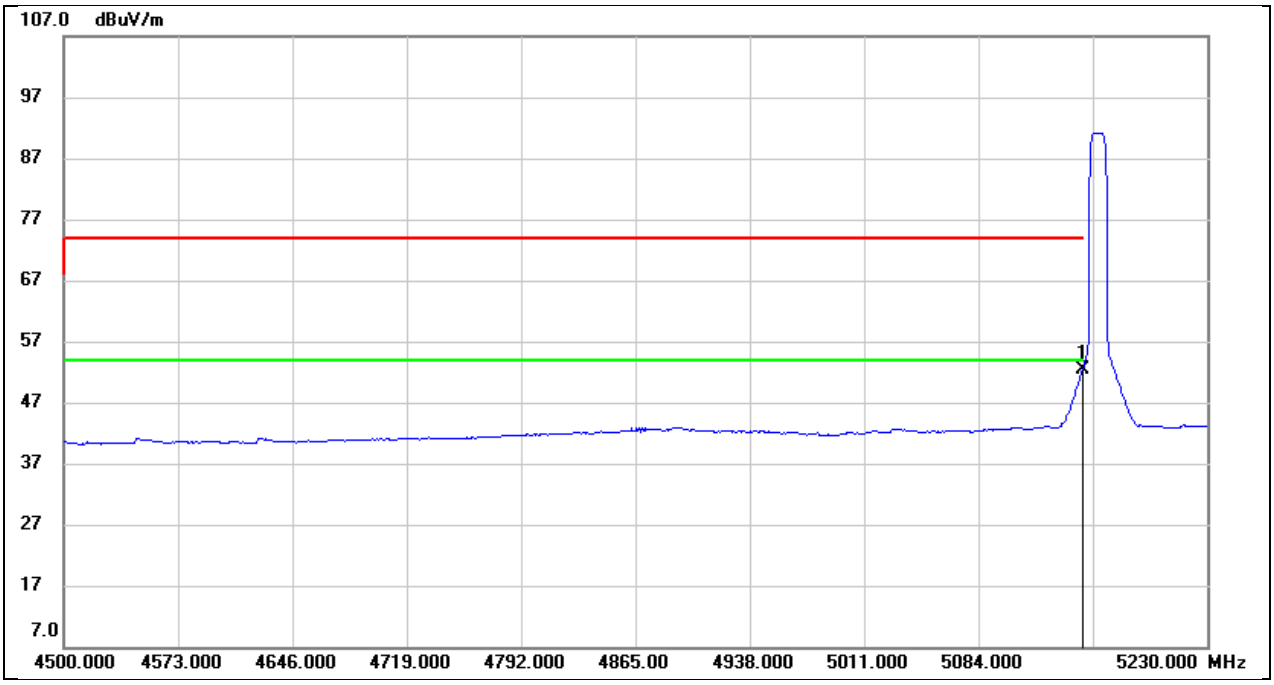

No.	Frequency (MHz)	Reading (dBuV)	Correct (dB/m)	Result (dBuV/m)	Limit (dBuV/m)	Margin (dB)	Remark
1	5150.000	12.21	40.21	52.42	54.00	-1.58	AVG

This report shall not be reproduced except in full, without the written approval of UL Verification Services (Guangzhou) Co., Ltd, Song Shan Lake Branch.

Test Mode:	SRD 10MHz PK	Frequency(MHz):	5161
Polarity:	Vertical	Test Voltage:	DC 14.76V

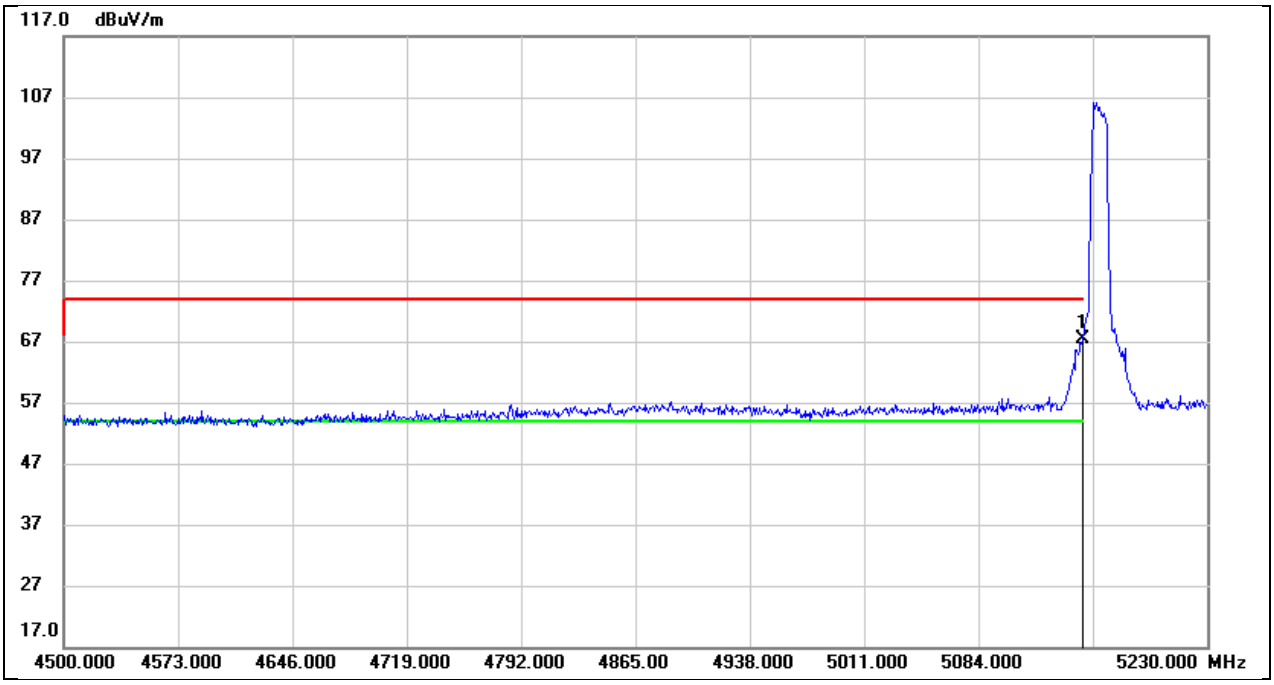

No.	Frequency (MHz)	Reading (dBuV)	Correct (dB/m)	Result (dBuV/m)	Limit (dBuV/m)	Margin (dB)	Remark
1	5150.000	27.08	40.21	67.29	74.00	-6.71	peak

This report shall not be reproduced except in full, without the written approval of UL Verification Services (Guangzhou) Co., Ltd, Song Shan Lake Branch.

Test Mode:	SRD 10MHz AV	Frequency(MHz):	5161
Polarity:	Vertical	Test Voltage:	DC 14.76V

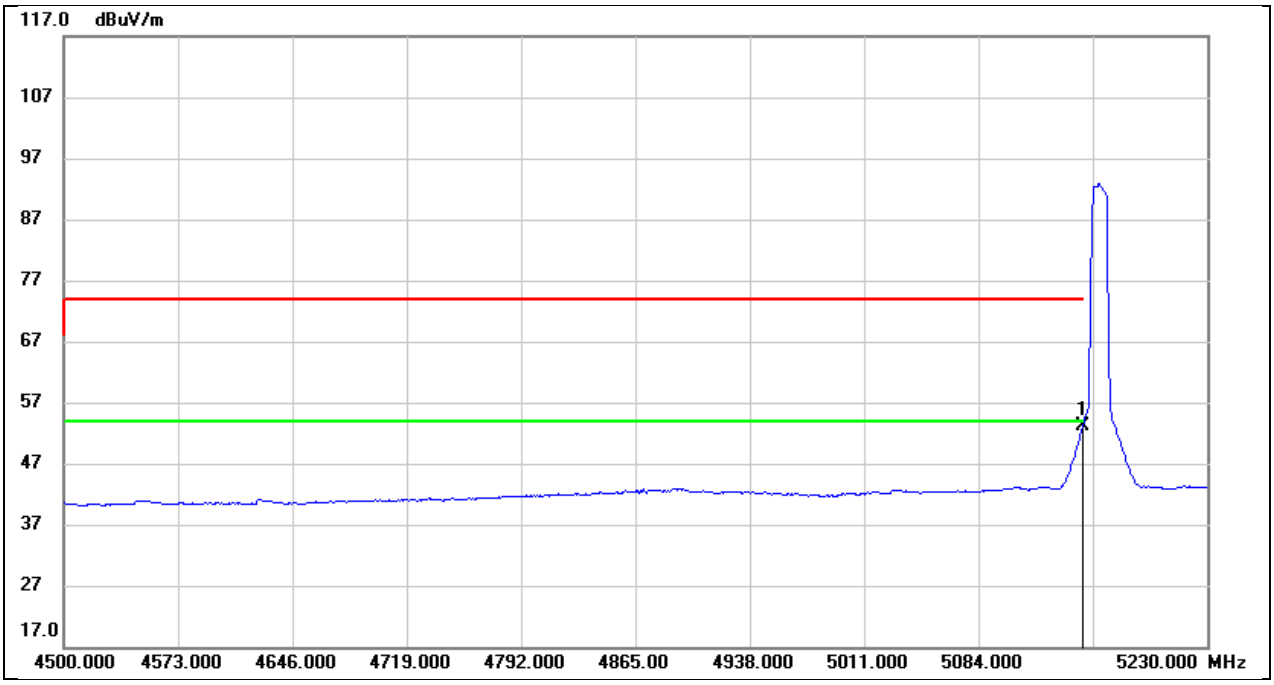

No.	Frequency (MHz)	Reading (dBuV)	Correct (dB/m)	Result (dBuV/m)	Limit (dBuV/m)	Margin (dB)	Remark
1	5150.000	12.87	40.21	53.08	54.00	-0.92	AVG

This report shall not be reproduced except in full, without the written approval of UL Verification Services (Guangzhou) Co., Ltd, Song Shan Lake Branch.

Test Mode:	SRD 10MHz PK	Frequency(MHz):	5162
Polarity:	Vertical	Test Voltage:	DC 14.76V

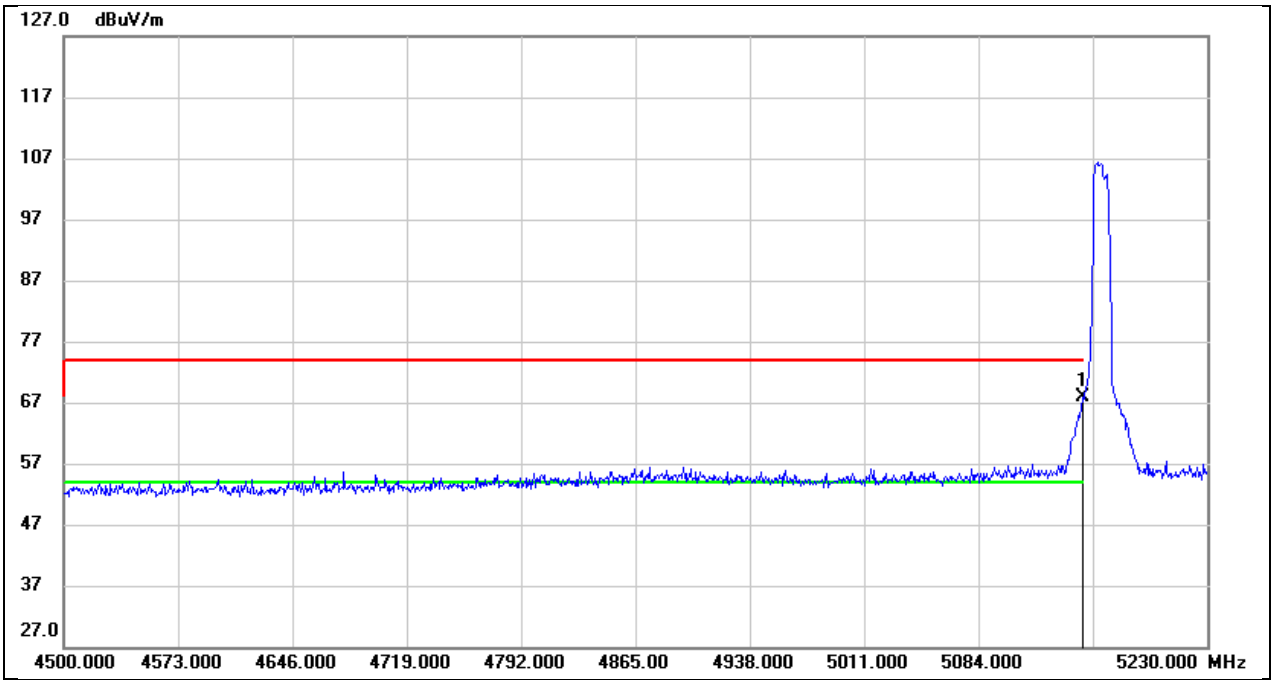

No.	Frequency (MHz)	Reading (dBuV)	Correct (dB/m)	Result (dBuV/m)	Limit (dBuV/m)	Margin (dB)	Remark
1	5150.000	27.67	40.21	67.88	74.00	-6.12	peak

This report shall not be reproduced except in full, without the written approval of UL Verification Services (Guangzhou) Co., Ltd, Song Shan Lake Branch.

Test Mode:	SRD 10MHz AV	Frequency(MHz):	5162
Polarity:	Vertical	Test Voltage:	DC 14.76V

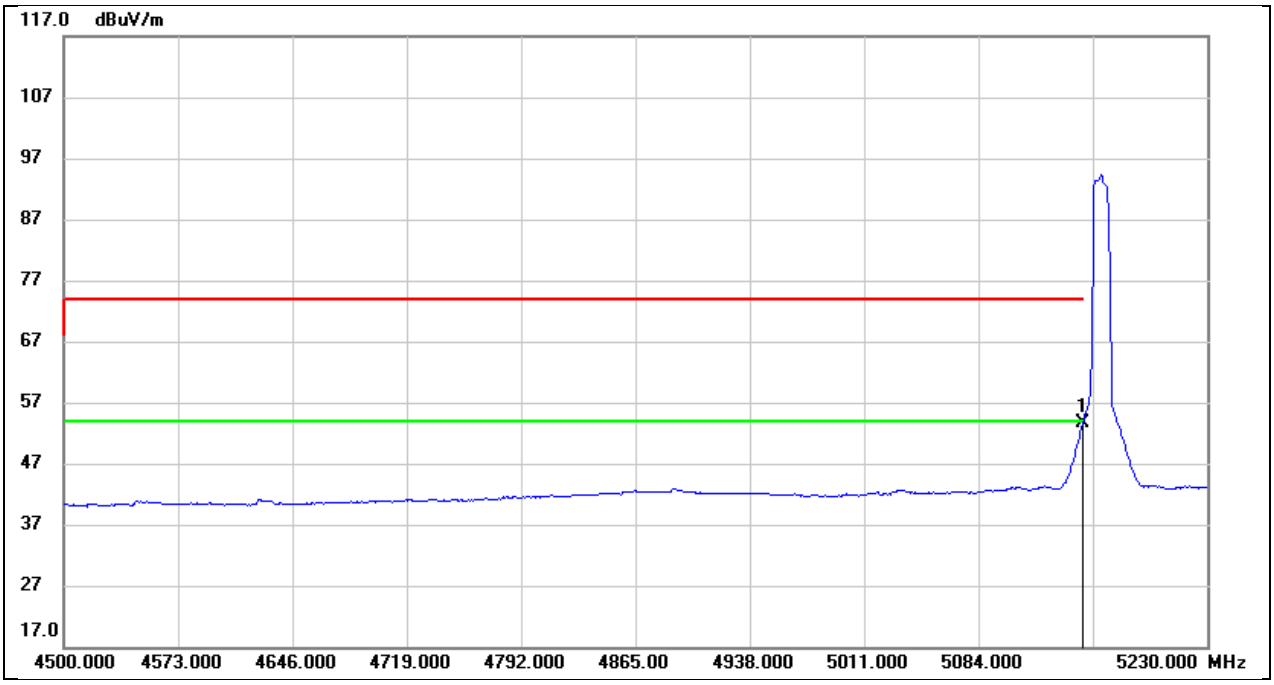

No.	Frequency (MHz)	Reading (dBuV)	Correct (dB/m)	Result (dBuV/m)	Limit (dBuV/m)	Margin (dB)	Remark
1	5150.000	13.36	40.21	53.57	54.00	-0.43	AVG

This report shall not be reproduced except in full, without the written approval of UL Verification Services (Guangzhou) Co., Ltd, Song Shan Lake Branch.

Test Mode:	SRD 10MHz PK	Frequency(MHz):	5163
Polarity:	Vertical	Test Voltage:	DC 14.76V

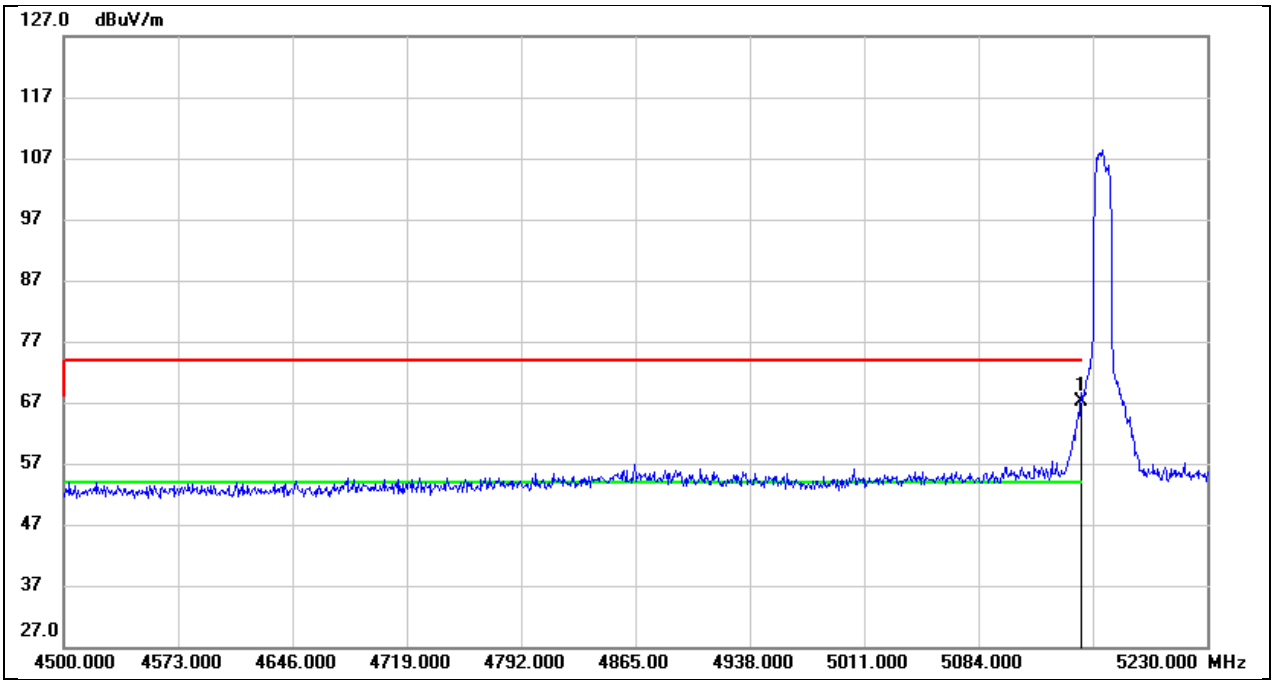

No.	Frequency (MHz)	Reading (dBuV)	Correct (dB/m)	Result (dBuV/m)	Limit (dBuV/m)	Margin (dB)	Remark
1	5150.000	26.90	40.21	67.11	74.00	-6.89	peak

This report shall not be reproduced except in full, without the written approval of UL Verification Services (Guangzhou) Co., Ltd, Song Shan Lake Branch.

Test Mode:	SRD 10MHz AV	Frequency(MHz):	5163
Polarity:	Vertical	Test Voltage:	DC 14.76V

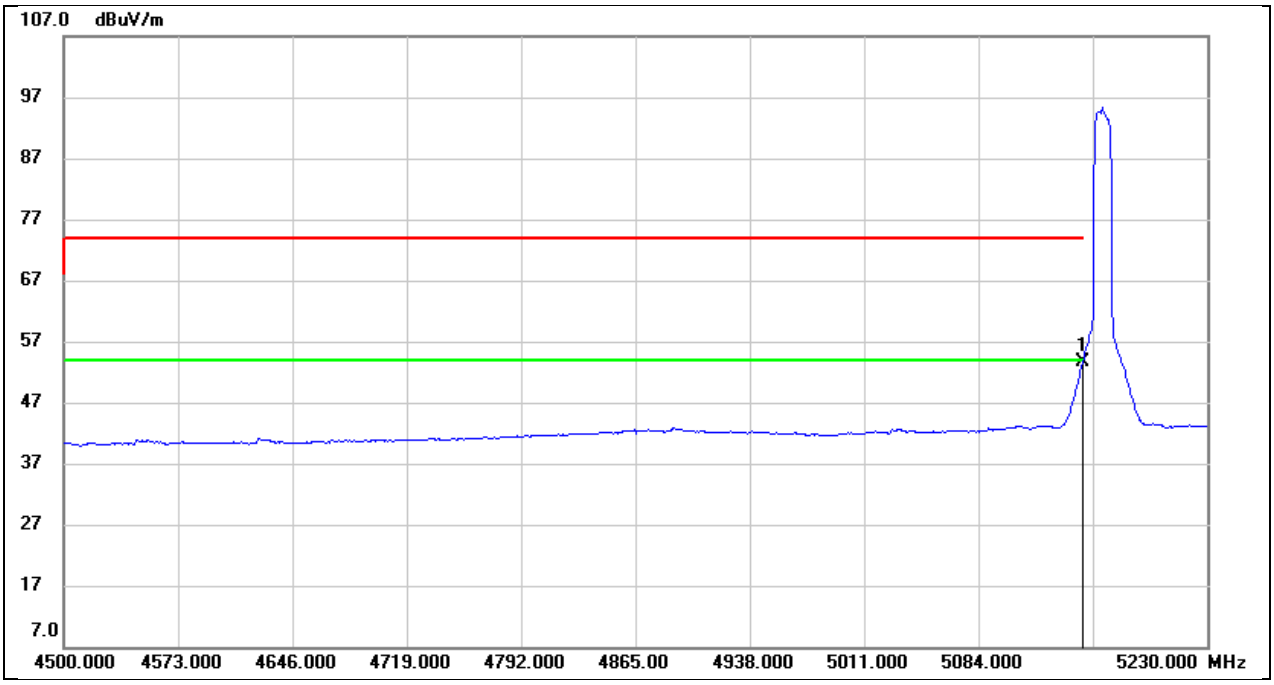

No.	Frequency (MHz)	Reading (dBuV)	Correct (dB/m)	Result (dBuV/m)	Limit (dBuV/m)	Margin (dB)	Remark
1	5150.000	13.35	40.21	53.56	54.00	-0.44	AVG

This report shall not be reproduced except in full, without the written approval of UL Verification Services (Guangzhou) Co., Ltd, Song Shan Lake Branch.

Test Mode:	SRD 10MHz PK	Frequency(MHz):	5165
Polarity:	Vertical	Test Voltage:	DC 14.76V

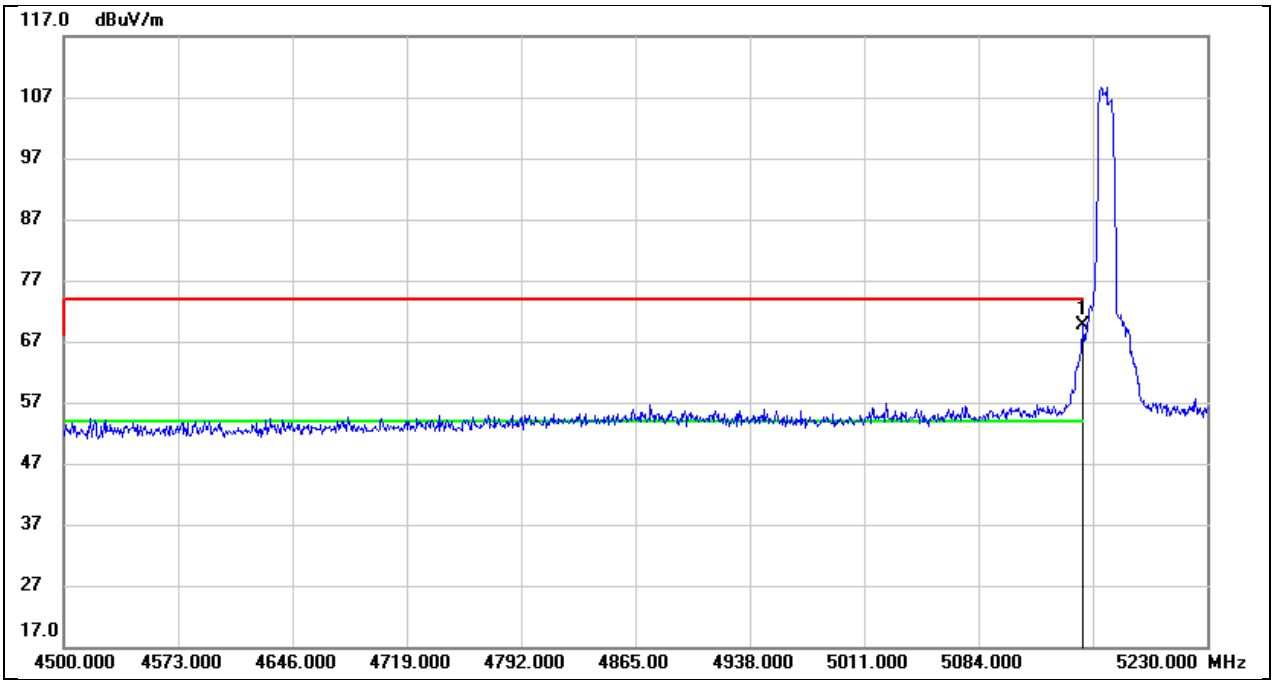

No.	Frequency (MHz)	Reading (dBuV)	Correct (dB/m)	Result (dBuV/m)	Limit (dBuV/m)	Margin (dB)	Remark
1	5150.000	29.46	40.21	69.67	74.00	-4.33	peak

This report shall not be reproduced except in full, without the written approval of UL Verification Services (Guangzhou) Co., Ltd, Song Shan Lake Branch.

Test Mode:	SRD 10MHz AV	Frequency(MHz):	5165
Polarity:	Vertical	Test Voltage:	DC 14.76V

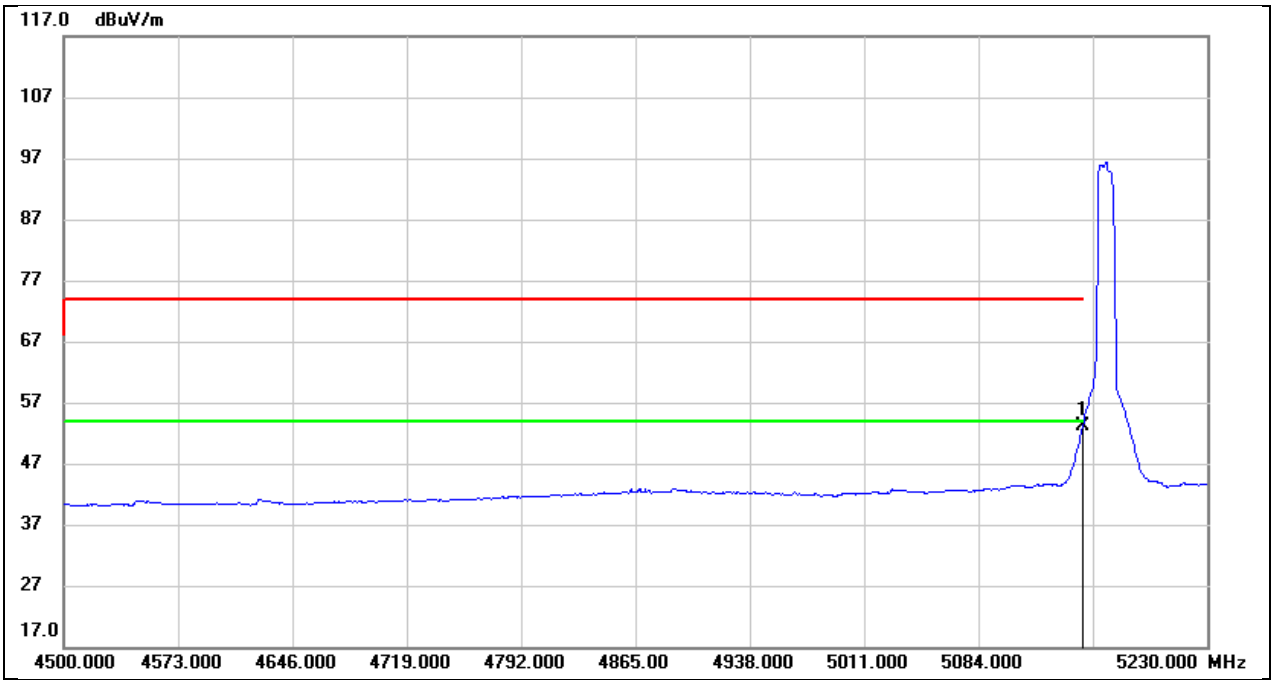

No.	Frequency (MHz)	Reading (dBuV)	Correct (dB/m)	Result (dBuV/m)	Limit (dBuV/m)	Margin (dB)	Remark
1	5150.000	12.89	40.21	53.10	54.00	-0.90	AVG

This report shall not be reproduced except in full, without the written approval of UL Verification Services (Guangzhou) Co., Ltd, Song Shan Lake Branch.

Test Mode:	SRD 10MHz PK	Frequency(MHz):	5166
Polarity:	Vertical	Test Voltage:	DC 14.76V

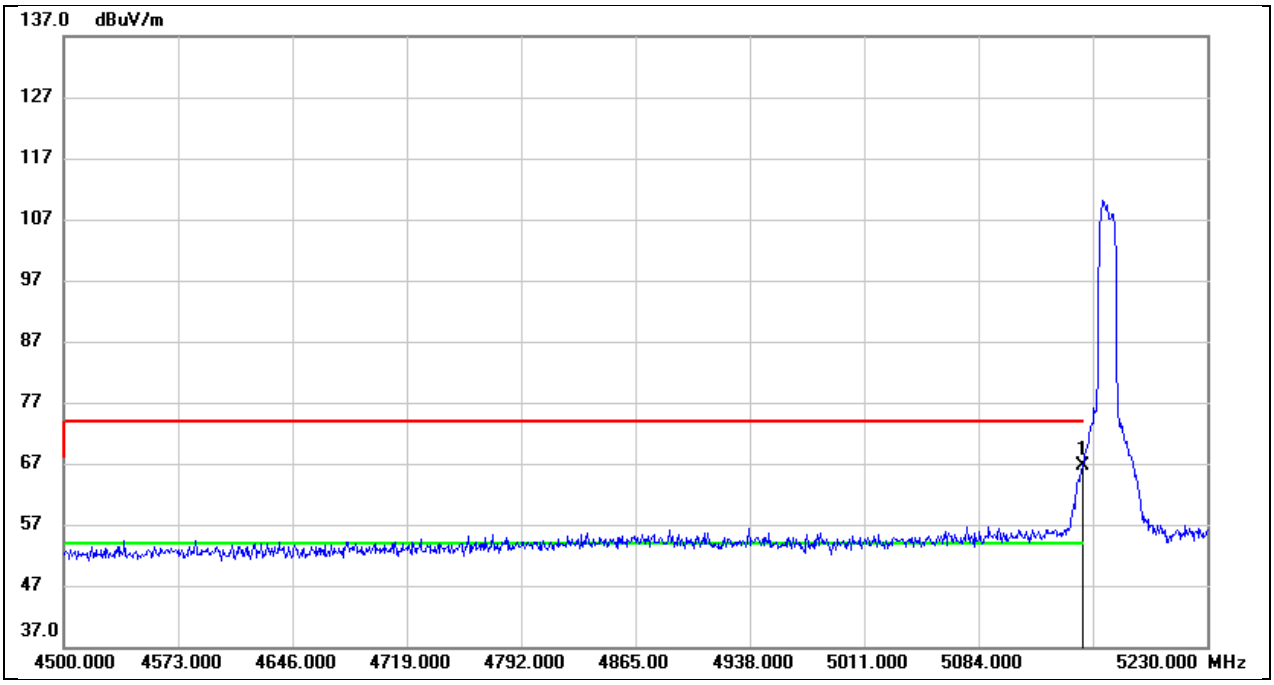

No.	Frequency (MHz)	Reading (dBuV)	Correct (dB/m)	Result (dBuV/m)	Limit (dBuV/m)	Margin (dB)	Remark
1	5150.000	26.41	40.21	66.62	74.00	-7.38	peak

This report shall not be reproduced except in full, without the written approval of UL Verification Services (Guangzhou) Co., Ltd, Song Shan Lake Branch.

Test Mode:	SRD 10MHz AV	Frequency(MHz):	5166
Polarity:	Vertical	Test Voltage:	DC 14.76V

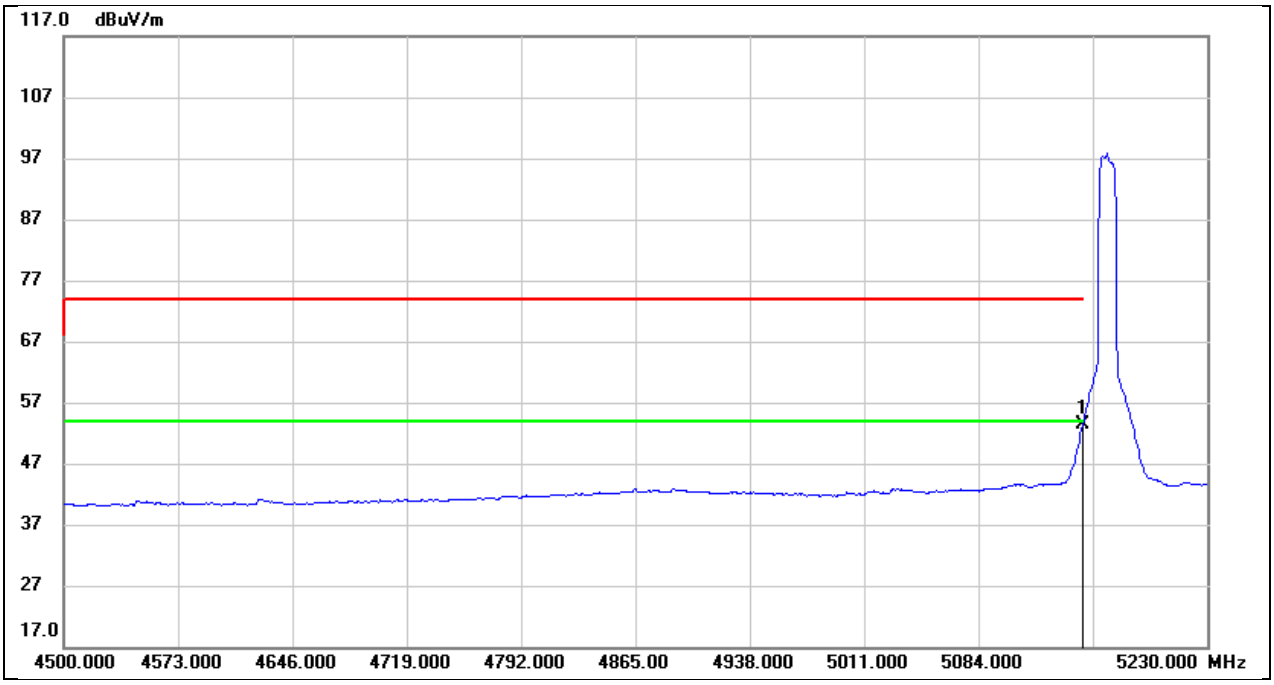

No.	Frequency (MHz)	Reading (dBuV)	Correct (dB/m)	Result (dBuV/m)	Limit (dBuV/m)	Margin (dB)	Remark
1	5150.000	13.11	40.21	53.32	54.00	-0.68	AVG

This report shall not be reproduced except in full, without the written approval of UL Verification Services (Guangzhou) Co., Ltd, Song Shan Lake Branch.

Test Mode:	SRD 10MHz PK	Frequency(MHz):	5167
Polarity:	Vertical	Test Voltage:	DC 14.76V

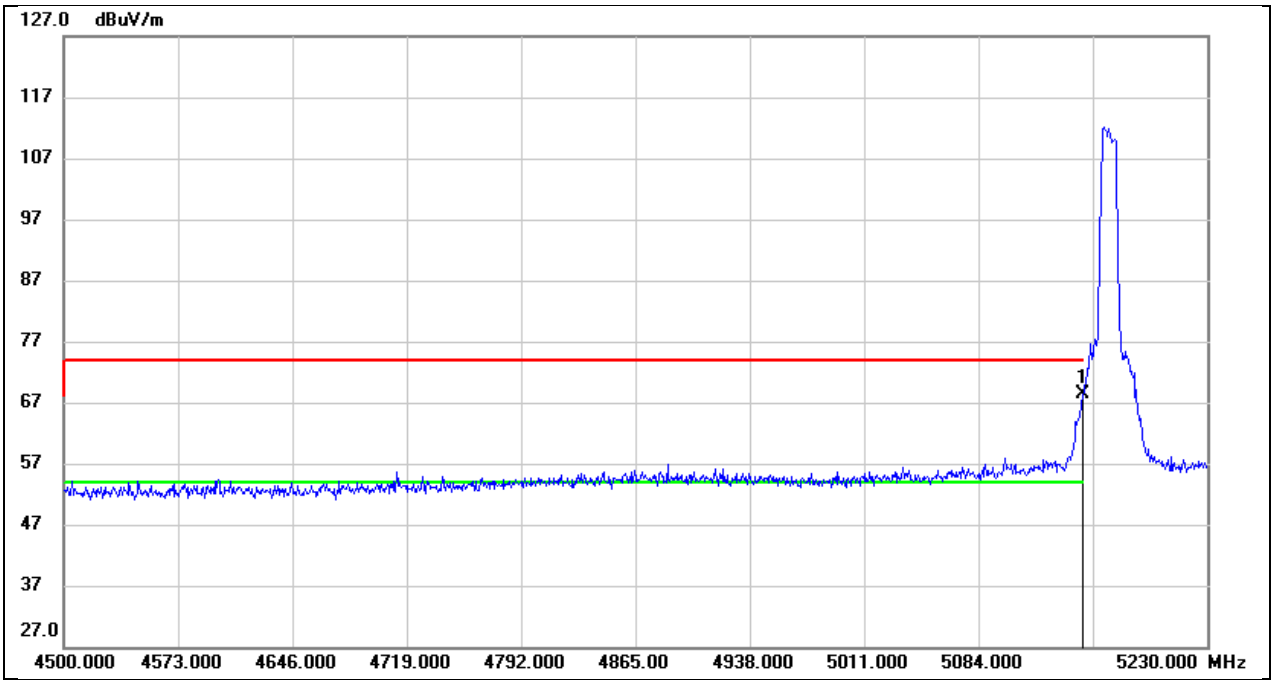

No.	Frequency (MHz)	Reading (dBuV)	Correct (dB/m)	Result (dBuV/m)	Limit (dBuV/m)	Margin (dB)	Remark
1	5150.000	28.28	40.21	68.49	74.00	-5.51	peak

This report shall not be reproduced except in full, without the written approval of UL Verification Services (Guangzhou) Co., Ltd, Song Shan Lake Branch.

Test Mode:	SRD 10MHz AV	Frequency(MHz):	5167
Polarity:	Vertical	Test Voltage:	DC 14.76V

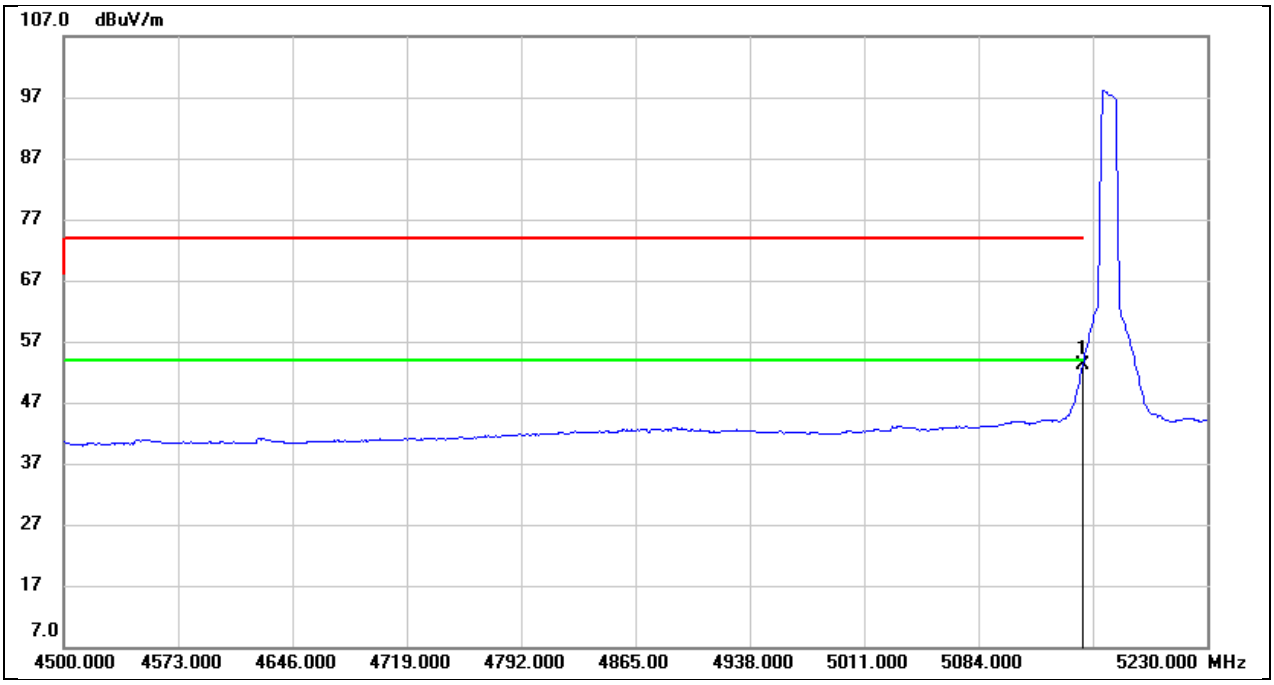

No.	Frequency (MHz)	Reading (dBuV)	Correct (dB/m)	Result (dBuV/m)	Limit (dBuV/m)	Margin (dB)	Remark
1	5150.000	12.82	40.21	53.03	54.00	-0.97	AVG

This report shall not be reproduced except in full, without the written approval of UL Verification Services (Guangzhou) Co., Ltd, Song Shan Lake Branch.

Test Mode:	SRD 10MHz PK	Frequency(MHz):	5168
Polarity:	Vertical	Test Voltage:	DC 14.76V

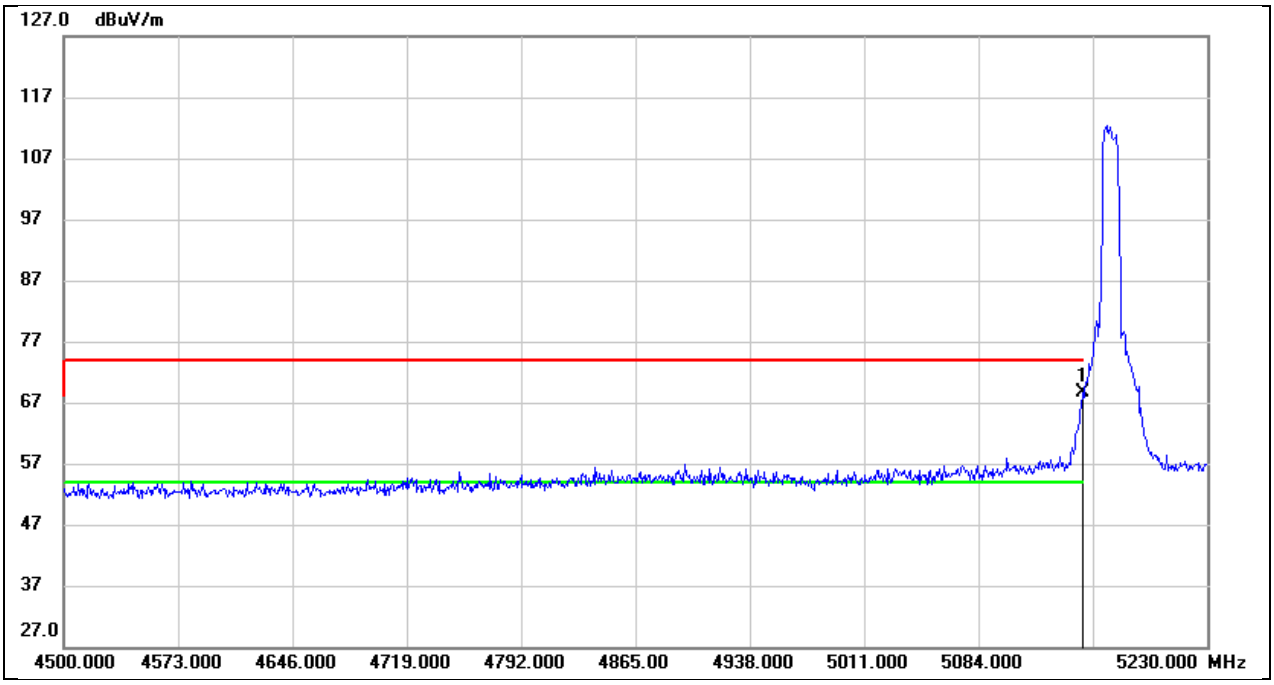

No.	Frequency (MHz)	Reading (dBuV)	Correct (dB/m)	Result (dBuV/m)	Limit (dBuV/m)	Margin (dB)	Remark
1	5150.000	28.43	40.21	68.64	74.00	-5.36	peak

This report shall not be reproduced except in full, without the written approval of UL Verification Services (Guangzhou) Co., Ltd, Song Shan Lake Branch.

Test Mode:	SRD 10MHz AV	Frequency(MHz):	5168
Polarity:	Vertical	Test Voltage:	DC 14.76V

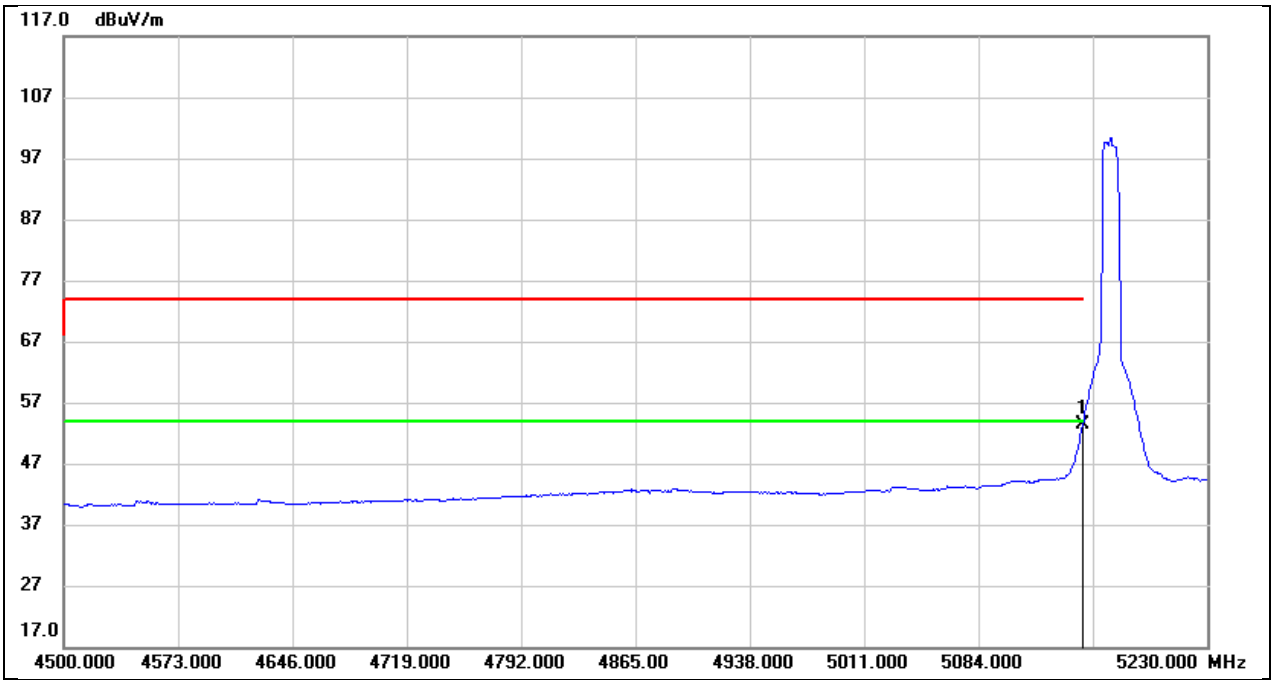

No.	Frequency (MHz)	Reading (dBuV)	Correct (dB/m)	Result (dBuV/m)	Limit (dBuV/m)	Margin (dB)	Remark
1	5150.000	13.26	40.21	53.47	54.00	-0.53	AVG

This report shall not be reproduced except in full, without the written approval of UL Verification Services (Guangzhou) Co., Ltd, Song Shan Lake Branch.

Test Mode:	SRD 10MHz PK	Frequency(MHz):	5169
Polarity:	Vertical	Test Voltage:	DC 14.76V

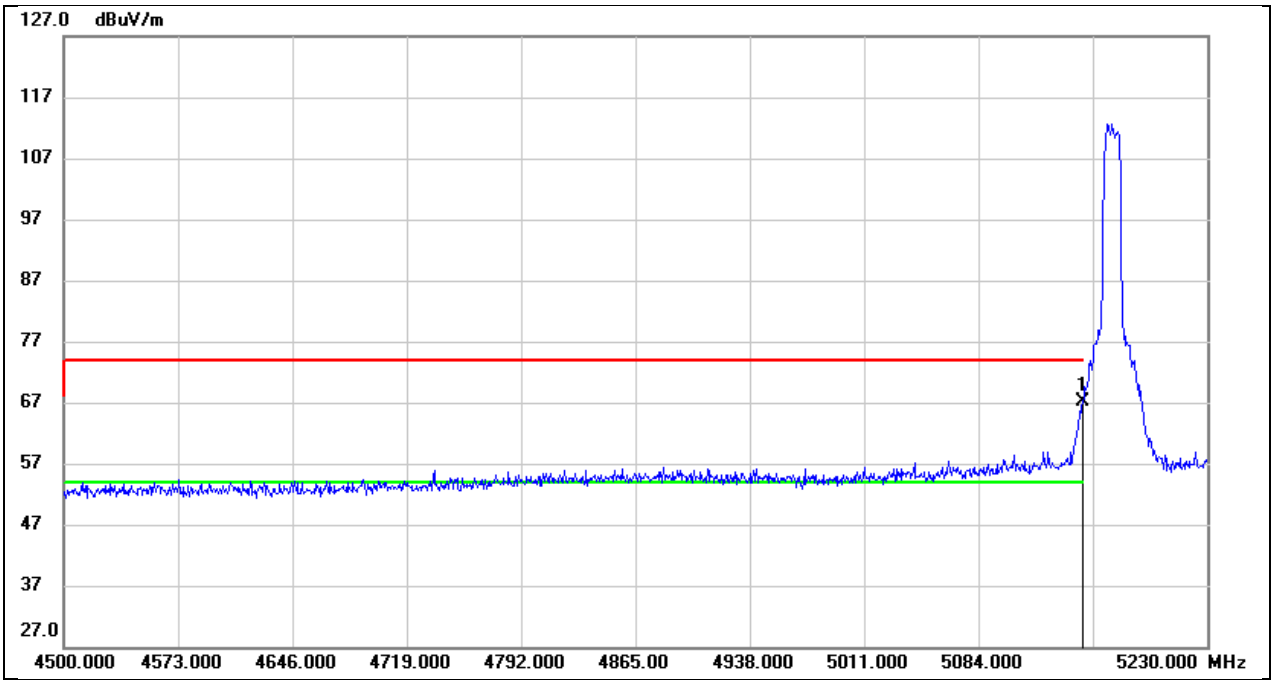

No.	Frequency (MHz)	Reading (dBuV)	Correct (dB/m)	Result (dBuV/m)	Limit (dBuV/m)	Margin (dB)	Remark
1	5150.000	26.93	40.21	67.14	74.00	-6.86	peak

This report shall not be reproduced except in full, without the written approval of UL Verification Services (Guangzhou) Co., Ltd, Song Shan Lake Branch.

Test Mode:	SRD 10MHz AV	Frequency(MHz):	5169
Polarity:	Vertical	Test Voltage:	DC 14.76V

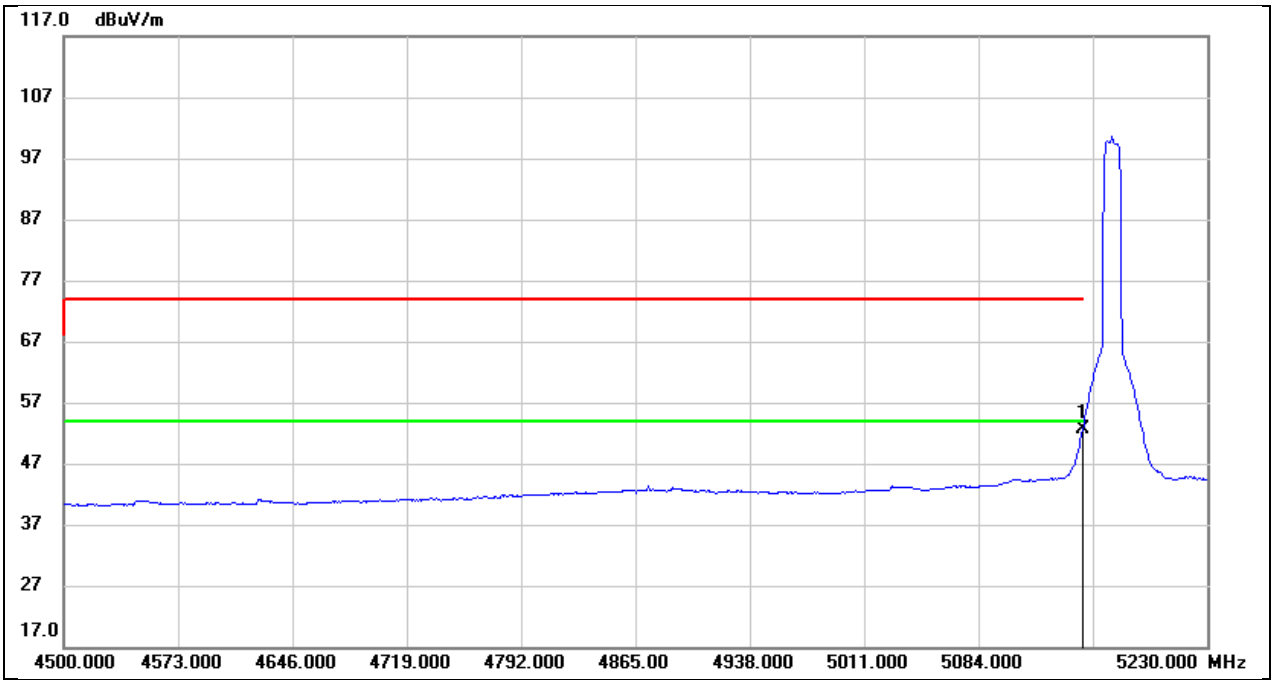

No.	Frequency (MHz)	Reading (dBuV)	Correct (dB/m)	Result (dBuV/m)	Limit (dBuV/m)	Margin (dB)	Remark
1	5150.000	12.40	40.21	52.61	54.00	-1.39	AVG

This report shall not be reproduced except in full, without the written approval of UL Verification Services (Guangzhou) Co., Ltd, Song Shan Lake Branch.

Test Mode:	SRD 10MHz PK	Frequency(MHz):	5170
Polarity:	Vertical	Test Voltage:	DC 14.76V

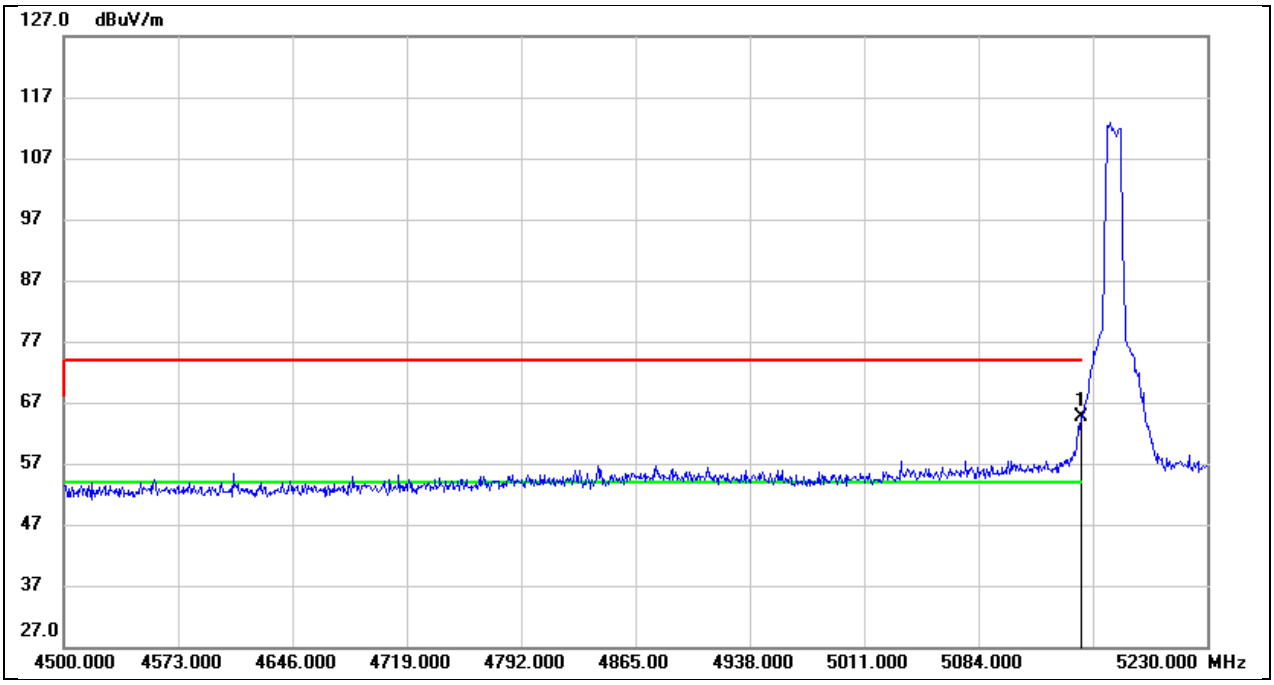

No.	Frequency (MHz)	Reading (dBuV)	Correct (dB/m)	Result (dBuV/m)	Limit (dBuV/m)	Margin (dB)	Remark
1	5150.000	24.44	40.21	64.65	74.00	-9.35	peak

This report shall not be reproduced except in full, without the written approval of UL Verification Services (Guangzhou) Co., Ltd, Song Shan Lake Branch.

Test Mode:	SRD 10MHz AV	Frequency(MHz):	5170
Polarity:	Vertical	Test Voltage:	DC 14.76V

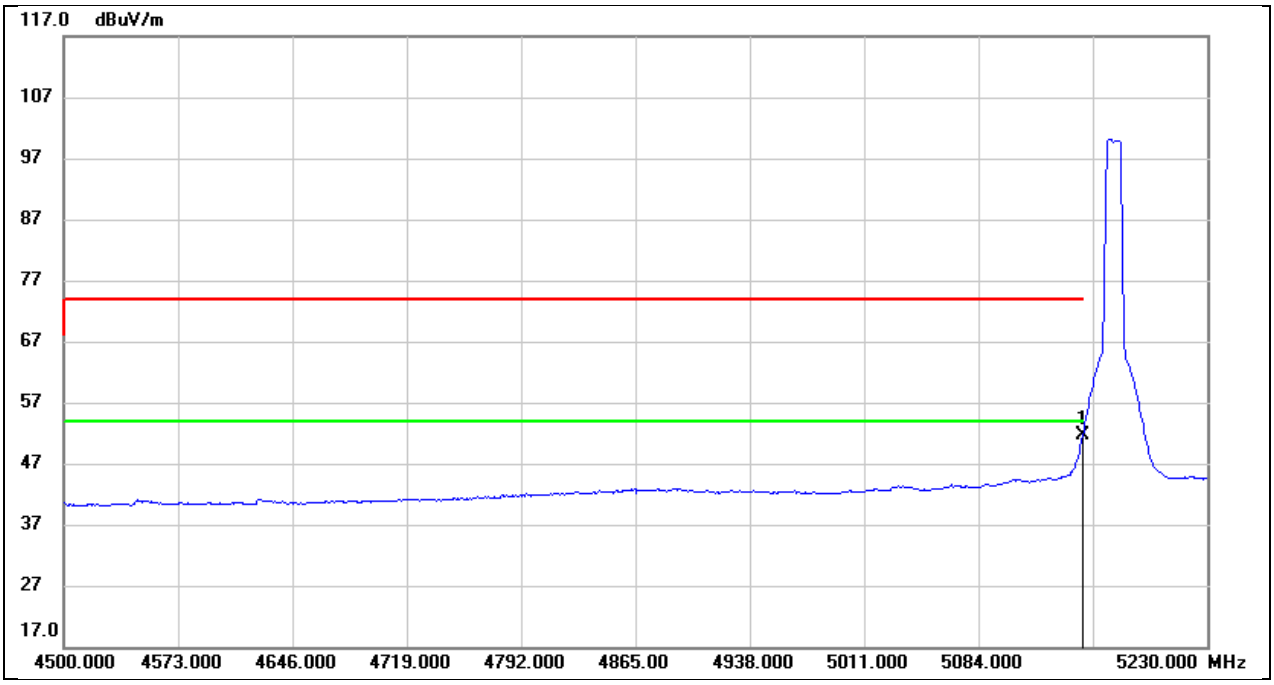

No.	Frequency (MHz)	Reading (dBuV)	Correct (dB/m)	Result (dBuV/m)	Limit (dBuV/m)	Margin (dB)	Remark
1	5150.000	11.35	40.21	51.56	54.00	-2.44	AVG

This report shall not be reproduced except in full, without the written approval of UL Verification Services (Guangzhou) Co., Ltd, Song Shan Lake Branch.

Test Mode:	SRD 10MHz PK	Frequency(MHz):	5171
Polarity:	Vertical	Test Voltage:	DC 14.76V

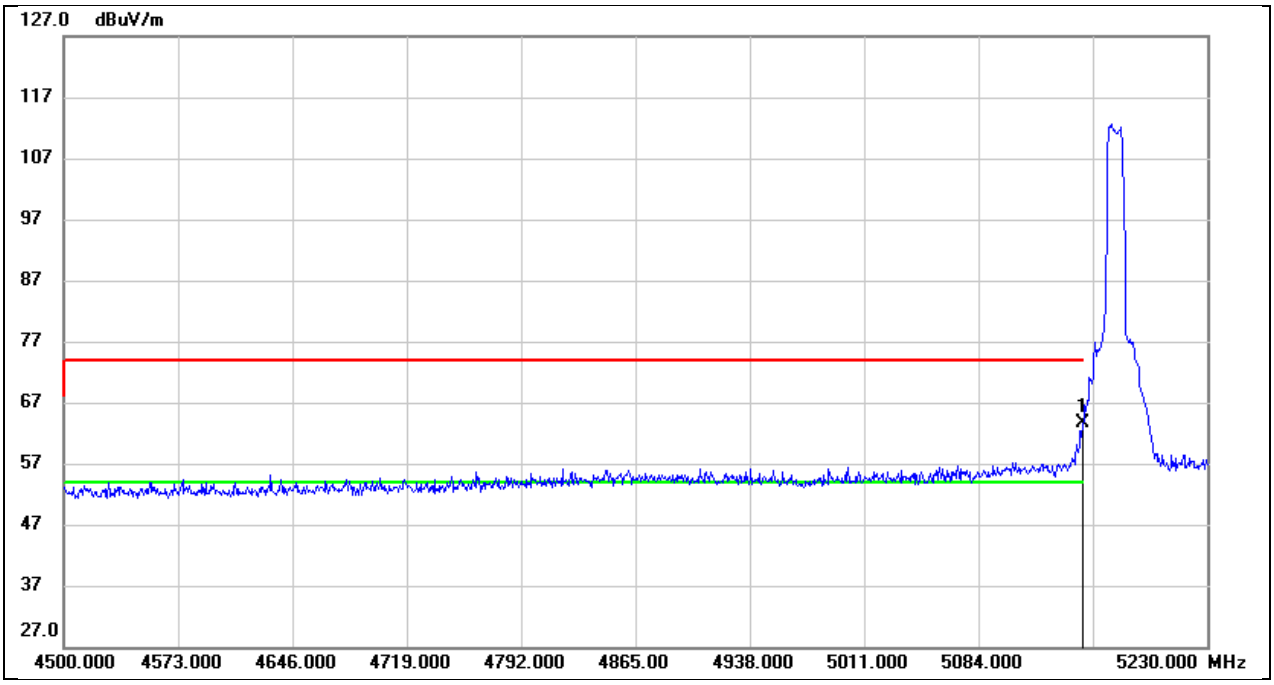

No.	Frequency (MHz)	Reading (dBuV)	Correct (dB/m)	Result (dBuV/m)	Limit (dBuV/m)	Margin (dB)	Remark
1	5150.000	23.37	40.21	63.58	74.00	-10.42	peak

This report shall not be reproduced except in full, without the written approval of UL Verification Services (Guangzhou) Co., Ltd, Song Shan Lake Branch.

Test Mode:	SRD 10MHz AV	Frequency(MHz):	5171
Polarity:	Vertical	Test Voltage:	DC 14.76V

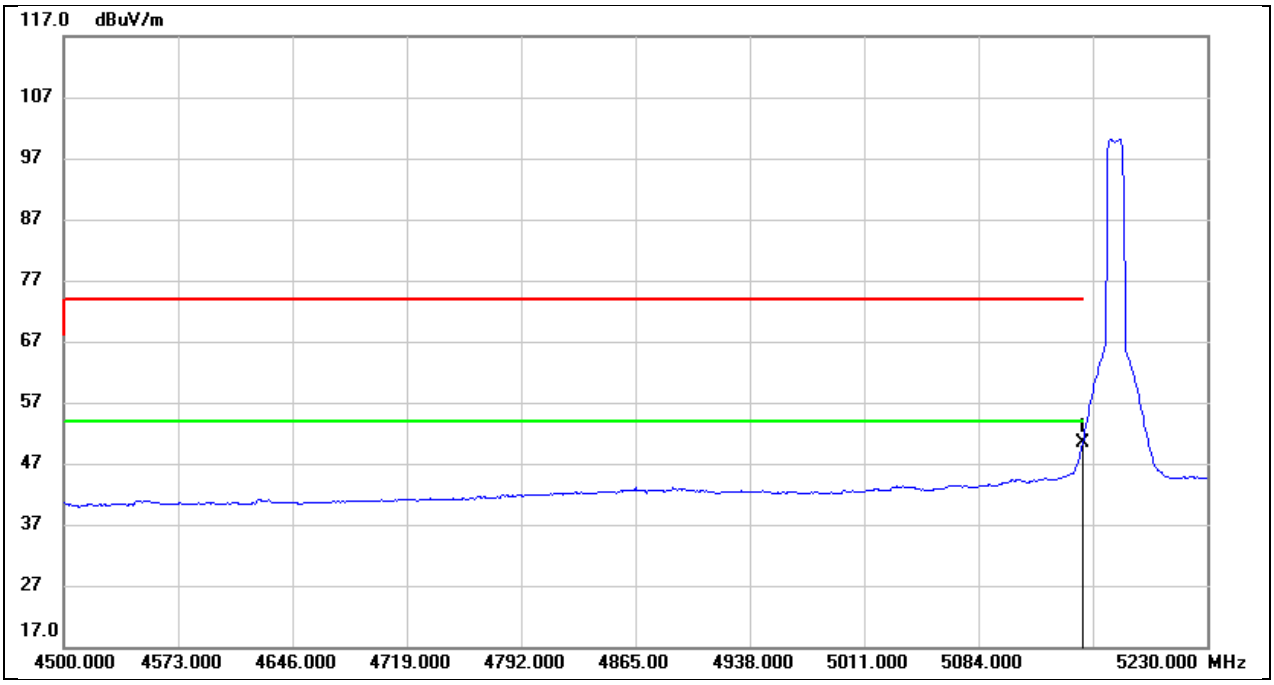

No.	Frequency (MHz)	Reading (dBuV)	Correct (dB/m)	Result (dBuV/m)	Limit (dBuV/m)	Margin (dB)	Remark
1	5150.000	10.12	40.21	50.33	54.00	-3.67	AVG

This report shall not be reproduced except in full, without the written approval of UL Verification Services (Guangzhou) Co., Ltd, Song Shan Lake Branch.

Test Mode:	SRD 10MHz PK	Frequency(MHz):	5200
Polarity:	Vertical	Test Voltage:	DC 14.76V

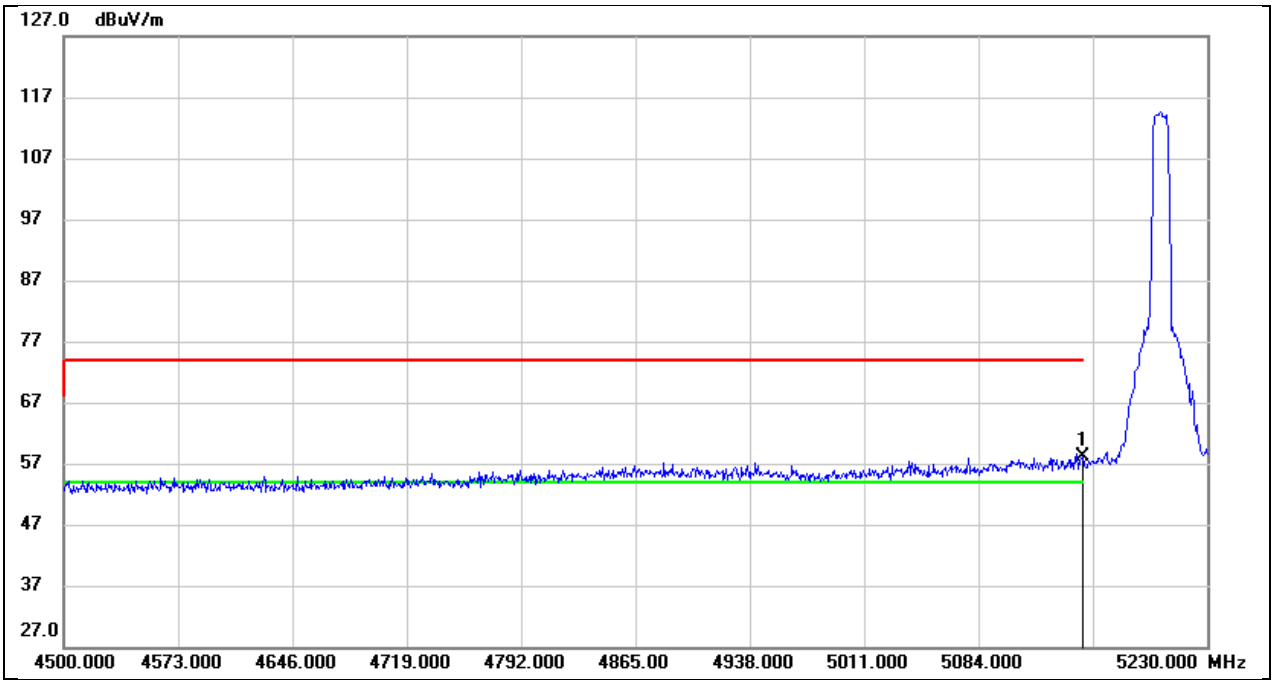

No.	Frequency (MHz)	Reading (dBuV)	Correct (dB/m)	Result (dBuV/m)	Limit (dBuV/m)	Margin (dB)	Remark
1	5150.000	18.02	40.21	58.23	74.00	-15.77	peak

This report shall not be reproduced except in full, without the written approval of UL Verification Services (Guangzhou) Co., Ltd, Song Shan Lake Branch.

Test Mode:	SRD 10MHz AV	Frequency(MHz):	5200
Polarity:	Vertical	Test Voltage:	DC 14.76V

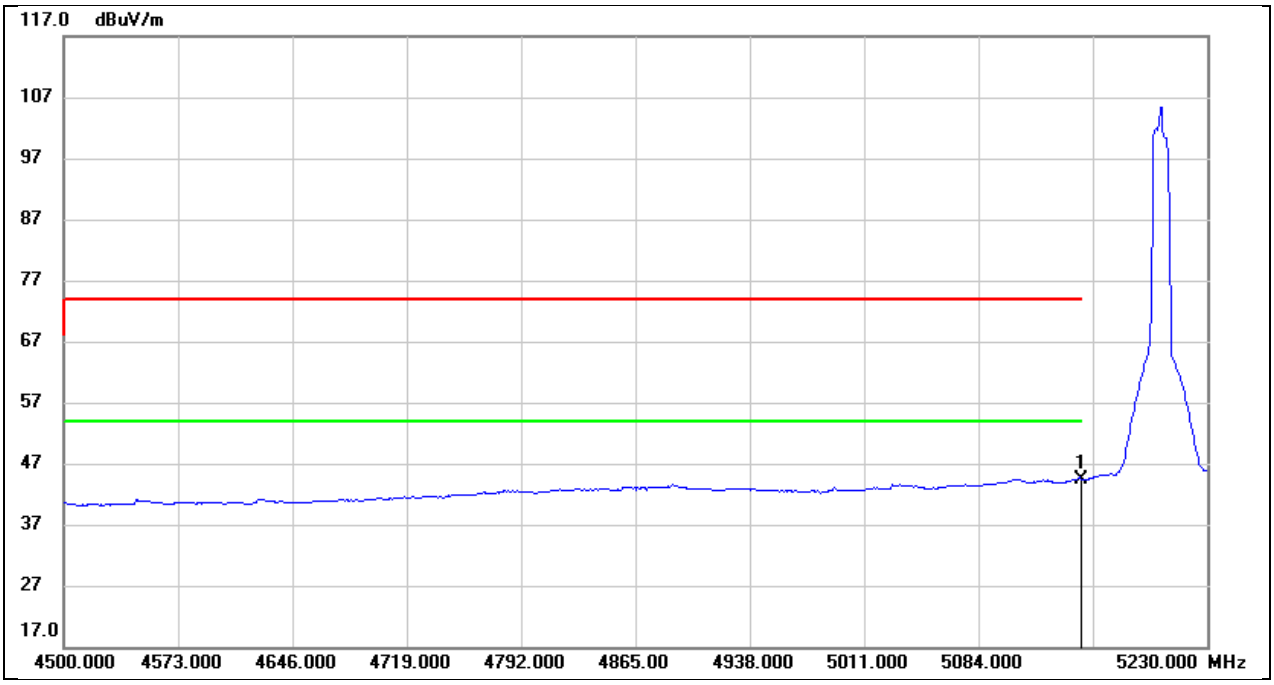

No.	Frequency (MHz)	Reading (dBuV)	Correct (dB/m)	Result (dBuV/m)	Limit (dBuV/m)	Margin (dB)	Remark
1	5150.000	4.19	40.21	44.40	54.00	-9.60	AVG

This report shall not be reproduced except in full, without the written approval of UL Verification Services (Guangzhou) Co., Ltd, Song Shan Lake Branch.

Test Mode:	SRD 10MHz PK	Frequency(MHz):	5245
Polarity:	Vertical	Test Voltage:	DC 14.76V

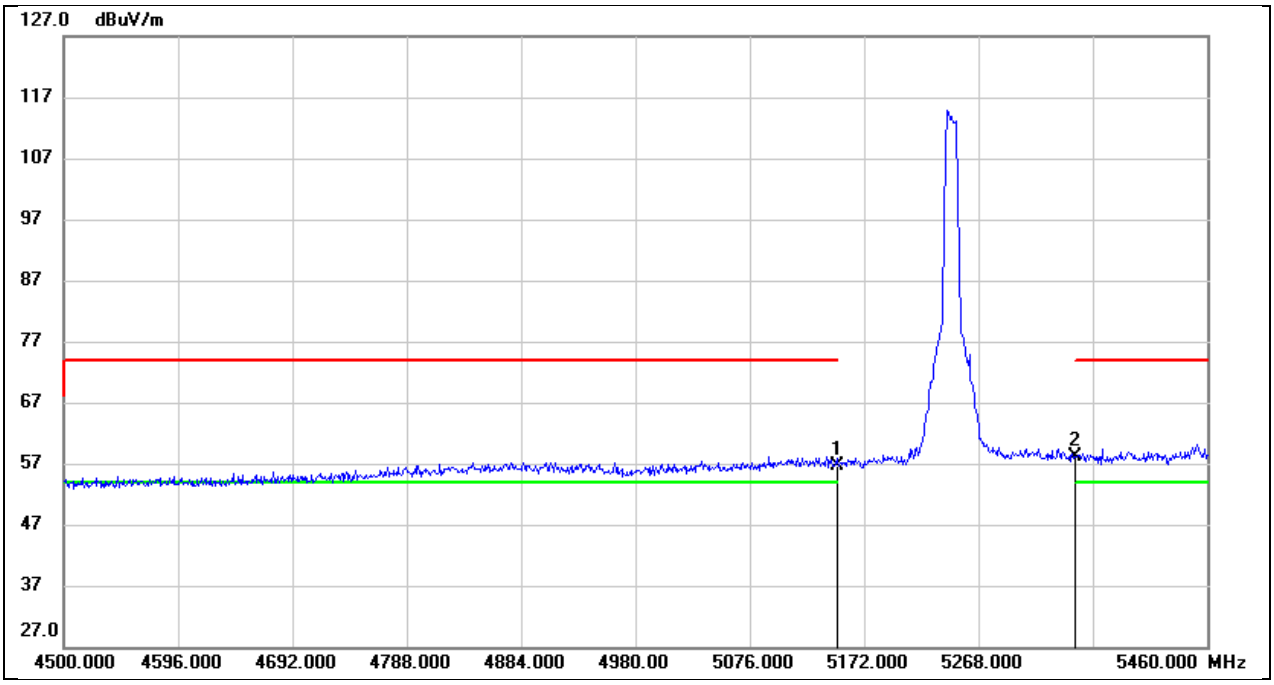

No.	Frequency (MHz)	Reading (dBuV)	Correct (dB/m)	Result (dBuV/m)	Limit (dBuV/m)	Margin (dB)	Remark
1	5150.000	16.34	40.21	56.55	74.00	-17.45	peak
2	5350.000	17.62	40.46	58.08	74.00	-15.92	peak

This report shall not be reproduced except in full, without the written approval of UL Verification Services (Guangzhou) Co., Ltd, Song Shan Lake Branch.

Test Mode:	SRD 10MHz AV	Frequency(MHz):	5245
Polarity:	Vertical	Test Voltage:	DC 14.76V

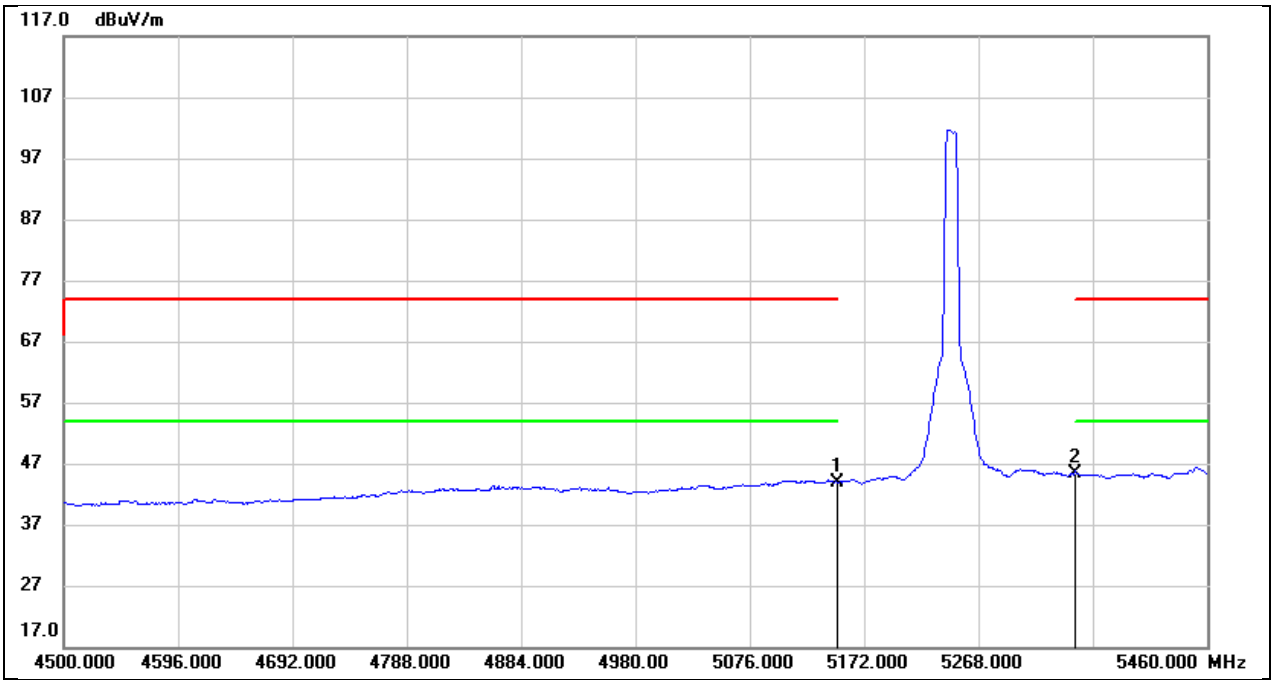

No.	Frequency (MHz)	Reading (dBuV)	Correct (dB/m)	Result (dBuV/m)	Limit (dBuV/m)	Margin (dB)	Remark
1	5150.000	3.74	40.21	43.95	54.00	-10.05	AVG
2	5350.000	4.89	40.46	45.35	54.00	-8.65	AVG

This report shall not be reproduced except in full, without the written approval of UL Verification Services (Guangzhou) Co., Ltd, Song Shan Lake Branch.

Test Mode:	SRD 10MHz PK	Frequency(MHz):	5730.5
Polarity:	Vertical	Test Voltage:	DC 14.76V

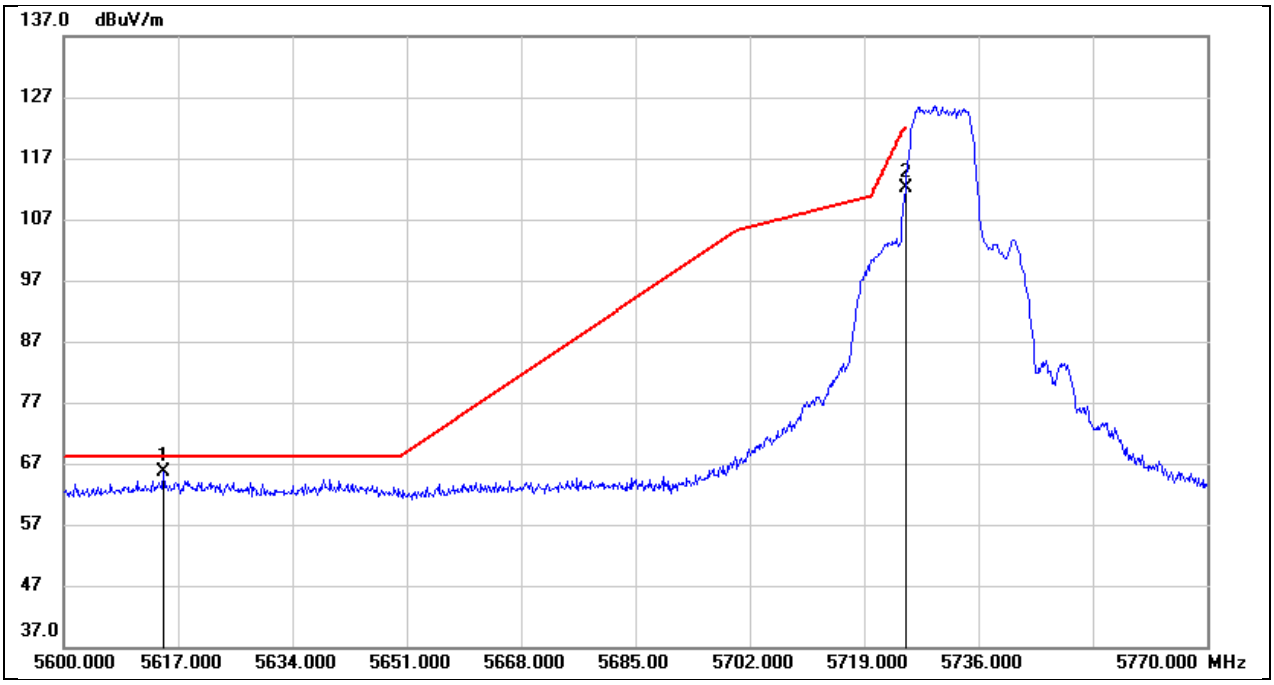

No.	Frequency (MHz)	Reading (dBuV)	Correct (dB/m)	Result (dBuV/m)	Limit (dBuV/m)	Margin (dB)	Remark
1	5614.790	24.29	41.37	65.66	68.20	-2.54	peak
2	5725.000	70.85	41.24	112.09	122.20	-10.11	peak

This report shall not be reproduced except in full, without the written approval of UL Verification Services (Guangzhou) Co., Ltd, Song Shan Lake Branch.

Test Mode:	SRD 10MHz PK	Frequency(MHz):	5844.5
Polarity:	Vertical	Test Voltage:	DC 14.76V

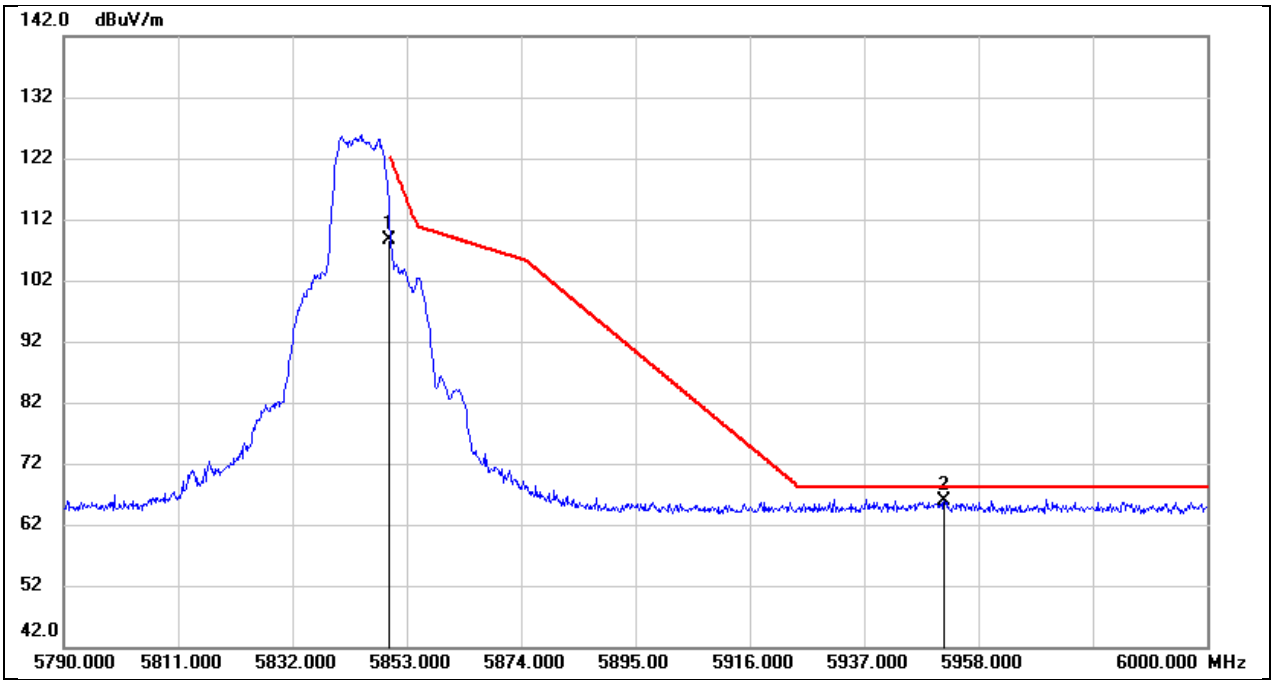

No.	Frequency (MHz)	Reading (dBuV)	Correct (dB/m)	Result (dBuV/m)	Limit (dBuV/m)	Margin (dB)	Remark
1	5850.000	67.34	41.37	108.71	122.20	-13.49	peak
2	5951.700	24.07	41.83	65.90	68.20	-2.30	peak

This report shall not be reproduced except in full, without the written approval of UL Verification Services (Guangzhou) Co., Ltd, Song Shan Lake Branch.

Test Mode:	SRD 20MHz PK	Frequency(MHz):	5161
Polarity:	Vertical	Test Voltage:	DC 14.76V

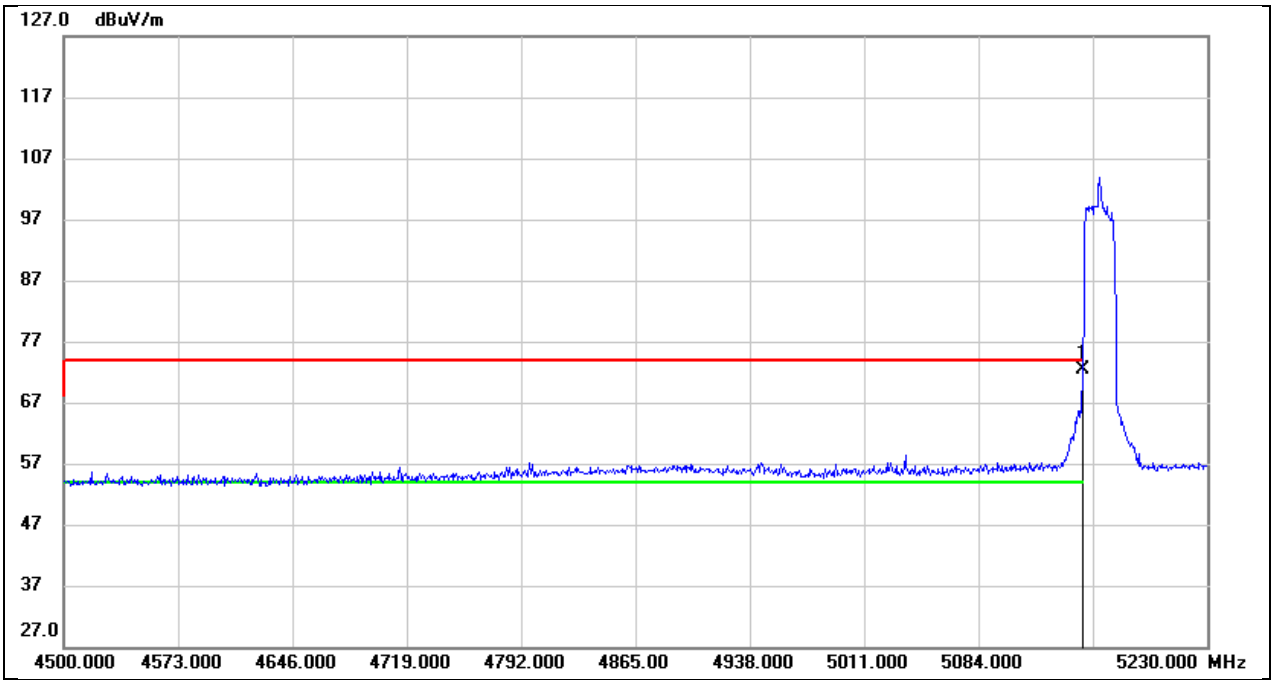

No.	Frequency (MHz)	Reading (dBuV)	Correct (dB/m)	Result (dBuV/m)	Limit (dBuV/m)	Margin (dB)	Remark
1	5150.000	32.24	40.21	72.45	74.00	-1.55	peak

This report shall not be reproduced except in full, without the written approval of UL Verification Services (Guangzhou) Co., Ltd, Song Shan Lake Branch.

Test Mode:	SRD 20MHz AV	Frequency(MHz):	5161
Polarity:	Vertical	Test Voltage:	DC 14.76V

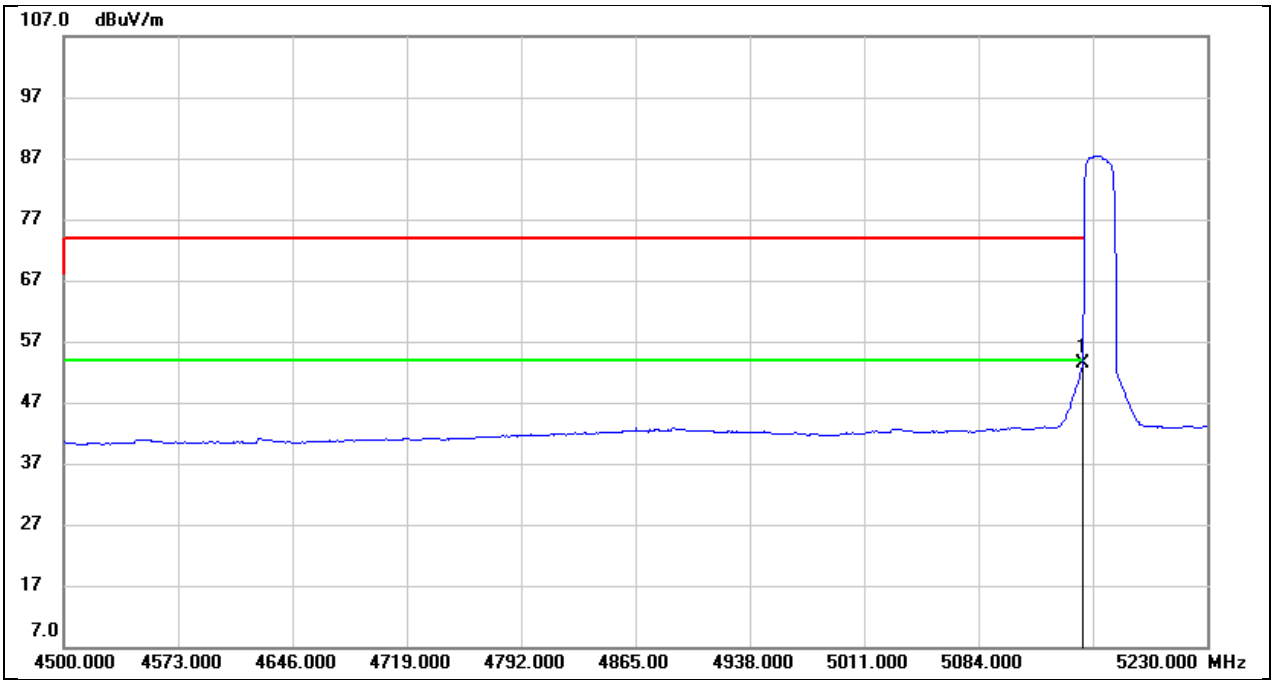

No.	Frequency (MHz)	Reading (dBuV)	Correct (dB/m)	Result (dBuV/m)	Limit (dBuV/m)	Margin (dB)	Remark
1	5150.000	13.27	40.21	53.48	54.00	-0.52	AVG

This report shall not be reproduced except in full, without the written approval of UL Verification Services (Guangzhou) Co., Ltd, Song Shan Lake Branch.

Test Mode:	SRD 20MHz PK	Frequency(MHz):	5162
Polarity:	Vertical	Test Voltage:	DC 14.76V

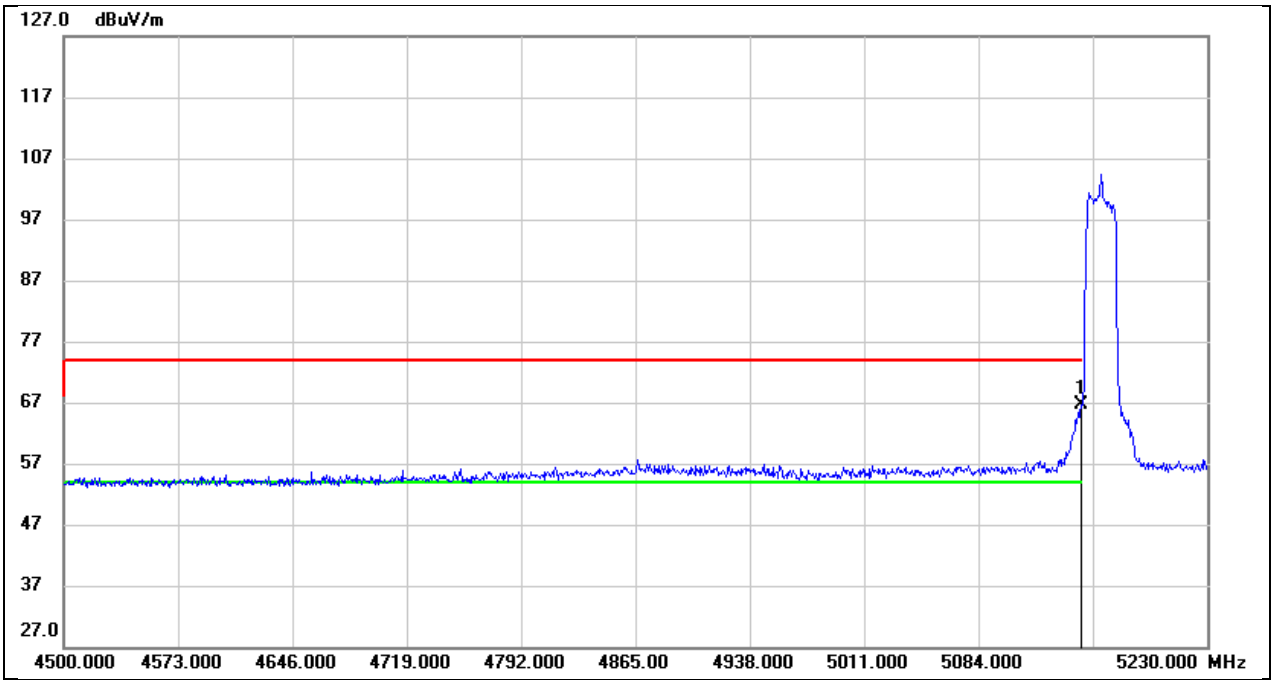

No.	Frequency (MHz)	Reading (dBuV)	Correct (dB/m)	Result (dBuV/m)	Limit (dBuV/m)	Margin (dB)	Remark
1	5150.000	26.31	40.21	66.52	74.00	-7.48	peak

This report shall not be reproduced except in full, without the written approval of UL Verification Services (Guangzhou) Co., Ltd, Song Shan Lake Branch.

Test Mode:	SRD 20MHz AV	Frequency(MHz):	5162
Polarity:	Vertical	Test Voltage:	DC 14.76V

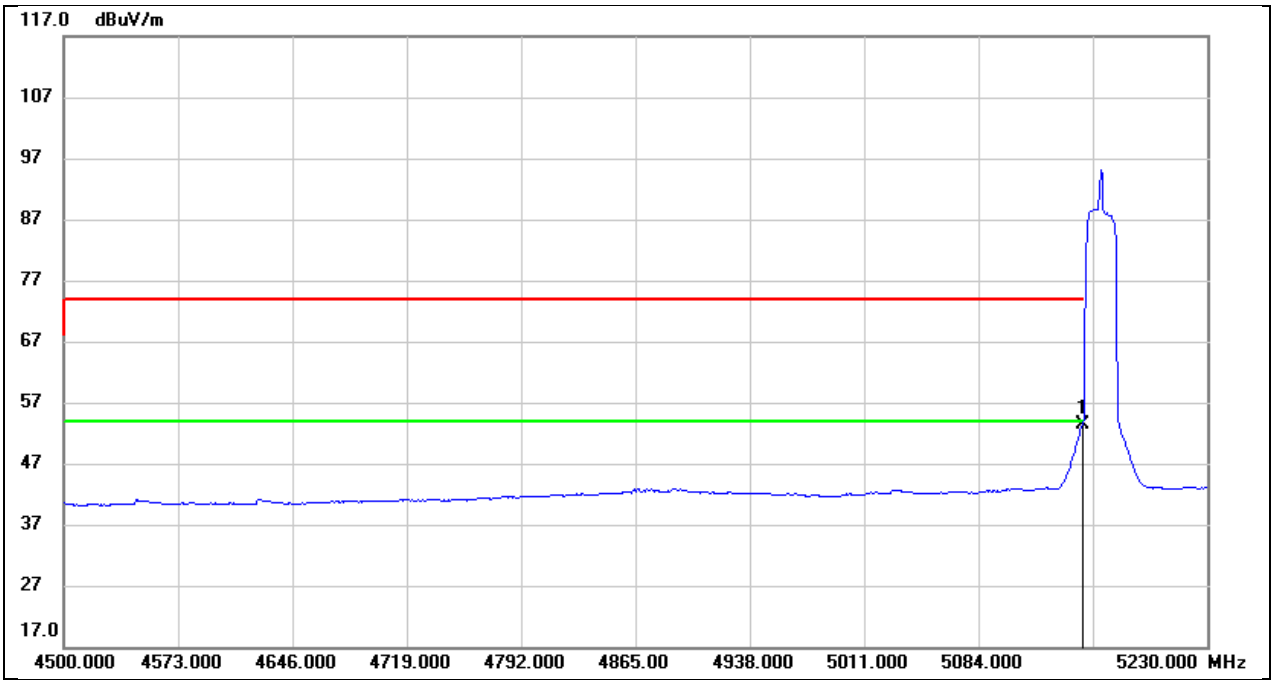

No.	Frequency (MHz)	Reading (dBuV)	Correct (dB/m)	Result (dBuV/m)	Limit (dBuV/m)	Margin (dB)	Remark
1	5150.000	13.29	40.21	53.50	54.00	-0.50	AVG

This report shall not be reproduced except in full, without the written approval of UL Verification Services (Guangzhou) Co., Ltd, Song Shan Lake Branch.

Test Mode:	SRD 20MHz PK	Frequency(MHz):	5163
Polarity:	Vertical	Test Voltage:	DC 14.76V

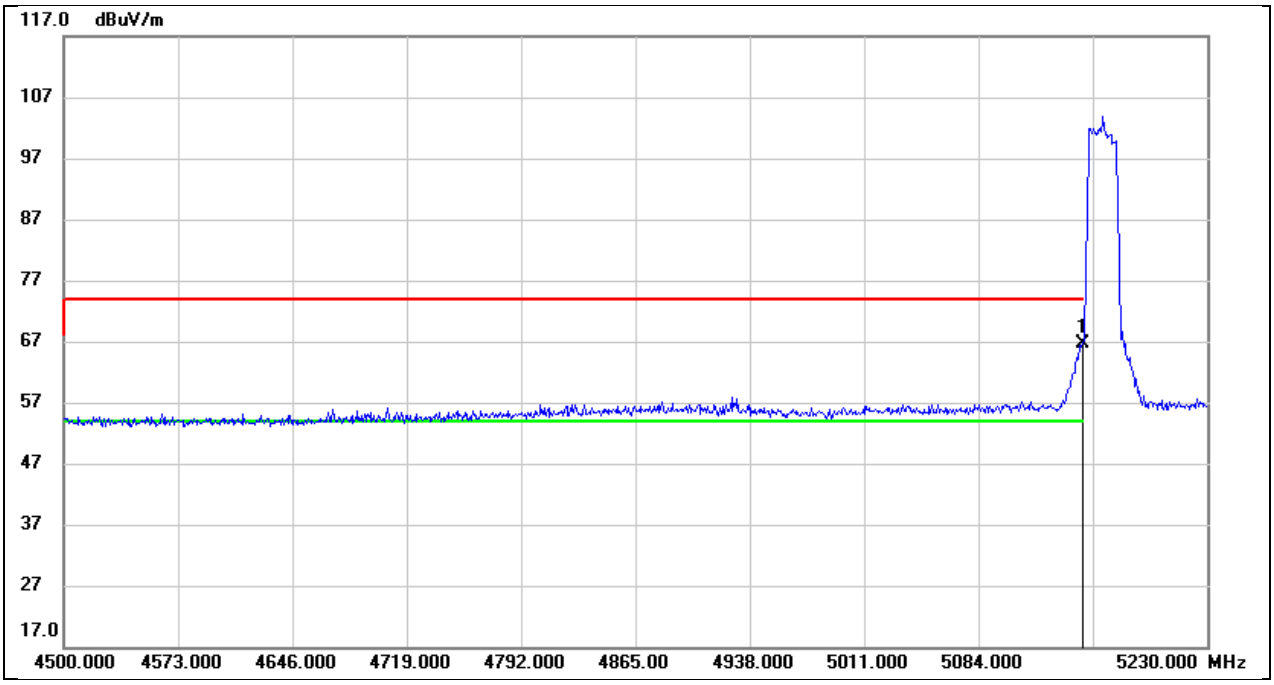

No.	Frequency (MHz)	Reading (dBuV)	Correct (dB/m)	Result (dBuV/m)	Limit (dBuV/m)	Margin (dB)	Remark
1	5150.000	26.54	40.21	66.75	74.00	-7.25	peak

This report shall not be reproduced except in full, without the written approval of UL Verification Services (Guangzhou) Co., Ltd, Song Shan Lake Branch.

Test Mode:	SRD 20MHz AV	Frequency(MHz):	5163
Polarity:	Vertical	Test Voltage:	DC 14.76V

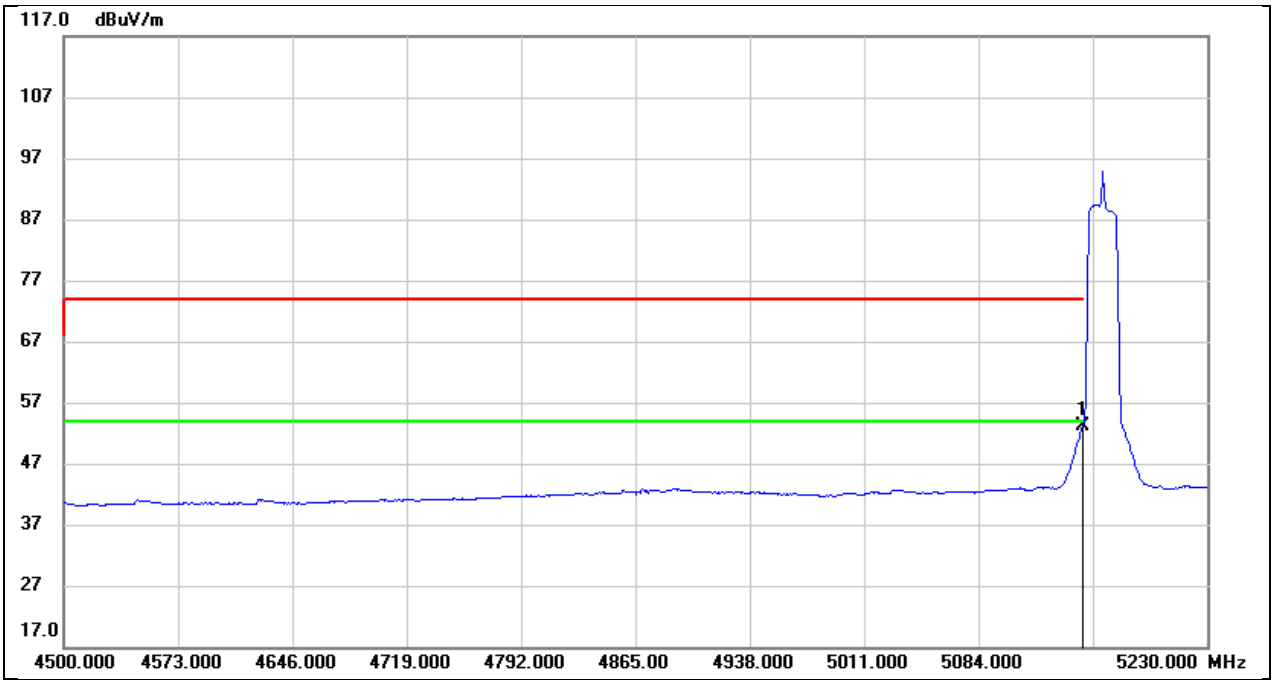

No.	Frequency (MHz)	Reading (dBuV)	Correct (dB/m)	Result (dBuV/m)	Limit (dBuV/m)	Margin (dB)	Remark
1	5150.000	13.04	40.21	53.25	54.00	-0.75	AVG

This report shall not be reproduced except in full, without the written approval of UL Verification Services (Guangzhou) Co., Ltd, Song Shan Lake Branch.

Test Mode:	SRD 20MHz PK	Frequency(MHz):	5165
Polarity:	Vertical	Test Voltage:	DC 14.76V

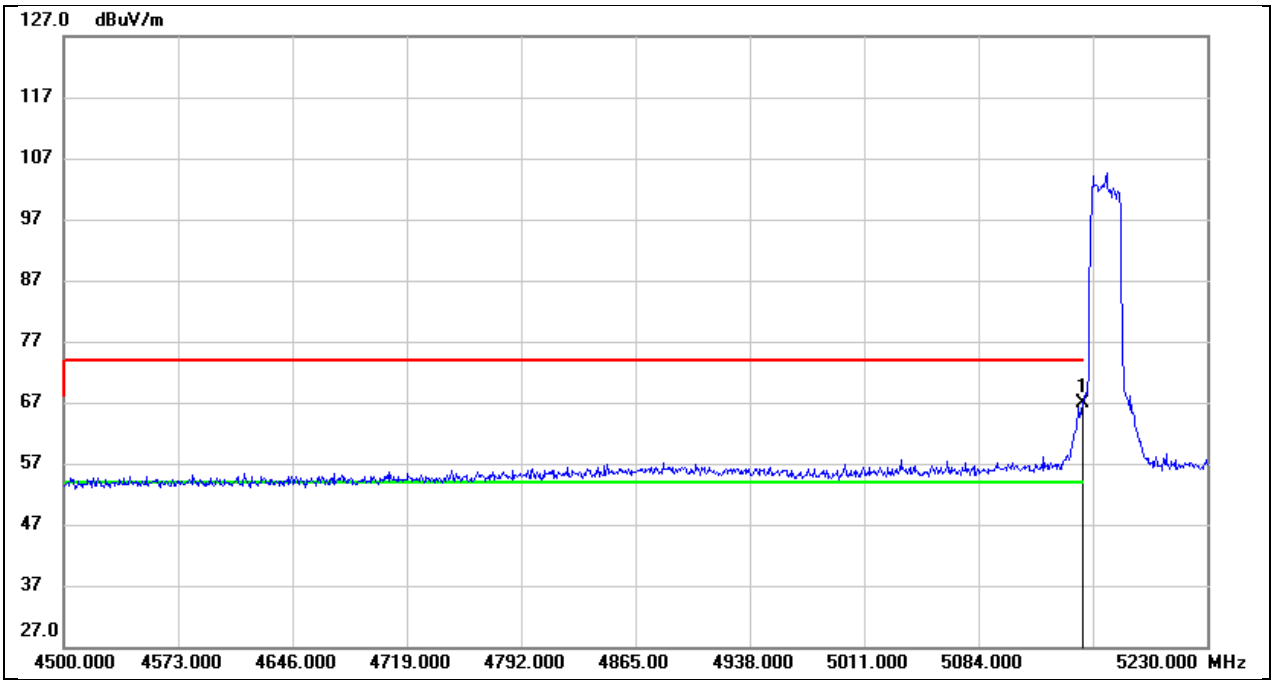

No.	Frequency (MHz)	Reading (dBuV)	Correct (dB/m)	Result (dBuV/m)	Limit (dBuV/m)	Margin (dB)	Remark
1	5150.000	26.64	40.21	66.85	74.00	-7.15	peak

This report shall not be reproduced except in full, without the written approval of UL Verification Services (Guangzhou) Co., Ltd, Song Shan Lake Branch.

Test Mode:	SRD 20MHz AV	Frequency(MHz):	5165
Polarity:	Vertical	Test Voltage:	DC 14.76V

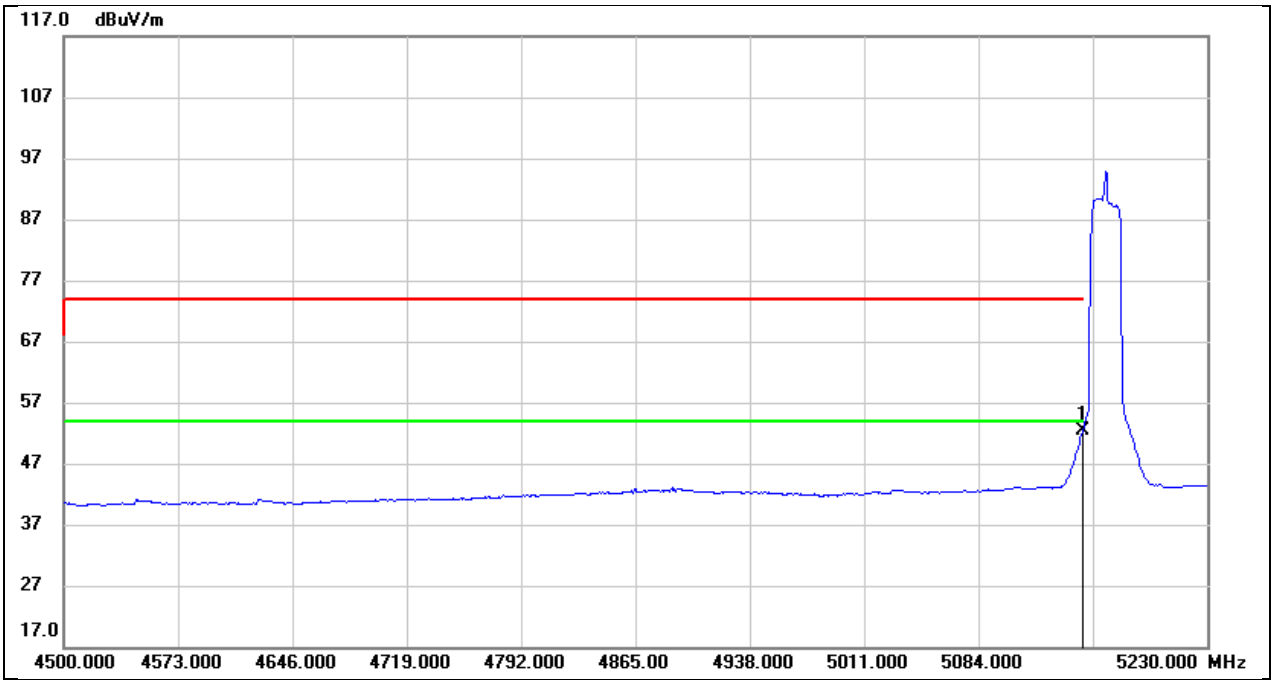

No.	Frequency (MHz)	Reading (dBuV)	Correct (dB/m)	Result (dBuV/m)	Limit (dBuV/m)	Margin (dB)	Remark
1	5150.000	12.21	40.21	52.42	54.00	-1.58	AVG

This report shall not be reproduced except in full, without the written approval of UL Verification Services (Guangzhou) Co., Ltd, Song Shan Lake Branch.

Test Mode:	SRD 20MHz PK	Frequency(MHz):	5166
Polarity:	Vertical	Test Voltage:	DC 14.76V

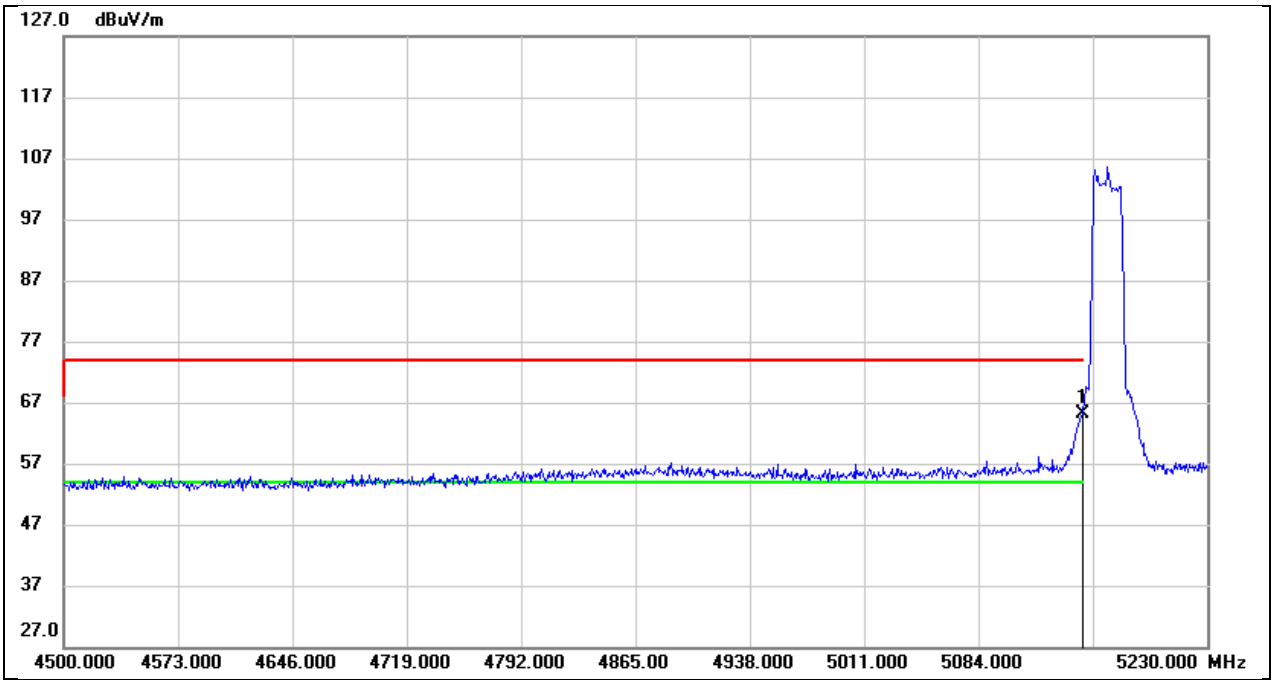

No.	Frequency (MHz)	Reading (dBuV)	Correct (dB/m)	Result (dBuV/m)	Limit (dBuV/m)	Margin (dB)	Remark
1	5150.000	24.80	40.21	65.01	74.00	-8.99	peak

This report shall not be reproduced except in full, without the written approval of UL Verification Services (Guangzhou) Co., Ltd, Song Shan Lake Branch.

Test Mode:	SRD 20MHz AV	Frequency(MHz):	5166
Polarity:	Vertical	Test Voltage:	DC 14.76V

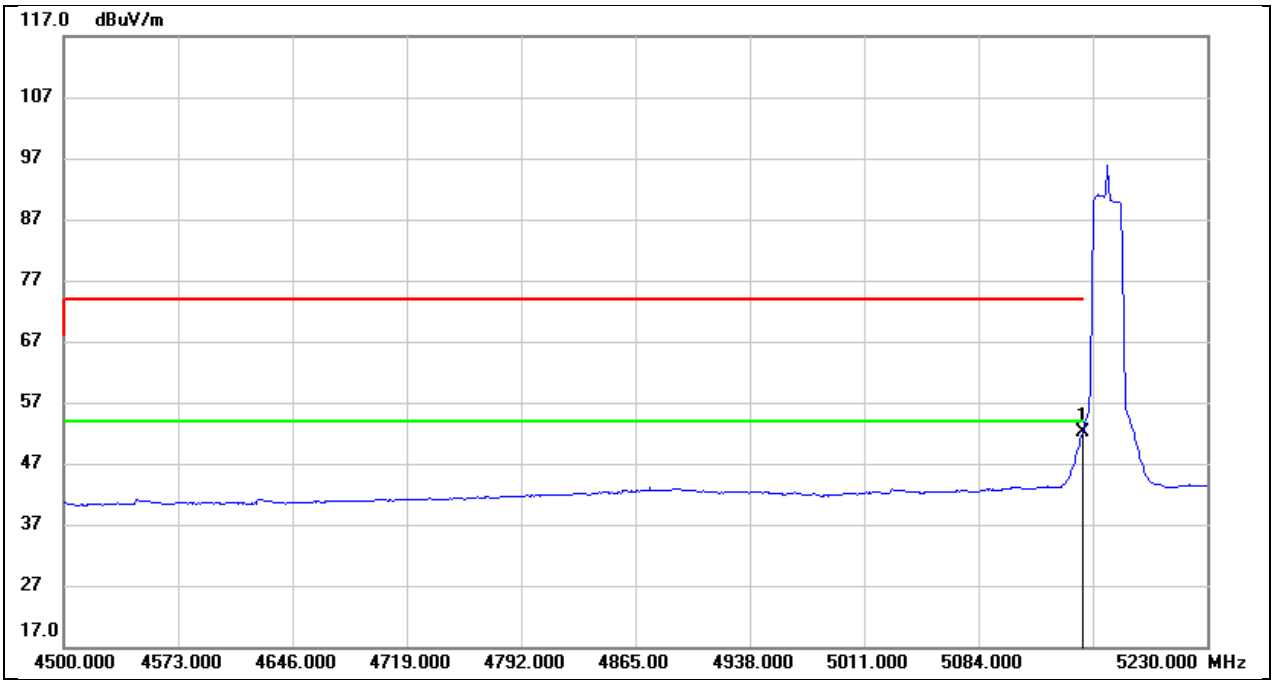

No.	Frequency (MHz)	Reading (dBuV)	Correct (dB/m)	Result (dBuV/m)	Limit (dBuV/m)	Margin (dB)	Remark
1	5150.000	12.03	40.21	52.24	54.00	-1.76	AVG

This report shall not be reproduced except in full, without the written approval of UL Verification Services (Guangzhou) Co., Ltd, Song Shan Lake Branch.

Test Mode:	SRD 20MHz PK	Frequency(MHz):	5167
Polarity:	Vertical	Test Voltage:	DC 14.76V

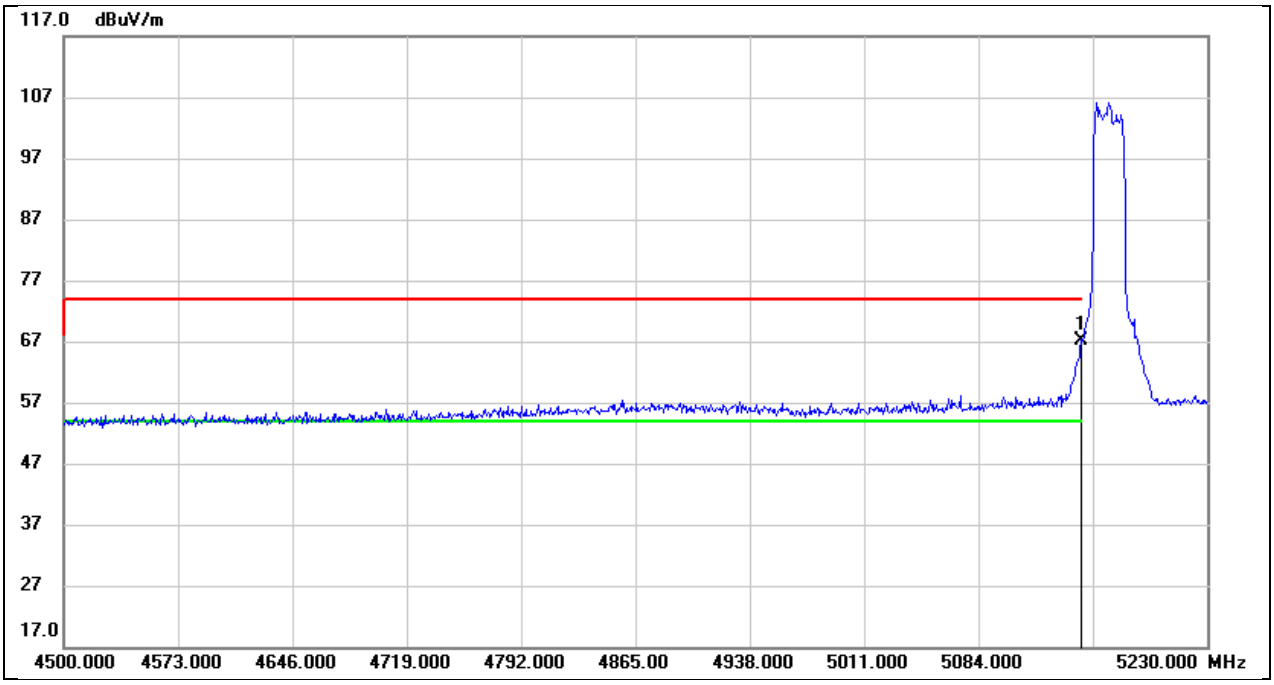

No.	Frequency (MHz)	Reading (dBuV)	Correct (dB/m)	Result (dBuV/m)	Limit (dBuV/m)	Margin (dB)	Remark
1	5150.000	27.04	40.21	67.25	74.00	-6.75	peak

This report shall not be reproduced except in full, without the written approval of UL Verification Services (Guangzhou) Co., Ltd, Song Shan Lake Branch.

Test Mode:	SRD 20MHz AV	Frequency(MHz):	5167
Polarity:	Vertical	Test Voltage:	DC 14.76V

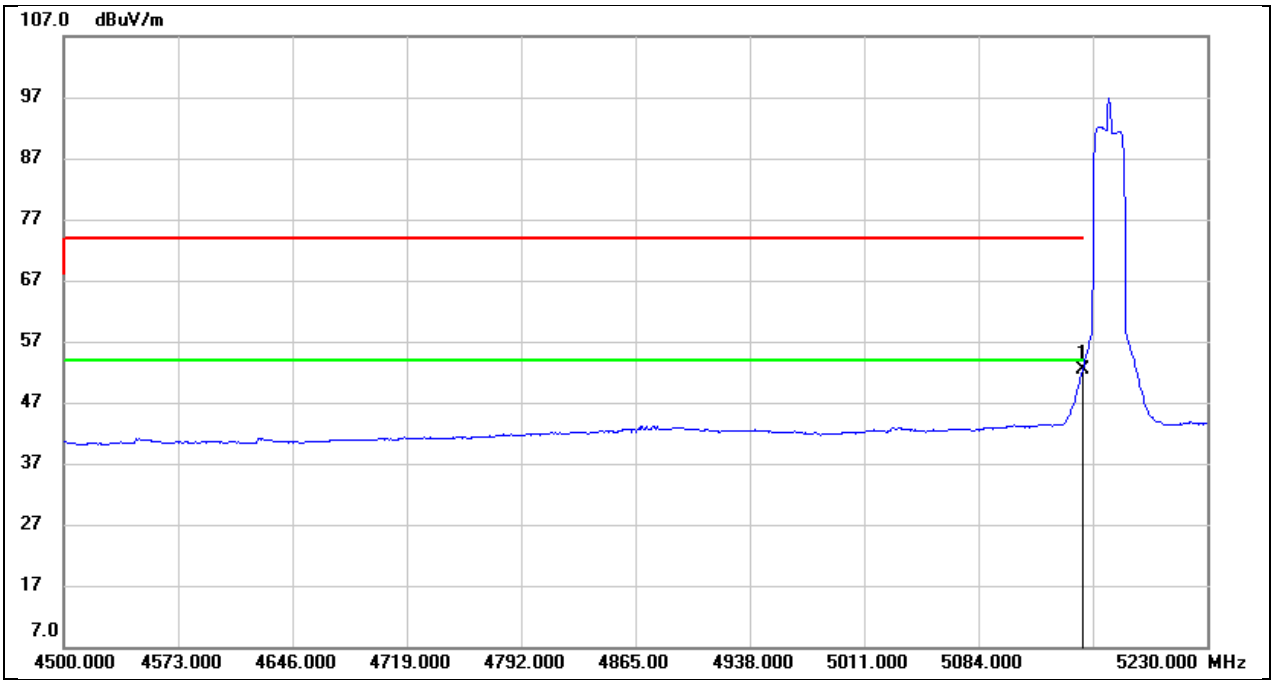

No.	Frequency (MHz)	Reading (dBuV)	Correct (dB/m)	Result (dBuV/m)	Limit (dBuV/m)	Margin (dB)	Remark
1	5150.000	12.23	40.21	52.44	54.00	-1.56	AVG

This report shall not be reproduced except in full, without the written approval of UL Verification Services (Guangzhou) Co., Ltd, Song Shan Lake Branch.

Test Mode:	SRD 20MHz PK	Frequency(MHz):	5168
Polarity:	Vertical	Test Voltage:	DC 14.76V

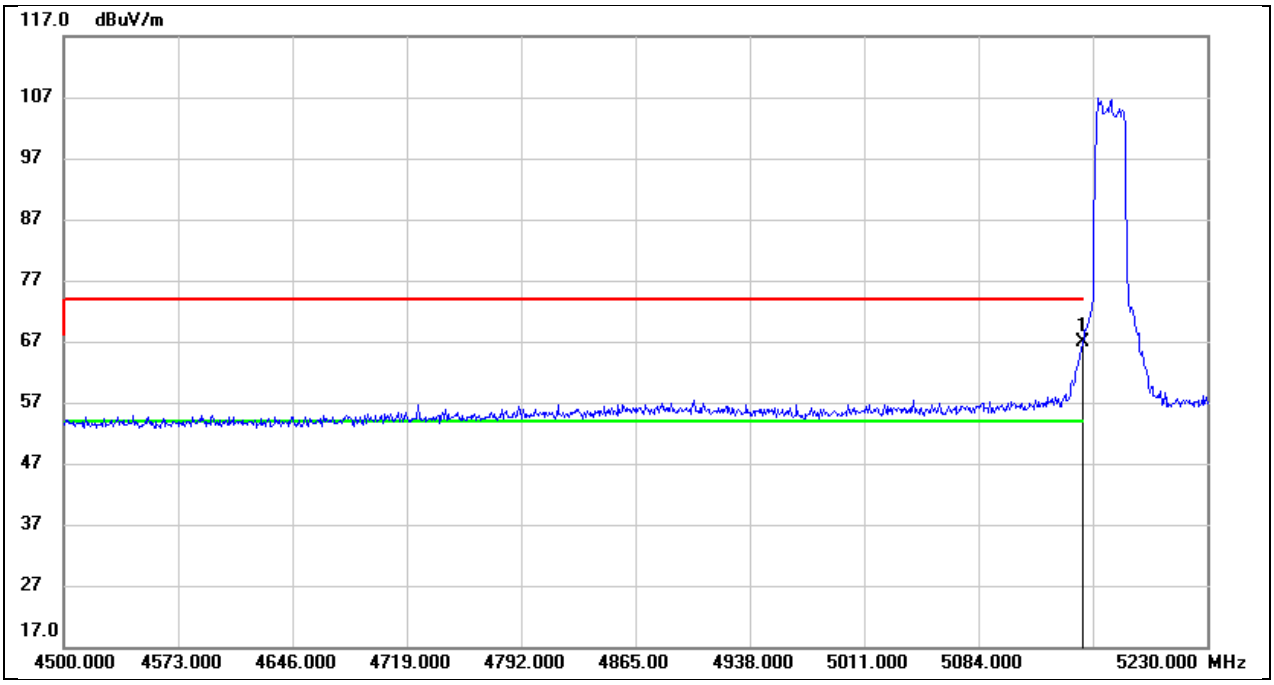

No.	Frequency (MHz)	Reading (dBuV)	Correct (dB/m)	Result (dBuV/m)	Limit (dBuV/m)	Margin (dB)	Remark
1	5150.000	26.72	40.21	66.93	74.00	-7.07	peak

This report shall not be reproduced except in full, without the written approval of UL Verification Services (Guangzhou) Co., Ltd, Song Shan Lake Branch.

Test Mode:	SRD 20MHz AV	Frequency(MHz):	5168
Polarity:	Vertical	Test Voltage:	DC 14.76V

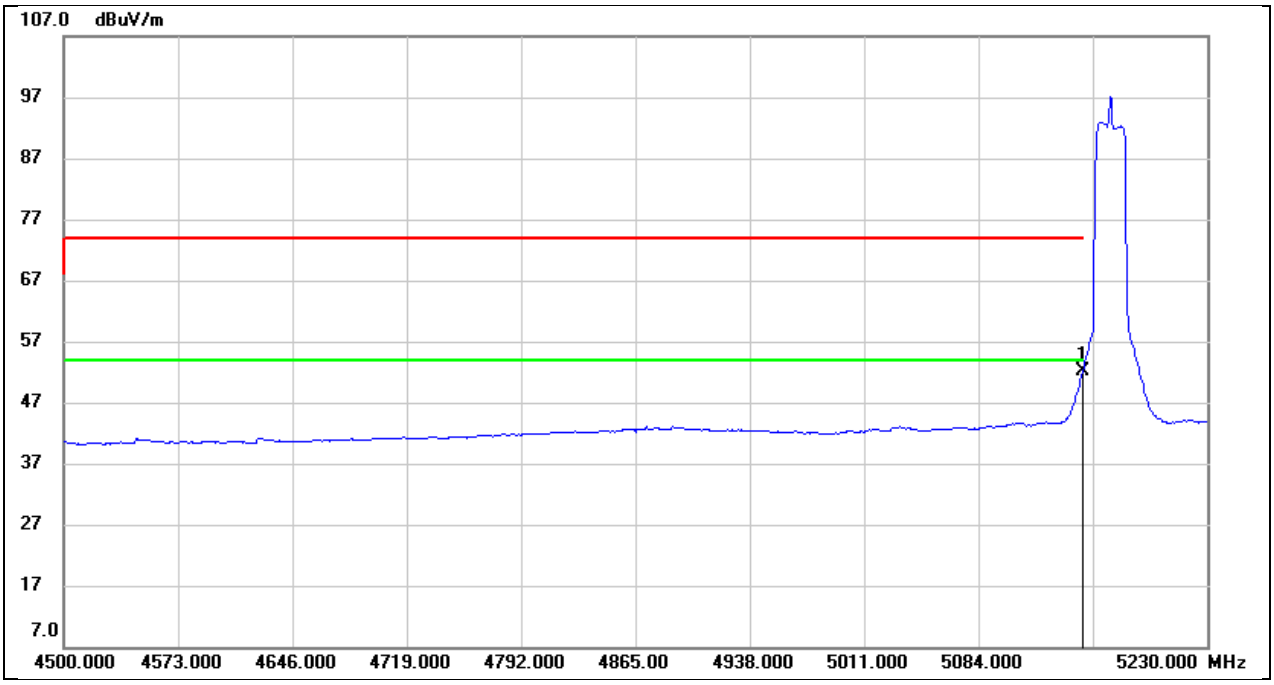

No.	Frequency (MHz)	Reading (dBuV)	Correct (dB/m)	Result (dBuV/m)	Limit (dBuV/m)	Margin (dB)	Remark
1	5150.000	11.94	40.21	52.15	54.00	-1.85	AVG

This report shall not be reproduced except in full, without the written approval of UL Verification Services (Guangzhou) Co., Ltd, Song Shan Lake Branch.

Test Mode:	SRD 20MHz PK	Frequency(MHz):	5169
Polarity:	Vertical	Test Voltage:	DC 14.76V

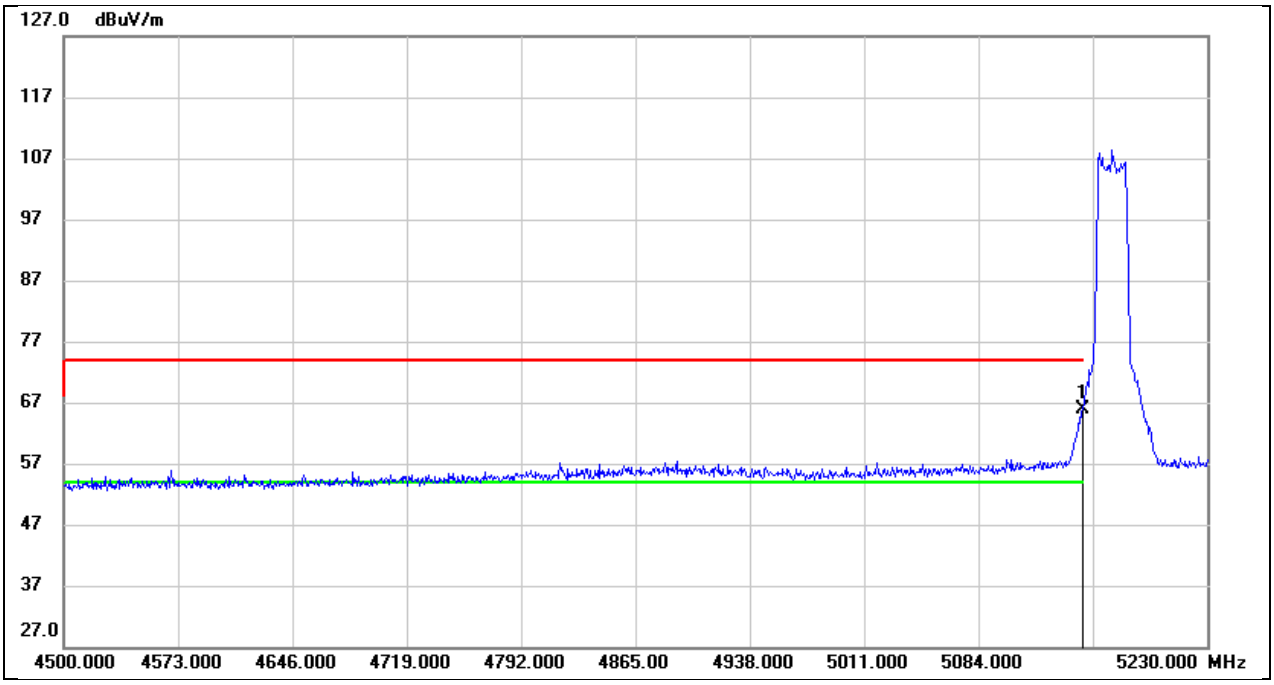

No.	Frequency (MHz)	Reading (dBuV)	Correct (dB/m)	Result (dBuV/m)	Limit (dBuV/m)	Margin (dB)	Remark
1	5150.000	25.57	40.21	65.78	74.00	-8.22	peak

This report shall not be reproduced except in full, without the written approval of UL Verification Services (Guangzhou) Co., Ltd, Song Shan Lake Branch.

Test Mode:	SRD 20MHz AV	Frequency(MHz):	5169
Polarity:	Vertical	Test Voltage:	DC 14.76V

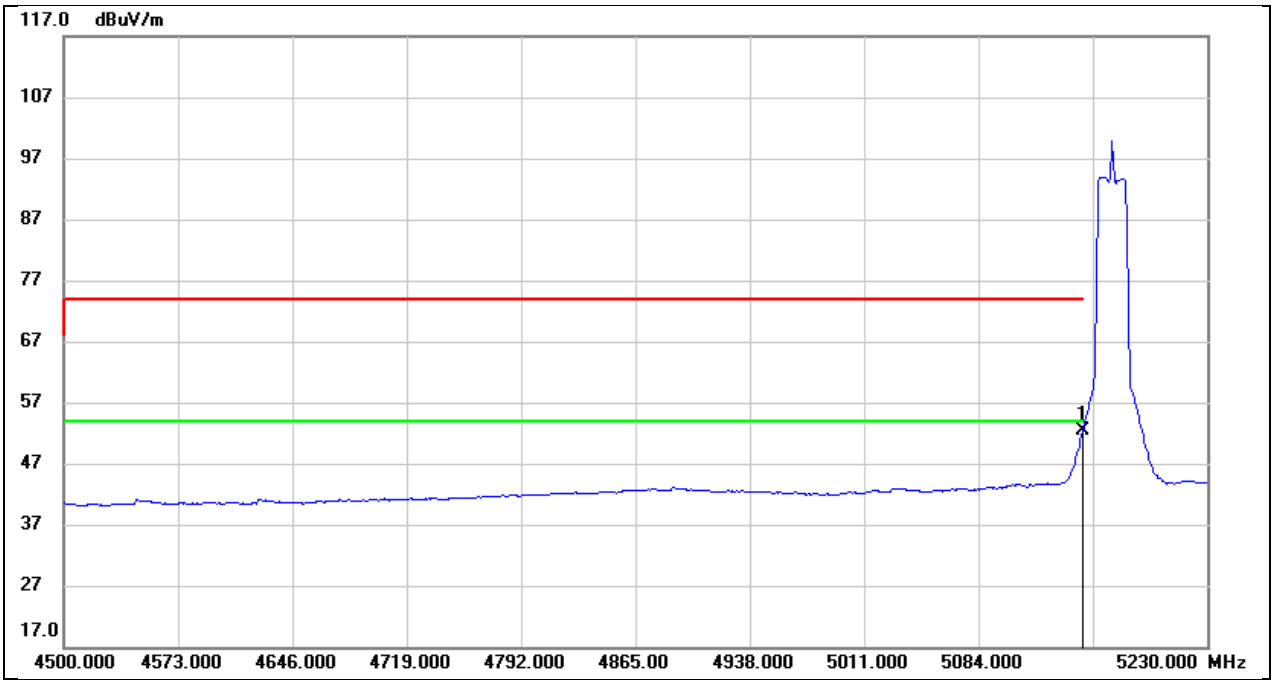

No.	Frequency (MHz)	Reading (dBuV)	Correct (dB/m)	Result (dBuV/m)	Limit (dBuV/m)	Margin (dB)	Remark
1	5150.000	12.17	40.21	52.38	54.00	-1.62	AVG

This report shall not be reproduced except in full, without the written approval of UL Verification Services (Guangzhou) Co., Ltd, Song Shan Lake Branch.

Test Mode:	SRD 20MHz PK	Frequency(MHz):	5170
Polarity:	Vertical	Test Voltage:	DC 14.76V

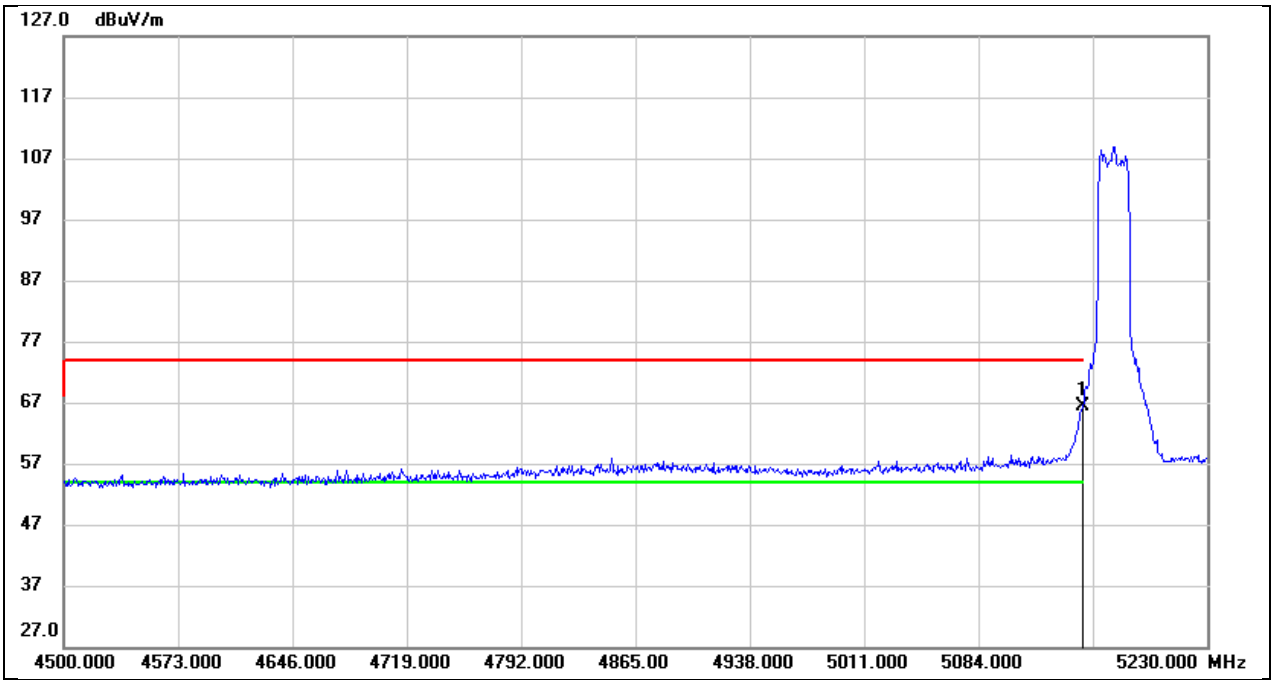

No.	Frequency (MHz)	Reading (dBuV)	Correct (dB/m)	Result (dBuV/m)	Limit (dBuV/m)	Margin (dB)	Remark
1	5150.000	26.06	40.21	66.27	74.00	-7.73	peak

This report shall not be reproduced except in full, without the written approval of UL Verification Services (Guangzhou) Co., Ltd, Song Shan Lake Branch.

Test Mode:	SRD 20MHz AV	Frequency(MHz):	5170
Polarity:	Vertical	Test Voltage:	DC 14.76V

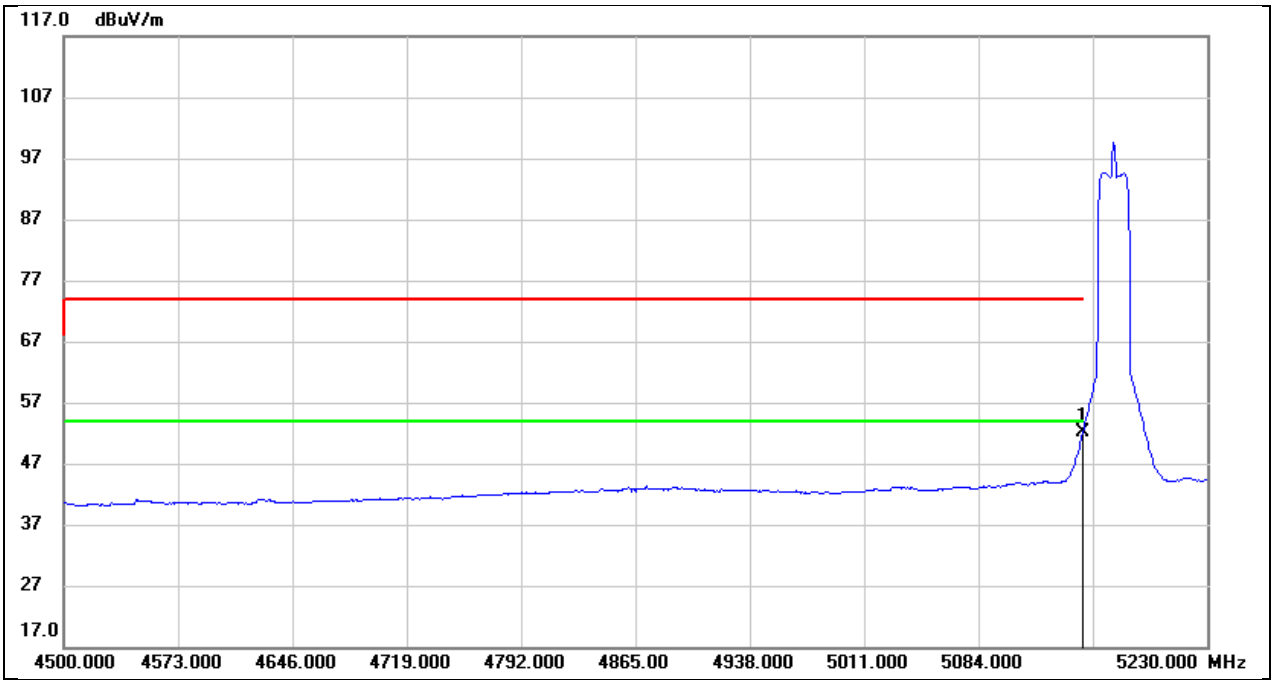

No.	Frequency (MHz)	Reading (dBuV)	Correct (dB/m)	Result (dBuV/m)	Limit (dBuV/m)	Margin (dB)	Remark
1	5150.000	11.89	40.21	52.10	54.00	-1.90	AVG

This report shall not be reproduced except in full, without the written approval of UL Verification Services (Guangzhou) Co., Ltd, Song Shan Lake Branch.

Test Mode:	SRD 20MHz PK	Frequency(MHz):	5171
Polarity:	Vertical	Test Voltage:	DC 14.76V

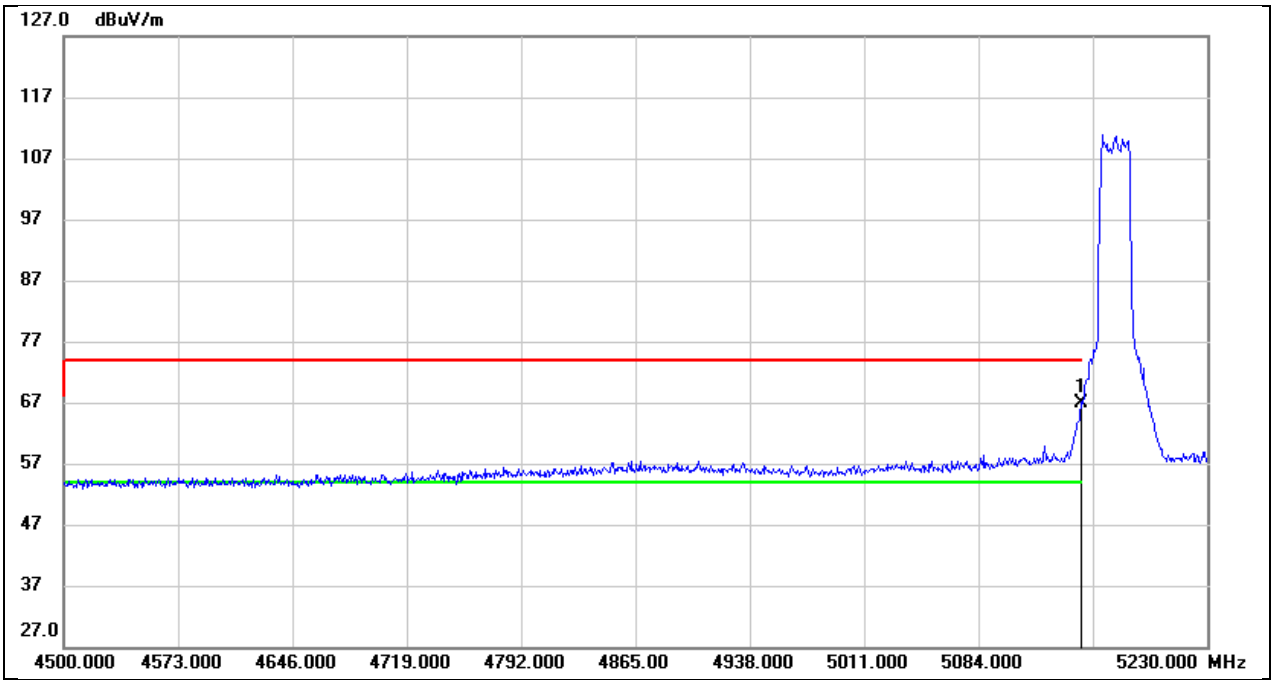

No.	Frequency (MHz)	Reading (dBuV)	Correct (dB/m)	Result (dBuV/m)	Limit (dBuV/m)	Margin (dB)	Remark
1	5150.000	26.70	40.21	66.91	74.00	-7.09	peak

This report shall not be reproduced except in full, without the written approval of UL Verification Services (Guangzhou) Co., Ltd, Song Shan Lake Branch.

Test Mode:	SRD 20MHz AV	Frequency(MHz):	5171
Polarity:	Vertical	Test Voltage:	DC 14.76V

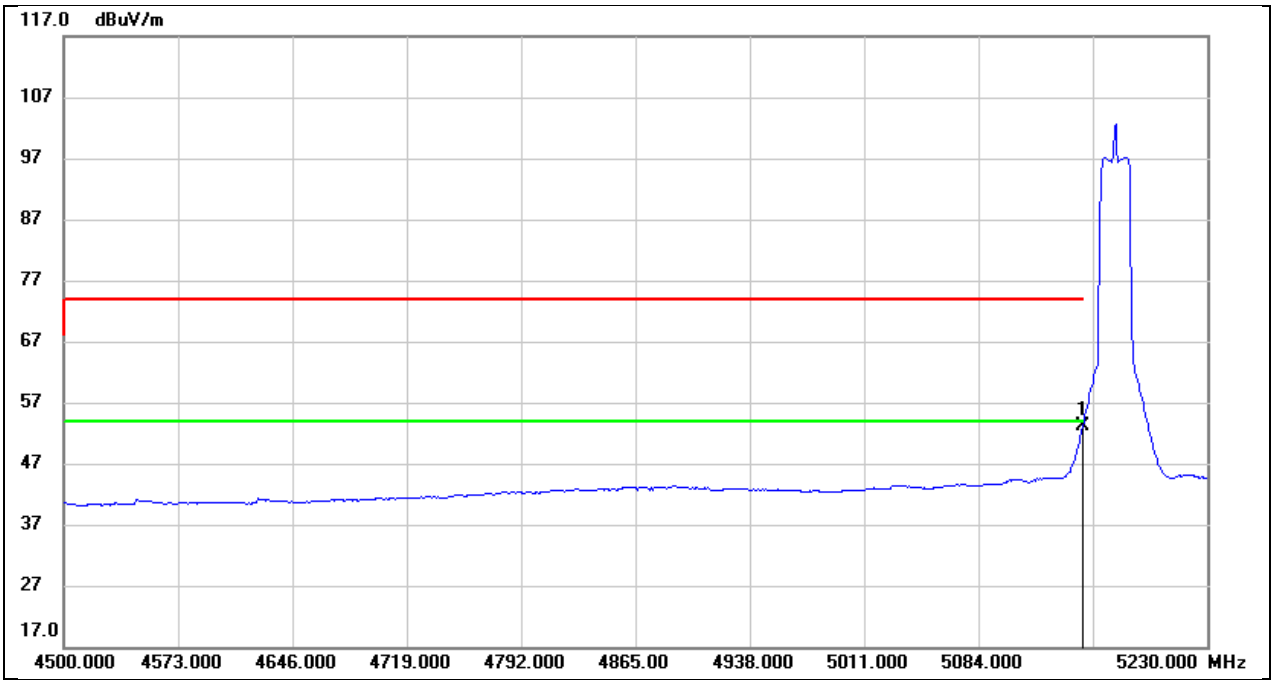

No.	Frequency (MHz)	Reading (dBuV)	Correct (dB/m)	Result (dBuV/m)	Limit (dBuV/m)	Margin (dB)	Remark
1	5150.000	12.80	40.21	53.01	54.00	-0.99	AVG

This report shall not be reproduced except in full, without the written approval of UL Verification Services (Guangzhou) Co., Ltd, Song Shan Lake Branch.

Test Mode:	SRD 20MHz PK	Frequency(MHz):	5172
Polarity:	Vertical	Test Voltage:	DC 14.76V

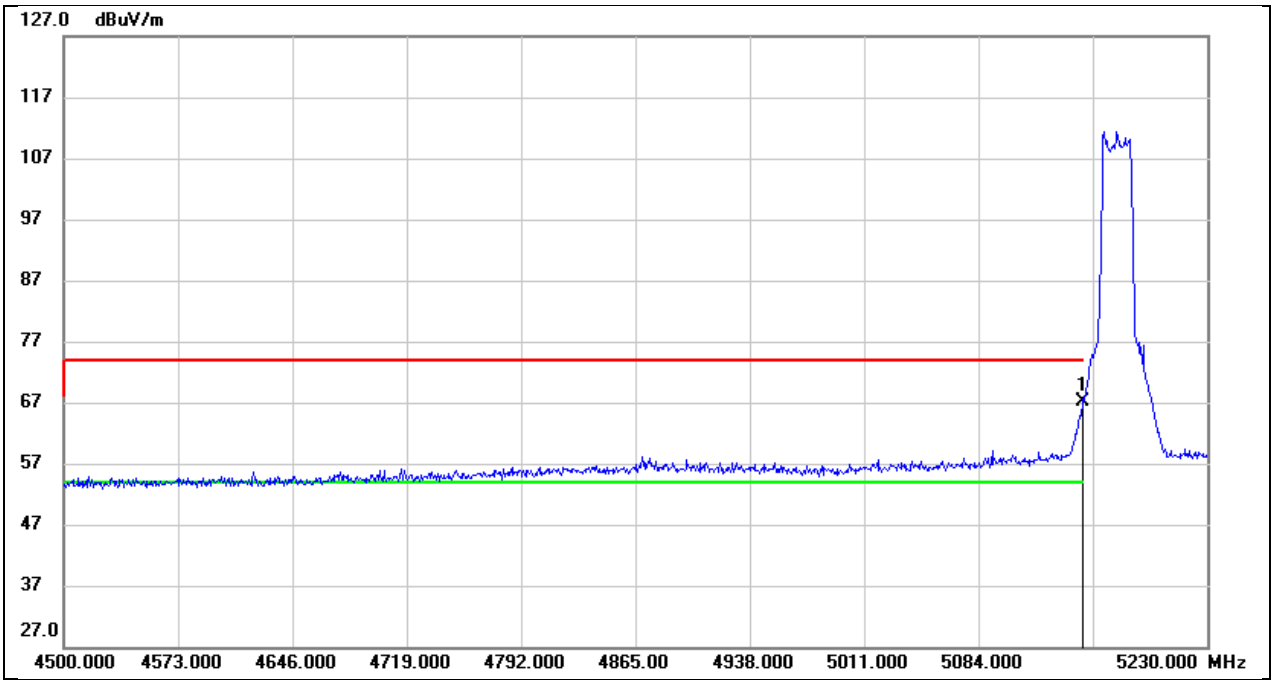

No.	Frequency (MHz)	Reading (dBuV)	Correct (dB/m)	Result (dBuV/m)	Limit (dBuV/m)	Margin (dB)	Remark
1	5150.000	27.04	40.21	67.25	74.00	-6.75	peak

This report shall not be reproduced except in full, without the written approval of UL Verification Services (Guangzhou) Co., Ltd, Song Shan Lake Branch.

Test Mode:	SRD 20MHz AV	Frequency(MHz):	5172
Polarity:	Vertical	Test Voltage:	DC 14.76V

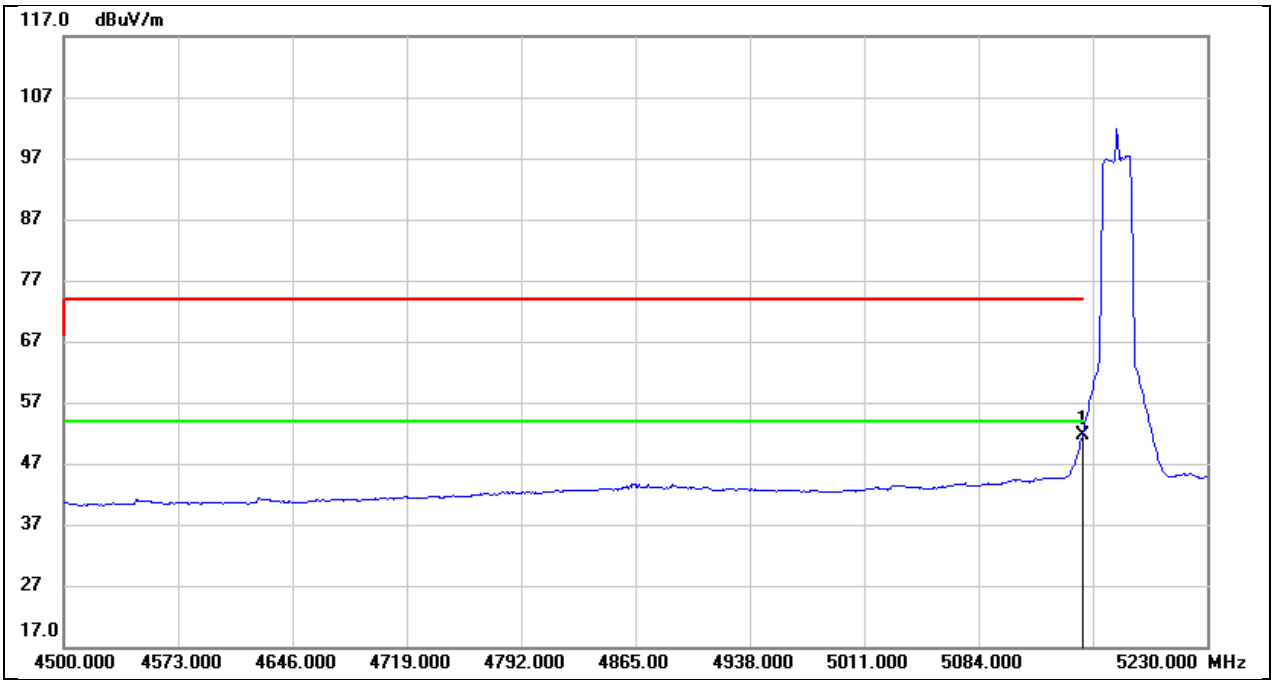

No.	Frequency (MHz)	Reading (dBuV)	Correct (dB/m)	Result (dBuV/m)	Limit (dBuV/m)	Margin (dB)	Remark
1	5150.000	11.53	40.21	51.74	54.00	-2.26	AVG

This report shall not be reproduced except in full, without the written approval of UL Verification Services (Guangzhou) Co., Ltd, Song Shan Lake Branch.

Test Mode:	SRD 20MHz PK	Frequency(MHz):	5180
Polarity:	Vertical	Test Voltage:	DC 14.76V

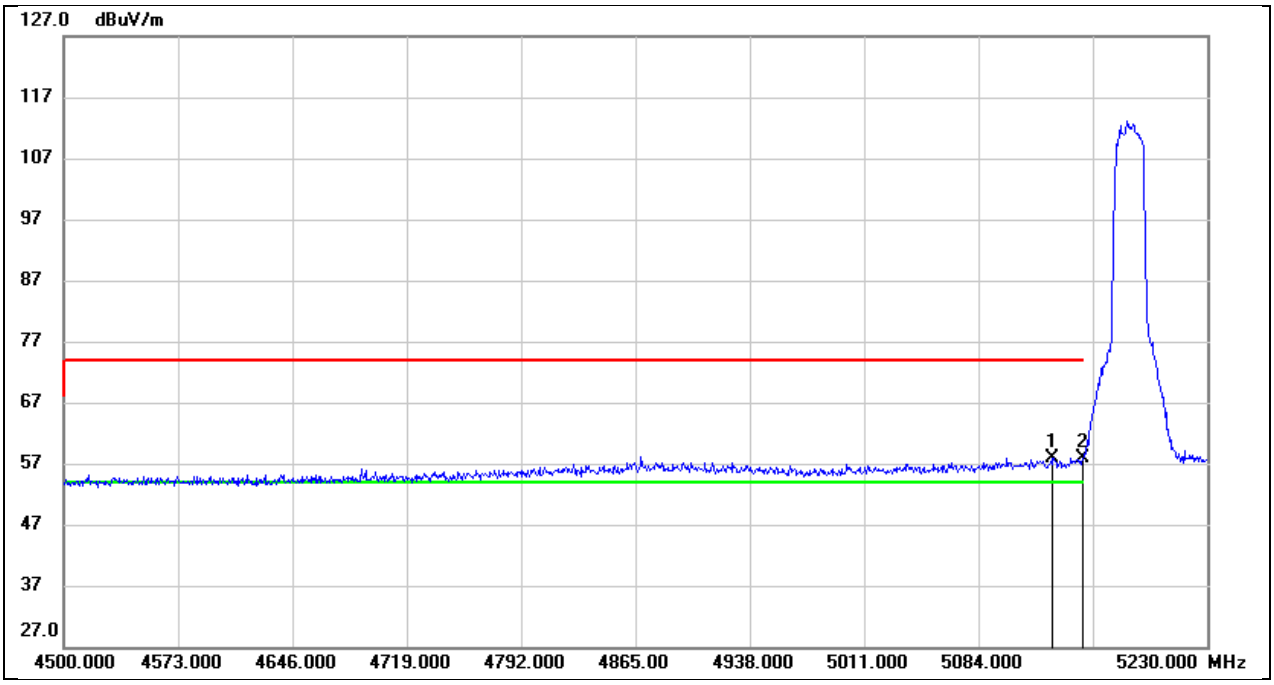

No.	Frequency (MHz)	Reading (dBuV)	Correct (dB/m)	Result (dBuV/m)	Limit (dBuV/m)	Margin (dB)	Remark
1	5130.720	17.80	40.14	57.94	74.00	-16.06	peak
2	5150.000	17.70	40.21	57.91	74.00	-16.09	peak

This report shall not be reproduced except in full, without the written approval of UL Verification Services (Guangzhou) Co., Ltd, Song Shan Lake Branch.

Test Mode:	SRD 20MHz AV	Frequency(MHz):	5180
Polarity:	Vertical	Test Voltage:	DC 14.76V

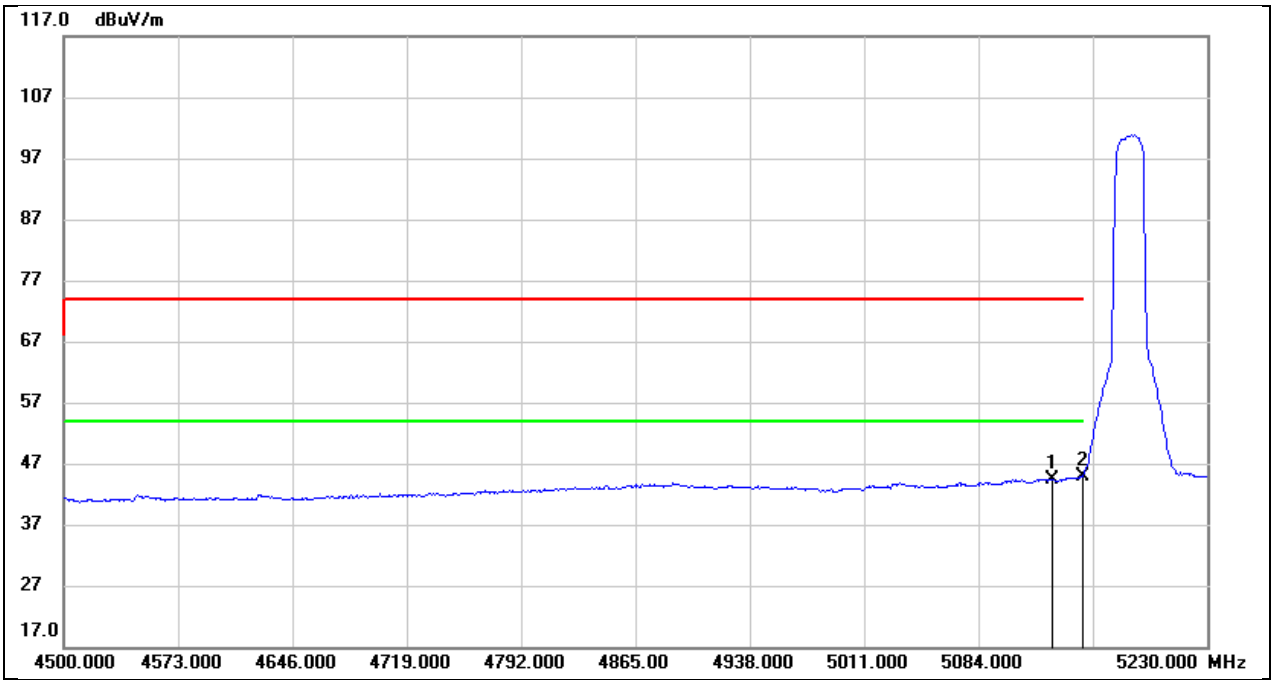

No.	Frequency (MHz)	Reading (dBuV)	Correct (dB/m)	Result (dBuV/m)	Limit (dBuV/m)	Margin (dB)	Remark
1	5130.720	4.24	40.14	44.38	54.00	-9.62	AVG
2	5150.000	4.79	40.21	45.00	54.00	-9.00	AVG

This report shall not be reproduced except in full, without the written approval of UL Verification Services (Guangzhou) Co., Ltd, Song Shan Lake Branch.

Test Mode:	SRD 20MHz PK	Frequency(MHz):	5240
Polarity:	Vertical	Test Voltage:	DC 14.76V

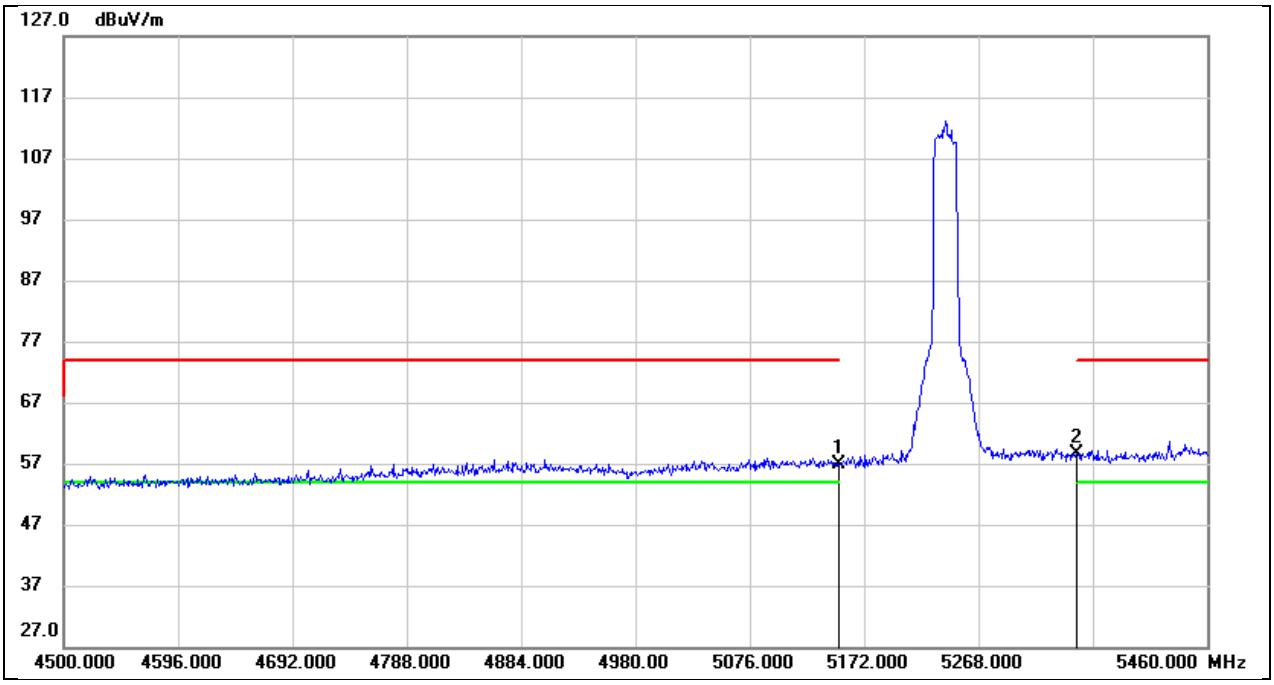

No.	Frequency (MHz)	Reading (dBuV)	Correct (dB/m)	Result (dBuV/m)	Limit (dBuV/m)	Margin (dB)	Remark
1	5150.000	16.75	40.21	56.96	74.00	-17.04	peak
2	5350.000	18.16	40.46	58.62	74.00	-15.38	peak

This report shall not be reproduced except in full, without the written approval of UL Verification Services (Guangzhou) Co., Ltd, Song Shan Lake Branch.

Test Mode:	SRD 20MHz AV	Frequency(MHz):	5240
Polarity:	Vertical	Test Voltage:	DC 14.76V

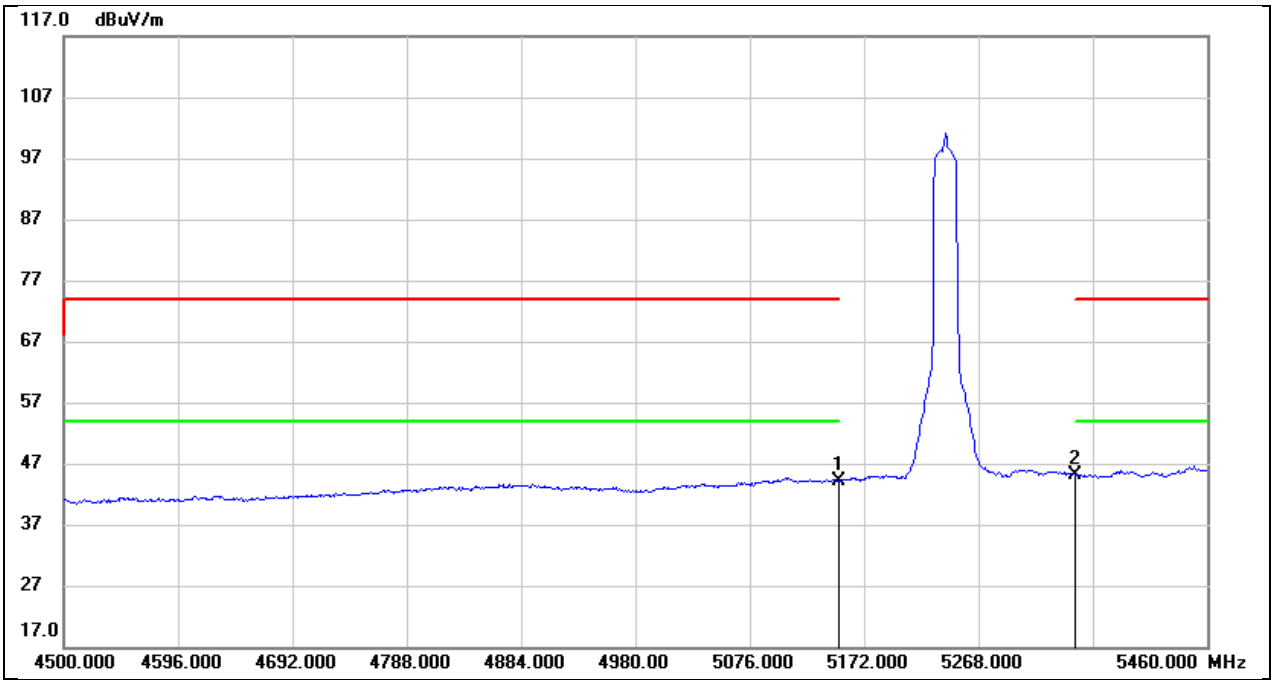

No.	Frequency (MHz)	Reading (dBuV)	Correct (dB/m)	Result (dBuV/m)	Limit (dBuV/m)	Margin (dB)	Remark
1	5150.000	3.98	40.21	44.19	54.00	-9.81	AVG
2	5350.000	4.70	40.46	45.16	54.00	-8.84	AVG

This report shall not be reproduced except in full, without the written approval of UL Verification Services (Guangzhou) Co., Ltd, Song Shan Lake Branch.

Test Mode:	SRD 20MHz PK	Frequency(MHz):	5735.5
Polarity:	Vertical	Test Voltage:	DC 14.76V

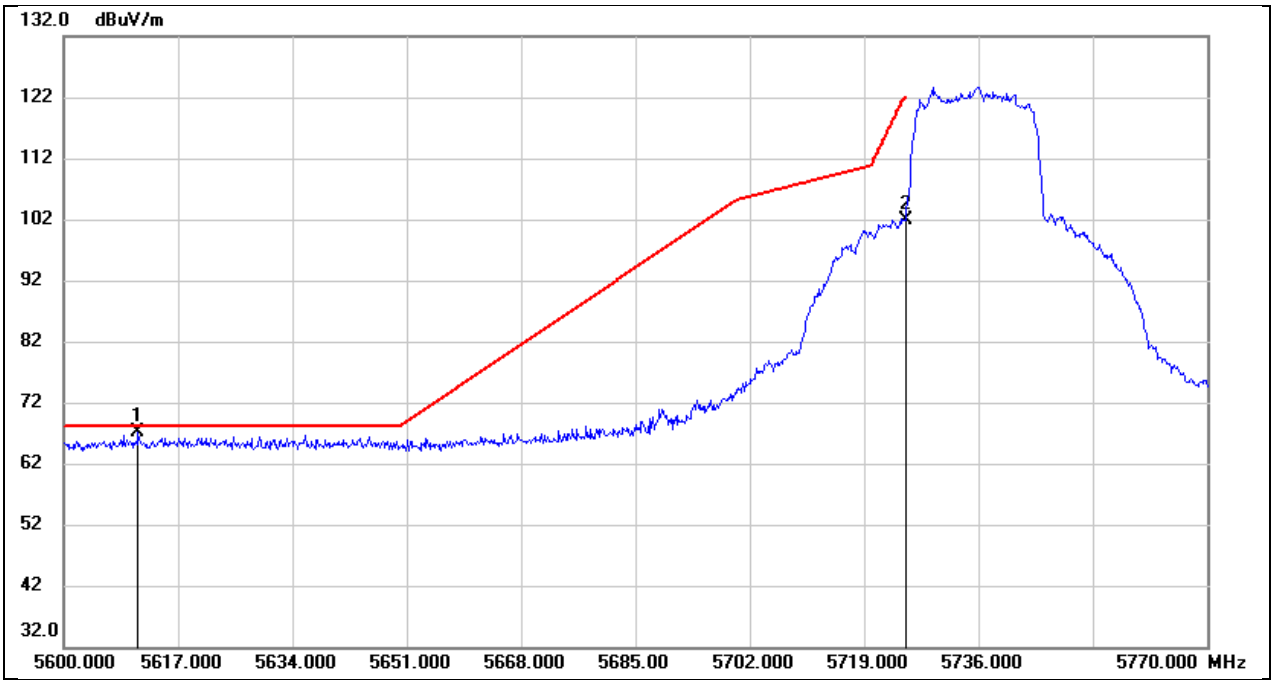

No.	Frequency (MHz)	Reading (dBuV)	Correct (dB/m)	Result (dBuV/m)	Limit (dBuV/m)	Margin (dB)	Remark
1	5611.050	25.81	41.38	67.19	68.20	-1.01	peak
2	5725.000	60.67	41.24	101.91	122.20	-20.29	peak

This report shall not be reproduced except in full, without the written approval of UL Verification Services (Guangzhou) Co., Ltd, Song Shan Lake Branch.

Test Mode:	SRD 20MHz PK	Frequency(MHz):	5839.5
Polarity:	Vertical	Test Voltage:	DC 14.76V

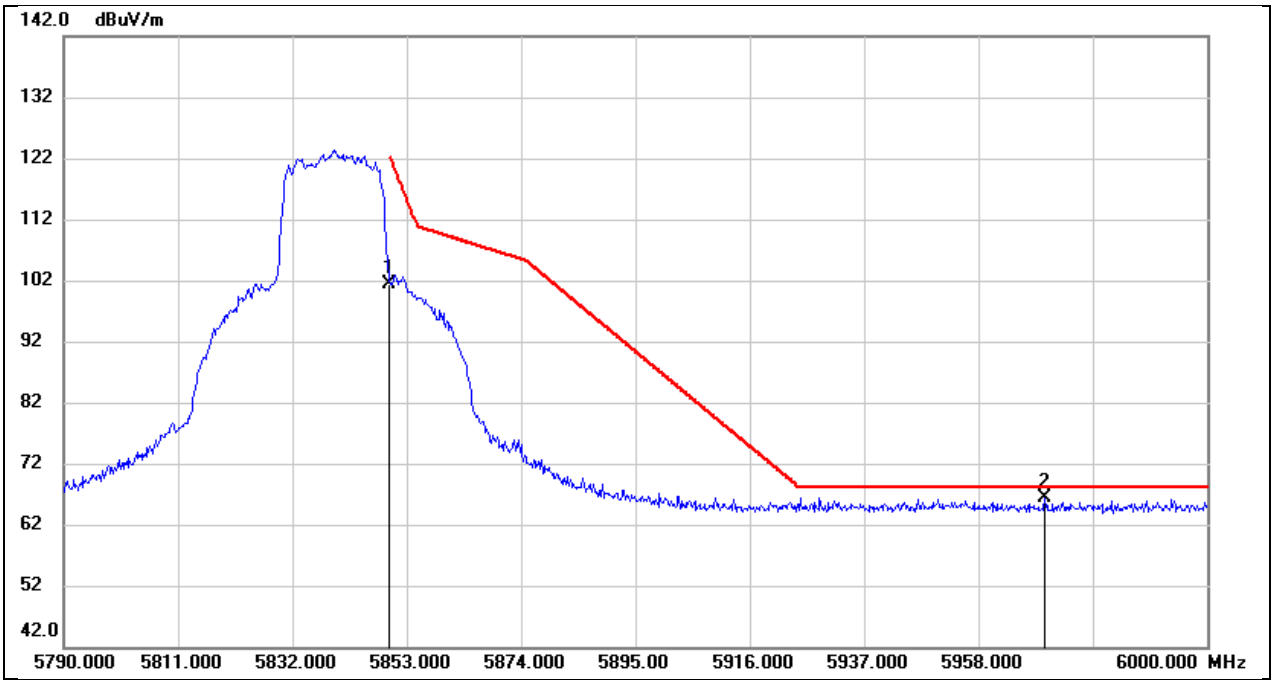

No.	Frequency (MHz)	Reading (dBuV)	Correct (dB/m)	Result (dBuV/m)	Limit (dBuV/m)	Margin (dB)	Remark
1	5850.000	60.13	41.37	101.50	122.20	-20.70	peak
2	5970.180	24.38	41.91	66.29	68.20	-1.91	peak

This report shall not be reproduced except in full, without the written approval of UL Verification Services (Guangzhou) Co., Ltd, Song Shan Lake Branch.

Test Mode:	SRD 40MHz PK	Frequency(MHz):	5170
Polarity:	Vertical	Test Voltage:	DC 14.76V

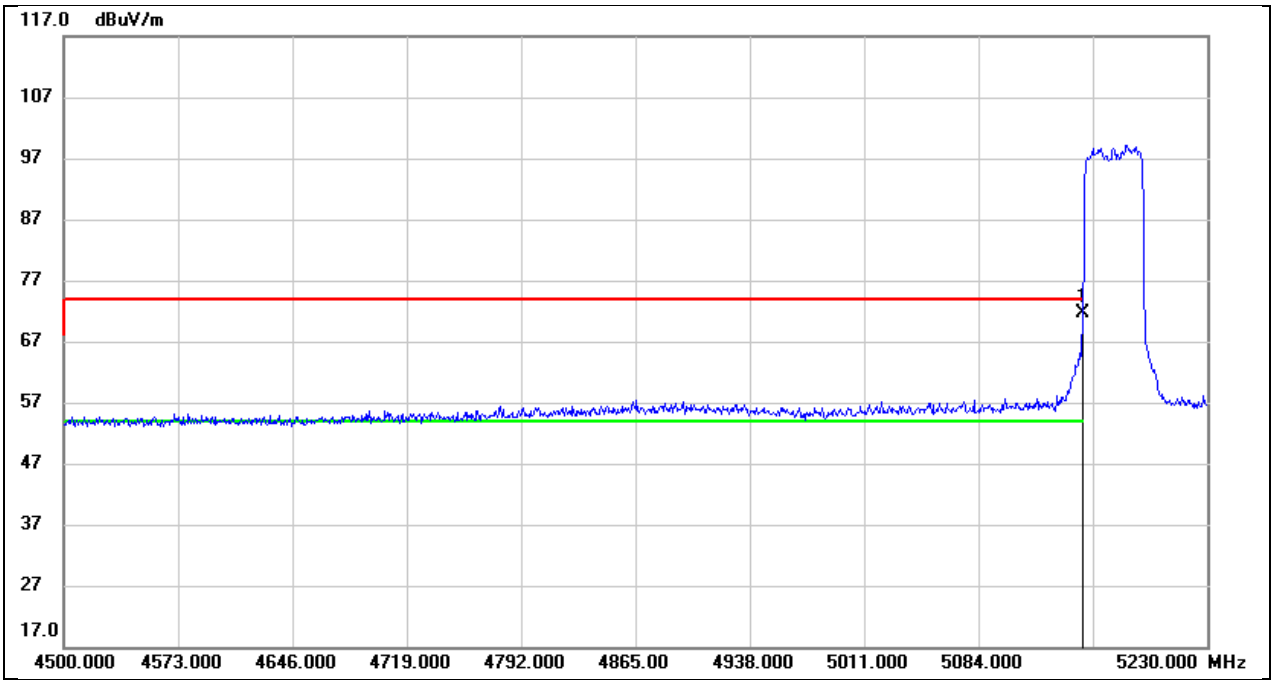

No.	Frequency (MHz)	Reading (dBuV)	Correct (dB/m)	Result (dBuV/m)	Limit (dBuV/m)	Margin (dB)	Remark
1	5150.000	31.45	40.21	71.66	74.00	-2.34	peak

This report shall not be reproduced except in full, without the written approval of UL Verification Services (Guangzhou) Co., Ltd, Song Shan Lake Branch.

Test Mode:	SRD 40MHz AV	Frequency(MHz):	5170
Polarity:	Vertical	Test Voltage:	DC 14.76V

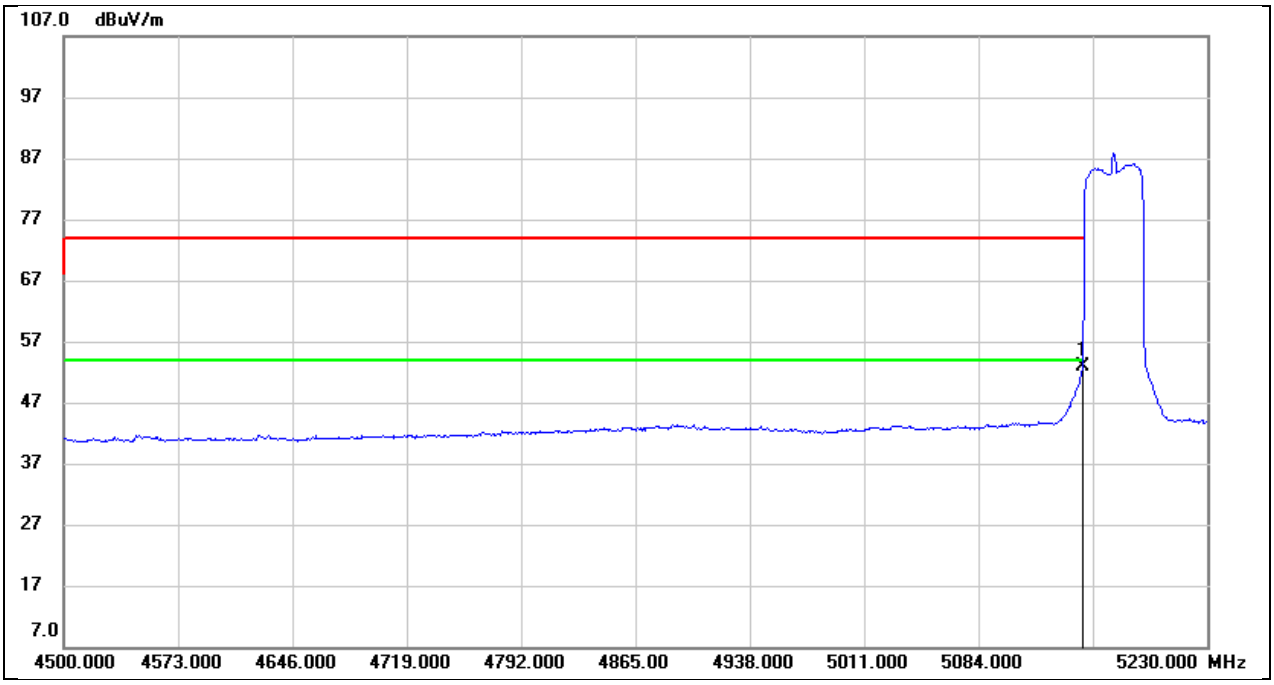

No.	Frequency (MHz)	Reading (dBuV)	Correct (dB/m)	Result (dBuV/m)	Limit (dBuV/m)	Margin (dB)	Remark
1	5150.000	12.65	40.21	52.86	54.00	-1.14	AVG

This report shall not be reproduced except in full, without the written approval of UL Verification Services (Guangzhou) Co., Ltd, Song Shan Lake Branch.

Test Mode:	SRD 40MHz PK	Frequency(MHz):	5171
Polarity:	Vertical	Test Voltage:	DC 14.76V

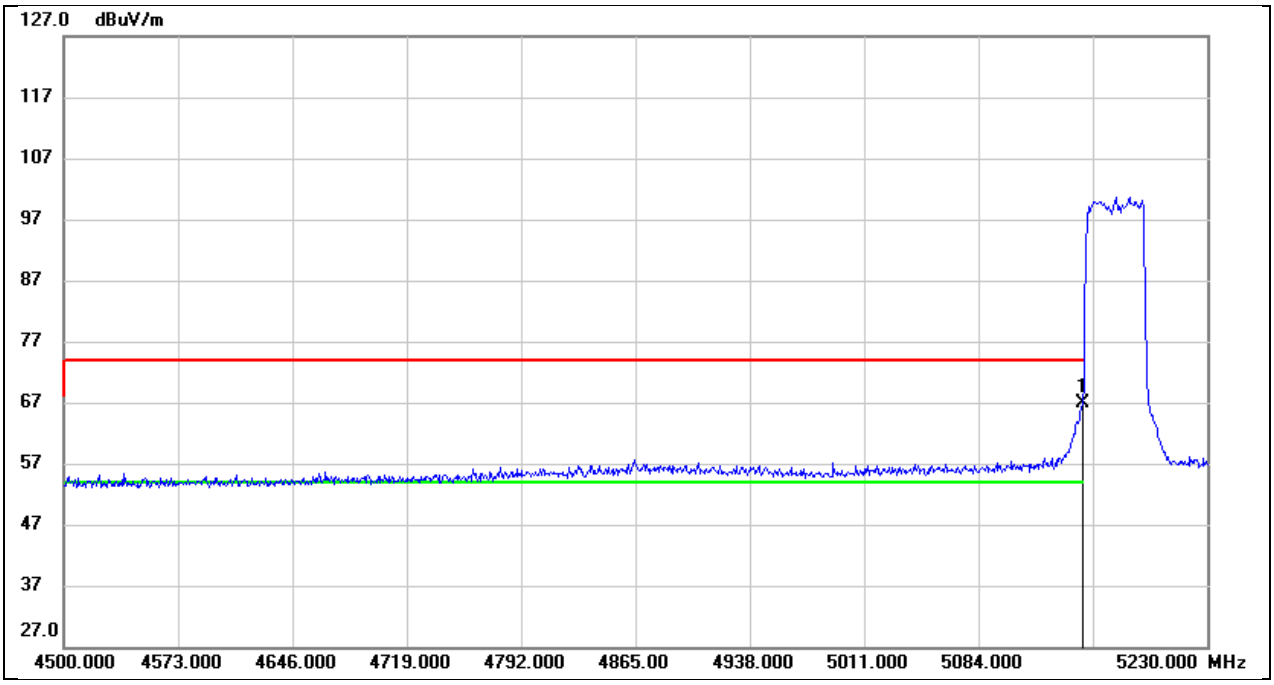

No.	Frequency (MHz)	Reading (dBuV)	Correct (dB/m)	Result (dBuV/m)	Limit (dBuV/m)	Margin (dB)	Remark
1	5150.000	26.64	40.21	66.85	74.00	-7.15	peak

This report shall not be reproduced except in full, without the written approval of UL Verification Services (Guangzhou) Co., Ltd, Song Shan Lake Branch.

Test Mode:	SRD 40MHz AV	Frequency(MHz):	5171
Polarity:	Vertical	Test Voltage:	DC 14.76V

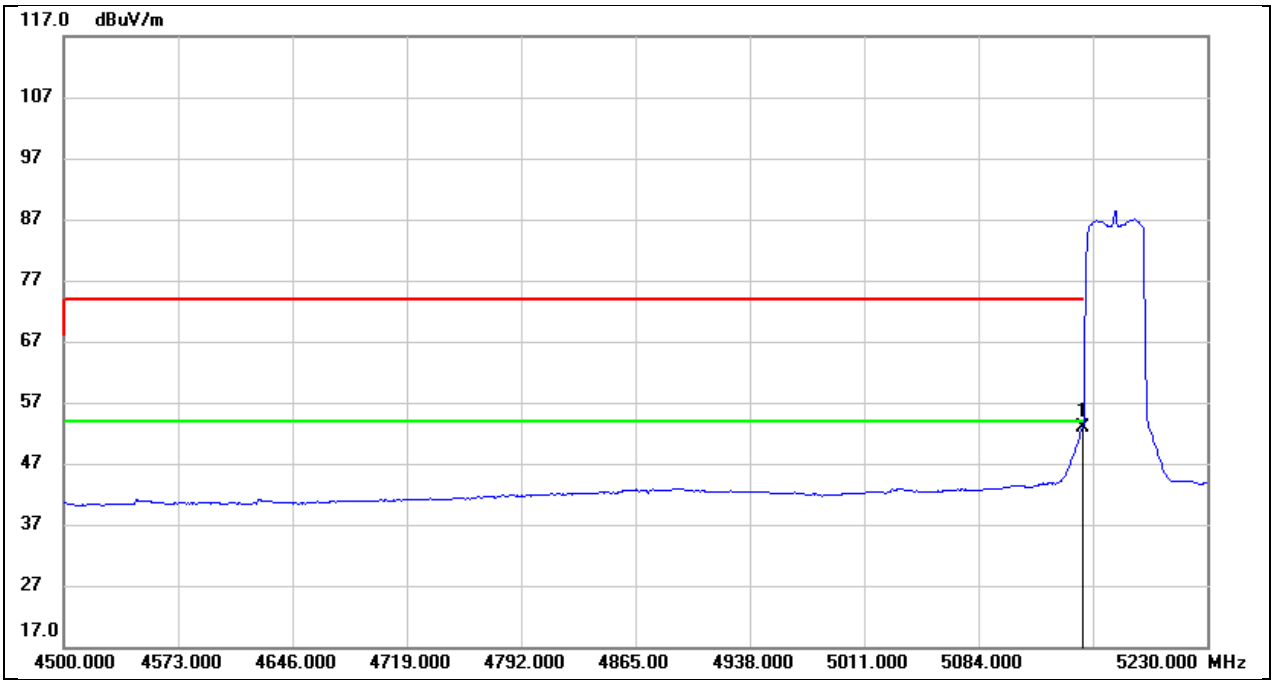

No.	Frequency (MHz)	Reading (dBuV)	Correct (dB/m)	Result (dBuV/m)	Limit (dBuV/m)	Margin (dB)	Remark
1	5150.000	12.66	40.21	52.87	54.00	-1.13	AVG

This report shall not be reproduced except in full, without the written approval of UL Verification Services (Guangzhou) Co., Ltd, Song Shan Lake Branch.

Test Mode:	SRD 40MHz PK	Frequency(MHz):	5172
Polarity:	Vertical	Test Voltage:	DC 14.76V

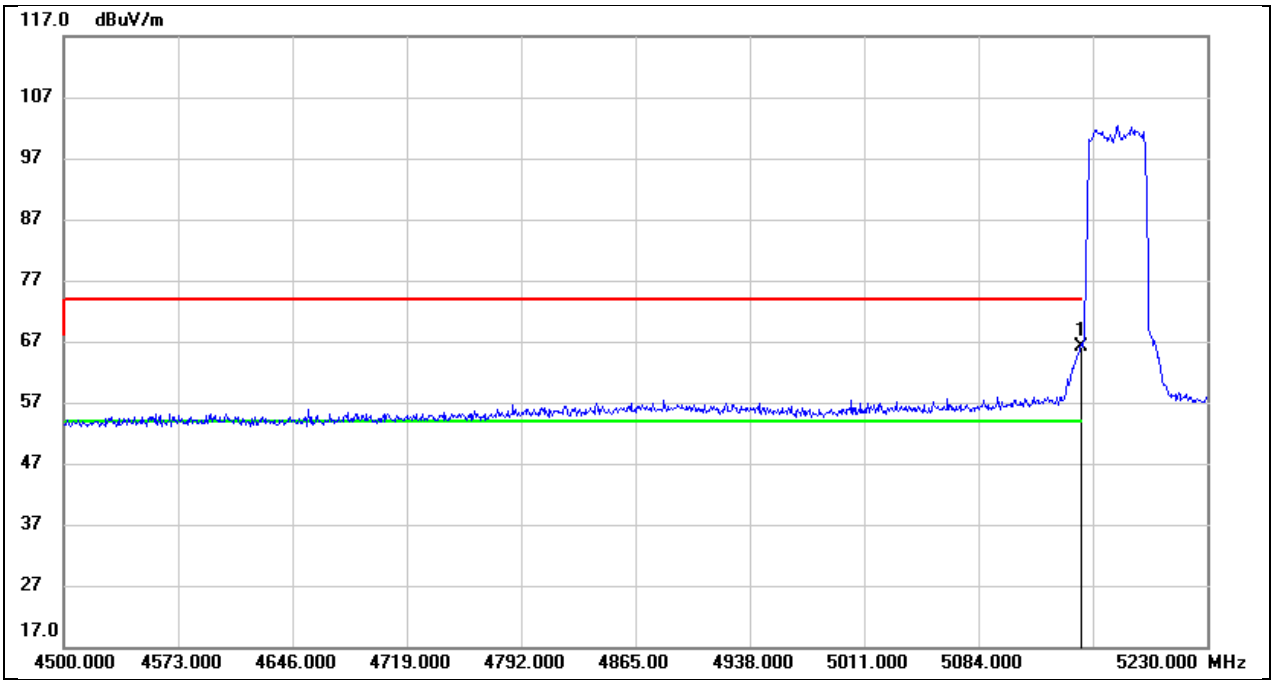

No.	Frequency (MHz)	Reading (dBuV)	Correct (dB/m)	Result (dBuV/m)	Limit (dBuV/m)	Margin (dB)	Remark
1	5150.000	25.90	40.21	66.11	74.00	-7.89	peak

This report shall not be reproduced except in full, without the written approval of UL Verification Services (Guangzhou) Co., Ltd, Song Shan Lake Branch.

Test Mode:	SRD 40MHz AV	Frequency(MHz):	5172
Polarity:	Vertical	Test Voltage:	DC 14.76V

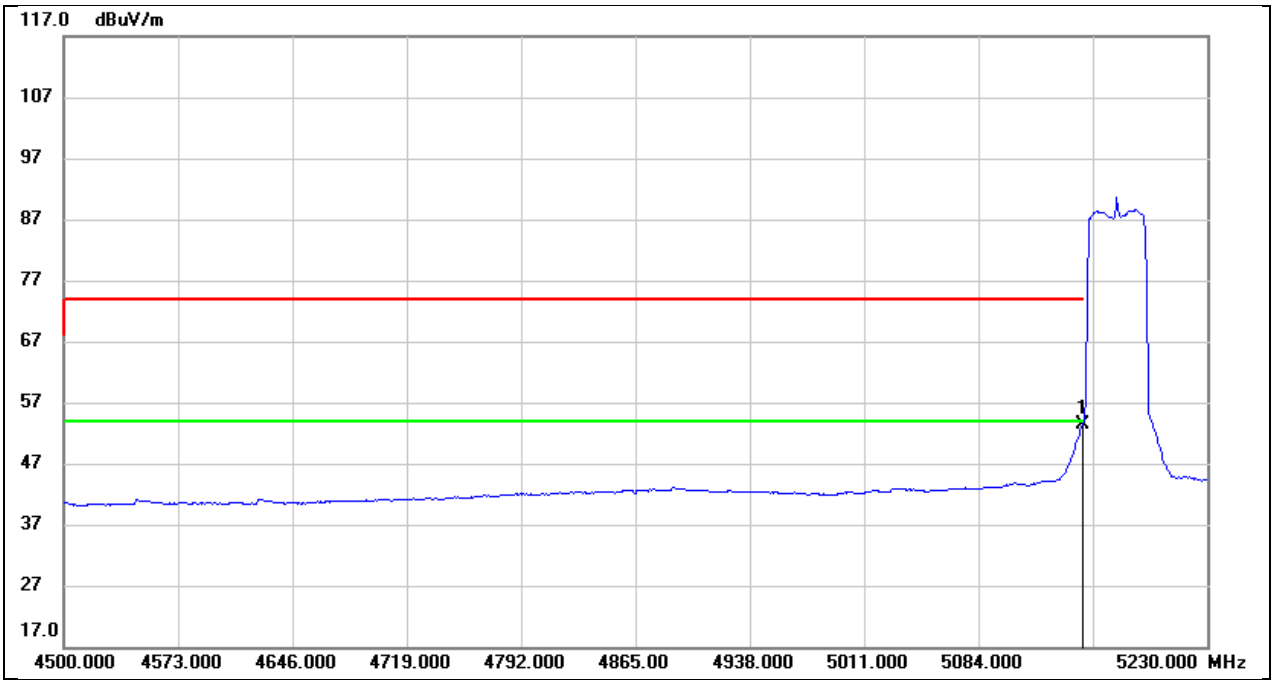

No.	Frequency (MHz)	Reading (dBuV)	Correct (dB/m)	Result (dBuV/m)	Limit (dBuV/m)	Margin (dB)	Remark
1	5150.000	13.14	40.21	53.35	54.00	-0.65	AVG

This report shall not be reproduced except in full, without the written approval of UL Verification Services (Guangzhou) Co., Ltd, Song Shan Lake Branch.

Test Mode:	SRD 40MHz PK	Frequency(MHz):	5173
Polarity:	Vertical	Test Voltage:	DC 14.76V

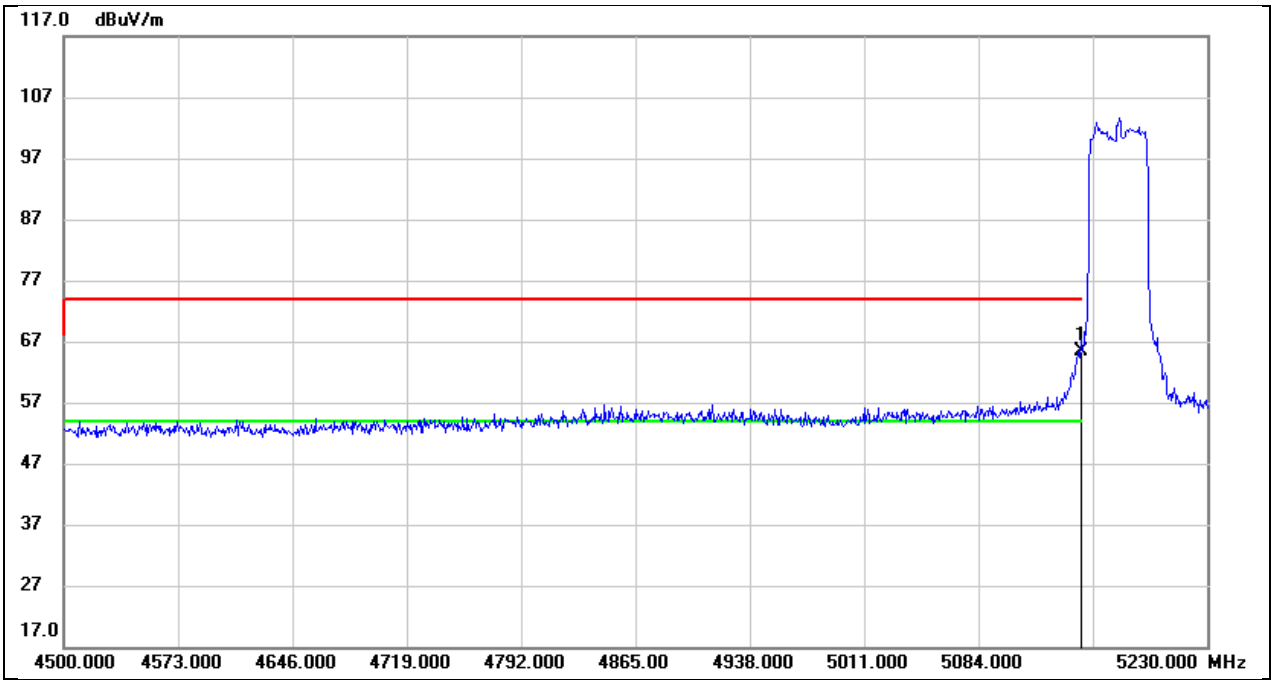

No.	Frequency (MHz)	Reading (dBuV)	Correct (dB/m)	Result (dBuV/m)	Limit (dBuV/m)	Margin (dB)	Remark
1	5150.000	25.24	40.21	65.45	74.00	-8.55	peak

This report shall not be reproduced except in full, without the written approval of UL Verification Services (Guangzhou) Co., Ltd, Song Shan Lake Branch.

Test Mode:	SRD 40MHz AV	Frequency(MHz):	5173
Polarity:	Vertical	Test Voltage:	DC 14.76V

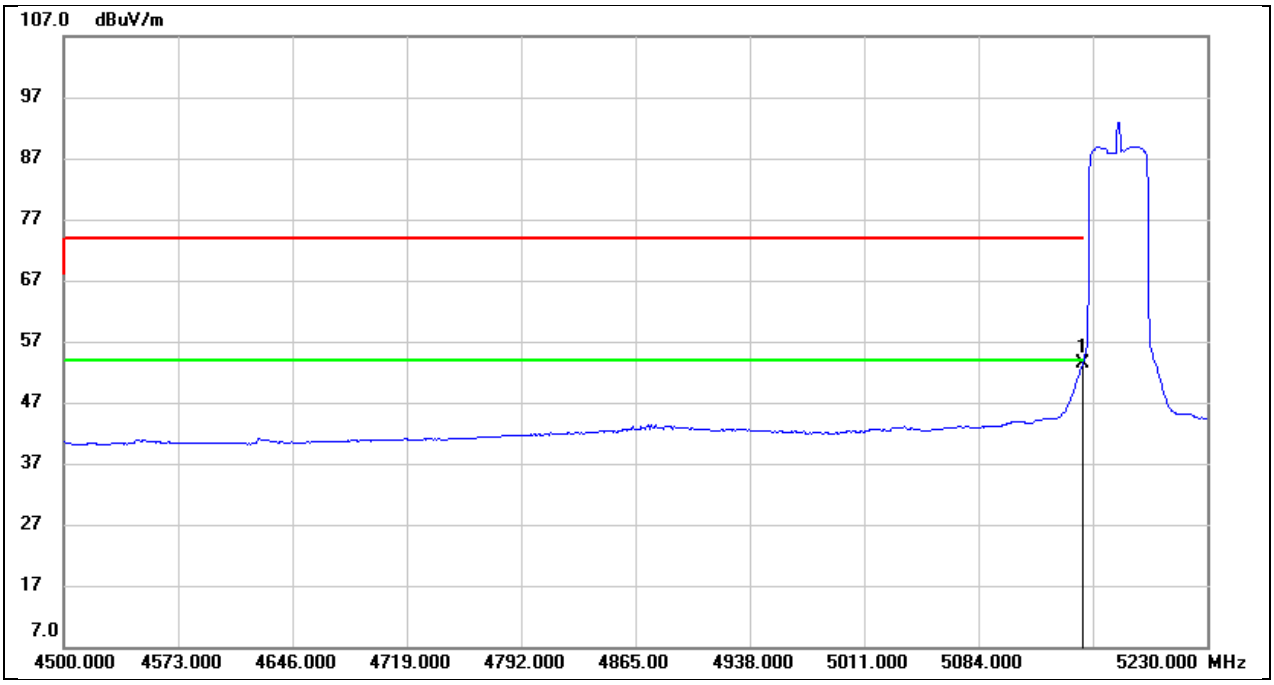

No.	Frequency (MHz)	Reading (dBuV)	Correct (dB/m)	Result (dBuV/m)	Limit (dBuV/m)	Margin (dB)	Remark
1	5150.000	13.24	40.21	53.45	54.00	-0.55	AVG

This report shall not be reproduced except in full, without the written approval of UL Verification Services (Guangzhou) Co., Ltd, Song Shan Lake Branch.

Test Mode:	SRD 40MHz PK	Frequency(MHz):	5174
Polarity:	Vertical	Test Voltage:	DC 14.76V

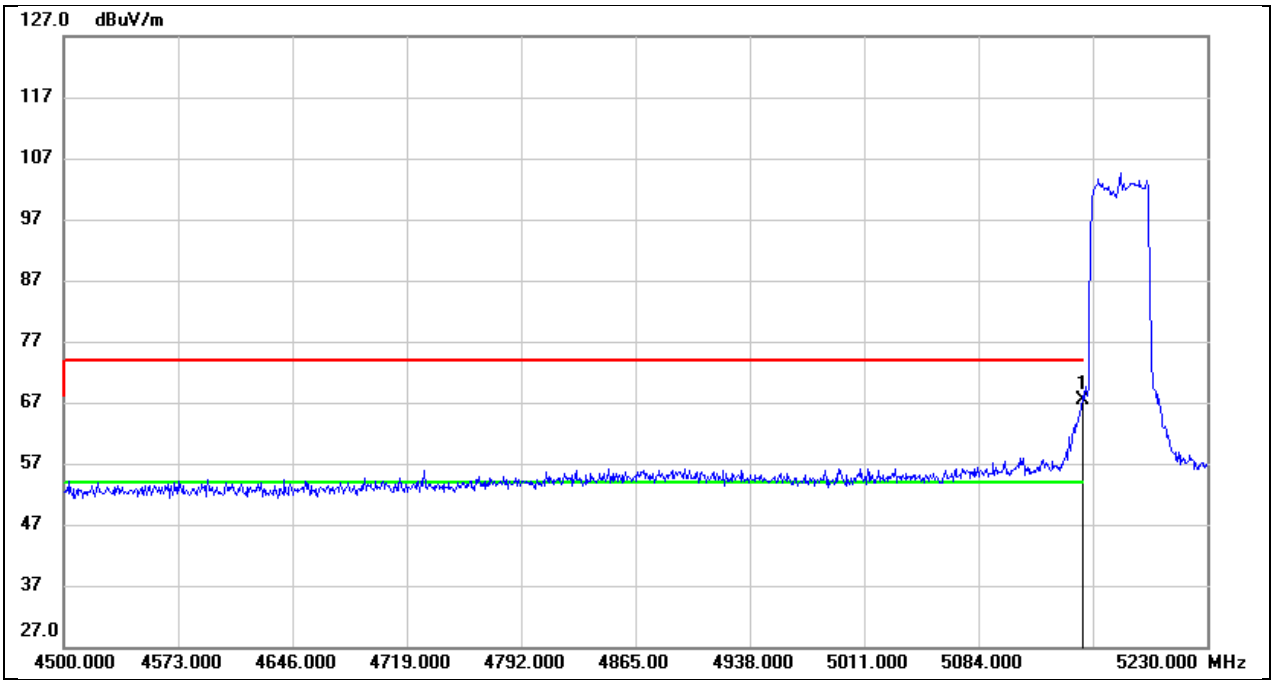

No.	Frequency (MHz)	Reading (dBuV)	Correct (dB/m)	Result (dBuV/m)	Limit (dBuV/m)	Margin (dB)	Remark
1	5150.000	27.09	40.21	67.30	74.00	-6.70	peak

This report shall not be reproduced except in full, without the written approval of UL Verification Services (Guangzhou) Co., Ltd, Song Shan Lake Branch.

Test Mode:	SRD 40MHz AV	Frequency(MHz):	5174
Polarity:	Vertical	Test Voltage:	DC 14.76V

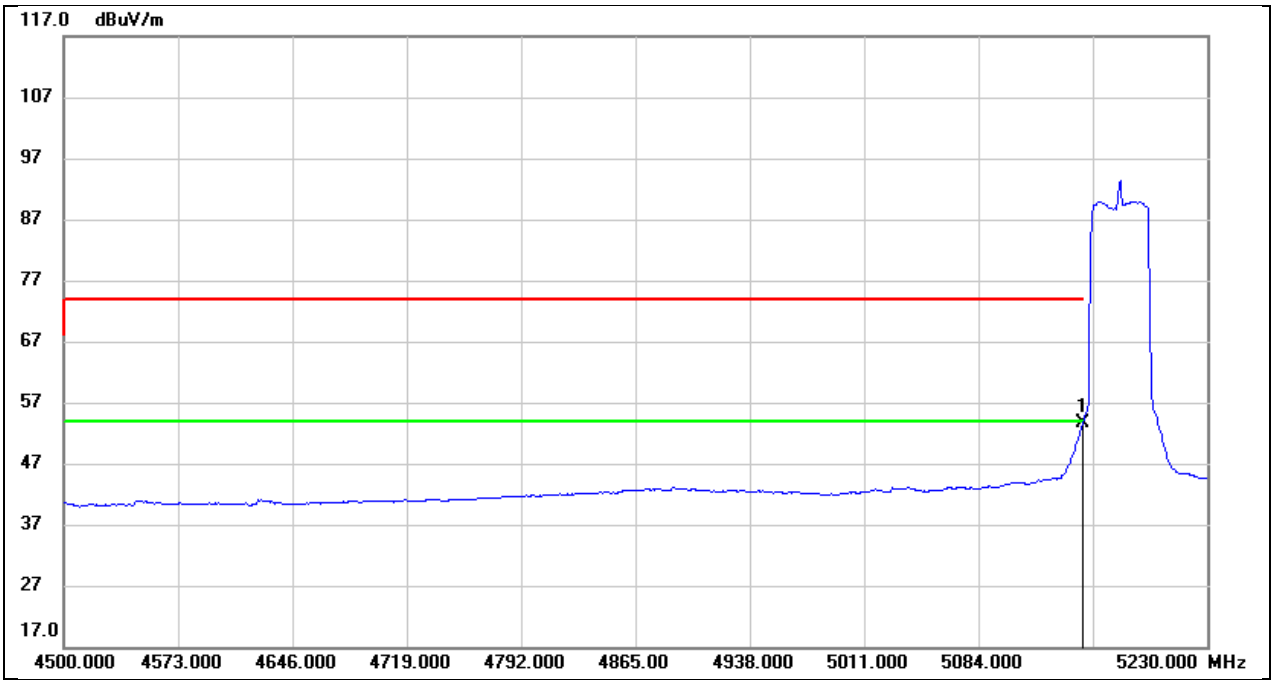

No.	Frequency (MHz)	Reading (dBuV)	Correct (dB/m)	Result (dBuV/m)	Limit (dBuV/m)	Margin (dB)	Remark
1	5150.000	13.30	40.21	53.51	54.00	-0.49	AVG

This report shall not be reproduced except in full, without the written approval of UL Verification Services (Guangzhou) Co., Ltd, Song Shan Lake Branch.

Test Mode:	SRD 40MHz PK	Frequency(MHz):	5177
Polarity:	Vertical	Test Voltage:	DC 14.76V

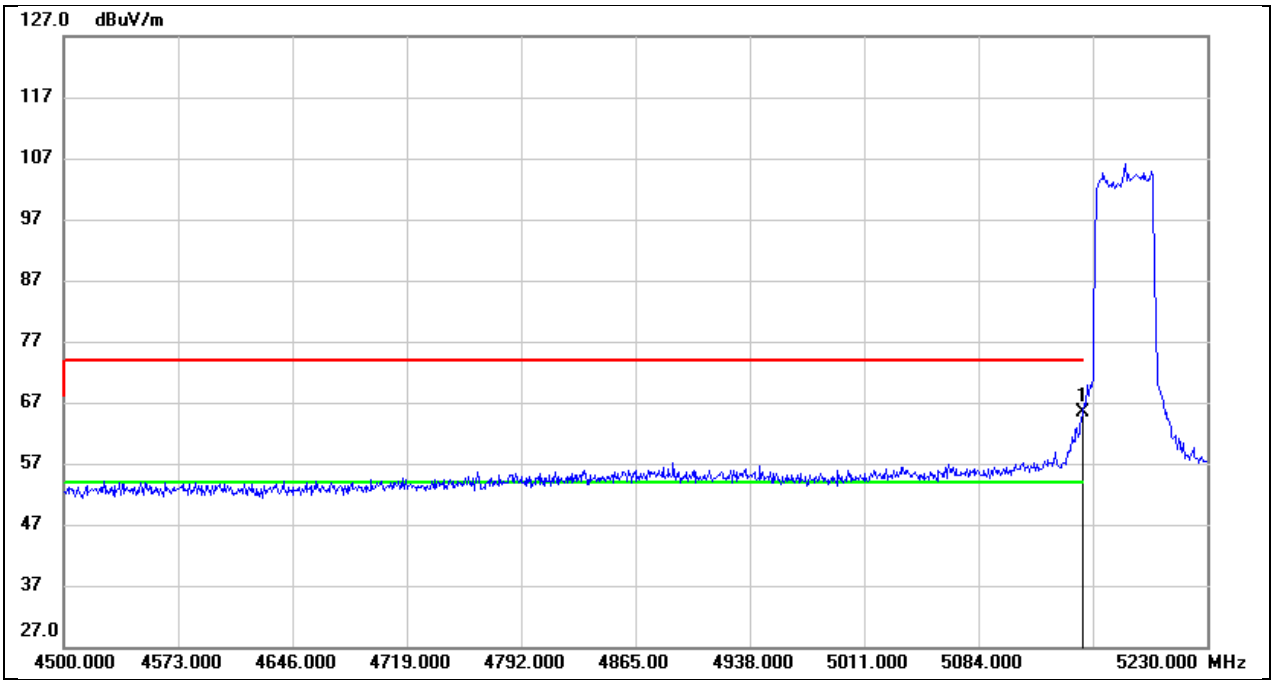

No.	Frequency (MHz)	Reading (dBuV)	Correct (dB/m)	Result (dBuV/m)	Limit (dBuV/m)	Margin (dB)	Remark
1	5150.000	25.09	40.21	65.30	74.00	-8.70	peak

This report shall not be reproduced except in full, without the written approval of UL Verification Services (Guangzhou) Co., Ltd, Song Shan Lake Branch.

Test Mode:	SRD 40MHz AV	Frequency(MHz):	5177
Polarity:	Vertical	Test Voltage:	DC 14.76V

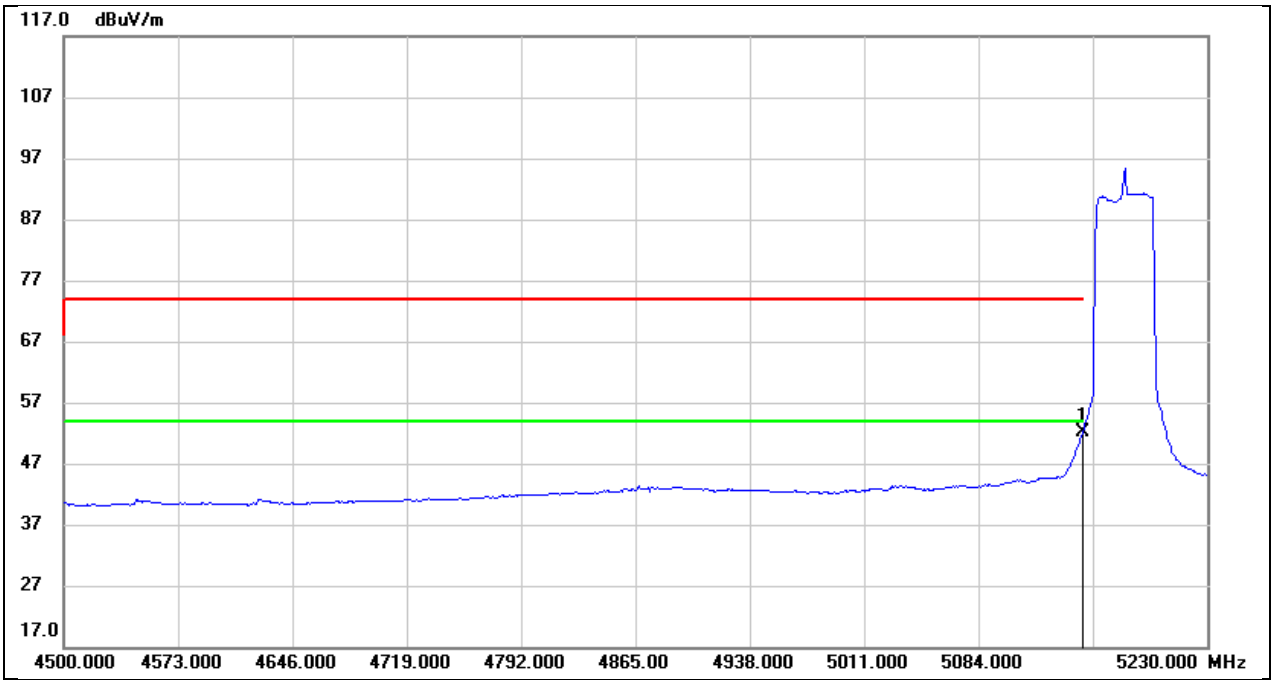

No.	Frequency (MHz)	Reading (dBuV)	Correct (dB/m)	Result (dBuV/m)	Limit (dBuV/m)	Margin (dB)	Remark
1	5150.000	11.97	40.21	52.18	54.00	-1.82	AVG

This report shall not be reproduced except in full, without the written approval of UL Verification Services (Guangzhou) Co., Ltd, Song Shan Lake Branch.

Test Mode:	SRD 40MHz PK	Frequency(MHz):	5182
Polarity:	Vertical	Test Voltage:	DC 14.76V

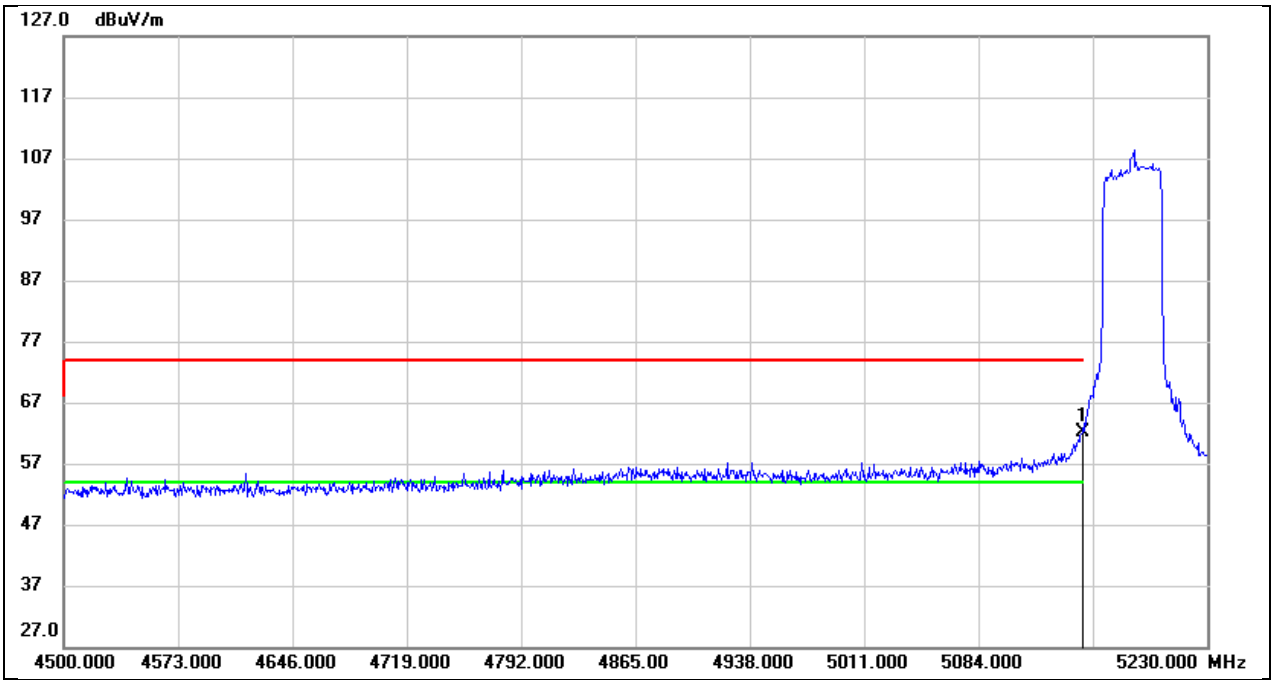

No.	Frequency (MHz)	Reading (dBuV)	Correct (dB/m)	Result (dBuV/m)	Limit (dBuV/m)	Margin (dB)	Remark
1	5150.000	21.87	40.21	62.08	74.00	-11.92	peak

This report shall not be reproduced except in full, without the written approval of UL Verification Services (Guangzhou) Co., Ltd, Song Shan Lake Branch.

Test Mode:	SRD 40MHz AV	Frequency(MHz):	5182
Polarity:	Vertical	Test Voltage:	DC 14.76V

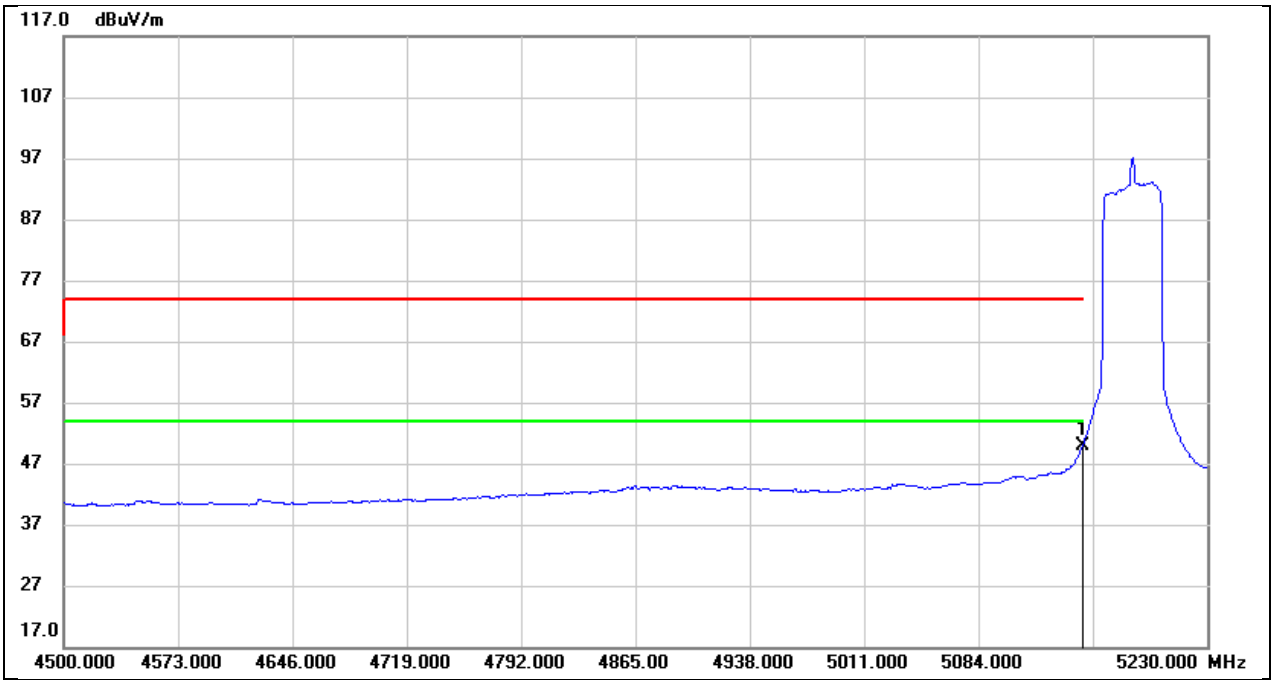

No.	Frequency (MHz)	Reading (dBuV)	Correct (dB/m)	Result (dBuV/m)	Limit (dBuV/m)	Margin (dB)	Remark
1	5150.000	9.57	40.21	49.78	54.00	-4.22	AVG

This report shall not be reproduced except in full, without the written approval of UL Verification Services (Guangzhou) Co., Ltd, Song Shan Lake Branch.

Test Mode:	SRD 40MHz PK	Frequency(MHz):	5187
Polarity:	Vertical	Test Voltage:	DC 14.76V

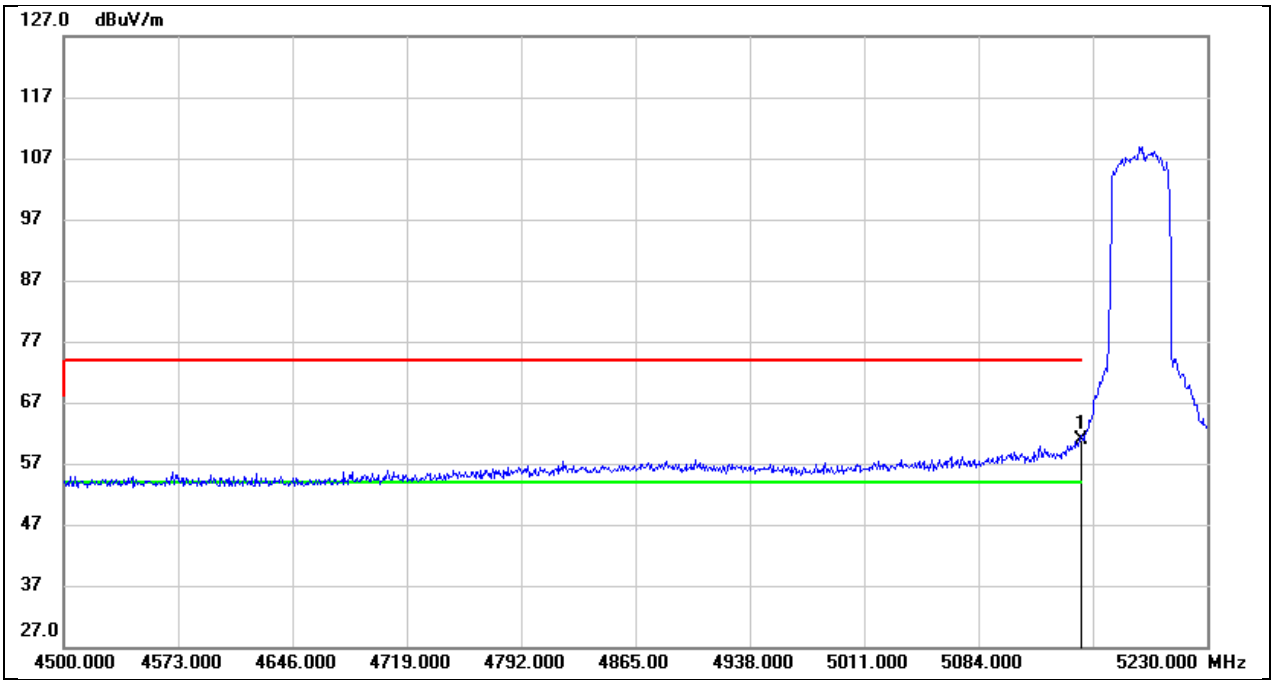

No.	Frequency (MHz)	Reading (dBuV)	Correct (dB/m)	Result (dBuV/m)	Limit (dBuV/m)	Margin (dB)	Remark
1	5150.000	20.77	40.21	60.98	74.00	-13.02	peak

This report shall not be reproduced except in full, without the written approval of UL Verification Services (Guangzhou) Co., Ltd, Song Shan Lake Branch.

Test Mode:	SRD 40MHz AV	Frequency(MHz):	5187
Polarity:	Vertical	Test Voltage:	DC 14.76V

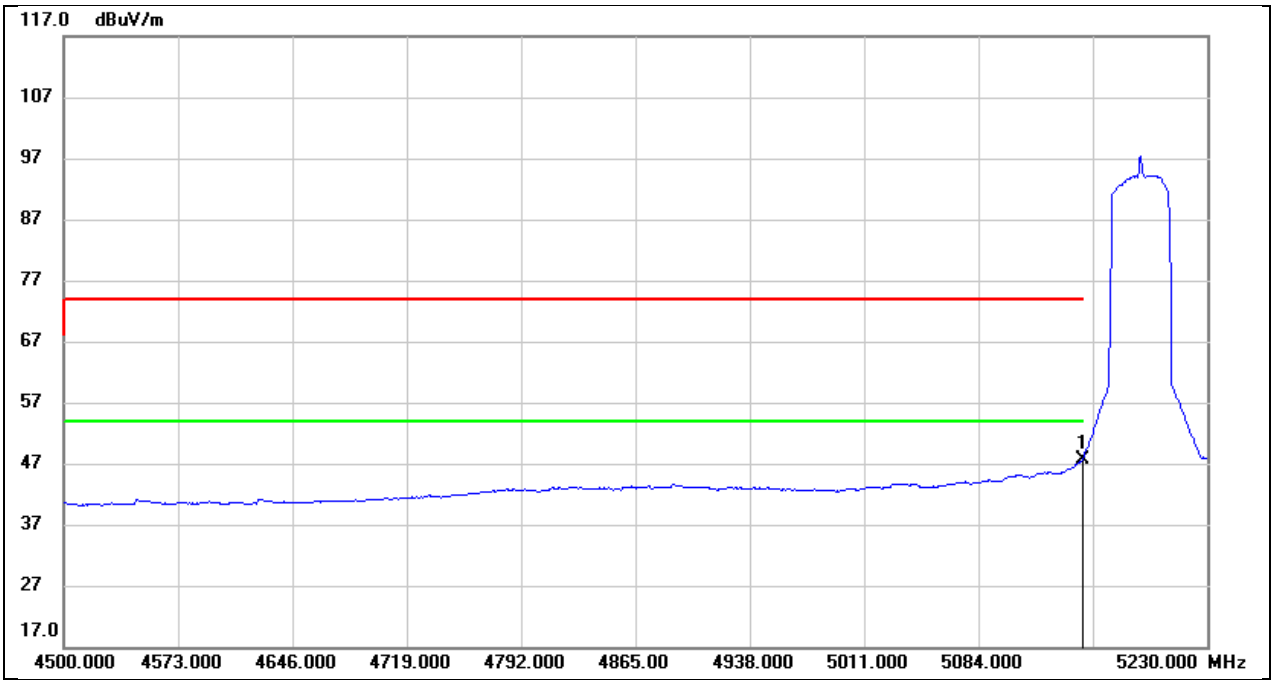

No.	Frequency (MHz)	Reading (dBuV)	Correct (dB/m)	Result (dBuV/m)	Limit (dBuV/m)	Margin (dB)	Remark
1	5150.000	7.38	40.21	47.59	54.00	-6.41	AVG

This report shall not be reproduced except in full, without the written approval of UL Verification Services (Guangzhou) Co., Ltd, Song Shan Lake Branch.

Test Mode:	SRD 40MHz PK	Frequency(MHz):	5188
Polarity:	Vertical	Test Voltage:	DC 14.76V

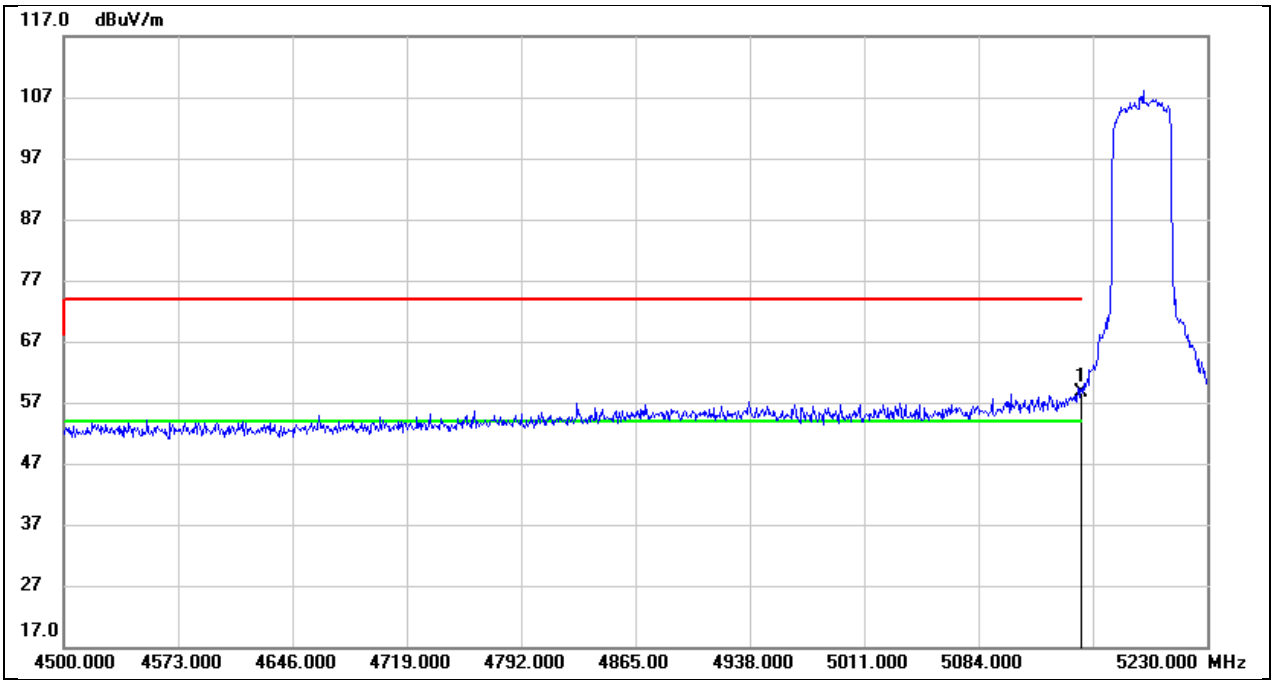

No.	Frequency (MHz)	Reading (dBuV)	Correct (dB/m)	Result (dBuV/m)	Limit (dBuV/m)	Margin (dB)	Remark
1	5150.000	18.42	40.21	58.63	74.00	-15.37	peak

This report shall not be reproduced except in full, without the written approval of UL Verification Services (Guangzhou) Co., Ltd, Song Shan Lake Branch.

Test Mode:	SRD 40MHz AV	Frequency(MHz):	5188
Polarity:	Vertical	Test Voltage:	DC 14.76V

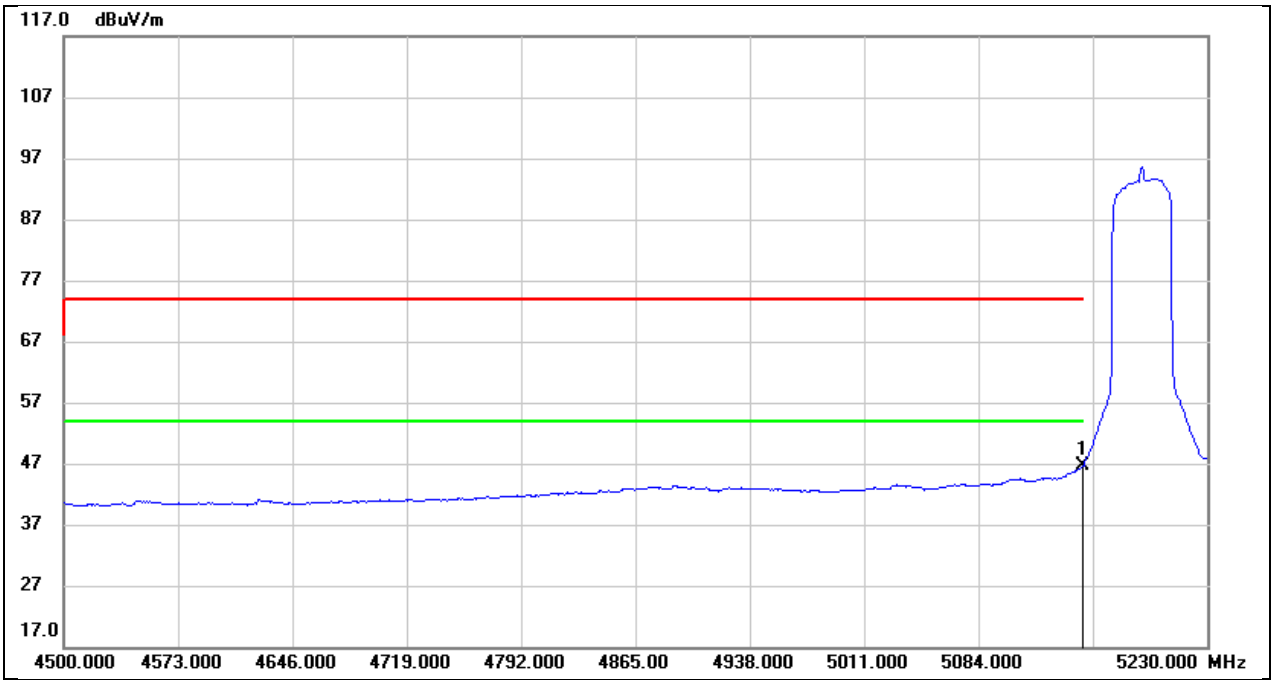

No.	Frequency (MHz)	Reading (dBuV)	Correct (dB/m)	Result (dBuV/m)	Limit (dBuV/m)	Margin (dB)	Remark
1	5150.000	6.33	40.21	46.54	54.00	-7.46	AVG

This report shall not be reproduced except in full, without the written approval of UL Verification Services (Guangzhou) Co., Ltd, Song Shan Lake Branch.

Test Mode:	SRD 40MHz PK	Frequency(MHz):	5200
Polarity:	Vertical	Test Voltage:	DC 14.76V

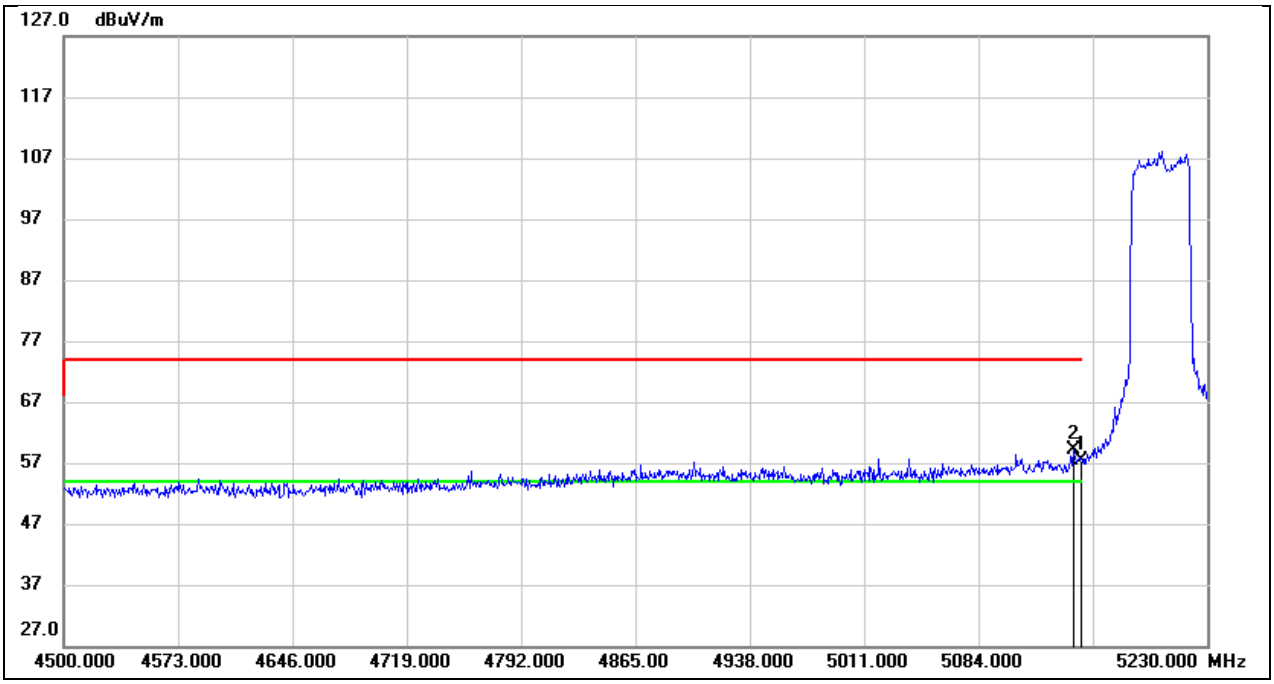

No.	Frequency (MHz)	Reading (dBuV)	Correct (dB/m)	Result (dBuV/m)	Limit (dBuV/m)	Margin (dB)	Remark
1	5150.000	17.27	40.21	57.48	74.00	-16.52	peak
2	5144.590	18.90	40.19	59.09	74.00	-14.91	peak

This report shall not be reproduced except in full, without the written approval of UL Verification Services (Guangzhou) Co., Ltd, Song Shan Lake Branch.

Test Mode:	SRD 40MHz PK	Frequency(MHz):	5200
Polarity:	Vertical	Test Voltage:	DC 14.76V

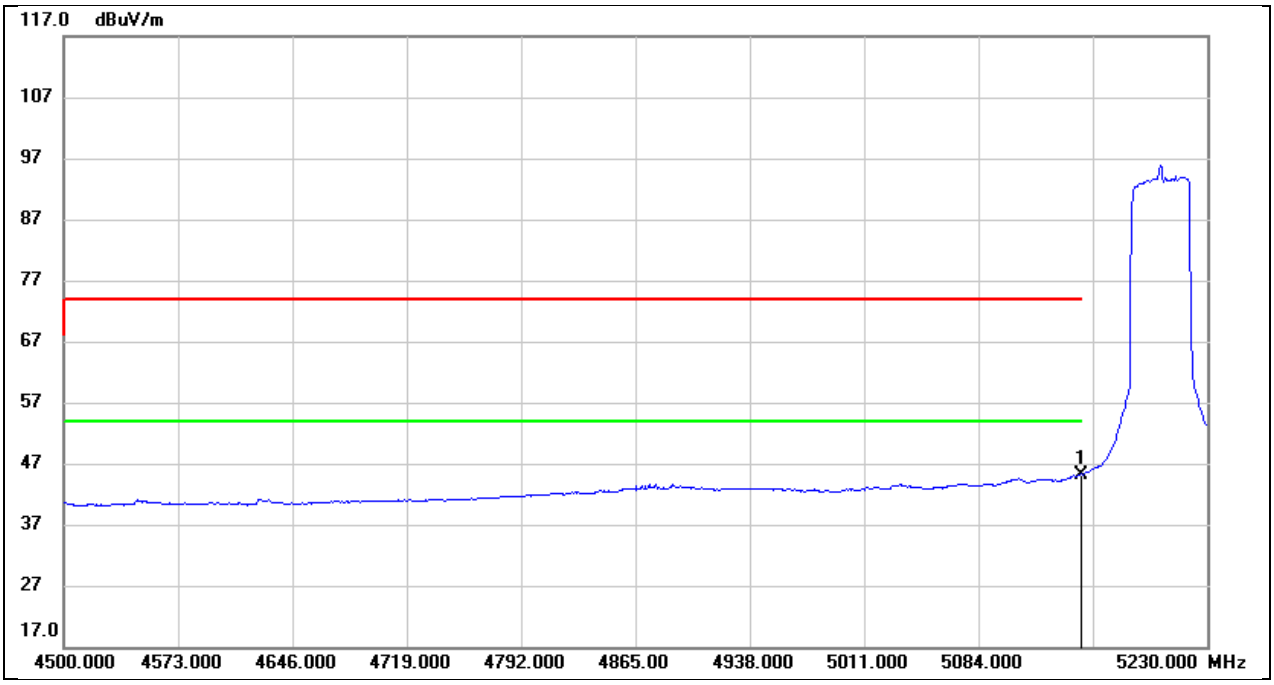

No.	Frequency (MHz)	Reading (dBuV)	Correct (dB/m)	Result (dBuV/m)	Limit (dBuV/m)	Margin (dB)	Remark
1	5150.000	5.03	40.21	45.24	54.00	-8.76	AVG

This report shall not be reproduced except in full, without the written approval of UL Verification Services (Guangzhou) Co., Ltd, Song Shan Lake Branch.

Test Mode:	SRD 40MHz PK	Frequency(MHz):	5230
Polarity:	Vertical	Test Voltage:	DC 14.76V

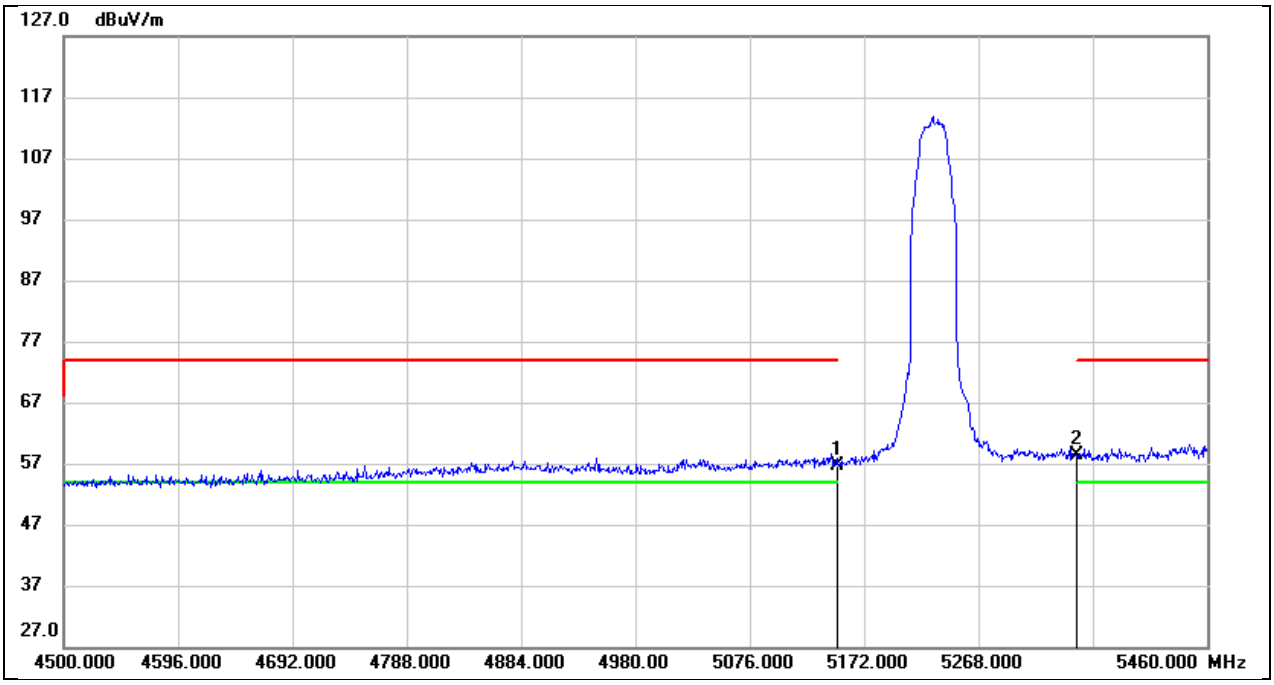

No.	Frequency (MHz)	Reading (dBuV)	Correct (dB/m)	Result (dBuV/m)	Limit (dBuV/m)	Margin (dB)	Remark
1	5150.000	16.48	40.21	56.69	74.00	-17.31	peak
2	5350.000	17.92	40.46	58.38	74.00	-15.62	peak

This report shall not be reproduced except in full, without the written approval of UL Verification Services (Guangzhou) Co., Ltd, Song Shan Lake Branch.

Test Mode:	SRD 40MHz AV	Frequency(MHz):	5230
Polarity:	Vertical	Test Voltage:	DC 14.76V

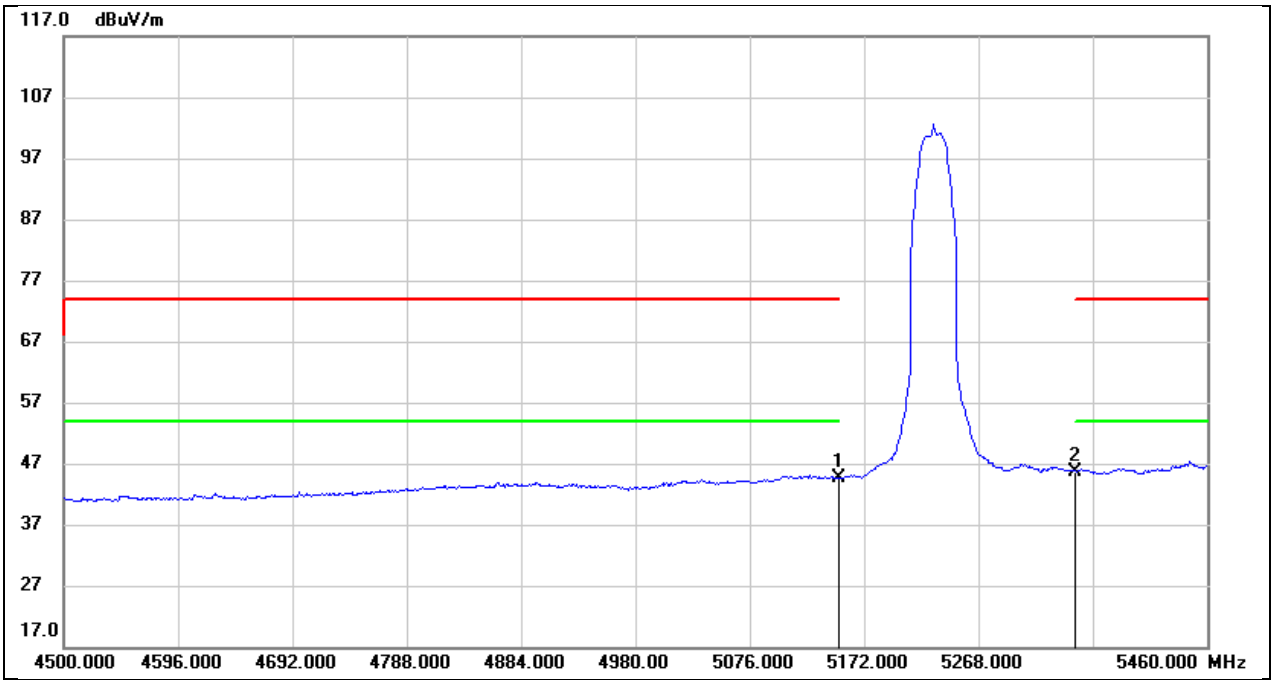

No.	Frequency (MHz)	Reading (dBuV)	Correct (dB/m)	Result (dBuV/m)	Limit (dBuV/m)	Margin (dB)	Remark
1	5150.000	4.36	40.21	44.57	54.00	-9.43	AVG
2	5350.000	5.29	40.46	45.75	54.00	-8.25	AVG

This report shall not be reproduced except in full, without the written approval of UL Verification Services (Guangzhou) Co., Ltd, Song Shan Lake Branch.

Test Mode:	SRD 40MHz PK	Frequency(MHz):	5745.5
Polarity:	Vertical	Test Voltage:	DC 14.76V

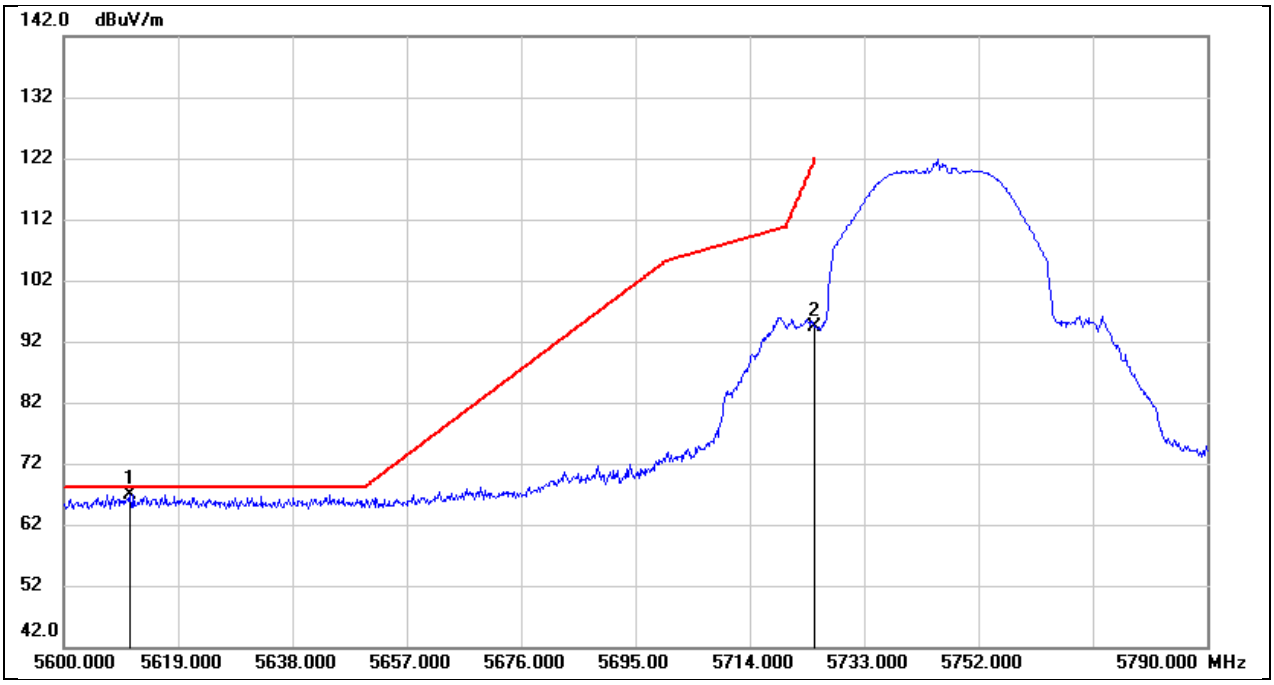

No.	Frequency (MHz)	Reading (dBuV)	Correct (dB/m)	Result (dBuV/m)	Limit (dBuV/m)	Margin (dB)	Remark
1	5611.020	25.54	41.38	66.92	68.20	-1.28	peak
2	5725.000	53.07	41.24	94.31	122.20	-27.89	peak

This report shall not be reproduced except in full, without the written approval of UL Verification Services (Guangzhou) Co., Ltd, Song Shan Lake Branch.

Test Mode:	SRD 40MHz PK	Frequency(MHz):	5829.5
Polarity:	Vertical	Test Voltage:	DC 14.76V

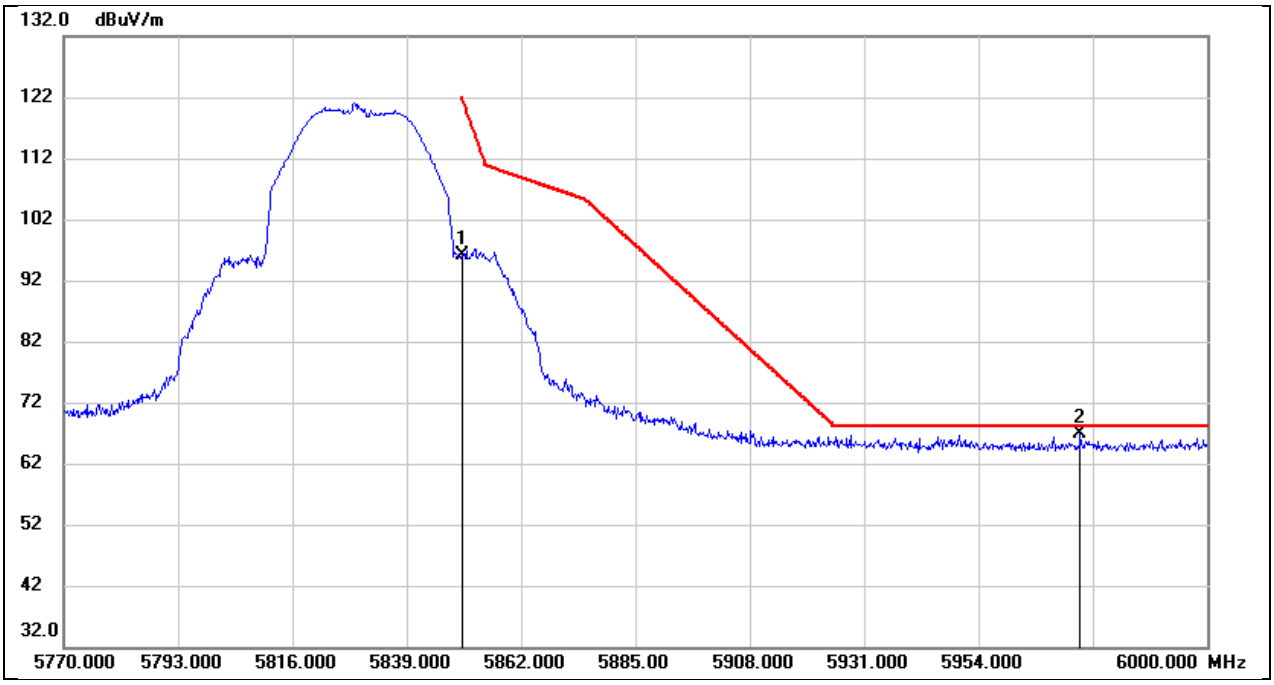

No.	Frequency (MHz)	Reading (dBuV)	Correct (dB/m)	Result (dBuV/m)	Limit (dBuV/m)	Margin (dB)	Remark
1	5850.000	54.76	41.37	96.13	122.20	-26.07	peak
2	5974.470	24.84	41.93	66.77	68.20	-1.43	peak

This report shall not be reproduced except in full, without the written approval of UL Verification Services (Guangzhou) Co., Ltd, Song Shan Lake Branch.

Test Mode:	SRD 60MHz PK	Frequency(MHz):	5755.5
Polarity:	Vertical	Test Voltage:	DC 14.76V

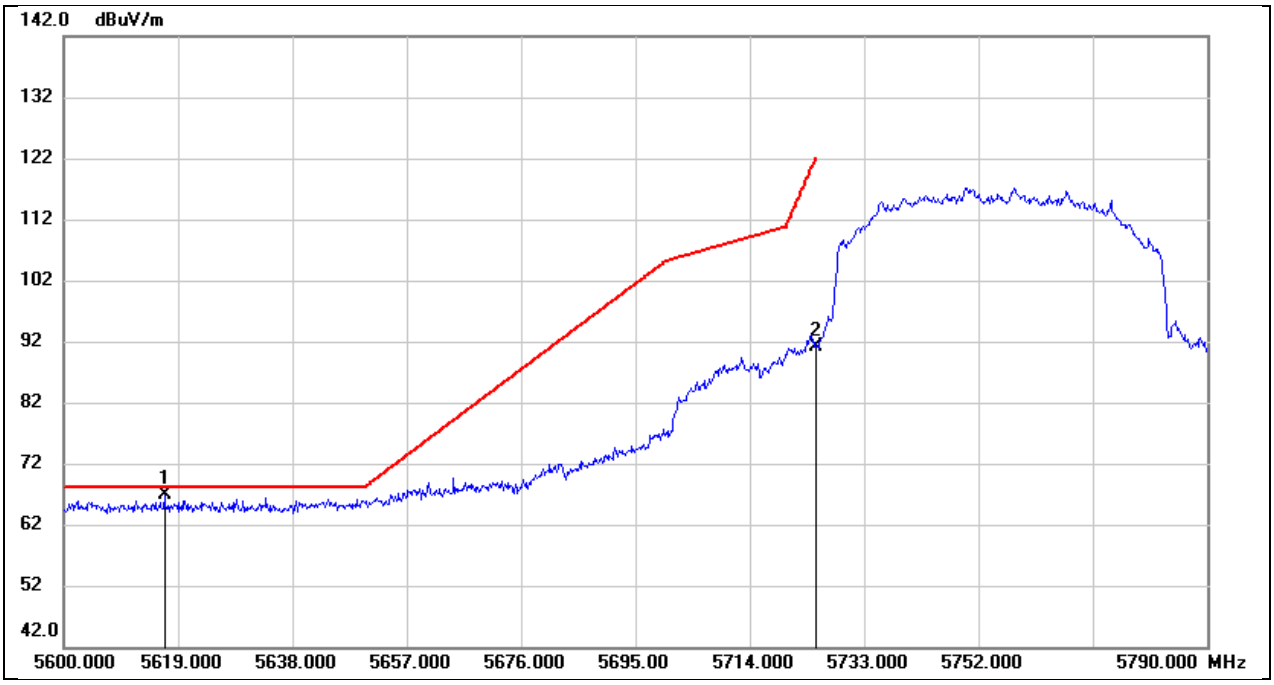

No.	Frequency (MHz)	Reading (dBuV)	Correct (dB/m)	Result (dBuV/m)	Limit (dBuV/m)	Margin (dB)	Remark
1	5616.720	25.46	41.37	66.83	68.20	-1.37	peak
2	5725.000	49.96	41.24	91.20	122.20	-31.00	peak

This report shall not be reproduced except in full, without the written approval of UL Verification Services (Guangzhou) Co., Ltd, Song Shan Lake Branch.

Test Mode:	SRD 60MHz PK	Frequency(MHz):	5819.5
Polarity:	Vertical	Test Voltage:	DC 14.76V

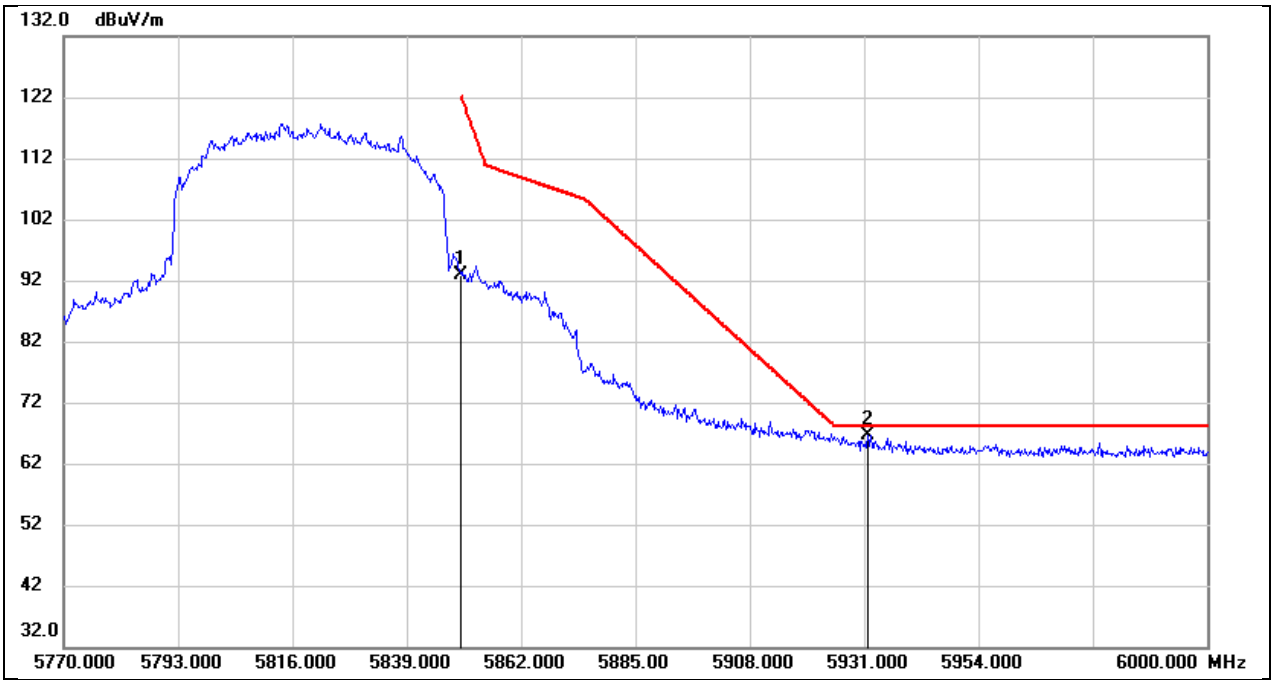

No.	Frequency (MHz)	Reading (dBuV)	Correct (dB/m)	Result (dBuV/m)	Limit (dBuV/m)	Margin (dB)	Remark
1	5850.000	51.63	41.37	93.00	122.20	-29.20	peak
2	5931.690	24.79	41.74	66.53	68.20	-1.67	peak

This report shall not be reproduced except in full, without the written approval of UL Verification Services (Guangzhou) Co., Ltd, Song Shan Lake Branch.

Test Mode:	SRD 80MHz PK	Frequency(MHz):	5765.5
Polarity:	Vertical	Test Voltage:	DC 14.76V

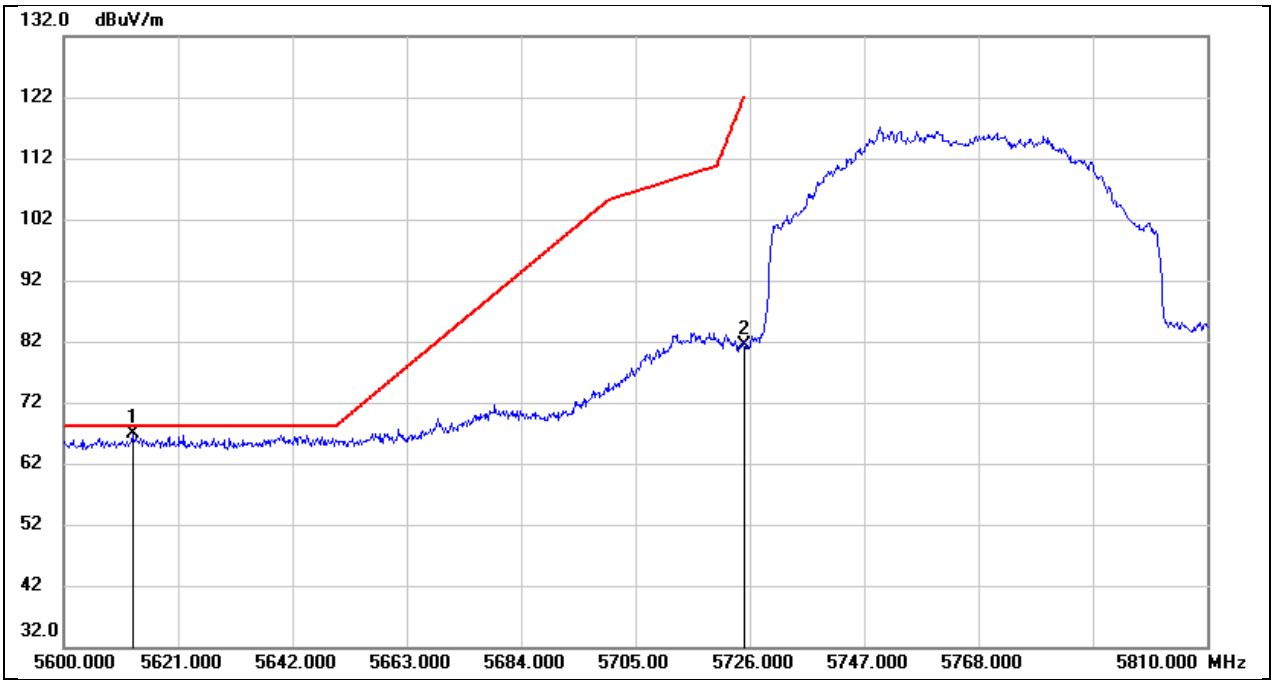

No.	Frequency (MHz)	Reading (dBuV)	Correct (dB/m)	Result (dBuV/m)	Limit (dBuV/m)	Margin (dB)	Remark
1	5612.600	25.58	41.37	66.95	68.20	-1.25	peak
2	5725.000	40.16	41.24	81.40	122.20	-40.80	peak

This report shall not be reproduced except in full, without the written approval of UL Verification Services (Guangzhou) Co., Ltd, Song Shan Lake Branch.

Test Mode:	SRD 80MHz PK	Frequency(MHz):	5809.5
Polarity:	Vertical	Test Voltage:	DC 14.76V

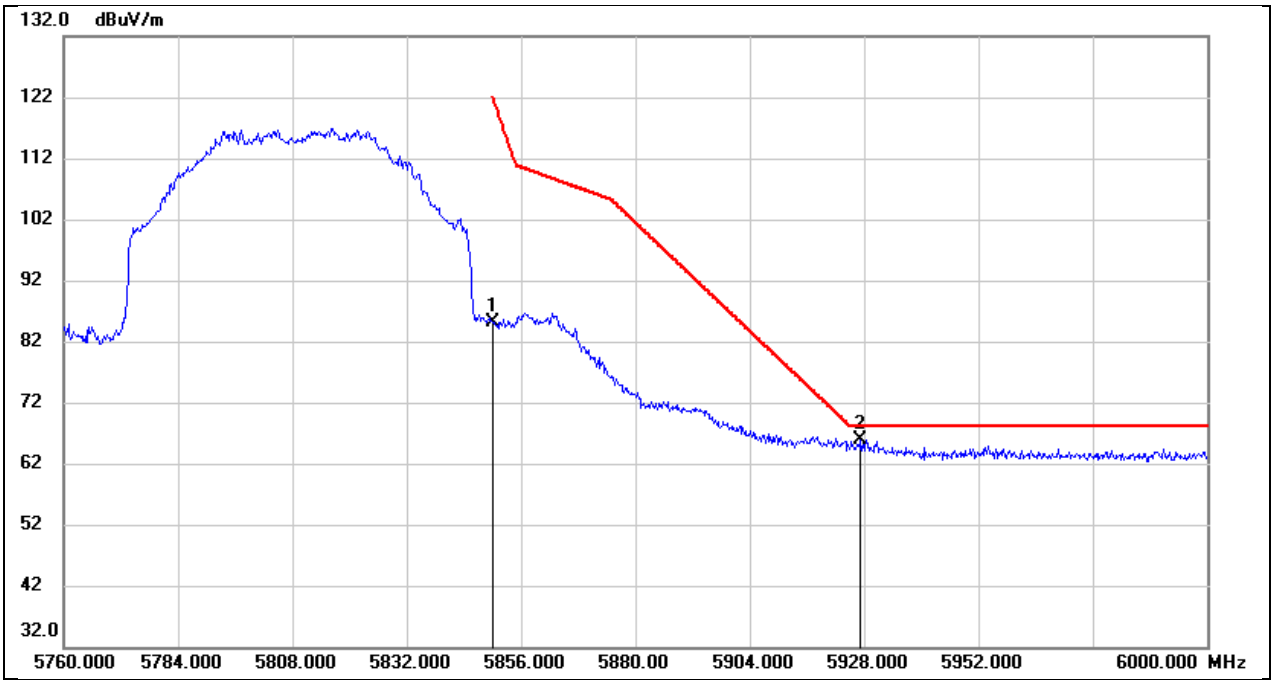

No.	Frequency (MHz)	Reading (dBuV)	Correct (dB/m)	Result (dBuV/m)	Limit (dBuV/m)	Margin (dB)	Remark
1	5850.000	43.86	41.37	85.23	122.20	-36.97	peak
2	5927.280	24.23	41.72	65.95	68.20	-2.25	peak

This report shall not be reproduced except in full, without the written approval of UL Verification Services (Guangzhou) Co., Ltd, Song Shan Lake Branch.

8.2. SPURIOUS EMISSIONS (1 GHZ ~ 7 GHZ)

Test Mode:	SRD 20MHz	Frequency(MHz):	5161
Polarity:	Horizontal	Test Voltage:	DC 14.76V

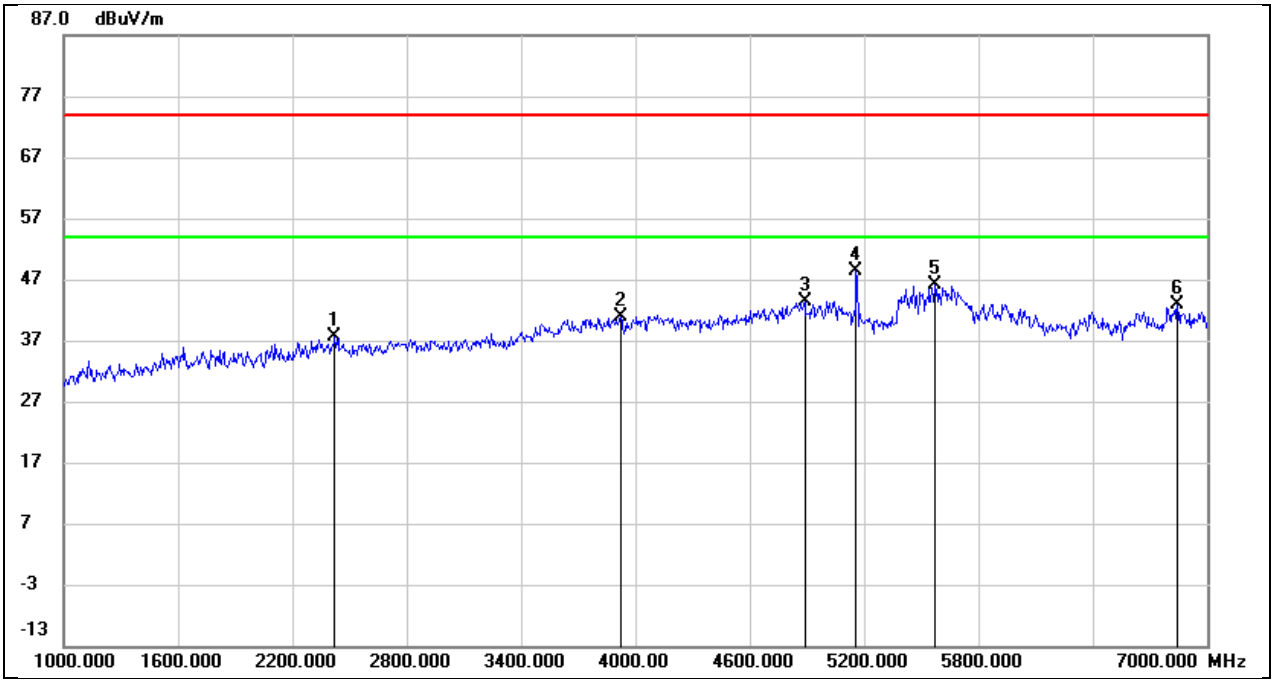

No.	Frequency (MHz)	Reading (dBuV)	Correct (dB/m)	Result (dBuV/m)	Limit (dBuV/m)	Margin (dB)	Remark
1	2422.000	44.94	-7.41	37.53	74.00	-36.47	peak
2	3922.000	43.82	-2.98	40.84	74.00	-33.16	peak
3	4888.000	43.05	0.37	43.42	74.00	-30.58	peak
4	5161.000	47.20	1.25	48.45	/	/	fundamental
5	5572.000	43.15	3.00	46.15	74.00	-27.85	peak
6	6844.000	37.21	5.56	42.77	74.00	-31.23	peak

This report shall not be reproduced except in full, without the written approval of UL Verification Services (Guangzhou) Co., Ltd, Song Shan Lake Branch.

Test Mode:	SRD 20MHz	Frequency(MHz):	5161
Polarity:	Vertical	Test Voltage:	DC 14.76V

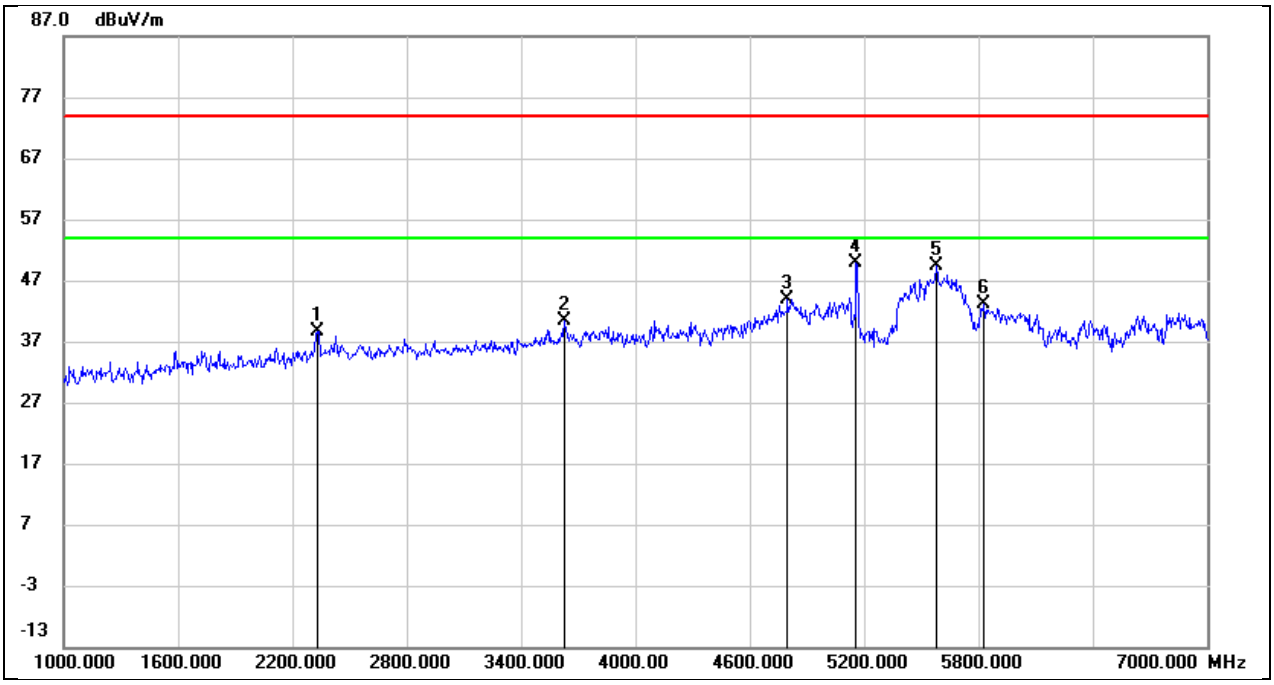

No.	Frequency (MHz)	Reading (dBuV)	Correct (dB/m)	Result (dBuV/m)	Limit (dBuV/m)	Margin (dB)	Remark
1	2332.000	46.53	-7.91	38.62	74.00	-35.38	peak
2	3628.000	44.02	-3.62	40.40	74.00	-33.60	peak
3	4798.000	43.93	0.04	43.97	74.00	-30.03	peak
4	5161.000	48.69	1.25	49.94	/	/	fundamental
5	5578.000	46.42	3.04	49.46	74.00	-24.54	peak
6	5830.000	40.53	2.48	43.01	74.00	-30.99	peak

This report shall not be reproduced except in full, without the written approval of UL Verification Services (Guangzhou) Co., Ltd, Song Shan Lake Branch.

Test Mode:	SRD 20MHz	Frequency(MHz):	5200
Polarity:	Horizontal	Test Voltage:	DC 14.76V

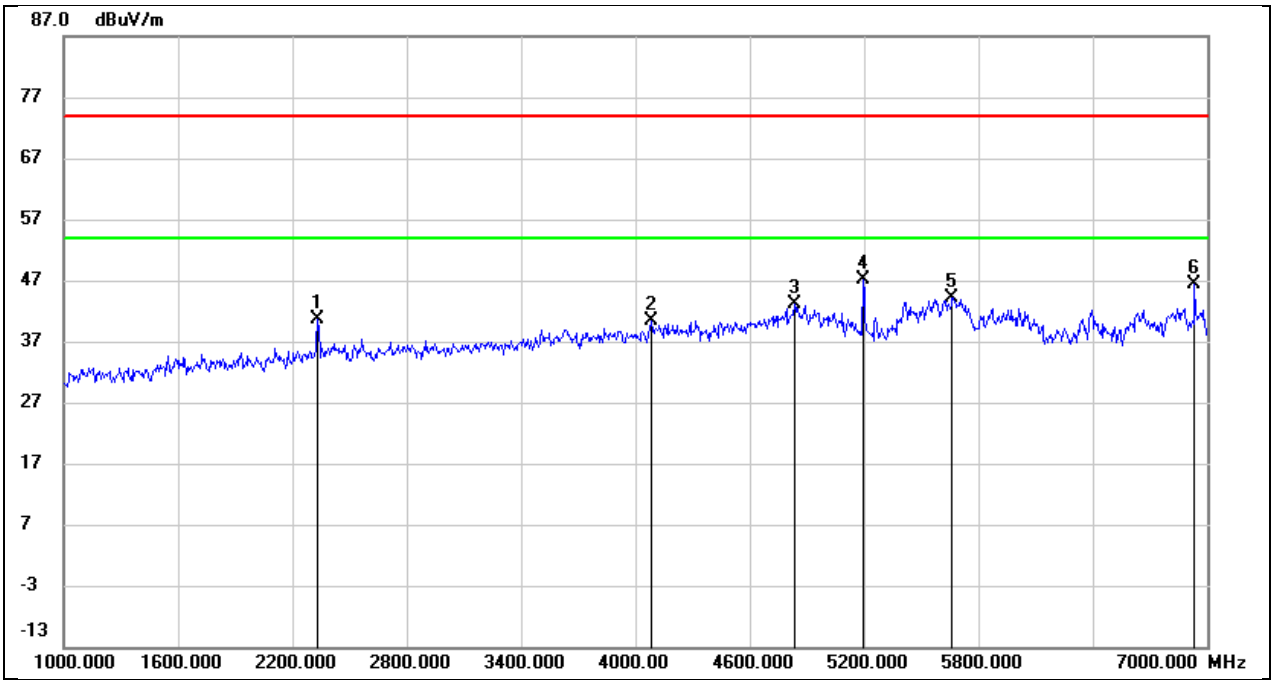

No.	Frequency (MHz)	Reading (dBuV)	Correct (dB/m)	Result (dBuV/m)	Limit (dBuV/m)	Margin (dB)	Remark
1	2332.000	48.53	-7.91	40.62	74.00	-33.38	peak
2	4084.000	42.72	-2.40	40.32	74.00	-33.68	peak
3	4834.000	43.04	0.17	43.21	74.00	-30.79	peak
4	5200.000	45.76	1.35	47.11	/	/	fundamental
5	5662.000	41.22	2.92	44.14	74.00	-29.86	peak
6	6934.000	39.88	6.40	46.28	74.00	-27.72	peak

This report shall not be reproduced except in full, without the written approval of UL Verification Services (Guangzhou) Co., Ltd, Song Shan Lake Branch.

Test Mode:	SRD 20MHz	Frequency(MHz):	5200
Polarity:	Vertical	Test Voltage:	DC 14.76V

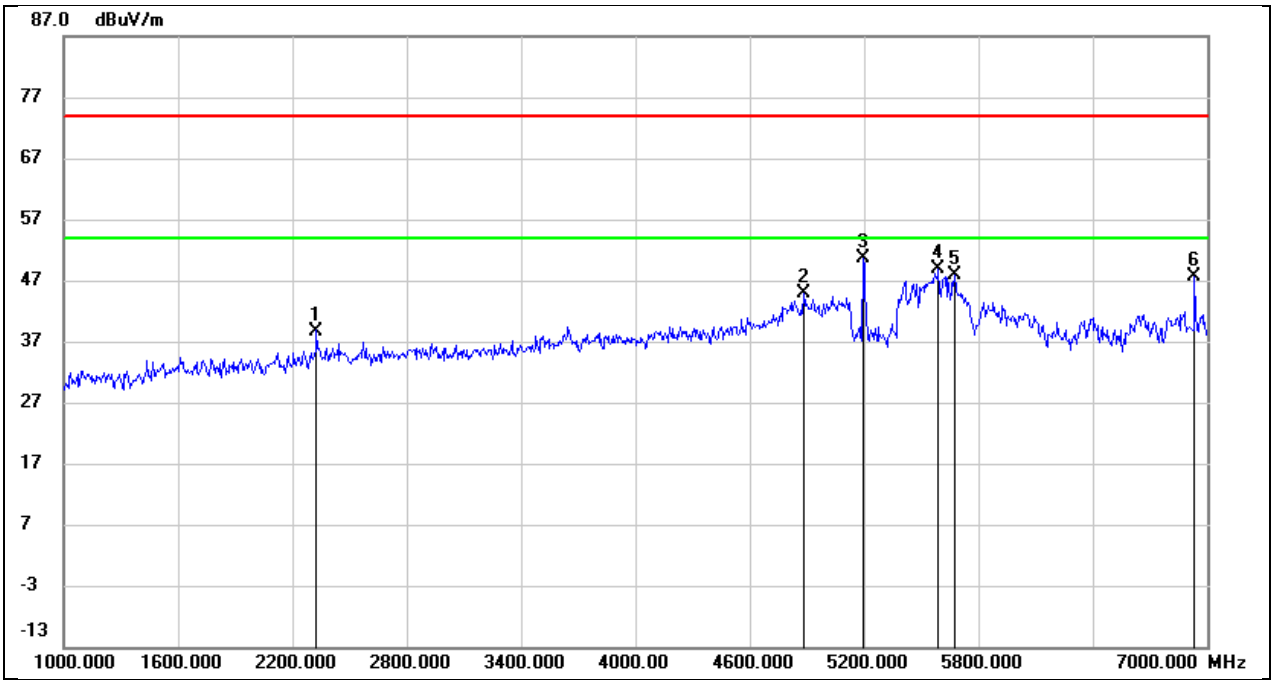

No.	Frequency (MHz)	Reading (dBuV)	Correct (dB/m)	Result (dBuV/m)	Limit (dBuV/m)	Margin (dB)	Remark
1	2326.000	46.69	-7.94	38.75	74.00	-35.25	peak
2	4882.000	44.46	0.34	44.80	74.00	-29.20	peak
3	5200.000	49.36	1.35	50.71	/	/	fundamental
4	5590.000	45.82	3.12	48.94	74.00	-25.06	peak
5	5674.000	44.93	2.87	47.80	74.00	-26.20	peak
6	6934.000	41.33	6.40	47.73	74.00	-26.27	peak

This report shall not be reproduced except in full, without the written approval of UL Verification Services (Guangzhou) Co., Ltd, Song Shan Lake Branch.

Test Mode:	SRD 20MHz	Frequency(MHz):	5240
Polarity:	Horizontal	Test Voltage:	DC 14.76V

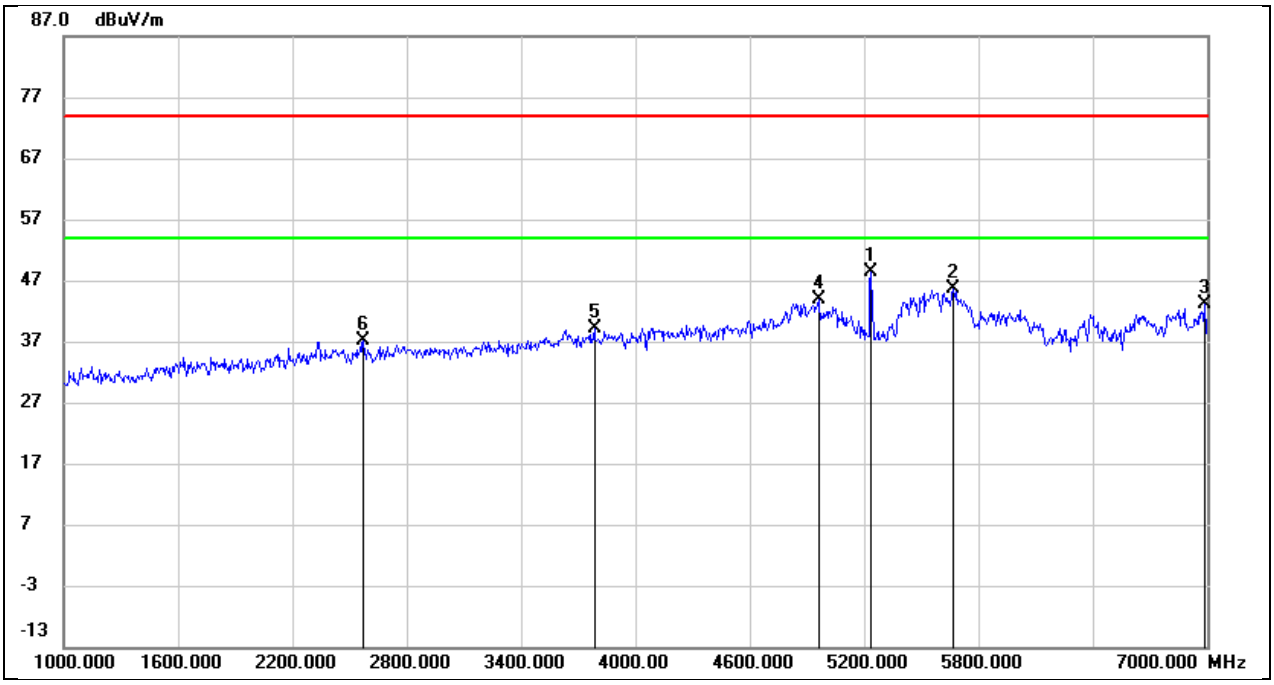

No.	Frequency (MHz)	Reading (dBuV)	Correct (dB/m)	Result (dBuV/m)	Limit (dBuV/m)	Margin (dB)	Remark
1	5240.000	47.04	1.43	48.47	/	/	fundamental
2	5668.000	42.69	2.90	45.59	74.00	-28.41	peak
3	6988.000	36.34	6.91	43.25	74.00	-30.75	peak
4	4960.000	43.30	0.63	43.93	74.00	-30.07	peak
5	3784.000	41.91	-2.85	39.06	74.00	-34.94	peak
6	2572.000	44.70	-7.63	37.07	74.00	-36.93	peak

This report shall not be reproduced except in full, without the written approval of UL Verification Services (Guangzhou) Co., Ltd, Song Shan Lake Branch.

Test Mode:	SRD 20MHz	Frequency(MHz):	5240
Polarity:	Vertical	Test Voltage:	DC 14.76V

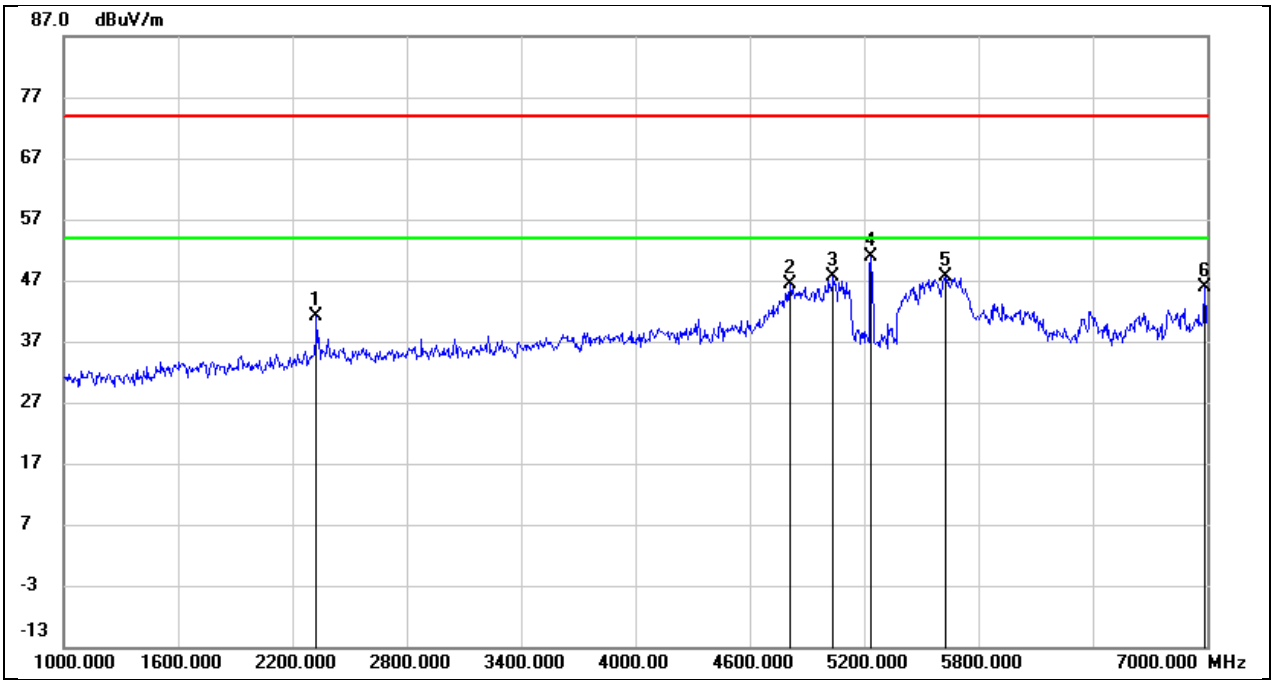

No.	Frequency (MHz)	Reading (dBuV)	Correct (dB/m)	Result (dBuV/m)	Limit (dBuV/m)	Margin (dB)	Remark
1	2326.000	48.95	-7.94	41.01	74.00	-32.99	peak
2	4810.000	46.35	0.08	46.43	74.00	-27.57	peak
3	5038.000	46.80	0.89	47.69	74.00	-26.31	peak
4	5240.000	49.47	1.43	50.90	/	/	fundamental
5	5626.000	44.51	3.07	47.58	74.00	-26.42	peak
6	6988.000	39.07	6.91	45.98	74.00	-28.02	peak

This report shall not be reproduced except in full, without the written approval of UL Verification Services (Guangzhou) Co., Ltd, Song Shan Lake Branch.

Test Mode:	SRD 20 MHz	Frequency(MHz):	5735.5
Polarity:	Horizontal	Test Voltage:	DC 14.76 V

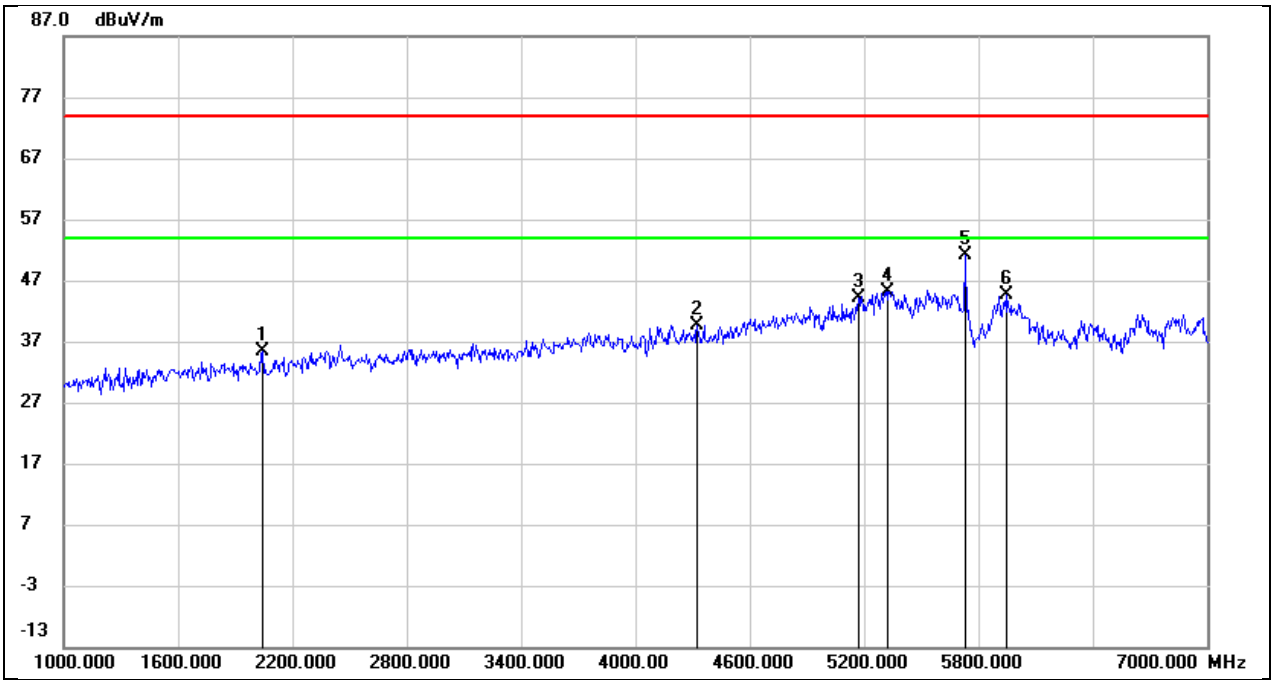

No.	Frequency (MHz)	Reading (dBuV)	Correct (dB/m)	Result (dBuV/m)	Limit (dBuV/m)	Margin (dB)	Remark
1	2044.000	45.14	-9.84	35.30	74.00	-38.70	peak
2	4324.000	41.07	-1.47	39.60	74.00	-34.40	peak
3	5170.000	42.87	1.28	44.15	74.00	-29.85	peak
4	5326.000	43.52	1.61	45.13	74.00	-28.87	peak
5	5735.500	48.60	2.64	51.24	/	/	fundamental
6	5950.000	41.54	3.05	44.59	74.00	-29.41	peak

This report shall not be reproduced except in full, without the written approval of UL Verification Services (Guangzhou) Co., Ltd, Song Shan Lake Branch.

Test Mode:	SRD 20 MHz	Frequency(MHz):	5735.5
Polarity:	Vertical	Test Voltage:	DC 14.76 V

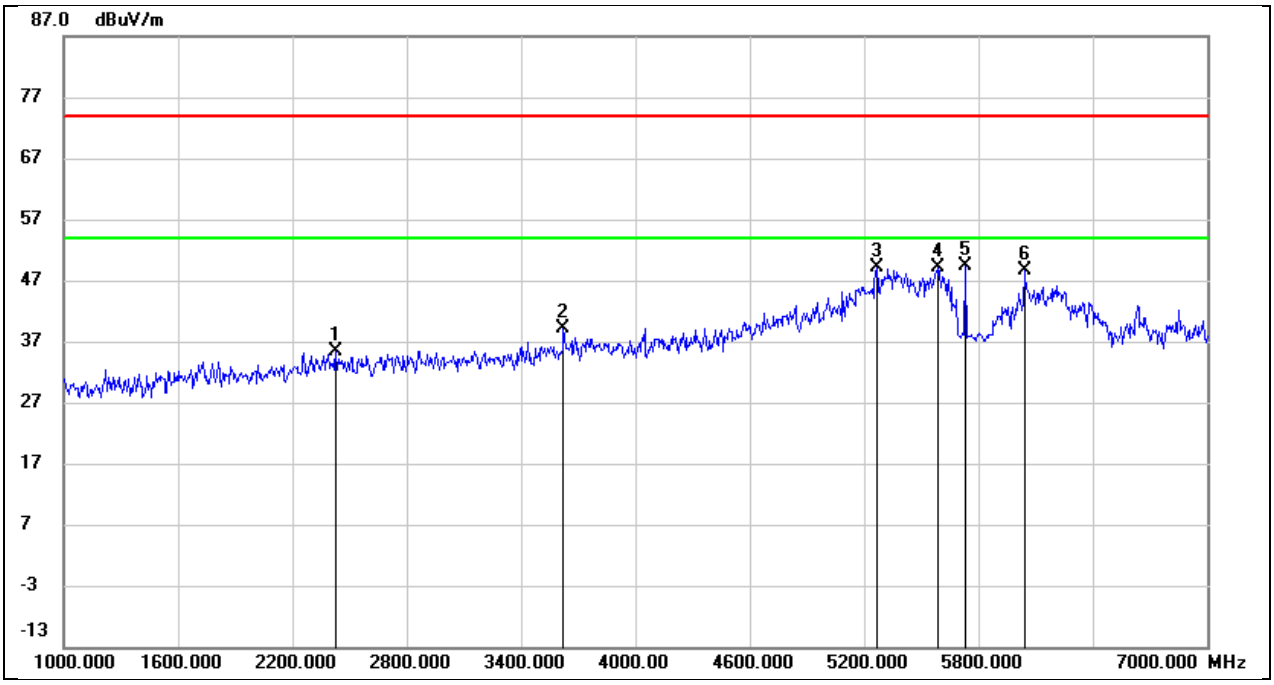

No.	Frequency (MHz)	Reading (dBuV)	Correct (dB/m)	Result (dBuV/m)	Limit (dBuV/m)	Margin (dB)	Remark
1	2428.000	42.85	-7.43	35.42	74.00	-38.58	peak
2	3622.000	42.86	-3.67	39.19	74.00	-34.81	peak
3	5266.000	47.71	1.50	49.21	74.00	-24.79	peak
4	5590.000	46.06	3.12	49.18	74.00	-24.82	peak
5	5735.500	46.74	2.64	49.38	/	/	fundamental
6	6040.000	45.37	3.17	48.54	74.00	-25.46	peak

This report shall not be reproduced except in full, without the written approval of UL Verification Services (Guangzhou) Co., Ltd, Song Shan Lake Branch.

Test Mode:	SRD 20 MHz	Frequency(MHz):	5787.5
Polarity:	Horizontal	Test Voltage:	DC 14.76 V

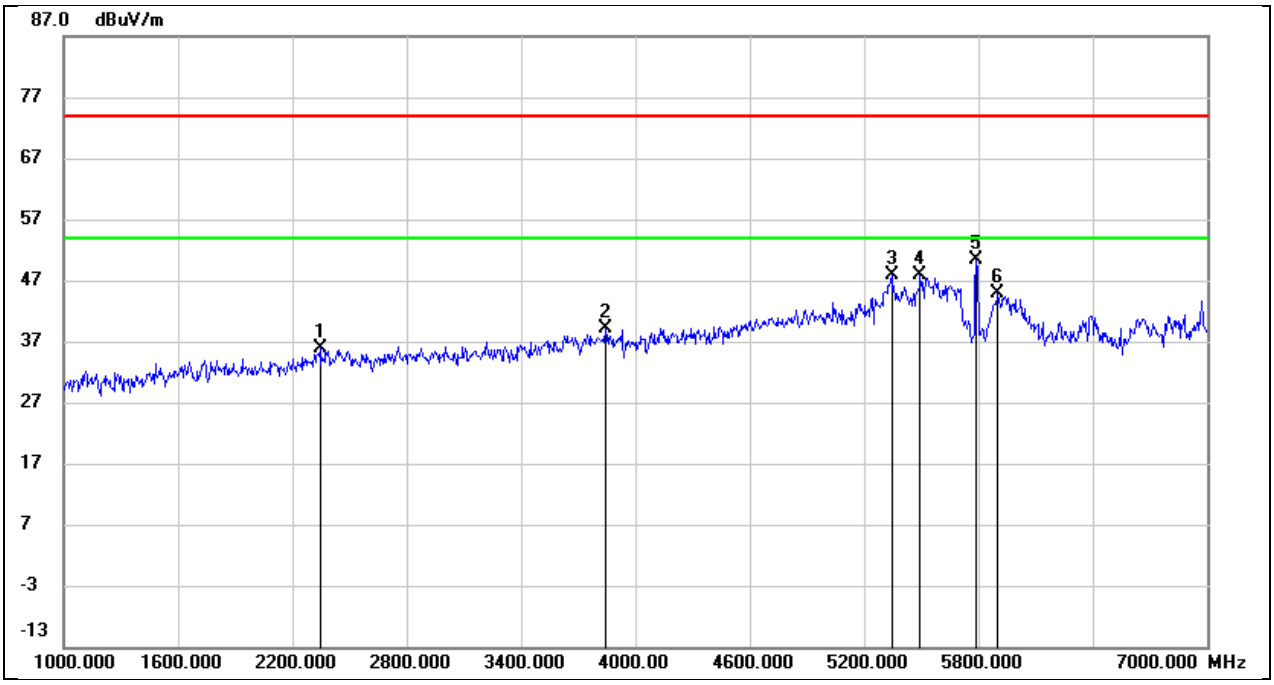

No.	Frequency (MHz)	Reading (dBuV)	Correct (dB/m)	Result (dBuV/m)	Limit (dBuV/m)	Margin (dB)	Remark
1	2344.000	43.61	-7.82	35.79	74.00	-38.21	peak
2	3844.000	42.02	-2.85	39.17	74.00	-34.83	peak
3	5344.000	46.21	1.65	47.86	74.00	-26.14	peak
4	5494.000	45.47	2.48	47.95	74.00	-26.05	peak
5	5787.500	48.06	2.39	50.45	/	/	fundamental
6	5902.000	42.01	2.82	44.83	74.00	-29.17	peak

This report shall not be reproduced except in full, without the written approval of UL Verification Services (Guangzhou) Co., Ltd, Song Shan Lake Branch.

Test Mode:	SRD 20 MHz	Frequency(MHz):	5787.5
Polarity:	Vertical	Test Voltage:	DC 14.76 V

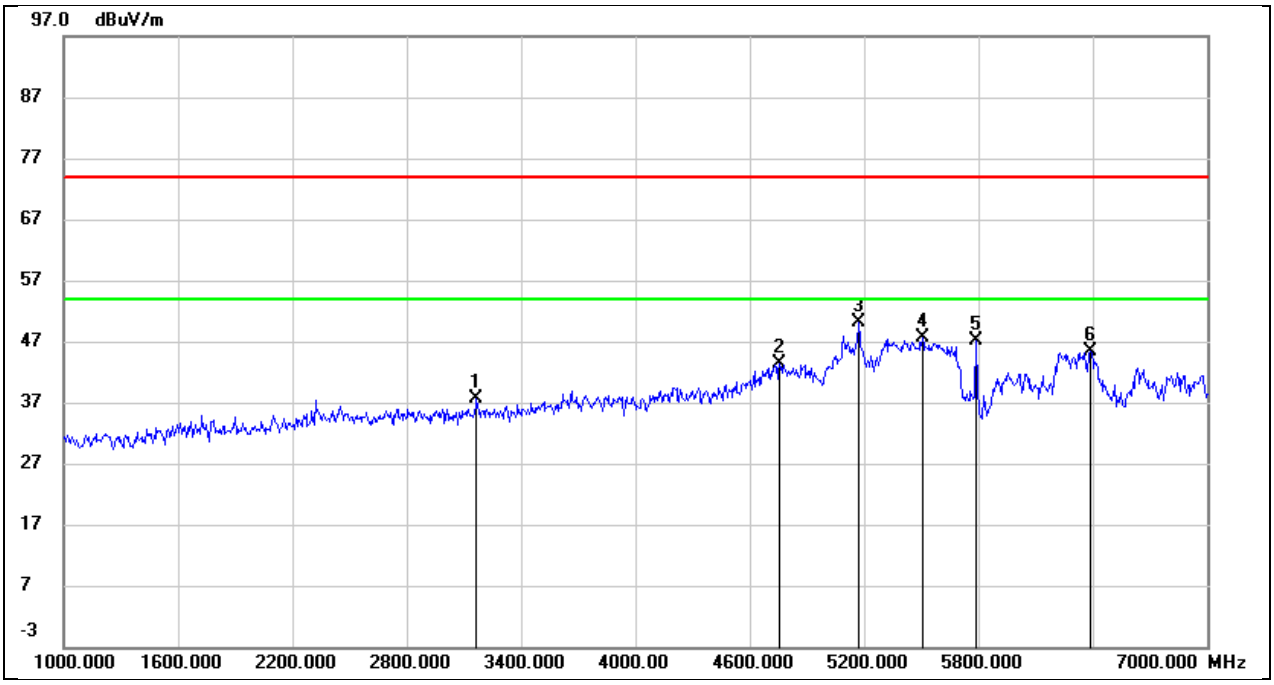

No.	Frequency (MHz)	Reading (dBuV)	Correct (dB/m)	Result (dBuV/m)	Limit (dBuV/m)	Margin (dB)	Remark
1	3166.000	43.00	-5.39	37.61	74.00	-36.39	peak
2	4756.000	43.61	-0.17	43.44	74.00	-30.56	peak
3	5170.000	48.79	1.28	50.07	74.00	-23.93	peak
4	5506.000	45.16	2.57	47.73	74.00	-26.27	peak
5	5787.500	44.74	2.39	47.13	/	/	fundamental
6	6388.000	41.57	3.89	45.46	74.00	-28.54	peak

This report shall not be reproduced except in full, without the written approval of UL Verification Services (Guangzhou) Co., Ltd, Song Shan Lake Branch.

Test Mode:	SRD 20 MHz	Frequency(MHz):	5839.5
Polarity:	Horizontal	Test Voltage:	DC 14.76 V

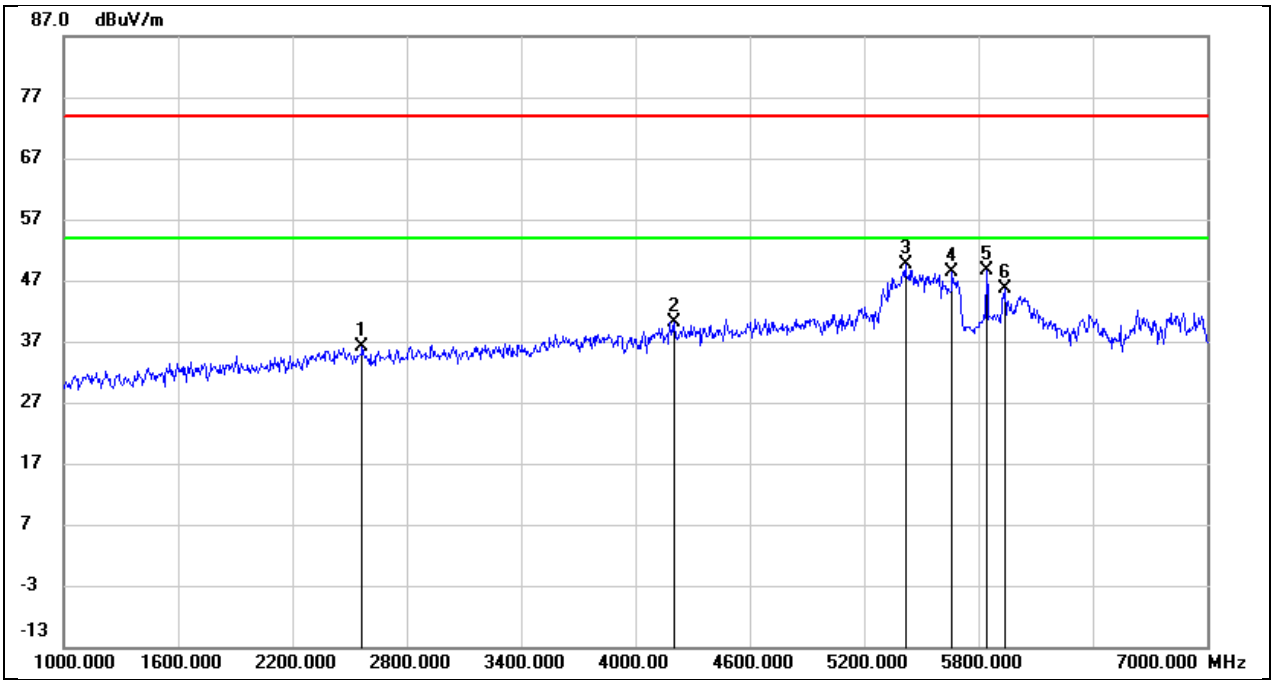

No.	Frequency (MHz)	Reading (dBuV)	Correct (dB/m)	Result (dBuV/m)	Limit (dBuV/m)	Margin (dB)	Remark
1	2566.000	43.64	-7.61	36.03	74.00	-37.97	peak
2	4204.000	41.68	-1.45	40.23	74.00	-33.77	peak
3	5416.000	47.63	1.89	49.52	74.00	-24.48	peak
4	5662.000	45.55	2.92	48.47	74.00	-25.53	peak
5	5839.500	46.10	2.53	48.63	/	/	fundamental
6	5939.500	42.60	2.99	45.59	74.00	-28.41	peak

This report shall not be reproduced except in full, without the written approval of UL Verification Services (Guangzhou) Co., Ltd, Song Shan Lake Branch.

Test Mode:	SRD 20 MHz	Frequency(MHz):	5839.5
Polarity:	Vertical	Test Voltage:	DC 14.76 V

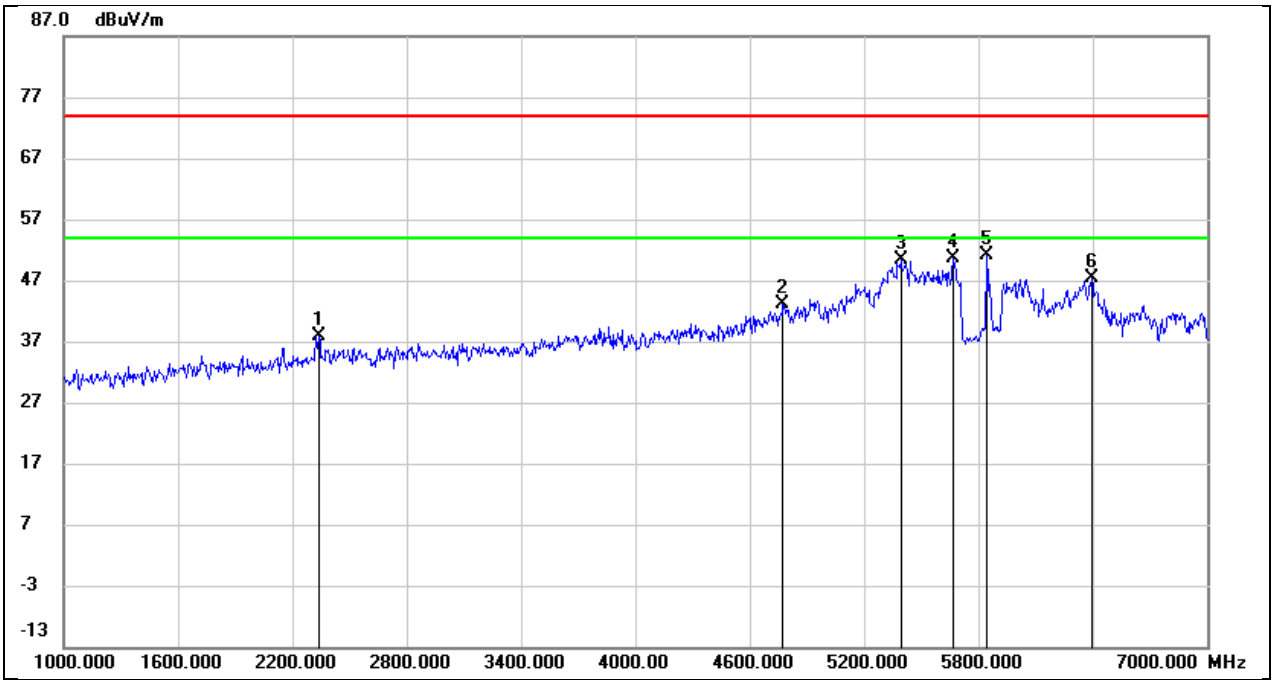

No.	Frequency (MHz)	Reading (dBuV)	Correct (dB/m)	Result (dBuV/m)	Limit (dBuV/m)	Margin (dB)	Remark
1	2338.000	45.74	-7.85	37.89	74.00	-36.11	peak
2	4774.000	43.22	-0.08	43.14	74.00	-30.86	peak
3	5392.000	48.54	1.75	50.29	74.00	-23.71	peak
4	5668.000	47.84	2.90	50.74	74.00	-23.26	peak
5	5839.500	48.70	2.53	51.23	/	/	fundamental
6	6394.000	43.54	3.93	47.47	74.00	-26.53	peak

This report shall not be reproduced except in full, without the written approval of UL Verification Services (Guangzhou) Co., Ltd, Song Shan Lake Branch.

8.3. SPURIOUS EMISSIONS (7 GHZ ~ 18 GHZ)

Test Mode:	SRD 10MHz	Frequency(MHz):	5157
Polarity:	Horizontal	Test Voltage:	DC 14.76V

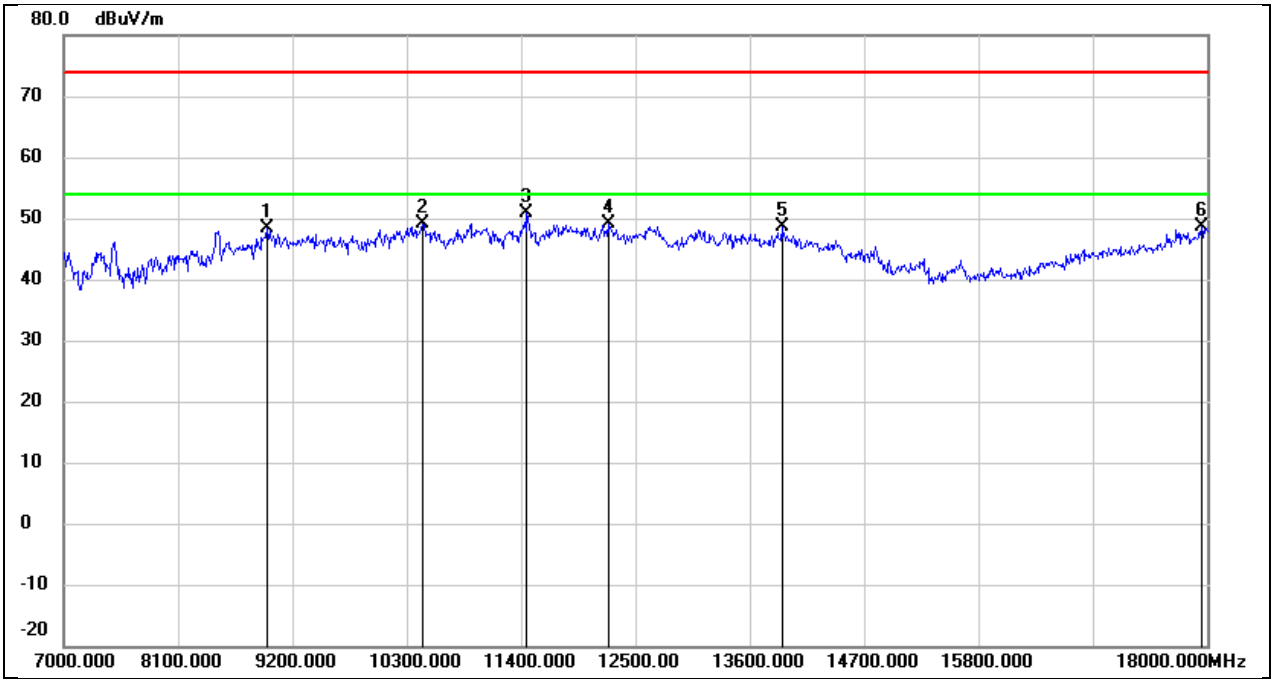

No.	Frequency (MHz)	Reading (dBuV)	Correct (dB/m)	Result (dBuV/m)	Limit (dBuV/m)	Margin (dB)	Remark
1	8958.000	37.18	11.24	48.42	74.00	-25.58	peak
2	10454.000	35.79	13.38	49.17	74.00	-24.83	peak
3	11455.000	34.24	16.74	50.98	74.00	-23.02	peak
4	12236.000	30.36	18.66	49.02	74.00	-24.98	peak
5	13908.000	26.17	22.49	48.66	74.00	-25.34	peak
6	17945.000	21.85	26.74	48.59	74.00	-25.41	peak

This report shall not be reproduced except in full, without the written approval of UL Verification Services (Guangzhou) Co., Ltd, Song Shan Lake Branch.

Test Mode:	SRD 10MHz	Frequency(MHz):	5157
Polarity:	Vertical	Test Voltage:	DC 14.76V

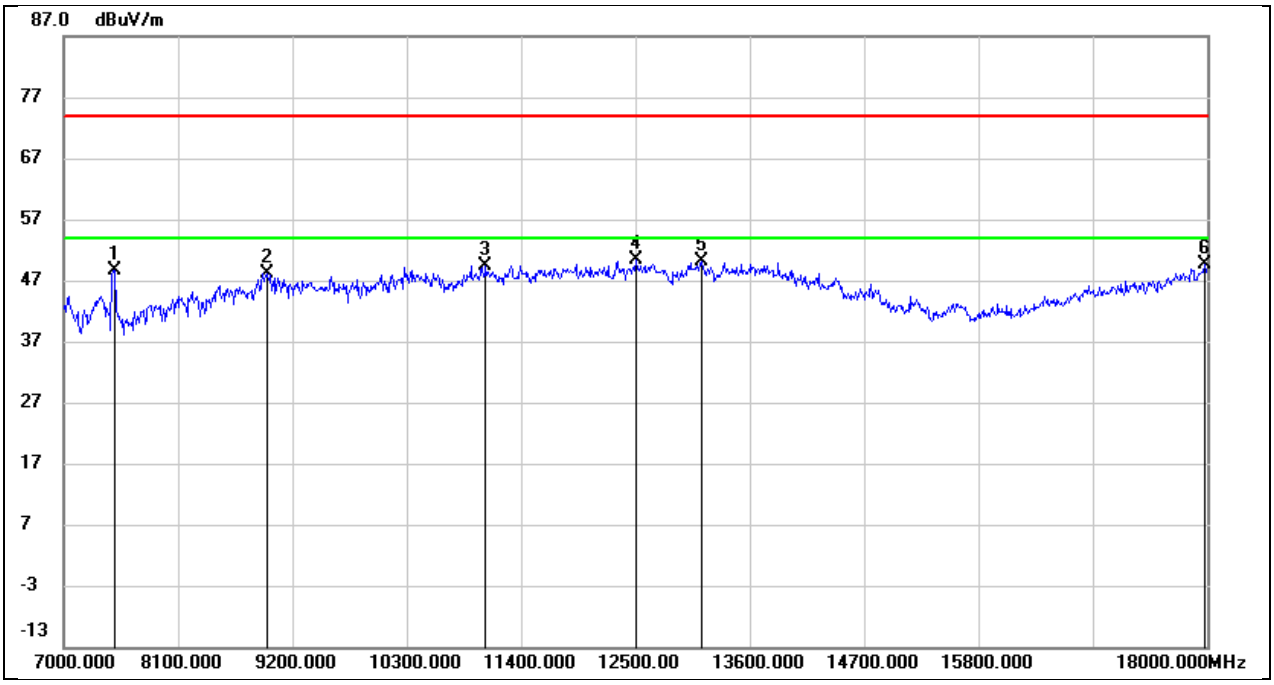

No.	Frequency (MHz)	Reading (dBuV)	Correct (dB/m)	Result (dBuV/m)	Limit (dBuV/m)	Margin (dB)	Remark
1	7495.000	41.12	7.61	48.73	74.00	-25.27	peak
2	8958.000	36.80	11.24	48.04	74.00	-25.96	peak
3	11059.000	34.37	15.02	49.39	74.00	-24.61	peak
4	12500.000	31.81	18.56	50.37	74.00	-23.63	peak
5	13138.000	30.32	19.73	50.05	74.00	-23.95	peak
6	17978.000	22.73	26.88	49.61	74.00	-24.39	peak

This report shall not be reproduced except in full, without the written approval of UL Verification Services (Guangzhou) Co., Ltd, Song Shan Lake Branch.

Test Mode:	SRD 10MHz	Frequency(MHz):	5200
Polarity:	Horizontal	Test Voltage:	DC 14.76V

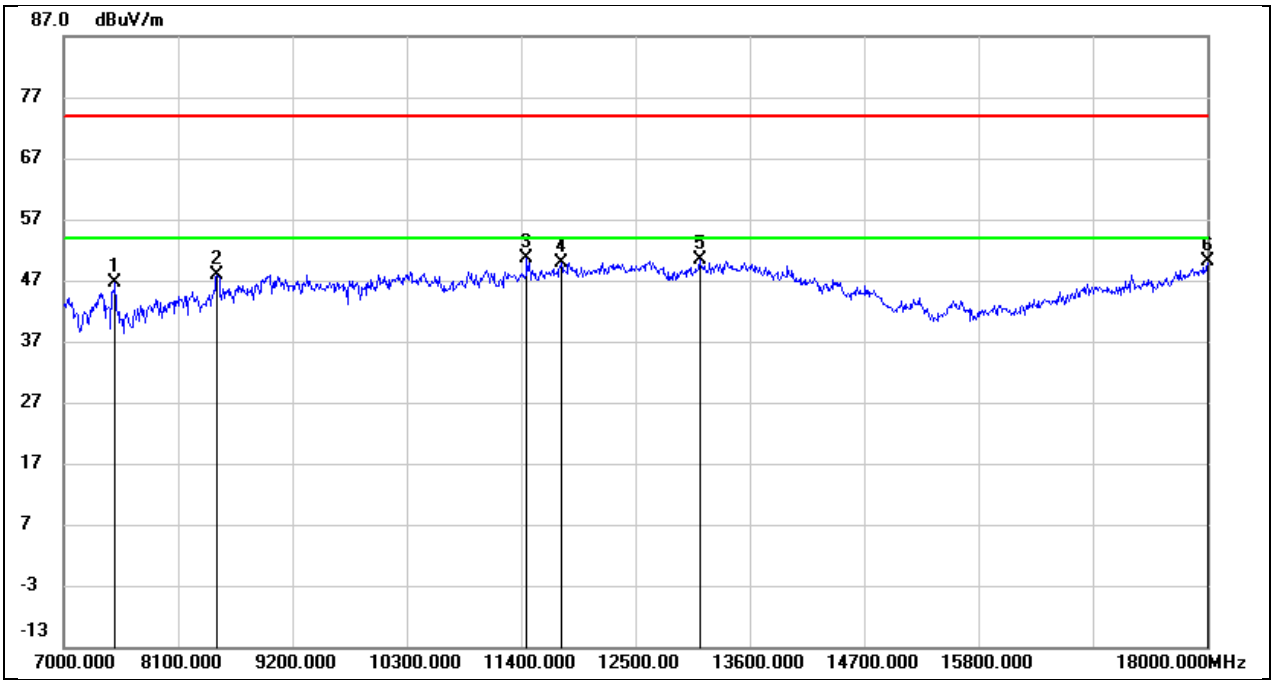

No.	Frequency (MHz)	Reading (dBuV)	Correct (dB/m)	Result (dBuV/m)	Limit (dBuV/m)	Margin (dB)	Remark
1	7495.000	39.03	7.61	46.64	74.00	-27.36	peak
2	8474.000	39.63	8.24	47.87	74.00	-26.13	peak
3	11455.000	33.93	16.74	50.67	74.00	-23.33	peak
4	11785.000	32.39	17.52	49.91	74.00	-24.09	peak
5	13116.000	30.78	19.64	50.42	74.00	-23.58	peak
6	18000.000	23.08	26.97	50.05	74.00	-23.95	peak

This report shall not be reproduced except in full, without the written approval of UL Verification Services (Guangzhou) Co., Ltd, Song Shan Lake Branch.

Test Mode:	SRD 10MHz	Frequency(MHz):	5200
Polarity:	Vertical	Test Voltage:	DC 14.76V

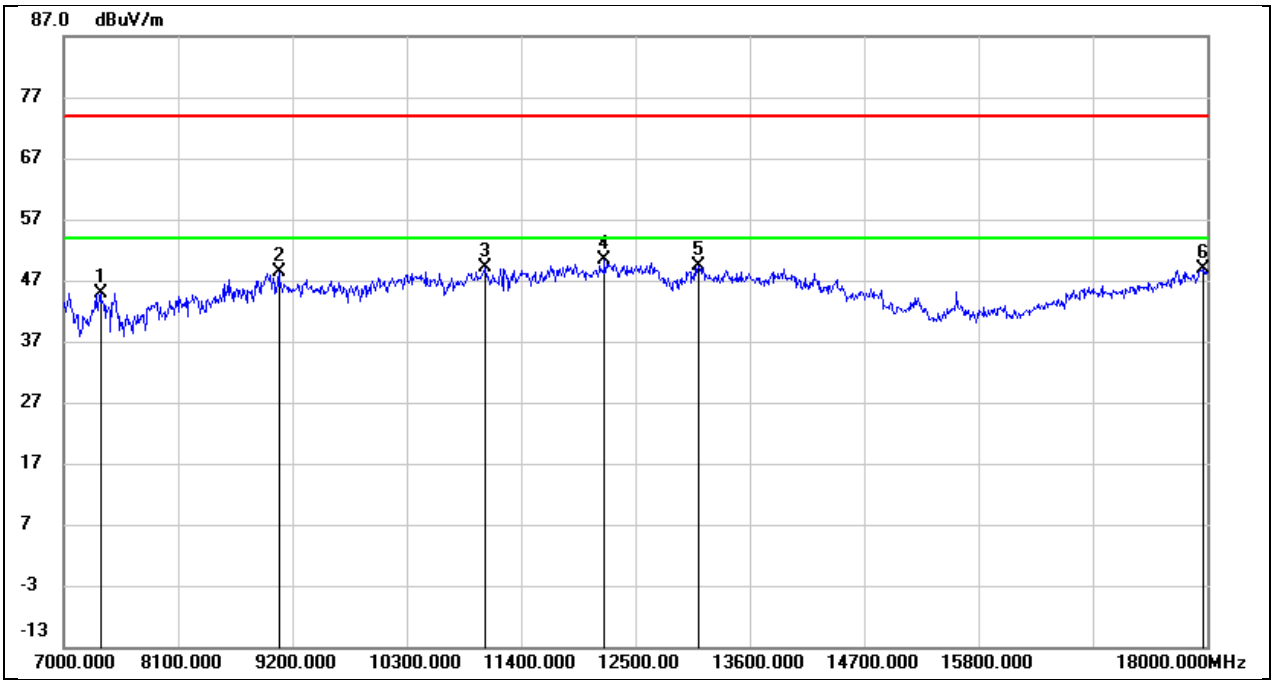

No.	Frequency (MHz)	Reading (dBuV)	Correct (dB/m)	Result (dBuV/m)	Limit (dBuV/m)	Margin (dB)	Remark
1	7352.000	36.78	8.07	44.85	74.00	-29.15	peak
2	9068.000	37.13	11.25	48.38	74.00	-25.62	peak
3	11059.000	34.13	15.02	49.15	74.00	-24.85	peak
4	12203.000	31.75	18.59	50.34	74.00	-23.66	peak
5	13105.000	29.68	19.58	49.26	74.00	-24.74	peak
6	17967.000	22.05	26.83	48.88	74.00	-25.12	peak

This report shall not be reproduced except in full, without the written approval of UL Verification Services (Guangzhou) Co., Ltd, Song Shan Lake Branch.

Test Mode:	SRD 10MHz	Frequency(MHz):	5245
Polarity:	Horizontal	Test Voltage:	DC 14.76V

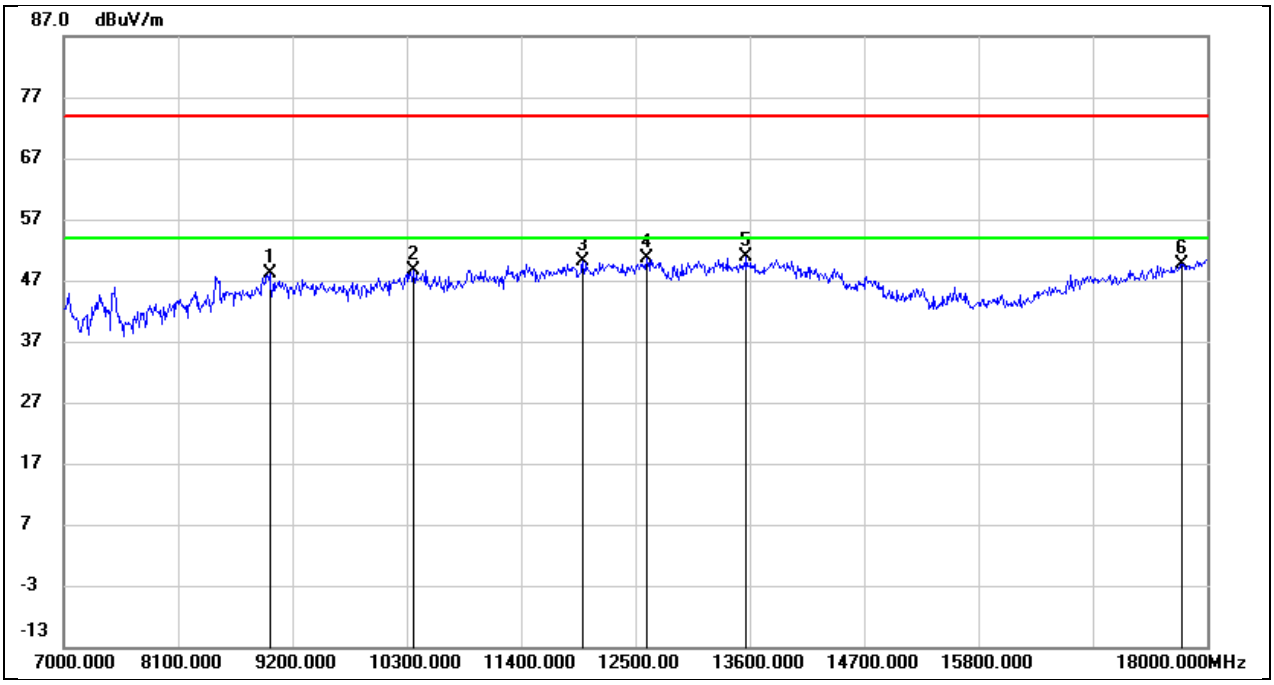

No.	Frequency (MHz)	Reading (dBuV)	Correct (dB/m)	Result (dBuV/m)	Limit (dBuV/m)	Margin (dB)	Remark
1	8980.000	36.54	11.57	48.11	74.00	-25.89	peak
2	10366.000	35.51	13.08	48.59	74.00	-25.41	peak
3	11994.000	31.59	18.57	50.16	74.00	-23.84	peak
4	12610.000	32.30	18.34	50.64	74.00	-23.36	peak
5	13567.000	29.43	21.41	50.84	74.00	-23.16	peak
6	17758.000	23.99	25.64	49.63	74.00	-24.37	peak

This report shall not be reproduced except in full, without the written approval of UL Verification Services (Guangzhou) Co., Ltd, Song Shan Lake Branch.

Test Mode:	SRD 10MHz	Frequency(MHz):	5245
Polarity:	Vertical	Test Voltage:	DC 14.76V

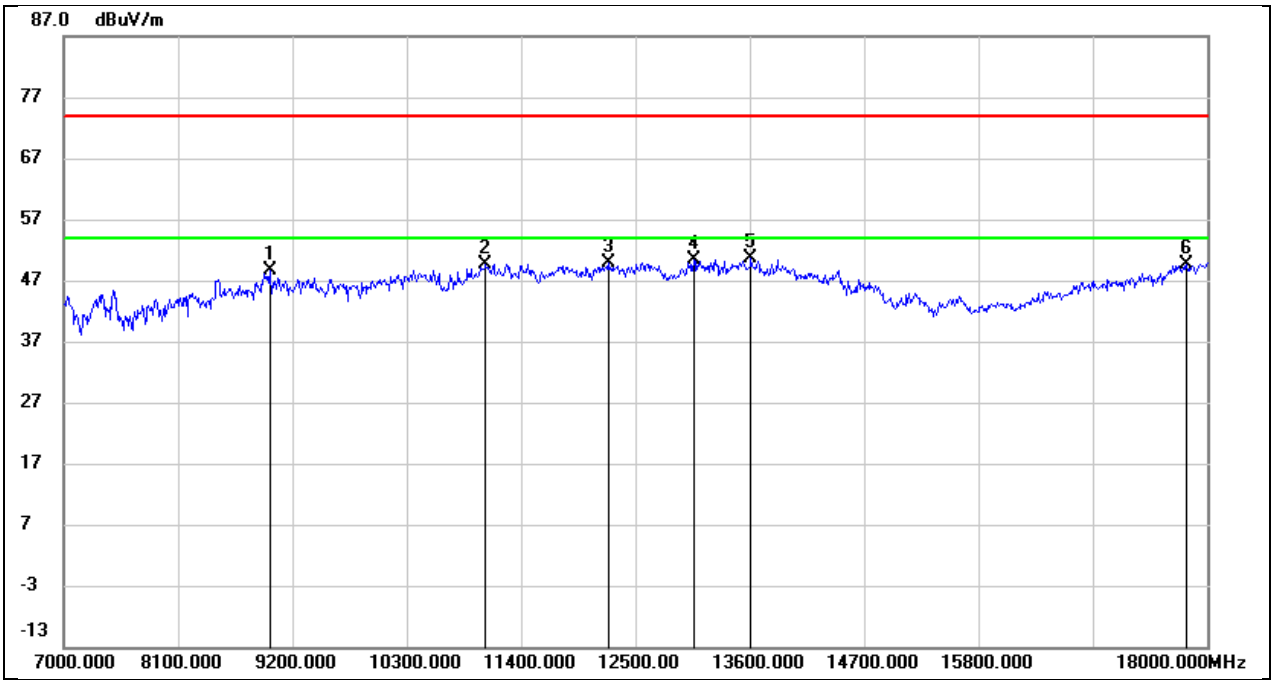

No.	Frequency (MHz)	Reading (dBuV)	Correct (dB/m)	Result (dBuV/m)	Limit (dBuV/m)	Margin (dB)	Remark
1	8980.000	37.17	11.57	48.74	74.00	-25.26	peak
2	11059.000	34.70	15.02	49.72	74.00	-24.28	peak
3	12236.000	31.30	18.66	49.96	74.00	-24.04	peak
4	13061.000	30.96	19.38	50.34	74.00	-23.66	peak
5	13611.000	29.08	21.48	50.56	74.00	-23.44	peak
6	17802.000	23.62	26.13	49.75	74.00	-24.25	peak

This report shall not be reproduced except in full, without the written approval of UL Verification Services (Guangzhou) Co., Ltd, Song Shan Lake Branch.

Test Mode:	SRD 20MHz	Frequency(MHz):	5161
Polarity:	Horizontal	Test Voltage:	DC 14.76V

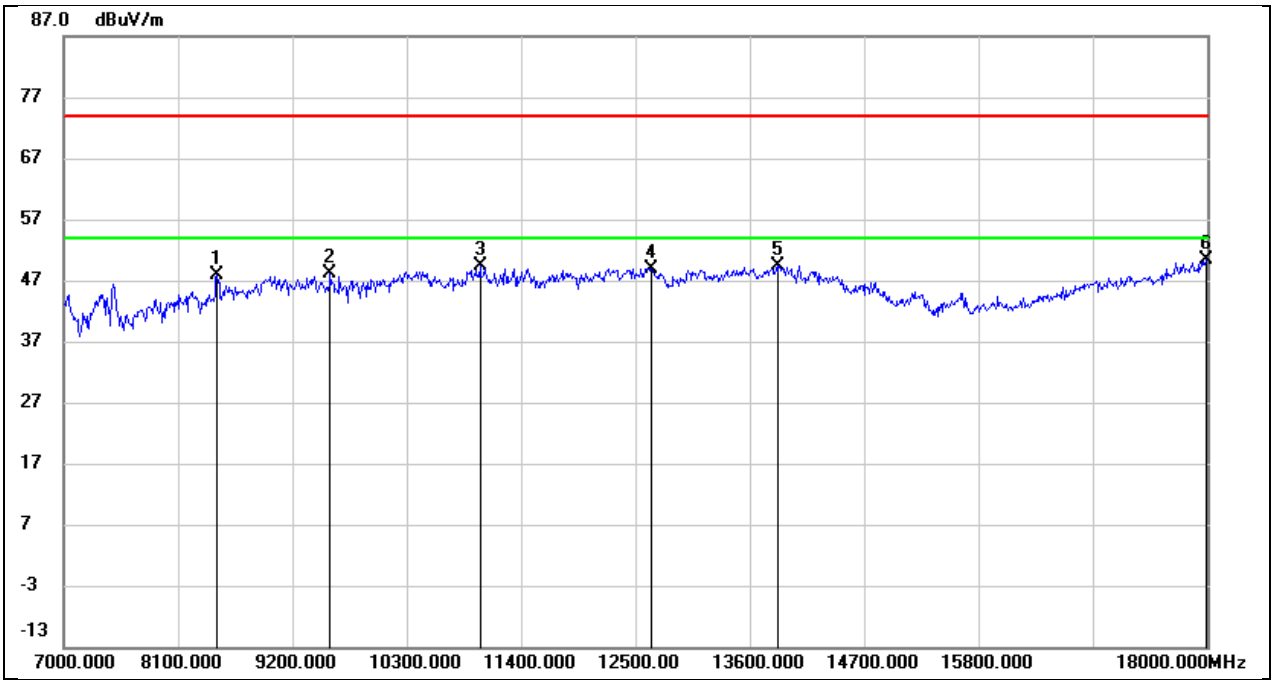

No.	Frequency (MHz)	Reading (dBuV)	Correct (dB/m)	Result (dBuV/m)	Limit (dBuV/m)	Margin (dB)	Remark
1	8474.000	39.65	8.24	47.89	74.00	-26.11	peak
2	9563.000	37.20	10.96	48.16	74.00	-25.84	peak
3	11004.000	34.56	14.90	49.46	74.00	-24.54	peak
4	12654.000	30.55	18.44	48.99	74.00	-25.01	peak
5	13864.000	26.96	22.45	49.41	74.00	-24.59	peak
6	17989.000	23.56	26.92	50.48	74.00	-23.52	peak

This report shall not be reproduced except in full, without the written approval of UL Verification Services (Guangzhou) Co., Ltd, Song Shan Lake Branch.

Test Mode:	SRD 20MHz	Frequency(MHz):	5161
Polarity:	Vertical	Test Voltage:	DC 14.76V

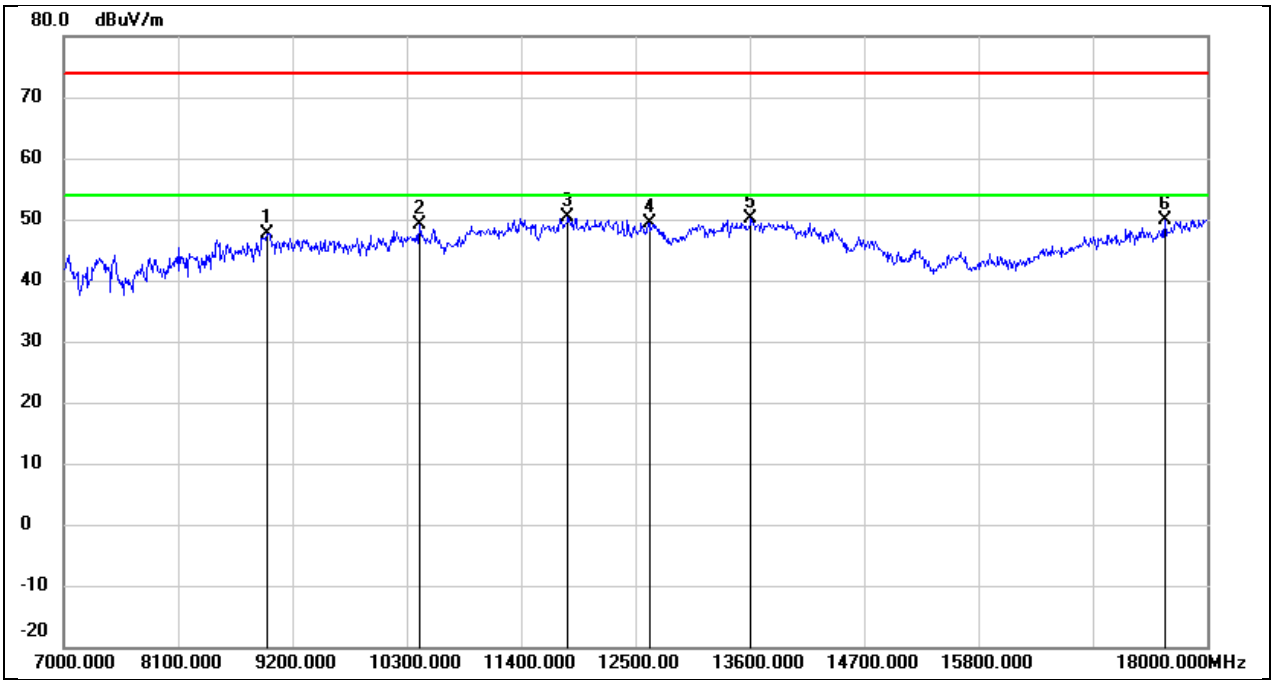

No.	Frequency (MHz)	Reading (dBuV)	Correct (dB/m)	Result (dBuV/m)	Limit (dBuV/m)	Margin (dB)	Remark
1	8958.000	36.41	11.24	47.65	74.00	-26.35	peak
2	10421.000	35.82	13.29	49.11	74.00	-24.89	peak
3	11851.000	32.45	17.83	50.28	74.00	-23.72	peak
4	12643.000	31.06	18.43	49.49	74.00	-24.51	peak
5	13611.000	28.62	21.48	50.10	74.00	-23.90	peak
6	17593.000	26.09	23.80	49.89	74.00	-24.11	peak

This report shall not be reproduced except in full, without the written approval of UL Verification Services (Guangzhou) Co., Ltd, Song Shan Lake Branch.

Test Mode:	SRD 20MHz	Frequency(MHz):	5200
Polarity:	Horizontal	Test Voltage:	DC 14.76V

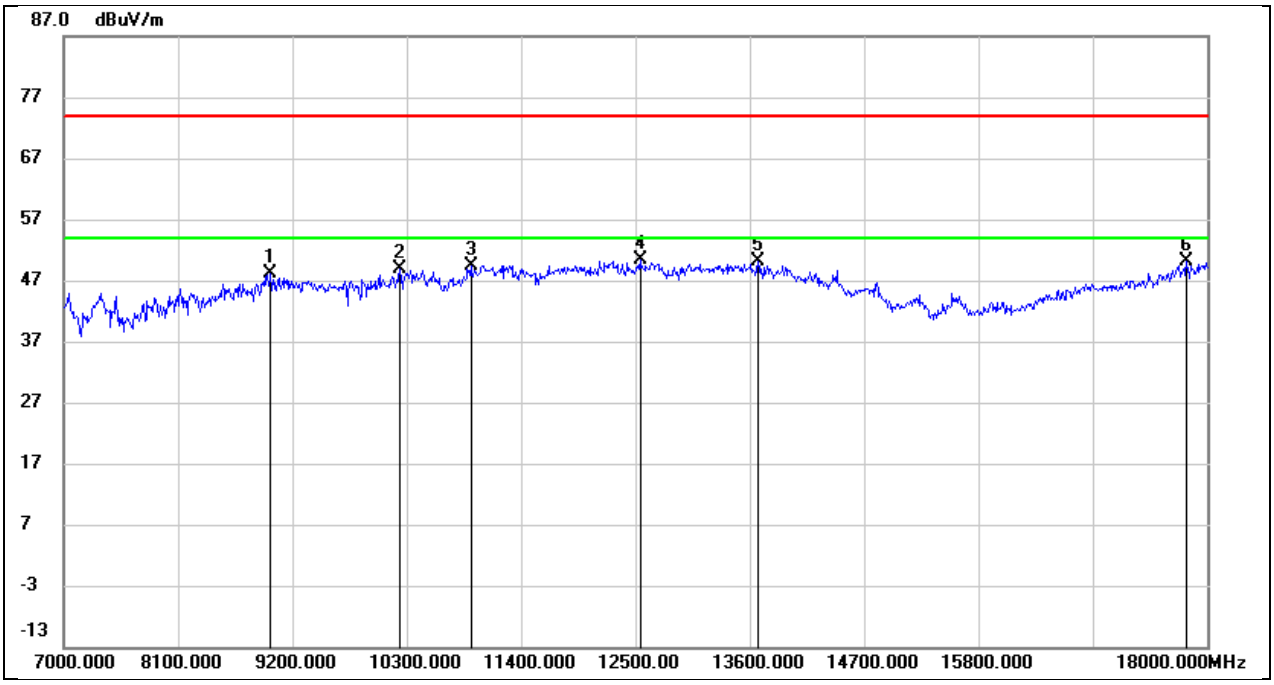

No.	Frequency (MHz)	Reading (dBuV)	Correct (dB/m)	Result (dBuV/m)	Limit (dBuV/m)	Margin (dB)	Remark
1	8991.000	36.49	11.73	48.22	74.00	-25.78	peak
2	10234.000	36.29	12.49	48.78	74.00	-25.22	peak
3	10916.000	34.97	14.45	49.42	74.00	-24.58	peak
4	12544.000	31.94	18.46	50.40	74.00	-23.60	peak
5	13677.000	28.41	21.80	50.21	74.00	-23.79	peak
6	17802.000	23.98	26.13	50.11	74.00	-23.89	peak

This report shall not be reproduced except in full, without the written approval of UL Verification Services (Guangzhou) Co., Ltd, Song Shan Lake Branch.

Test Mode:	SRD 20MHz	Frequency(MHz):	5200
Polarity:	Vertical	Test Voltage:	DC 14.76V

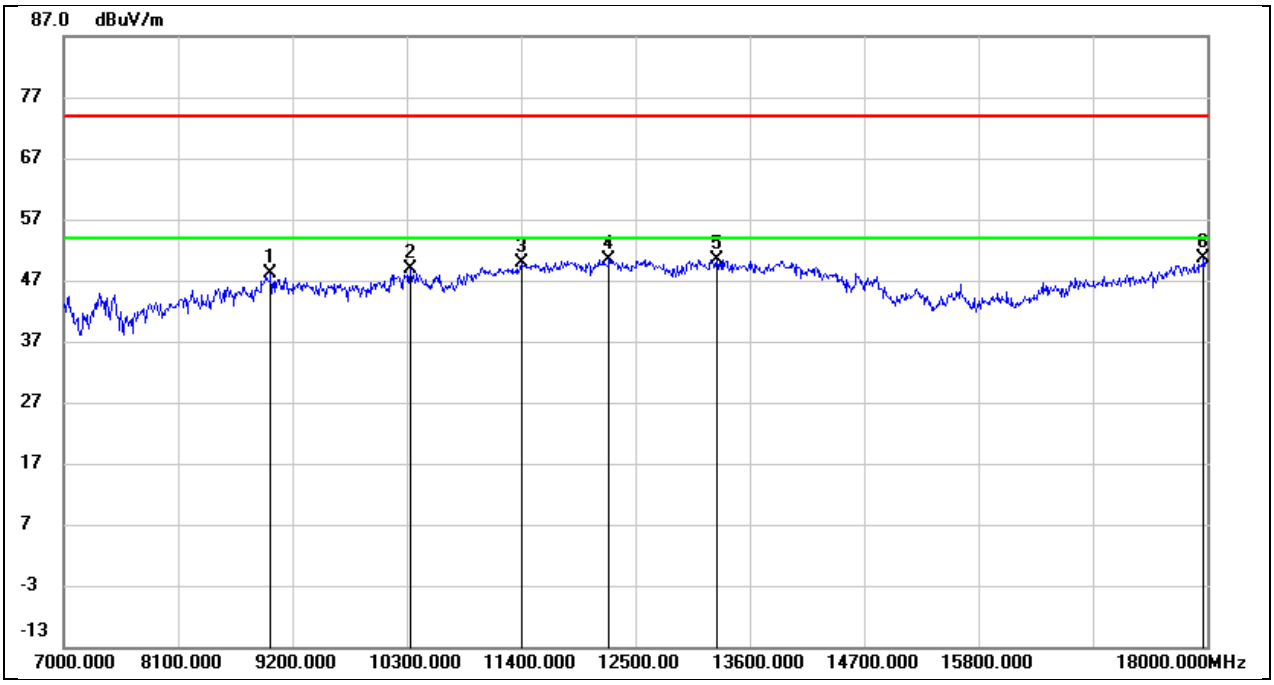

No.	Frequency (MHz)	Reading (dBuV)	Correct (dB/m)	Result (dBuV/m)	Limit (dBuV/m)	Margin (dB)	Remark
1	8991.000	36.40	11.73	48.13	74.00	-25.87	peak
2	10333.000	35.98	12.93	48.91	74.00	-25.09	peak
3	11400.000	33.30	16.57	49.87	74.00	-24.13	peak
4	12247.000	31.82	18.68	50.50	74.00	-23.50	peak
5	13281.000	29.99	20.46	50.45	74.00	-23.55	peak
6	17967.000	23.75	26.83	50.58	74.00	-23.42	peak

This report shall not be reproduced except in full, without the written approval of UL Verification Services (Guangzhou) Co., Ltd, Song Shan Lake Branch.

Test Mode:	SRD 20MHz	Frequency(MHz):	5240
Polarity:	Horizontal	Test Voltage:	DC 14.76V

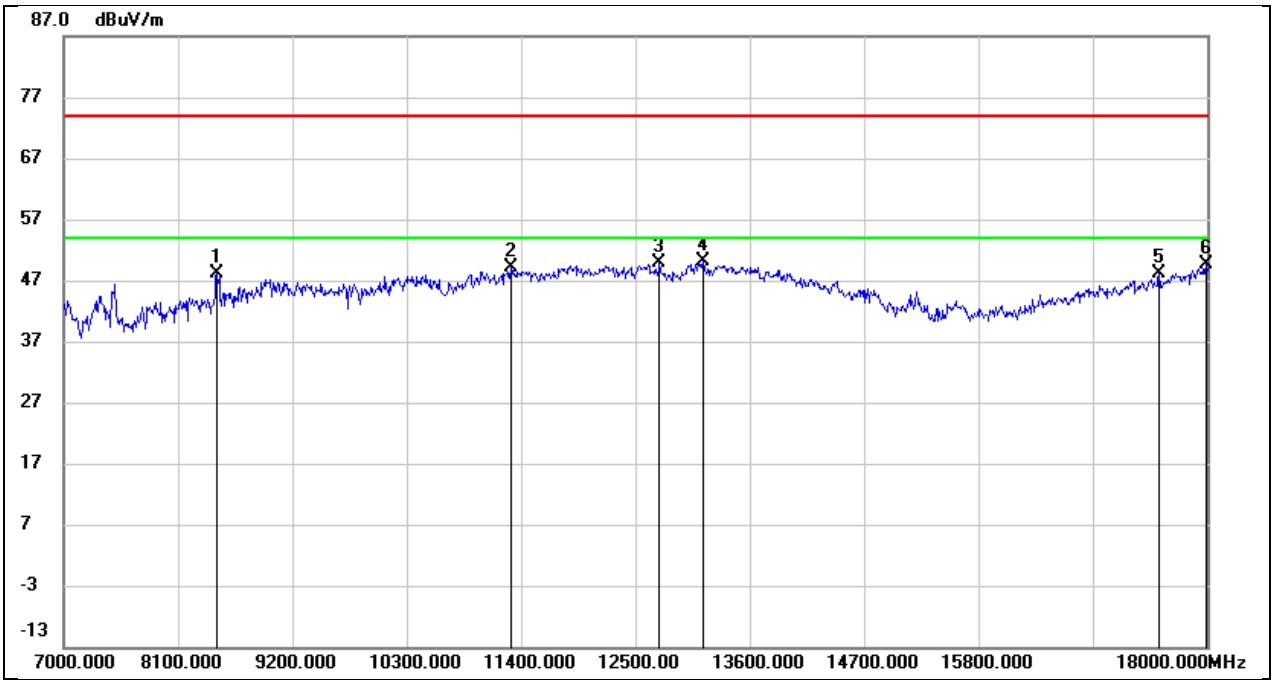

No.	Frequency (MHz)	Reading (dBuV)	Correct (dB/m)	Result (dBuV/m)	Limit (dBuV/m)	Margin (dB)	Remark
1	8474.000	39.96	8.24	48.20	74.00	-25.80	peak
2	11301.000	33.29	15.96	49.25	74.00	-24.75	peak
3	12731.000	31.29	18.65	49.94	74.00	-24.06	peak
4	13149.000	30.35	19.79	50.14	74.00	-23.86	peak
5	17538.000	24.63	23.60	48.23	74.00	-25.77	peak
6	17989.000	22.68	26.92	49.60	74.00	-24.40	peak

This report shall not be reproduced except in full, without the written approval of UL Verification Services (Guangzhou) Co., Ltd, Song Shan Lake Branch.

Test Mode:	SRD 20MHz	Frequency(MHz):	5240
Polarity:	Vertical	Test Voltage:	DC 14.76V

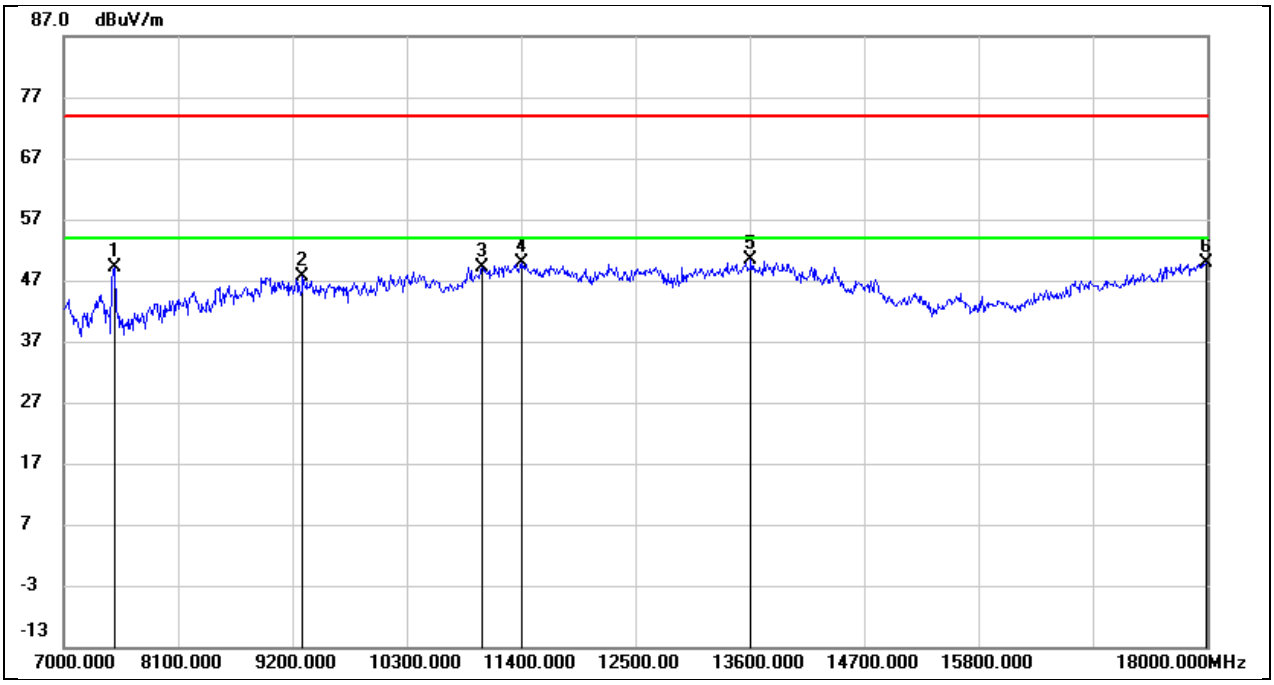

No.	Frequency (MHz)	Reading (dBuV)	Correct (dB/m)	Result (dBuV/m)	Limit (dBuV/m)	Margin (dB)	Remark
1	7484.000	41.32	7.71	49.03	74.00	-24.97	peak
2	9299.000	37.31	10.35	47.66	74.00	-26.34	peak
3	11026.000	34.25	14.95	49.20	74.00	-24.80	peak
4	11400.000	33.42	16.57	49.99	74.00	-24.01	peak
5	13611.000	28.82	21.48	50.30	74.00	-23.70	peak
6	17989.000	22.97	26.92	49.89	74.00	-24.11	peak

This report shall not be reproduced except in full, without the written approval of UL Verification Services (Guangzhou) Co., Ltd, Song Shan Lake Branch.

Test Mode:	SRD 40MHz	Frequency(MHz):	5170
Polarity:	Horizontal	Test Voltage:	DC 14.76V

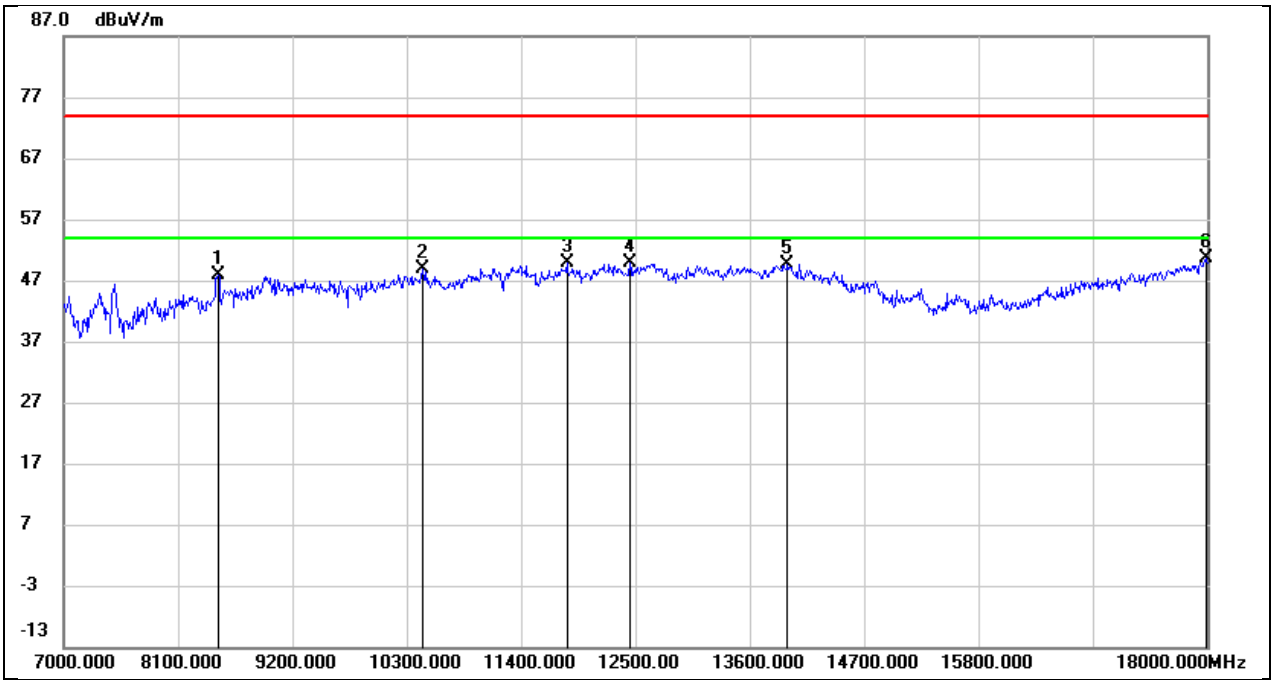

No.	Frequency (MHz)	Reading (dBuV)	Correct (dB/m)	Result (dBuV/m)	Limit (dBuV/m)	Margin (dB)	Remark
1	8485.000	39.48	8.32	47.80	74.00	-26.20	peak
2	10454.000	35.43	13.38	48.81	74.00	-25.19	peak
3	11840.000	32.00	17.76	49.76	74.00	-24.24	peak
4	12445.000	31.11	18.80	49.91	74.00	-24.09	peak
5	13963.000	27.04	22.51	49.55	74.00	-24.45	peak
6	17989.000	23.59	26.92	50.51	74.00	-23.49	peak

This report shall not be reproduced except in full, without the written approval of UL Verification Services (Guangzhou) Co., Ltd, Song Shan Lake Branch.

Test Mode:	SRD 40MHz	Frequency(MHz):	5170
Polarity:	Vertical	Test Voltage:	DC 14.76V

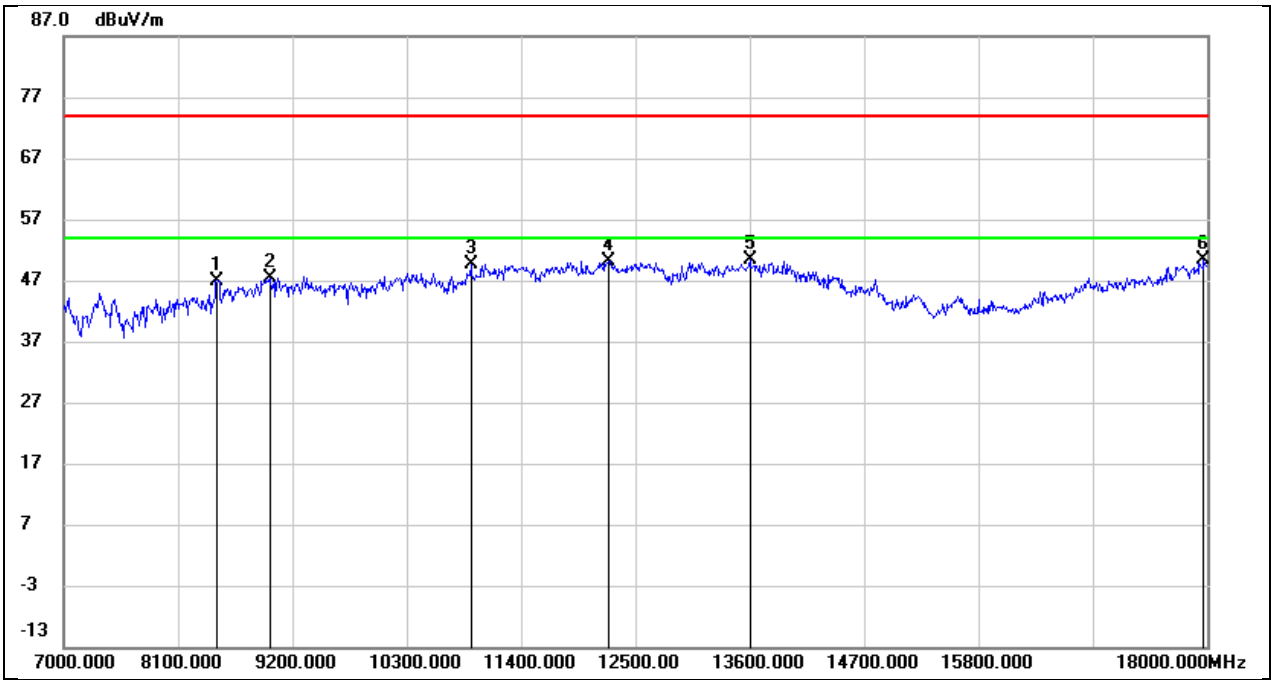

No.	Frequency (MHz)	Reading (dBuV)	Correct (dB/m)	Result (dBuV/m)	Limit (dBuV/m)	Margin (dB)	Remark
1	8474.000	38.76	8.24	47.00	74.00	-27.00	peak
2	8980.000	35.83	11.57	47.40	74.00	-26.60	peak
3	10916.000	35.20	14.45	49.65	74.00	-24.35	peak
4	12247.000	31.52	18.68	50.20	74.00	-23.80	peak
5	13600.000	28.94	21.42	50.36	74.00	-23.64	peak
6	17967.000	23.45	26.83	50.28	74.00	-23.72	peak

This report shall not be reproduced except in full, without the written approval of UL Verification Services (Guangzhou) Co., Ltd, Song Shan Lake Branch.

Test Mode:	SRD 40MHz	Frequency(MHz):	5200
Polarity:	Horizontal	Test Voltage:	DC 14.76V

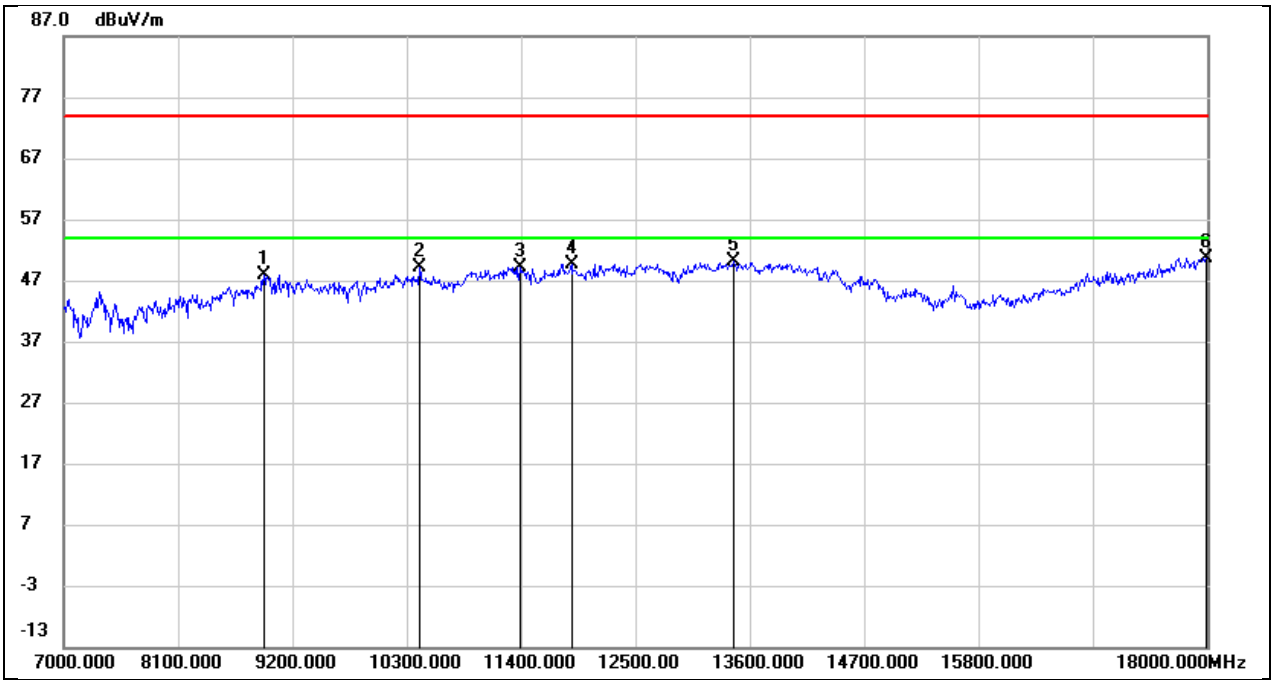

No.	Frequency (MHz)	Reading (dBuV)	Correct (dB/m)	Result (dBuV/m)	Limit (dBuV/m)	Margin (dB)	Remark
1	8925.000	37.19	10.75	47.94	74.00	-26.06	peak
2	10421.000	35.83	13.29	49.12	74.00	-24.88	peak
3	11389.000	32.72	16.51	49.23	74.00	-24.77	peak
4	11884.000	31.72	18.00	49.72	74.00	-24.28	peak
5	13446.000	28.79	21.25	50.04	74.00	-23.96	peak
6	17989.000	23.81	26.92	50.73	74.00	-23.27	peak

This report shall not be reproduced except in full, without the written approval of UL Verification Services (Guangzhou) Co., Ltd, Song Shan Lake Branch.

Test Mode:	SRD 40MHz	Frequency(MHz):	5200
Polarity:	Vertical	Test Voltage:	DC 14.76V

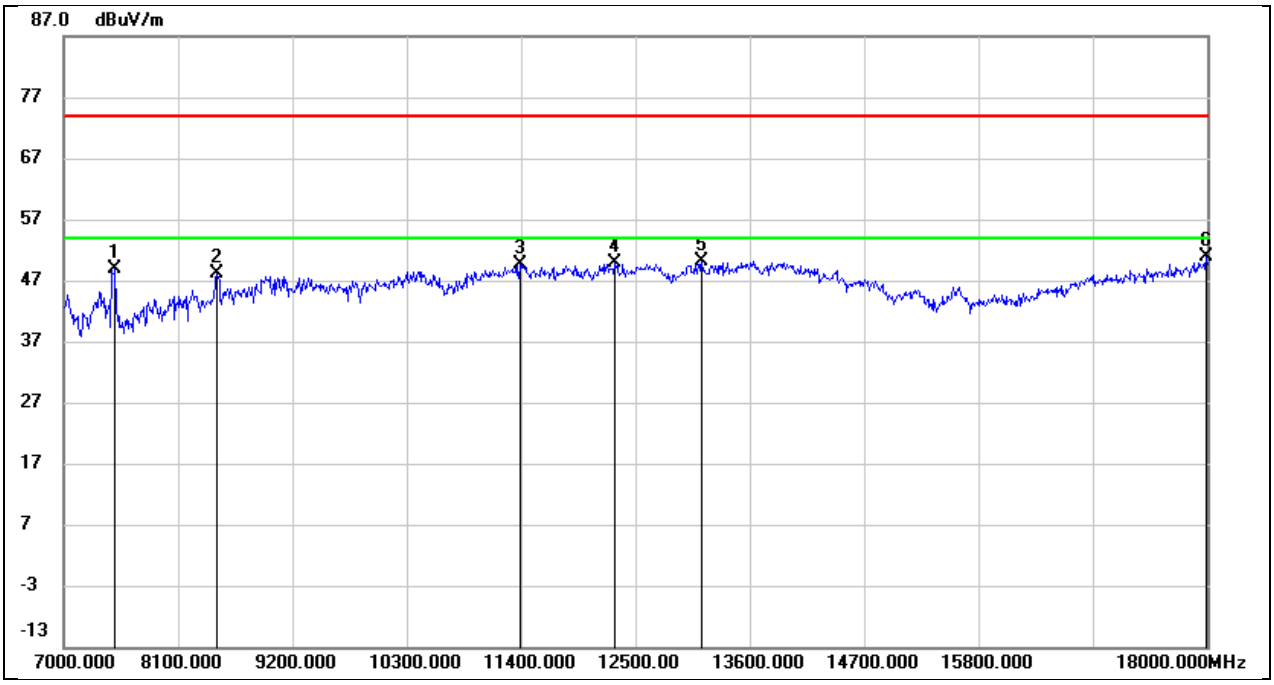

No.	Frequency (MHz)	Reading (dBuV)	Correct (dB/m)	Result (dBuV/m)	Limit (dBuV/m)	Margin (dB)	Remark
1	7495.000	41.33	7.61	48.94	74.00	-25.06	peak
2	8474.000	39.78	8.24	48.02	74.00	-25.98	peak
3	11389.000	33.05	16.51	49.56	74.00	-24.44	peak
4	12302.000	31.15	18.79	49.94	74.00	-24.06	peak
5	13138.000	30.39	19.73	50.12	74.00	-23.88	peak
6	17989.000	24.08	26.92	51.00	74.00	-23.00	peak

This report shall not be reproduced except in full, without the written approval of UL Verification Services (Guangzhou) Co., Ltd, Song Shan Lake Branch.

Test Mode:	SRD 40MHz	Frequency(MHz):	5230
Polarity:	Horizontal	Test Voltage:	DC 14.76V

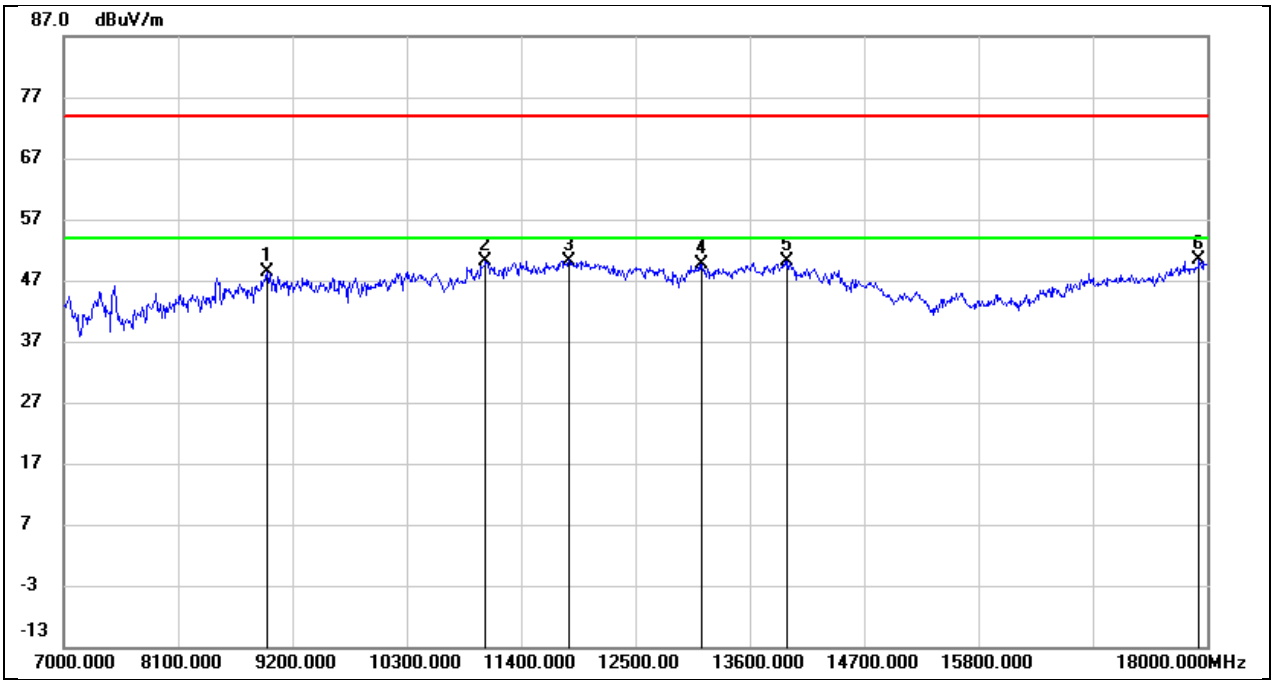

No.	Frequency (MHz)	Reading (dBuV)	Correct (dB/m)	Result (dBuV/m)	Limit (dBuV/m)	Margin (dB)	Remark
1	8958.000	37.07	11.24	48.31	74.00	-25.69	peak
2	11059.000	35.18	15.02	50.20	74.00	-23.80	peak
3	11862.000	32.37	17.88	50.25	74.00	-23.75	peak
4	13138.000	29.86	19.73	49.59	74.00	-24.41	peak
5	13963.000	27.70	22.51	50.21	74.00	-23.79	peak
6	17923.000	23.74	26.64	50.38	74.00	-23.62	peak

This report shall not be reproduced except in full, without the written approval of UL Verification Services (Guangzhou) Co., Ltd, Song Shan Lake Branch.

Test Mode:	SRD 40MHz	Frequency(MHz):	5230
Polarity:	Vertical	Test Voltage:	DC 14.76V

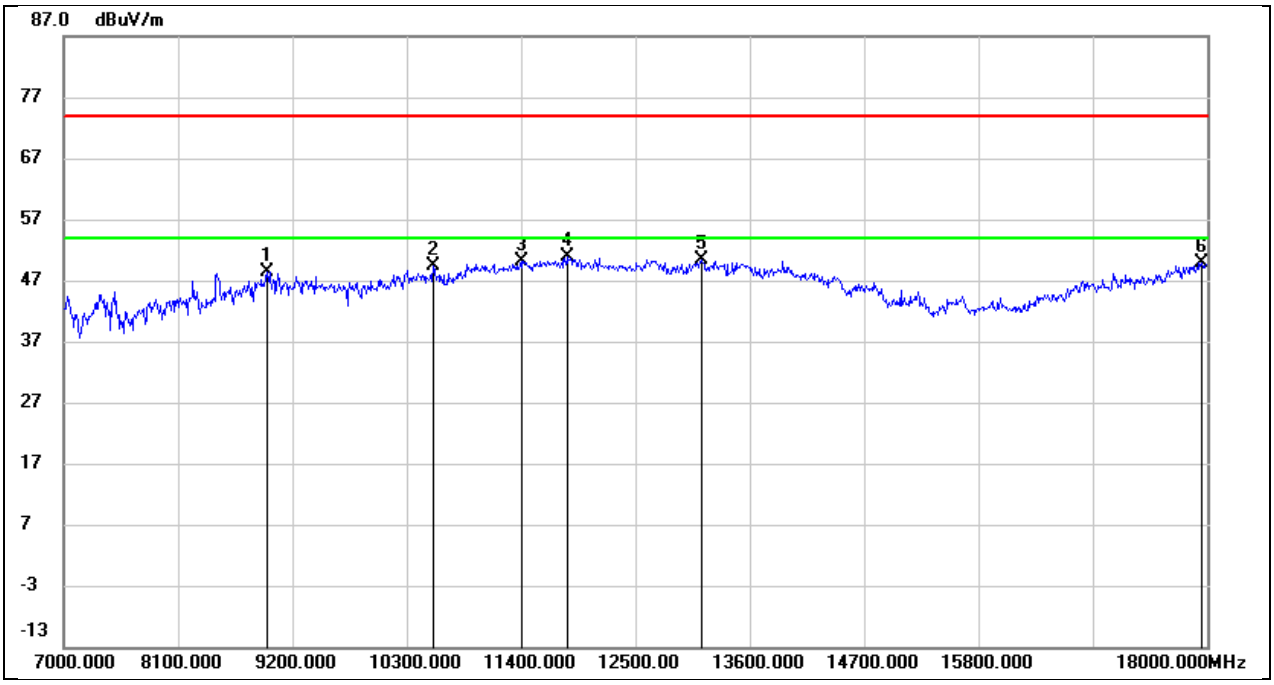

No.	Frequency (MHz)	Reading (dBuV)	Correct (dB/m)	Result (dBuV/m)	Limit (dBuV/m)	Margin (dB)	Remark
1	8958.000	37.16	11.24	48.40	74.00	-25.60	peak
2	10553.000	35.66	13.64	49.30	74.00	-24.70	peak
3	11400.000	33.65	16.57	50.22	74.00	-23.78	peak
4	11840.000	33.11	17.76	50.87	74.00	-23.13	peak
5	13138.000	30.65	19.73	50.38	74.00	-23.62	peak
6	17945.000	23.17	26.74	49.91	74.00	-24.09	peak

This report shall not be reproduced except in full, without the written approval of UL Verification Services (Guangzhou) Co., Ltd, Song Shan Lake Branch.

Test Mode:	SRD 10MHz	Frequency(MHz):	5730.5
Polarity:	Horizontal	Test Voltage:	DC 14.76V

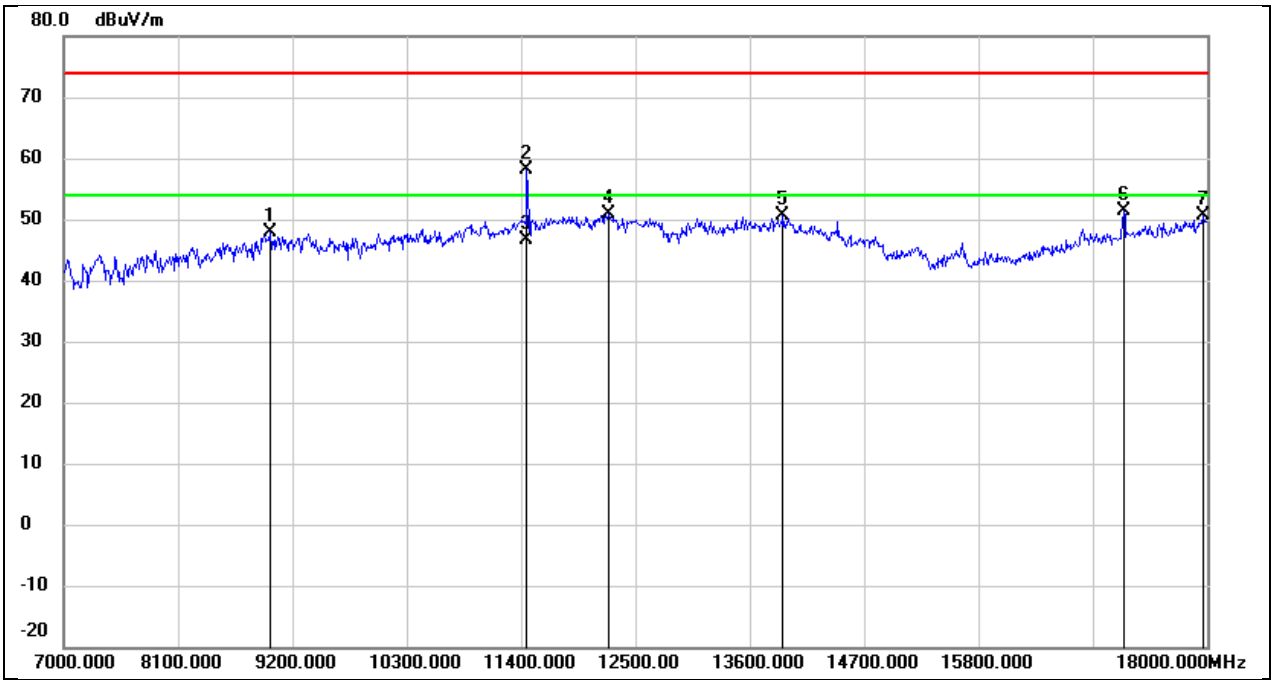

No.	Frequency (MHz)	Reading (dBuV)	Correct (dB/m)	Result (dBuV/m)	Limit (dBuV/m)	Margin (dB)	Remark
1	8991.000	36.10	11.73	47.83	74.00	-26.17	peak
2	11455.000	41.36	16.74	58.10	74.00	-15.90	peak
3	11455.000	30.00	16.74	46.74	54.00	-7.26	AVG
4	12247.000	32.23	18.68	50.91	74.00	-23.09	peak
5	13919.000	28.21	22.49	50.70	74.00	-23.30	peak
6	17197.000	28.63	22.68	51.31	74.00	-22.69	peak
7	17956.000	23.91	26.78	50.69	74.00	-23.31	peak

This report shall not be reproduced except in full, without the written approval of UL Verification Services (Guangzhou) Co., Ltd, Song Shan Lake Branch.

Test Mode:	SRD 10MHz	Frequency(MHz):	5730.5
Polarity:	Vertical	Test Voltage:	DC 14.76V

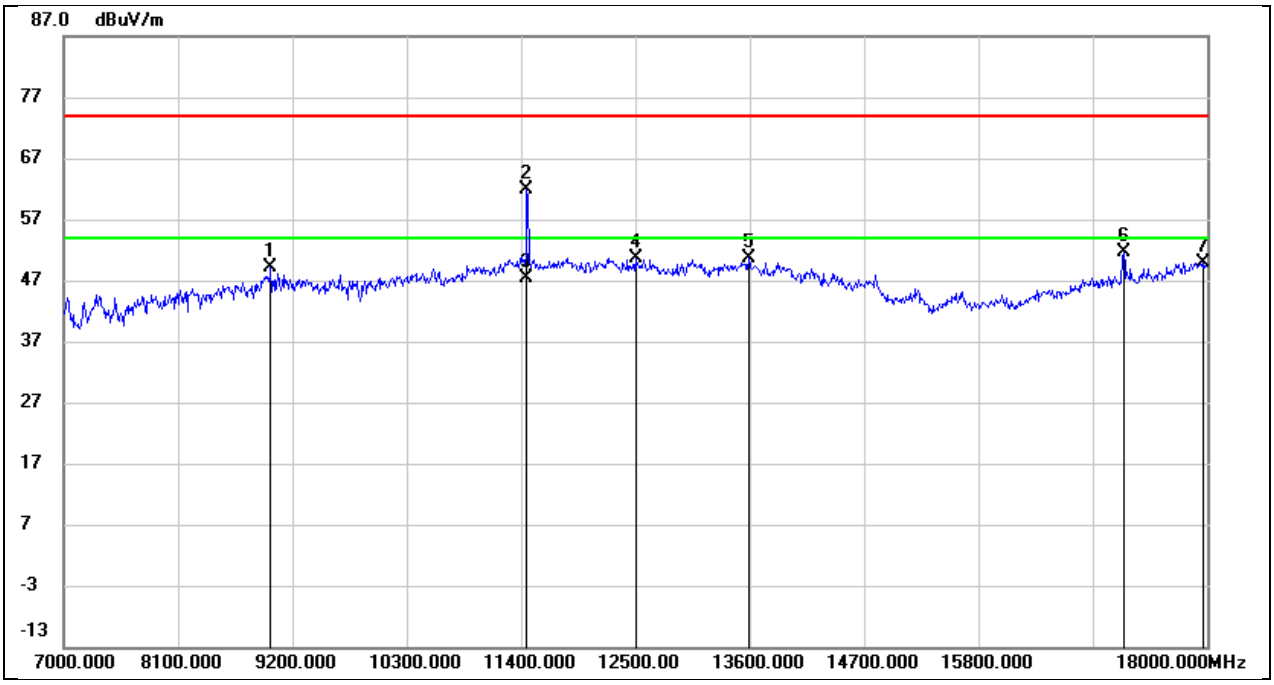

No.	Frequency (MHz)	Reading (dBuV)	Correct (dB/m)	Result (dBuV/m)	Limit (dBuV/m)	Margin (dB)	Remark
1	8991.000	37.38	11.73	49.11	74.00	-24.89	peak
2	11455.000	45.03	16.74	61.77	74.00	-12.23	peak
3	11455.000	30.64	16.74	47.38	54.00	-6.62	AVG
4	12500.000	31.99	18.56	50.55	74.00	-23.45	peak
5	13589.000	29.31	21.41	50.72	74.00	-23.28	peak
6	17197.000	28.93	22.68	51.61	74.00	-22.39	peak
7	17967.000	23.13	26.83	49.96	74.00	-24.04	peak

This report shall not be reproduced except in full, without the written approval of UL Verification Services (Guangzhou) Co., Ltd, Song Shan Lake Branch.

Test Mode:	SRD 10MHz	Frequency(MHz):	5787.5
Polarity:	Horizontal	Test Voltage:	DC 14.76V

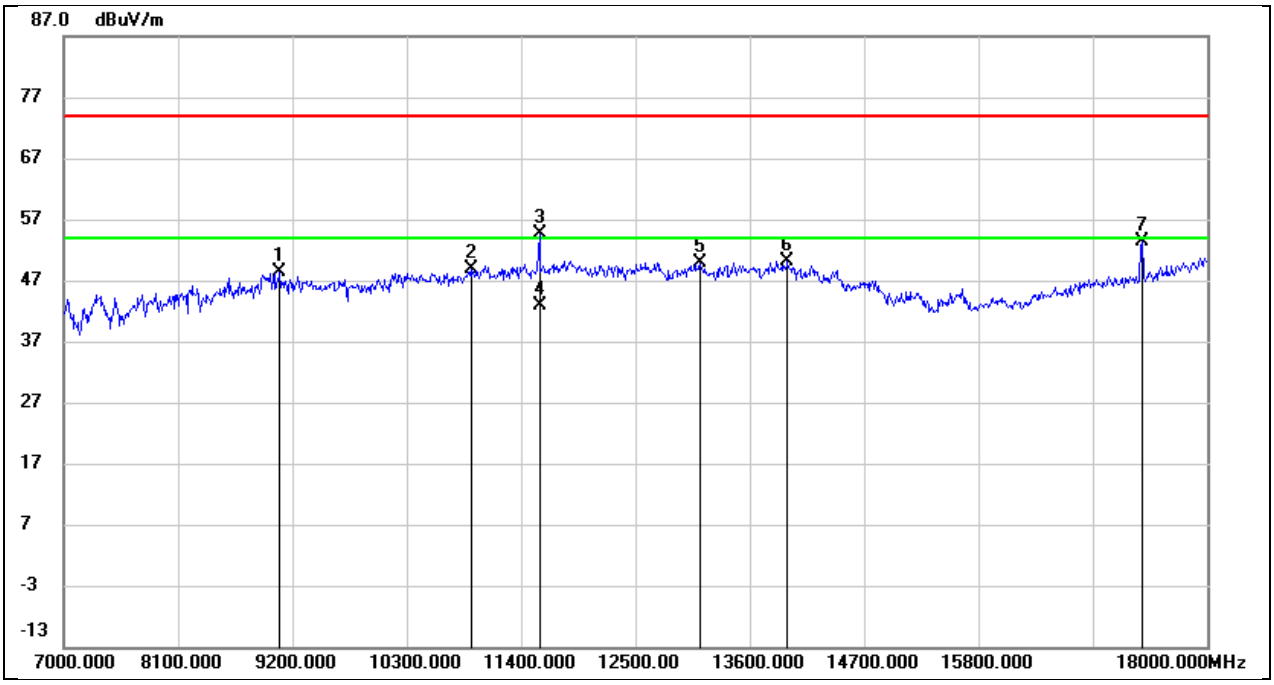

No.	Frequency (MHz)	Reading (dBuV)	Correct (dB/m)	Result (dBuV/m)	Limit (dBuV/m)	Margin (dB)	Remark
1	9079.000	37.26	11.15	48.41	74.00	-25.59	peak
2	10916.000	34.35	14.45	48.80	74.00	-25.20	peak
3	11576.000	37.56	16.99	54.55	74.00	-19.45	peak
4	11576.000	25.90	16.99	42.89	54.00	-11.11	AVG
5	13116.000	30.27	19.64	49.91	74.00	-24.09	peak
6	13963.000	27.63	22.51	50.14	74.00	-23.86	peak
7	17373.000	30.16	23.30	53.46	74.00	-20.54	peak

This report shall not be reproduced except in full, without the written approval of UL Verification Services (Guangzhou) Co., Ltd, Song Shan Lake Branch.

Test Mode:	SRD 10MHz	Frequency(MHz):	5787.5
Polarity:	Vertical	Test Voltage:	DC 14.76V

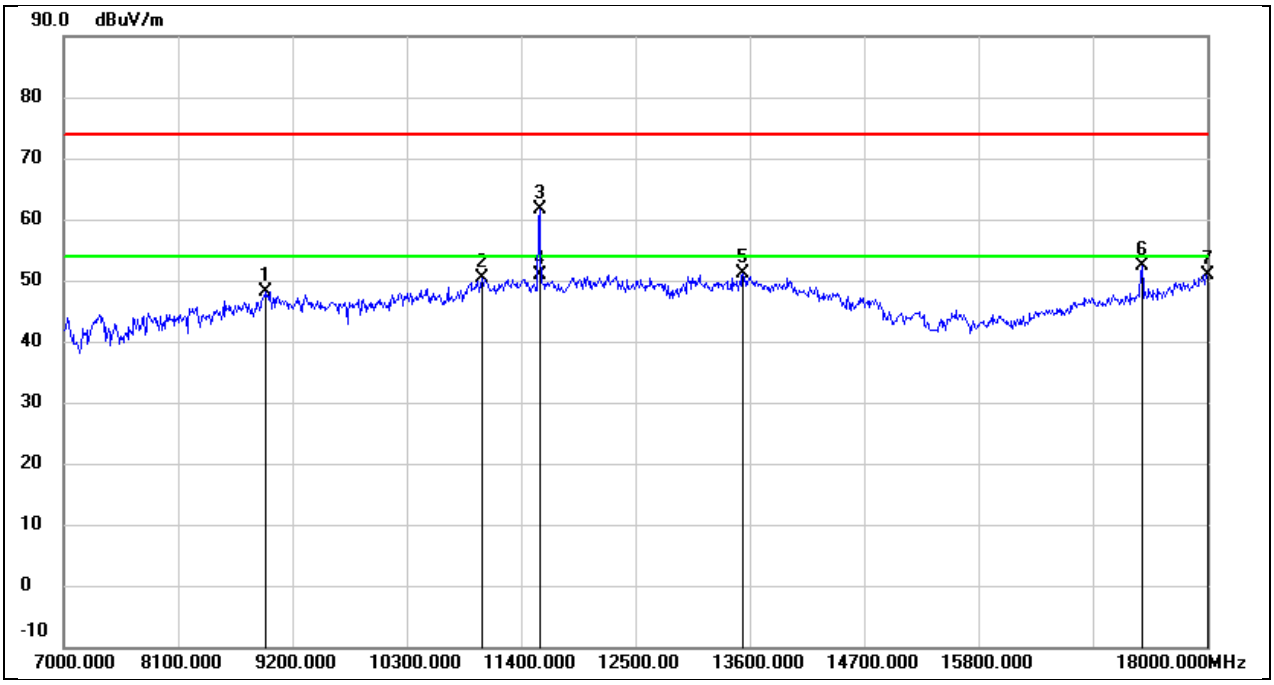

No.	Frequency (MHz)	Reading (dBuV)	Correct (dB/m)	Result (dBuV/m)	Limit (dBuV/m)	Margin (dB)	Remark
1	8936.000	37.18	10.91	48.09	74.00	-25.91	peak
2	11026.000	35.43	14.95	50.38	74.00	-23.62	peak
3	11576.000	44.52	16.99	61.51	74.00	-12.49	peak
4	11576.000	33.86	16.99	50.85	54.00	-3.15	AVG
5	13534.000	29.66	21.41	51.07	74.00	-22.93	peak
6	17373.000	29.00	23.30	52.30	74.00	-21.70	peak
7	18000.000	23.94	26.97	50.91	74.00	-23.09	peak

This report shall not be reproduced except in full, without the written approval of UL Verification Services (Guangzhou) Co., Ltd, Song Shan Lake Branch.

Test Mode:	SRD 10MHz	Frequency(MHz):	5844.5
Polarity:	Horizontal	Test Voltage:	DC 14.76V

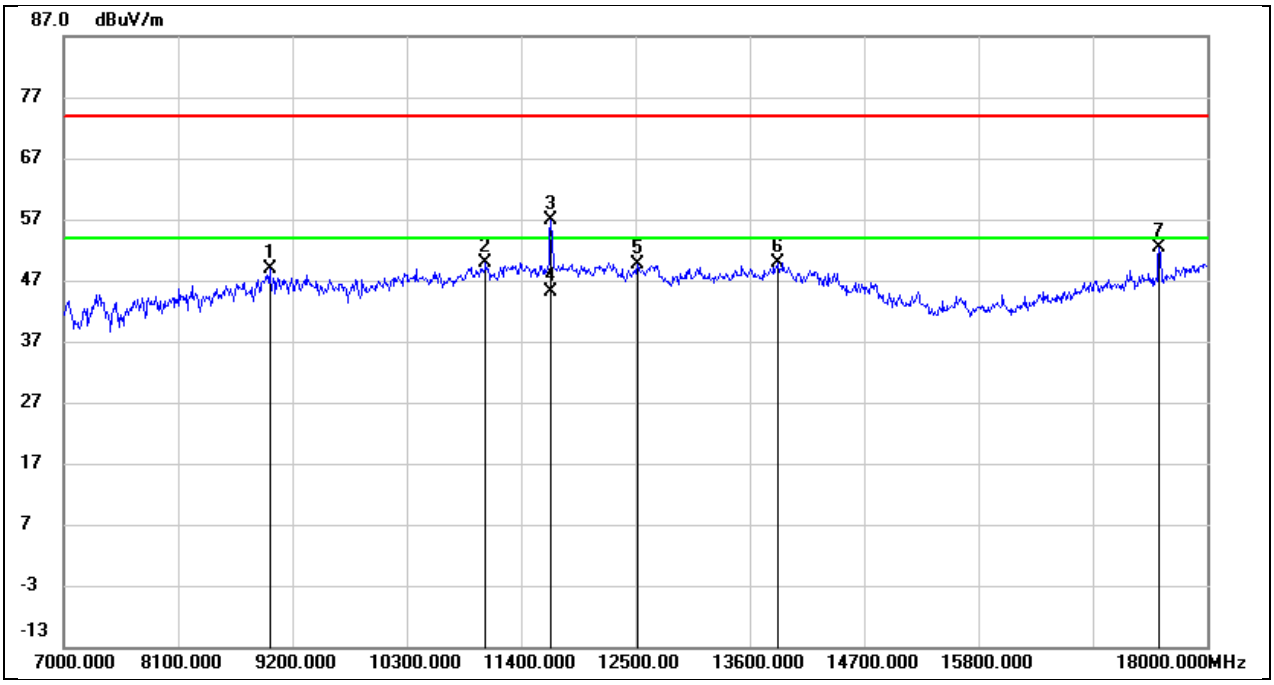

No.	Frequency (MHz)	Reading (dBuV)	Correct (dB/m)	Result (dBuV/m)	Limit (dBuV/m)	Margin (dB)	Remark
1	8980.000	37.35	11.57	48.92	74.00	-25.08	peak
2	11059.000	34.76	15.02	49.78	74.00	-24.22	peak
3	11686.000	39.53	17.25	56.78	74.00	-17.22	peak
4	11686.000	27.88	17.25	45.13	54.00	-8.87	AVG
5	12522.000	31.12	18.52	49.64	74.00	-24.36	peak
6	13875.000	27.53	22.46	49.99	74.00	-24.01	peak
7	17538.000	28.83	23.60	52.43	74.00	-21.57	peak

This report shall not be reproduced except in full, without the written approval of UL Verification Services (Guangzhou) Co., Ltd, Song Shan Lake Branch.

Test Mode:	SRD 10MHz	Frequency(MHz):	5844.5
Polarity:	Vertical	Test Voltage:	DC 14.76V

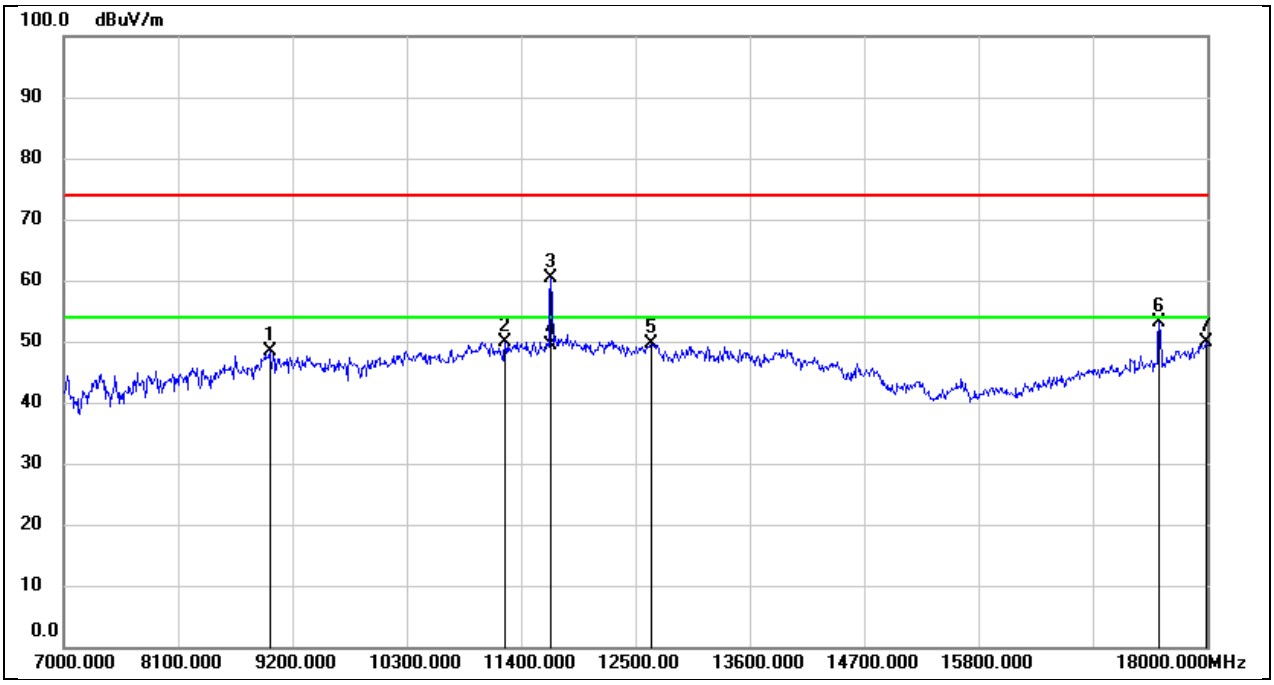

No.	Frequency (MHz)	Reading (dBuV)	Correct (dB/m)	Result (dBuV/m)	Limit (dBuV/m)	Margin (dB)	Remark
1	8980.000	36.83	11.57	48.40	74.00	-25.60	peak
2	11246.000	34.19	15.62	49.81	74.00	-24.19	peak
3	11686.000	43.03	17.25	60.28	74.00	-13.72	peak
4	11686.000	32.22	17.25	49.47	54.00	-4.53	AVG
5	12654.000	31.29	18.44	49.73	74.00	-24.27	peak
6	17538.000	29.56	23.60	53.16	74.00	-20.84	peak
7	17989.000	22.96	26.92	49.88	74.00	-24.12	peak

This report shall not be reproduced except in full, without the written approval of UL Verification Services (Guangzhou) Co., Ltd, Song Shan Lake Branch.

Test Mode:	SRD 20MHz	Frequency(MHz):	5735.5
Polarity:	Horizontal	Test Voltage:	DC 14.76V

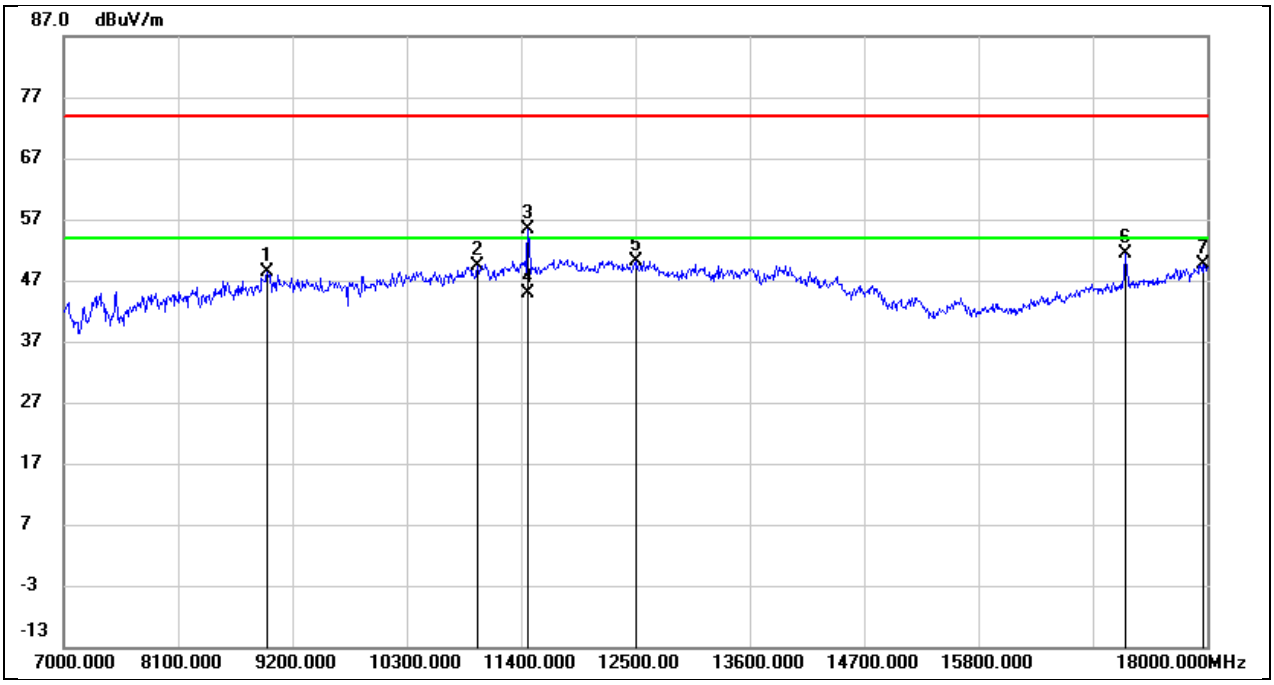

No.	Frequency (MHz)	Reading (dBuV)	Correct (dB/m)	Result (dBuV/m)	Limit (dBuV/m)	Margin (dB)	Remark
1	8958.000	37.19	11.24	48.43	74.00	-25.57	peak
2	10982.000	34.59	14.79	49.38	74.00	-24.62	peak
3	11466.000	38.68	16.78	55.46	74.00	-18.54	peak
4	11466.000	28.03	16.78	44.81	54.00	-9.19	AVG
5	12511.000	31.68	18.54	50.22	74.00	-23.78	peak
6	17208.000	28.66	22.73	51.39	74.00	-22.61	peak
7	17956.000	22.95	26.78	49.73	74.00	-24.27	peak

This report shall not be reproduced except in full, without the written approval of UL Verification Services (Guangzhou) Co., Ltd, Song Shan Lake Branch.

Test Mode:	SRD 20MHz	Frequency(MHz):	5735.5
Polarity:	Vertical	Test Voltage:	DC 14.76V

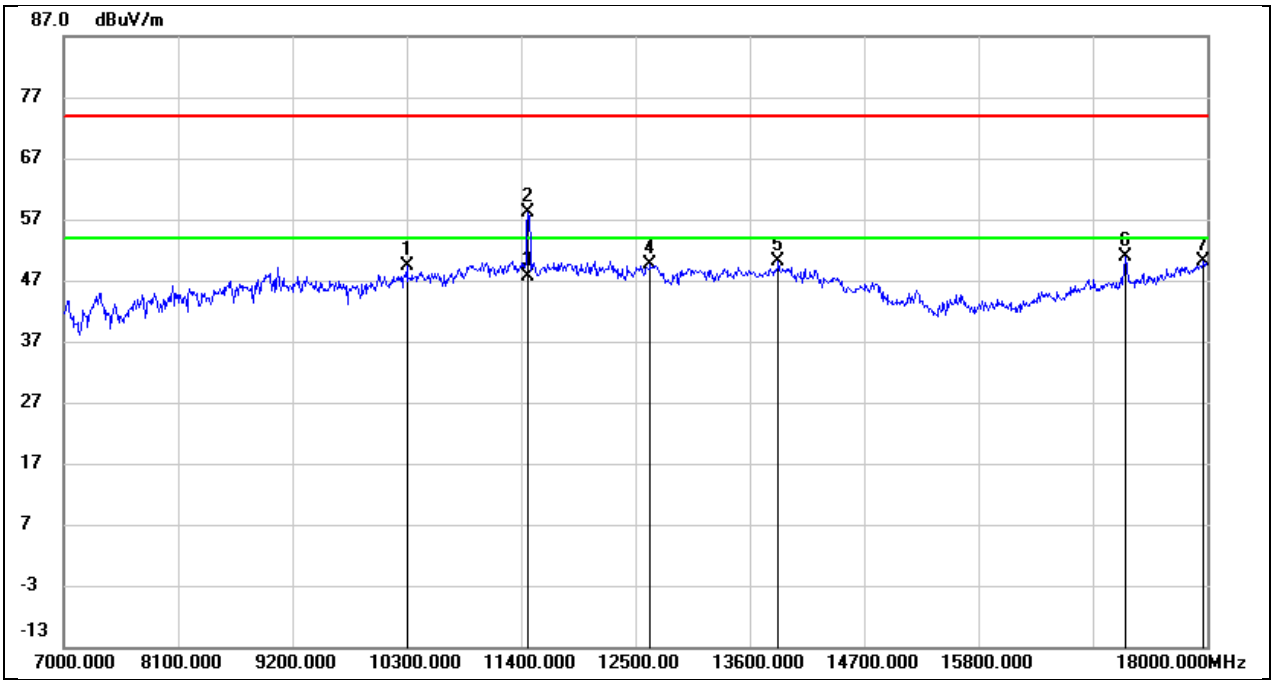

No.	Frequency (MHz)	Reading (dBuV)	Correct (dB/m)	Result (dBuV/m)	Limit (dBuV/m)	Margin (dB)	Remark
1	10300.000	36.50	12.78	49.28	74.00	-24.72	peak
2	11466.000	41.30	16.78	58.08	74.00	-15.92	peak
3	11466.000	30.97	16.78	47.75	54.00	-6.25	AVG
4	12643.000	31.15	18.43	49.58	74.00	-24.42	peak
5	13875.000	27.68	22.46	50.14	74.00	-23.86	peak
6	17219.000	28.14	22.76	50.90	74.00	-23.10	peak
7	17967.000	23.41	26.83	50.24	74.00	-23.76	peak

This report shall not be reproduced except in full, without the written approval of UL Verification Services (Guangzhou) Co., Ltd, Song Shan Lake Branch.

Test Mode:	SRD 20MHz	Frequency(MHz):	5787.5
Polarity:	Horizontal	Test Voltage:	DC 14.76V

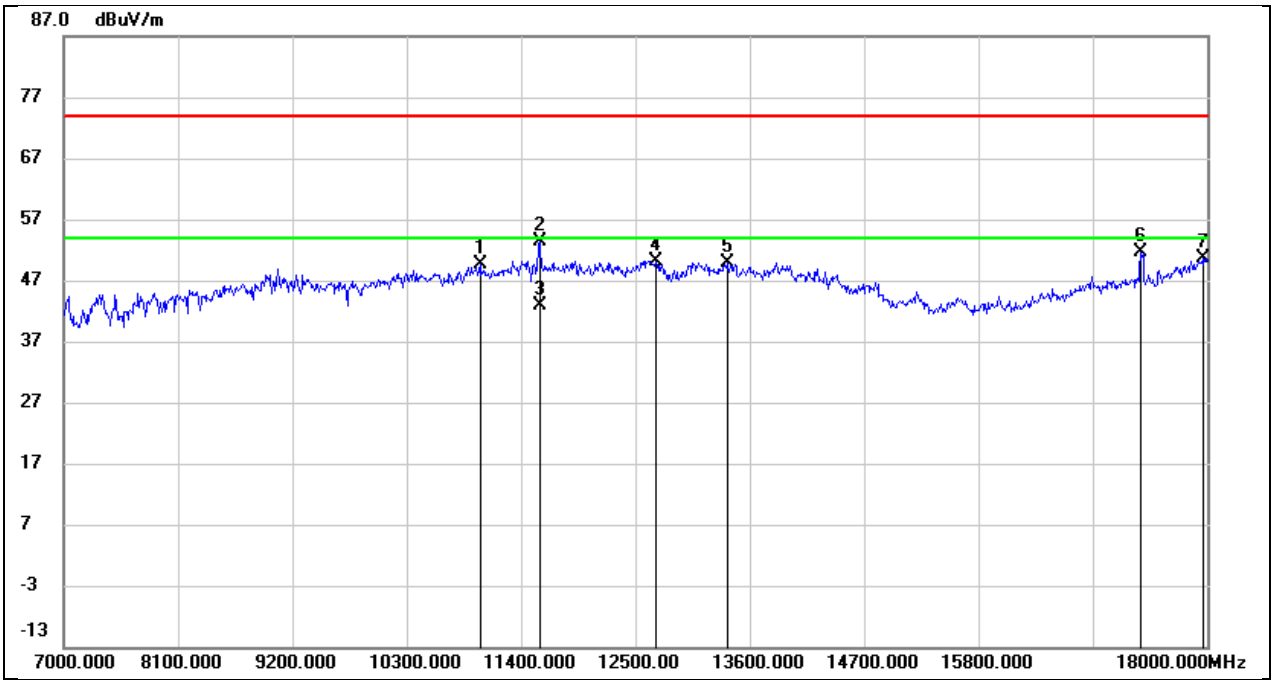

No.	Frequency (MHz)	Reading (dBuV)	Correct (dB/m)	Result (dBuV/m)	Limit (dBuV/m)	Margin (dB)	Remark
1	11004.000	34.62	14.90	49.52	74.00	-24.48	peak
2	11576.000	36.48	16.99	53.47	74.00	-20.53	peak
3	11576.000	25.80	16.99	42.79	54.00	-11.21	AVG
4	12698.000	31.65	18.56	50.21	74.00	-23.79	peak
5	13380.000	28.98	21.01	49.99	74.00	-24.01	peak
6	17362.000	28.32	23.26	51.58	74.00	-22.42	peak
7	17956.000	23.90	26.78	50.68	74.00	-23.32	peak

This report shall not be reproduced except in full, without the written approval of UL Verification Services (Guangzhou) Co., Ltd, Song Shan Lake Branch.

Test Mode:	SRD 20MHz	Frequency(MHz):	5787.5
Polarity:	Vertical	Test Voltage:	DC 14.76V

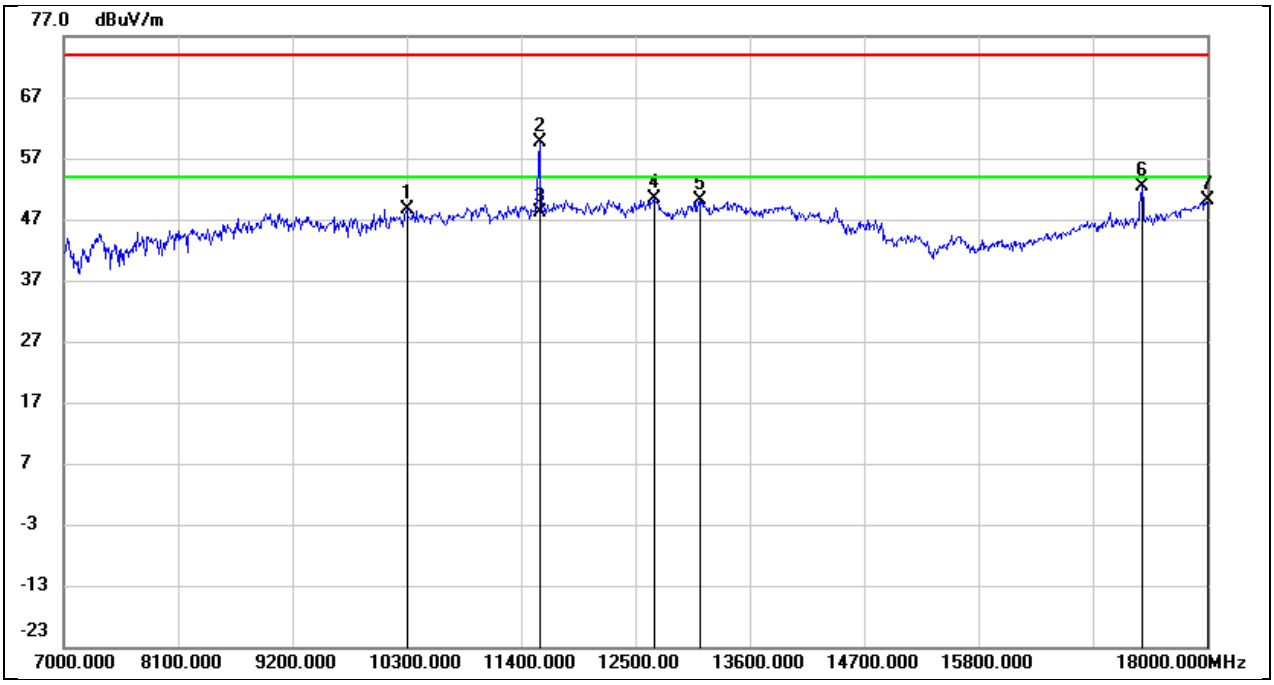

No.	Frequency (MHz)	Reading (dBuV)	Correct (dB/m)	Result (dBuV/m)	Limit (dBuV/m)	Margin (dB)	Remark
1	10300.000	35.81	12.78	48.59	74.00	-25.41	peak
2	11576.000	42.62	16.99	59.61	74.00	-14.39	peak
3	11576.000	31.26	16.99	48.25	54.00	-5.75	AVG
4	12676.000	31.76	18.50	50.26	74.00	-23.74	peak
5	13127.000	30.42	19.68	50.10	74.00	-23.90	peak
6	17373.000	29.15	23.30	52.45	74.00	-21.55	peak
7	18000.000	23.11	26.97	50.08	74.00	-23.92	peak

This report shall not be reproduced except in full, without the written approval of UL Verification Services (Guangzhou) Co., Ltd, Song Shan Lake Branch.

Test Mode:	SRD 20MHz	Frequency(MHz):	5839.5
Polarity:	Horizontal	Test Voltage:	DC 14.76V

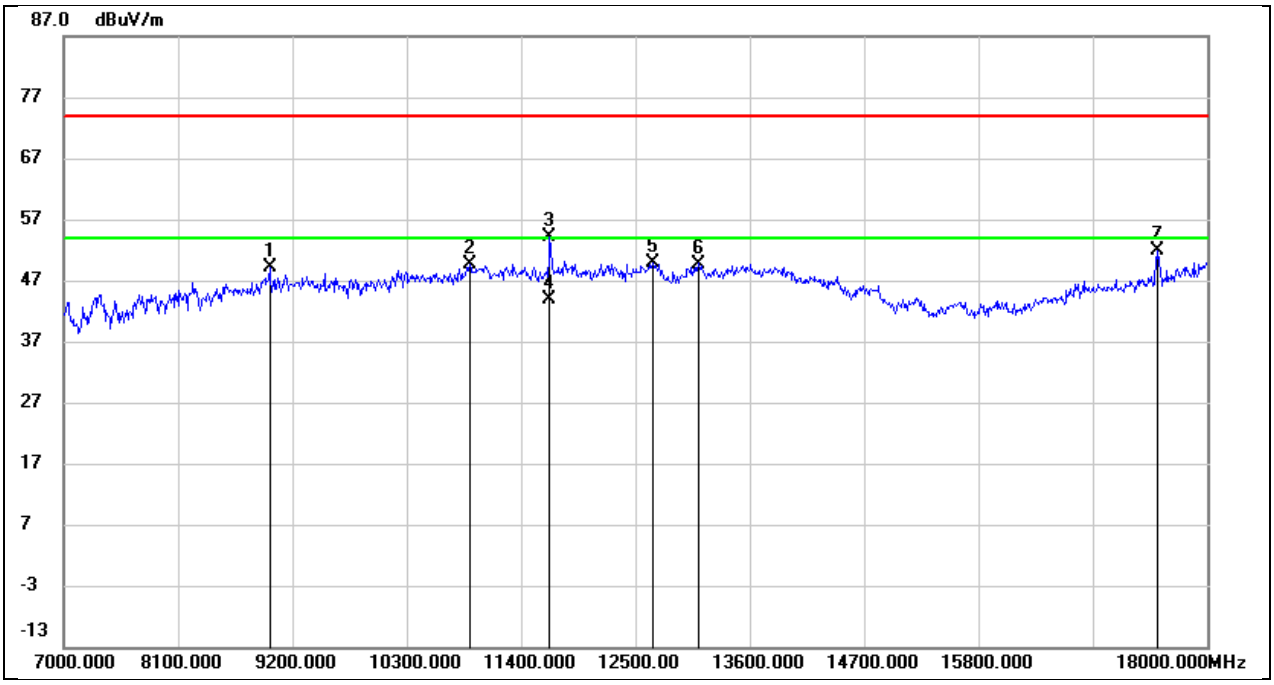

No.	Frequency (MHz)	Reading (dBuV)	Correct (dB/m)	Result (dBuV/m)	Limit (dBuV/m)	Margin (dB)	Remark
1	8980.000	37.67	11.57	49.24	74.00	-24.76	peak
2	10905.000	35.26	14.39	49.65	74.00	-24.35	peak
3	11675.000	36.81	17.22	54.03	74.00	-19.97	peak
4	11675.000	26.70	17.22	43.92	54.00	-10.08	AVG
5	12665.000	31.31	18.48	49.79	74.00	-24.21	peak
6	13105.000	30.17	19.58	49.75	74.00	-24.25	peak
7	17527.000	28.25	23.55	51.80	74.00	-22.20	peak

This report shall not be reproduced except in full, without the written approval of UL Verification Services (Guangzhou) Co., Ltd, Song Shan Lake Branch.

Test Mode:	SRD 20MHz	Frequency(MHz):	5839.5
Polarity:	Vertical	Test Voltage:	DC 14.76V

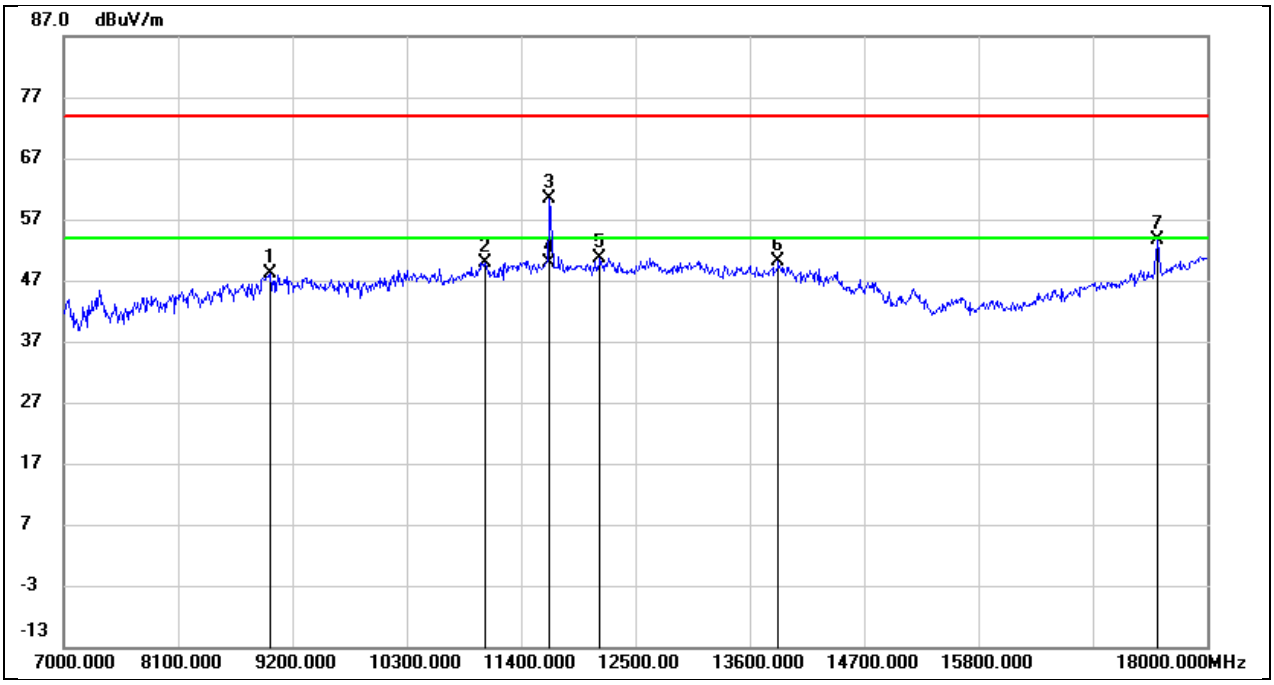

No.	Frequency (MHz)	Reading (dBuV)	Correct (dB/m)	Result (dBuV/m)	Limit (dBuV/m)	Margin (dB)	Remark
1	8991.000	36.39	11.73	48.12	74.00	-25.88	peak
2	11048.000	34.89	14.99	49.88	74.00	-24.12	peak
3	11675.000	43.11	17.22	60.33	74.00	-13.67	peak
4	11675.000	32.55	17.22	49.77	54.00	-4.23	AVG
5	12159.000	32.12	18.58	50.70	74.00	-23.30	peak
6	13875.000	27.55	22.46	50.01	74.00	-23.99	peak
7	17527.000	30.06	23.55	53.61	74.00	-20.39	peak

This report shall not be reproduced except in full, without the written approval of UL Verification Services (Guangzhou) Co., Ltd, Song Shan Lake Branch.

Test Mode:	SRD 40MHz	Frequency(MHz):	5745.5
Polarity:	Horizontal	Test Voltage:	DC 14.76V

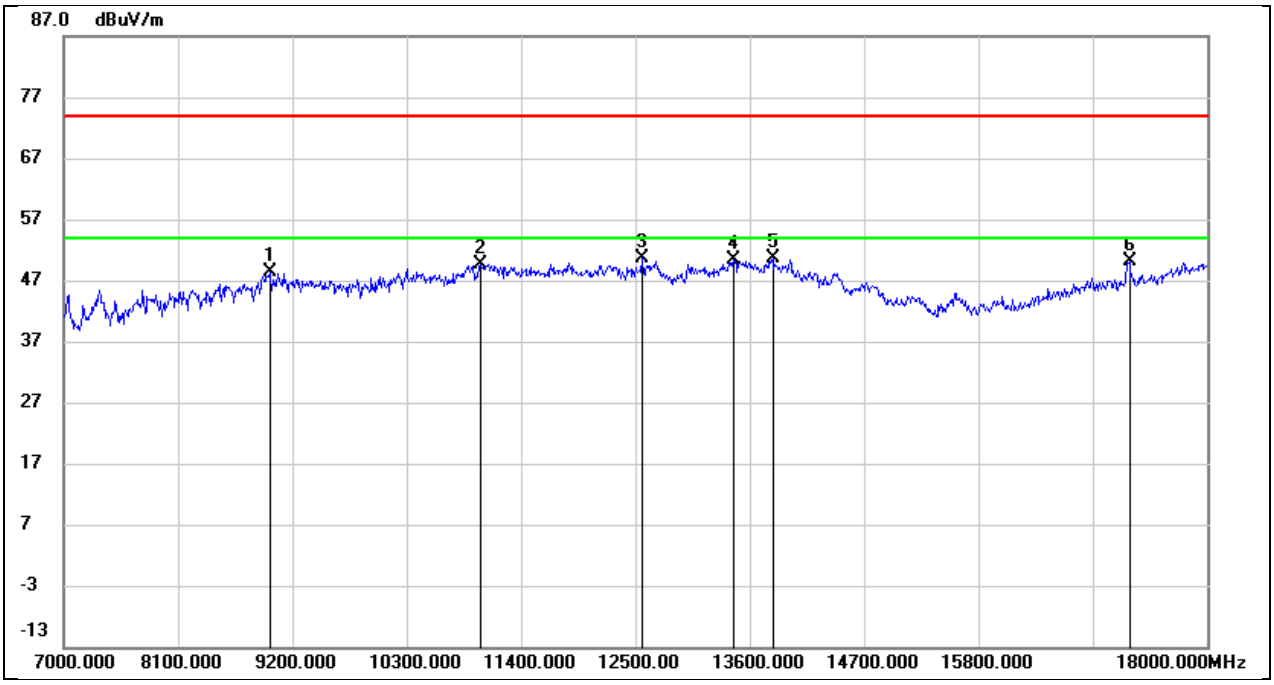

No.	Frequency (MHz)	Reading (dBuV)	Correct (dB/m)	Result (dBuV/m)	Limit (dBuV/m)	Margin (dB)	Remark
1	8980.000	36.87	11.57	48.44	74.00	-25.56	peak
2	11004.000	34.72	14.90	49.62	74.00	-24.38	peak
3	12566.000	32.25	18.40	50.65	74.00	-23.35	peak
4	13446.000	29.22	21.25	50.47	74.00	-23.53	peak
5	13820.000	28.21	22.43	50.64	74.00	-23.36	peak
6	17252.000	27.20	22.88	50.08	74.00	-23.92	peak

This report shall not be reproduced except in full, without the written approval of UL Verification Services (Guangzhou) Co., Ltd, Song Shan Lake Branch.

Test Mode:	SRD 40MHz	Frequency(MHz):	5745.5
Polarity:	Vertical	Test Voltage:	DC 14.76V

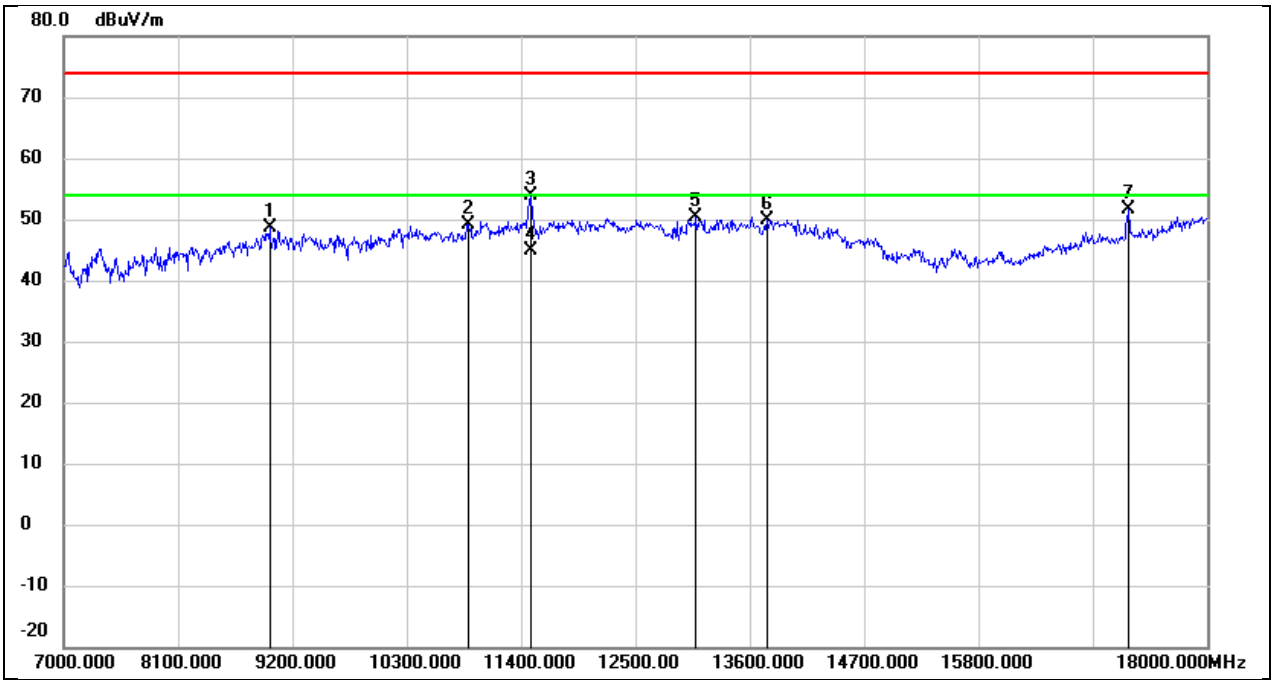

No.	Frequency (MHz)	Reading (dBuV)	Correct (dB/m)	Result (dBuV/m)	Limit (dBuV/m)	Margin (dB)	Remark
1	8980.000	37.05	11.57	48.62	74.00	-25.38	peak
2	10894.000	34.72	14.33	49.05	74.00	-24.95	peak
3	11488.000	37.13	16.84	53.97	74.00	-20.03	peak
4	11488.000	28.09	16.84	44.93	54.00	-9.07	AVG
5	13083.000	30.82	19.48	50.30	74.00	-23.70	peak
6	13765.000	27.75	22.24	49.99	74.00	-24.01	peak
7	17241.000	28.82	22.84	51.66	74.00	-22.34	peak

This report shall not be reproduced except in full, without the written approval of UL Verification Services (Guangzhou) Co., Ltd, Song Shan Lake Branch.

Test Mode:	SRD 40MHz	Frequency(MHz):	5787.5
Polarity:	Horizontal	Test Voltage:	DC 14.76V

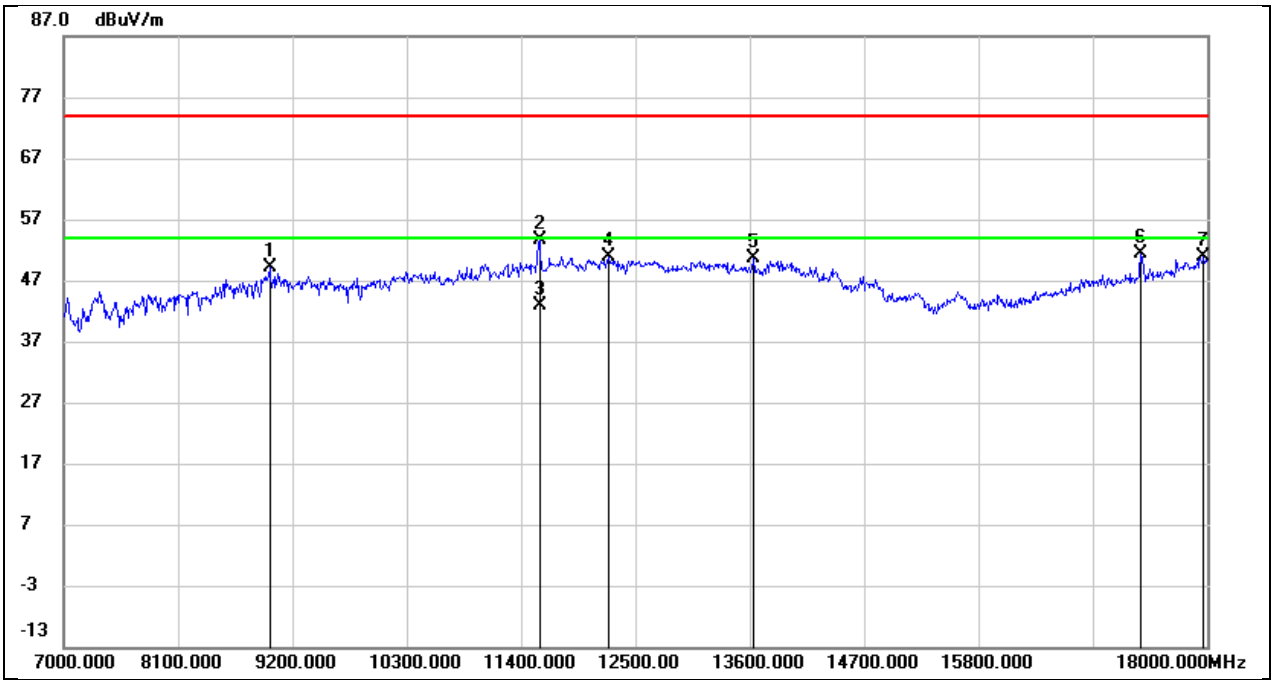

No.	Frequency (MHz)	Reading (dBuV)	Correct (dB/m)	Result (dBuV/m)	Limit (dBuV/m)	Margin (dB)	Remark
1	8980.000	37.54	11.57	49.11	74.00	-24.89	peak
2	11576.000	36.60	16.99	53.59	74.00	-20.41	peak
3	11576.000	25.85	16.99	42.84	54.00	-11.16	AVG
4	12247.000	32.31	18.68	50.99	74.00	-23.01	peak
5	13633.000	28.99	21.59	50.58	74.00	-23.42	peak
6	17362.000	28.15	23.26	51.41	74.00	-22.59	peak
7	17967.000	24.14	26.83	50.97	74.00	-23.03	peak

This report shall not be reproduced except in full, without the written approval of UL Verification Services (Guangzhou) Co., Ltd, Song Shan Lake Branch.

Test Mode:	SRD 40MHz	Frequency(MHz):	5787.5
Polarity:	Vertical	Test Voltage:	DC 14.76V

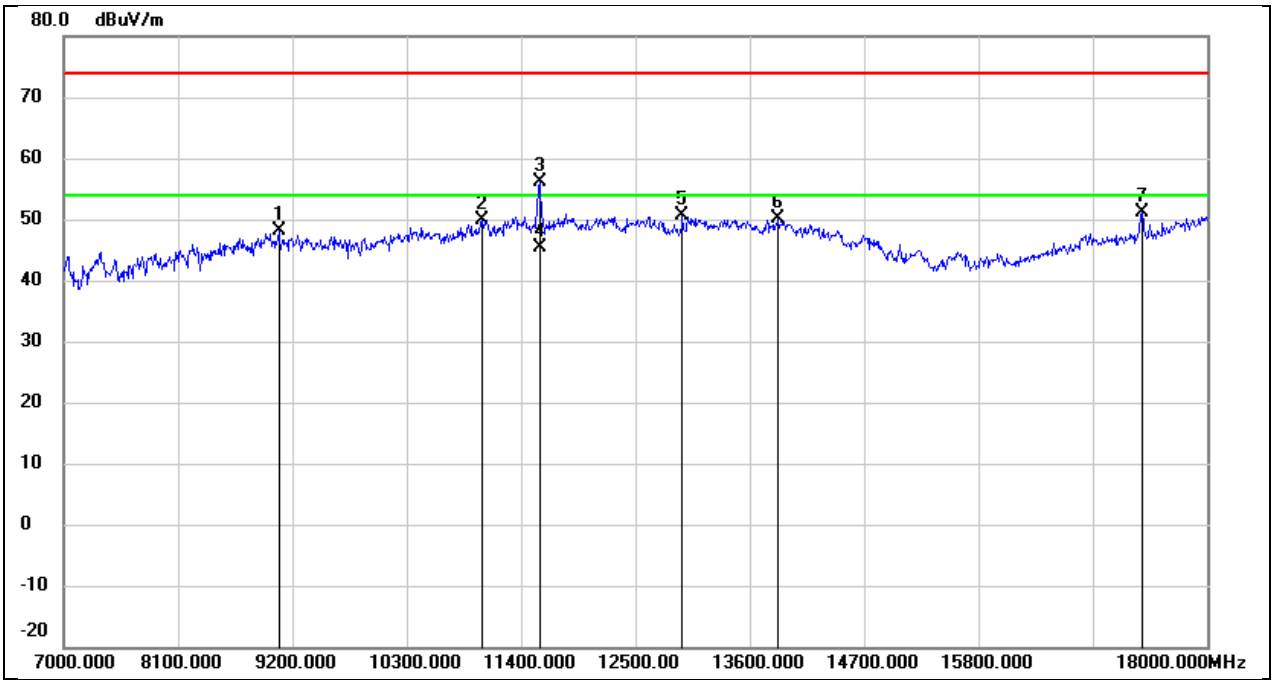

No.	Frequency (MHz)	Reading (dBuV)	Correct (dB/m)	Result (dBuV/m)	Limit (dBuV/m)	Margin (dB)	Remark
1	9068.000	36.79	11.25	48.04	74.00	-25.96	peak
2	11026.000	34.86	14.95	49.81	74.00	-24.19	peak
3	11576.000	39.23	16.99	56.22	74.00	-17.78	peak
4	11576.000	28.38	16.99	45.37	54.00	-8.63	AVG
5	12951.000	31.63	19.02	50.65	74.00	-23.35	peak
6	13875.000	27.65	22.46	50.11	74.00	-23.89	peak
7	17373.000	27.90	23.30	51.20	74.00	-22.80	peak

This report shall not be reproduced except in full, without the written approval of UL Verification Services (Guangzhou) Co., Ltd, Song Shan Lake Branch.

Test Mode:	SRD 40MHz	Frequency(MHz):	5829.5
Polarity:	Horizontal	Test Voltage:	DC 14.76V

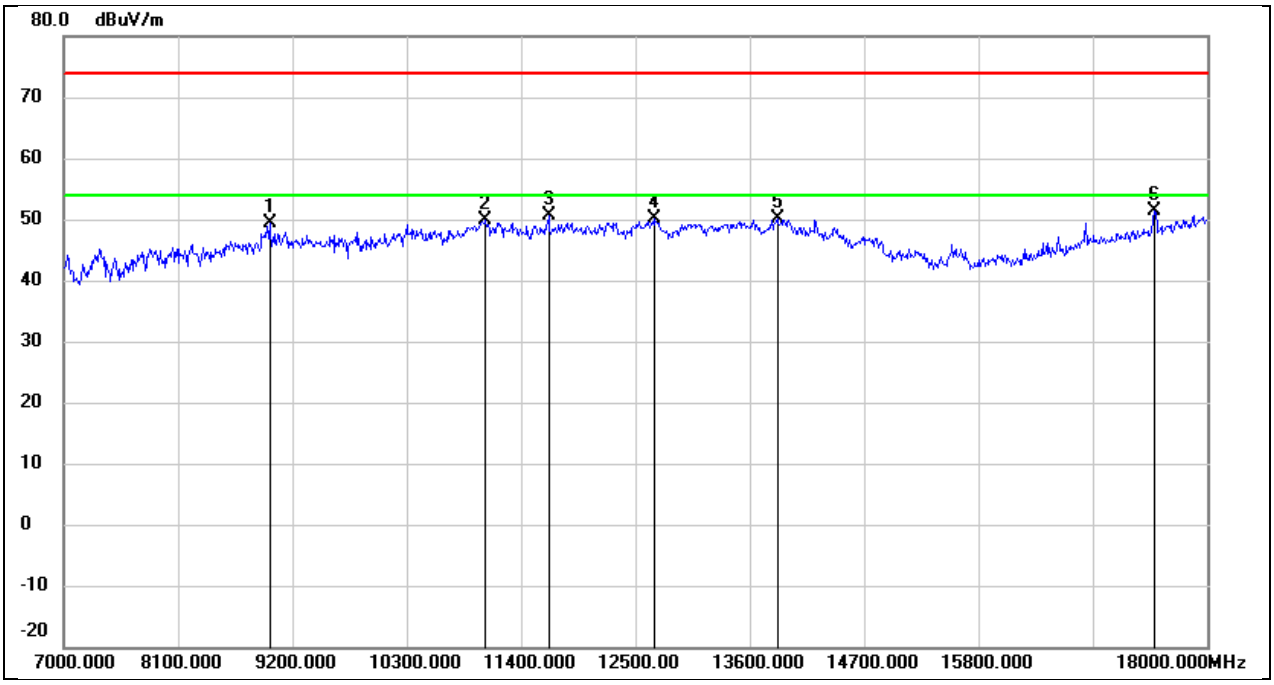

No.	Frequency (MHz)	Reading (dBuV)	Correct (dB/m)	Result (dBuV/m)	Limit (dBuV/m)	Margin (dB)	Remark
1	8980.000	37.69	11.57	49.26	74.00	-24.74	peak
2	11059.000	34.74	15.02	49.76	74.00	-24.24	peak
3	11664.000	33.47	17.19	50.66	74.00	-23.34	peak
4	12676.000	31.71	18.50	50.21	74.00	-23.79	peak
5	13864.000	27.69	22.45	50.14	74.00	-23.86	peak
6	17494.000	28.05	23.45	51.50	74.00	-22.50	peak

This report shall not be reproduced except in full, without the written approval of UL Verification Services (Guangzhou) Co., Ltd, Song Shan Lake Branch.

Test Mode:	SRD 40MHz	Frequency(MHz):	5829.5
Polarity:	Vertical	Test Voltage:	DC 14.76V

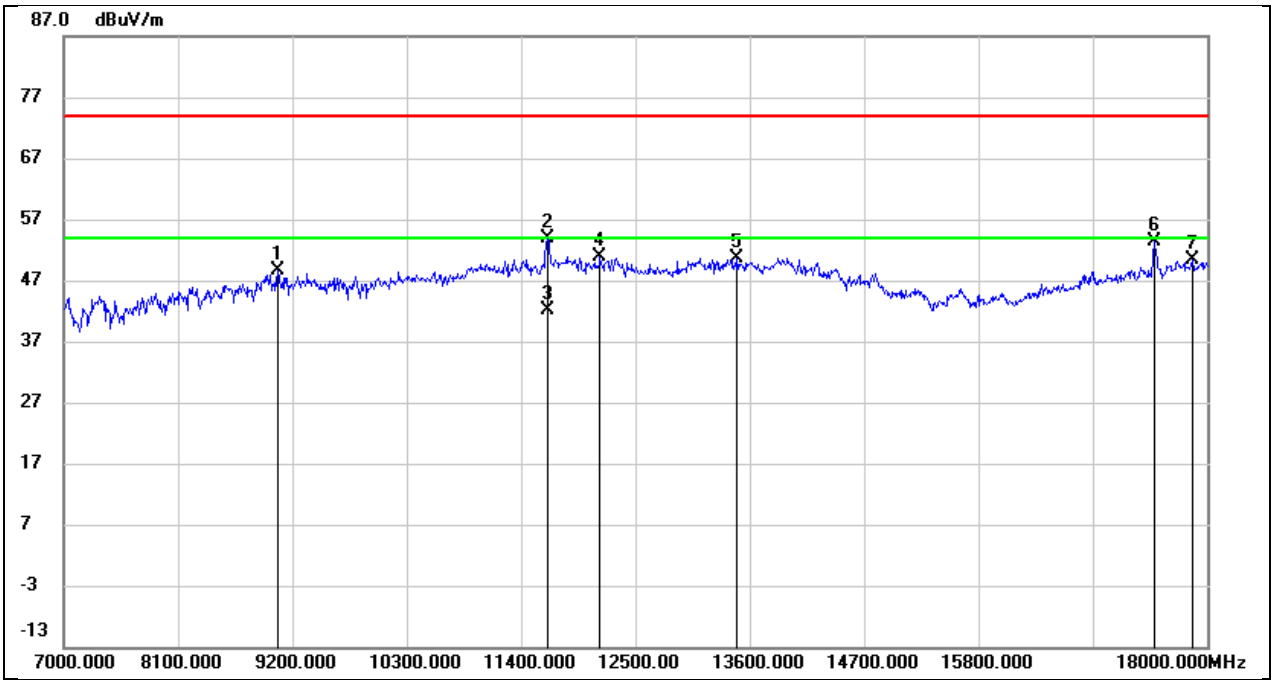

No.	Frequency (MHz)	Reading (dBuV)	Correct (dB/m)	Result (dBuV/m)	Limit (dBuV/m)	Margin (dB)	Remark
1	9057.000	37.25	11.35	48.60	74.00	-25.40	peak
2	11653.000	36.63	17.16	53.79	74.00	-20.21	peak
3	11653.000	25.02	17.16	42.18	54.00	-11.82	AVG
4	12159.000	32.29	18.58	50.87	74.00	-23.13	peak
5	13479.000	29.30	21.34	50.64	74.00	-23.36	peak
6	17494.000	29.87	23.45	53.32	74.00	-20.68	peak
7	17857.000	23.90	26.36	50.26	74.00	-23.74	peak

This report shall not be reproduced except in full, without the written approval of UL Verification Services (Guangzhou) Co., Ltd, Song Shan Lake Branch.

Test Mode:	SRD 60MHz	Frequency(MHz):	5755.5
Polarity:	Horizontal	Test Voltage:	DC 14.76V

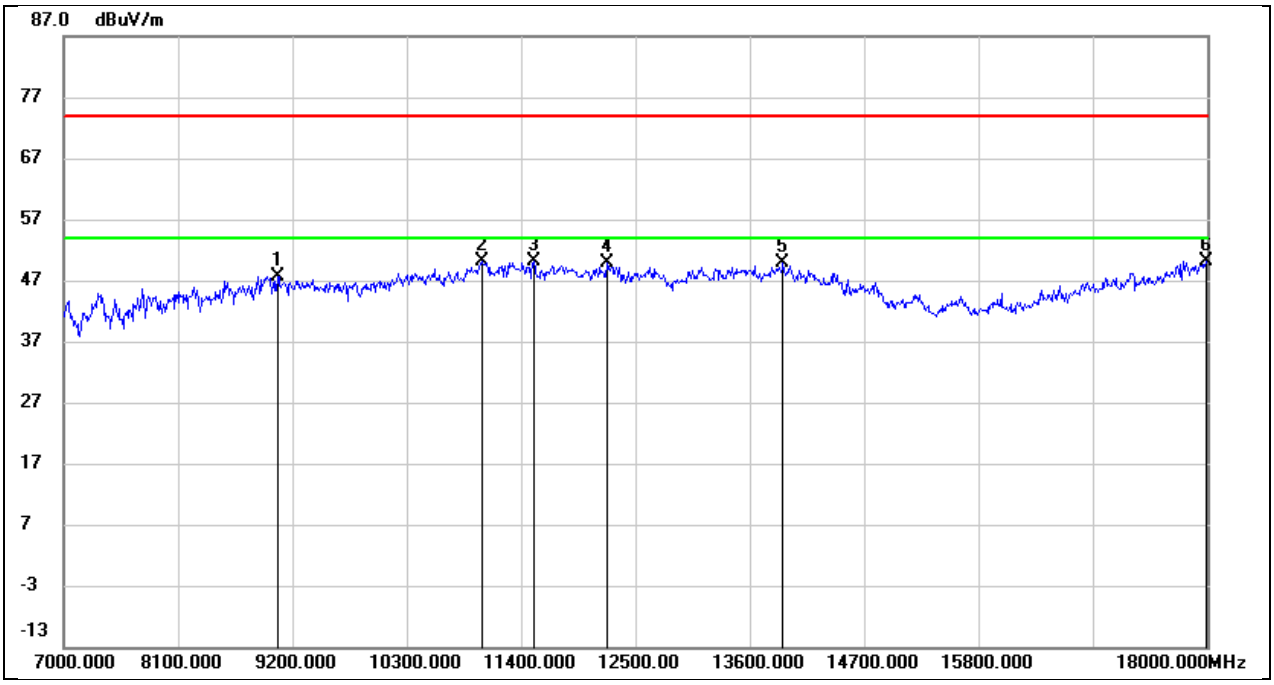

No.	Frequency (MHz)	Reading (dBuV)	Correct (dB/m)	Result (dBuV/m)	Limit (dBuV/m)	Margin (dB)	Remark
1	9057.000	36.32	11.35	47.67	74.00	-26.33	peak
2	11026.000	35.08	14.95	50.03	74.00	-23.97	peak
3	11521.000	33.25	16.92	50.17	74.00	-23.83	peak
4	12225.000	31.36	18.63	49.99	74.00	-24.01	peak
5	13919.000	27.42	22.49	49.91	74.00	-24.09	peak
6	17989.000	23.15	26.92	50.07	74.00	-23.93	peak

This report shall not be reproduced except in full, without the written approval of UL Verification Services (Guangzhou) Co., Ltd, Song Shan Lake Branch.

Test Mode:	SRD 60MHz	Frequency(MHz):	5755.5
Polarity:	Vertical	Test Voltage:	DC 14.76V

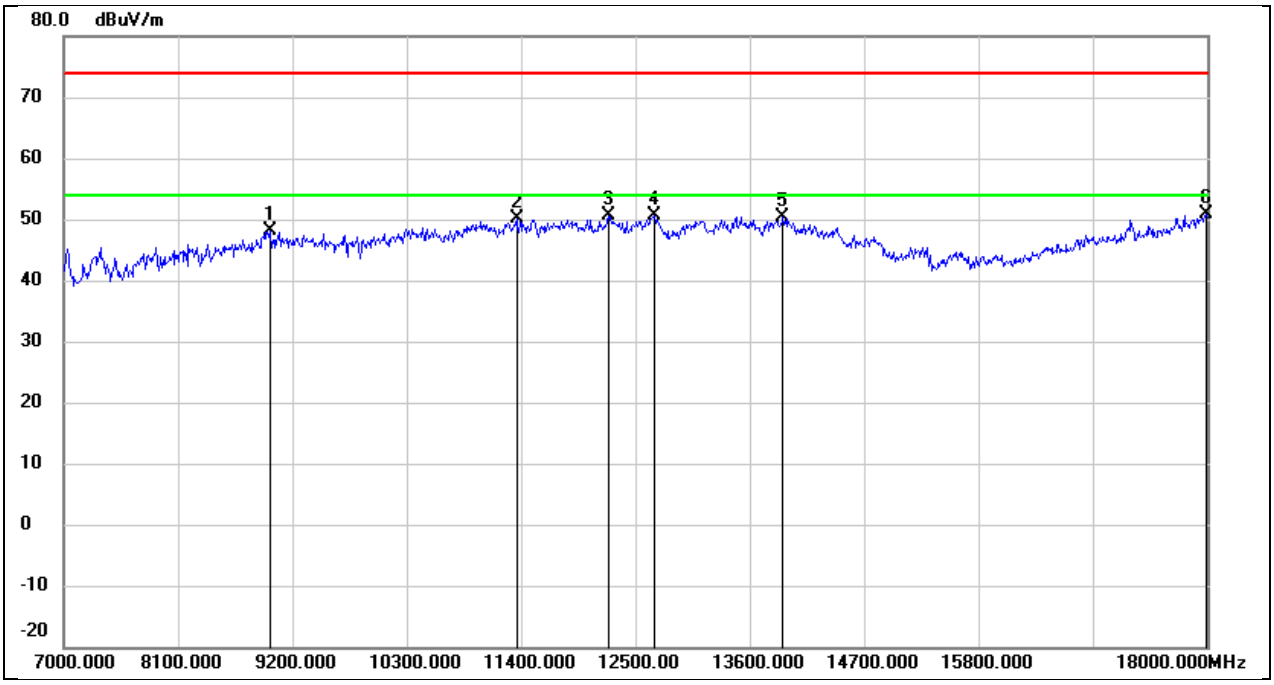

No.	Frequency (MHz)	Reading (dBuV)	Correct (dB/m)	Result (dBuV/m)	Limit (dBuV/m)	Margin (dB)	Remark
1	8980.000	36.46	11.57	48.03	74.00	-25.97	peak
2	11356.000	33.73	16.30	50.03	74.00	-23.97	peak
3	12236.000	31.87	18.66	50.53	74.00	-23.47	peak
4	12687.000	32.06	18.53	50.59	74.00	-23.41	peak
5	13919.000	27.98	22.49	50.47	74.00	-23.53	peak
6	17989.000	24.04	26.92	50.96	74.00	-23.04	peak

This report shall not be reproduced except in full, without the written approval of UL Verification Services (Guangzhou) Co., Ltd, Song Shan Lake Branch.

Test Mode:	SRD 60MHz	Frequency(MHz):	5787.5
Polarity:	Horizontal	Test Voltage:	DC 14.76V

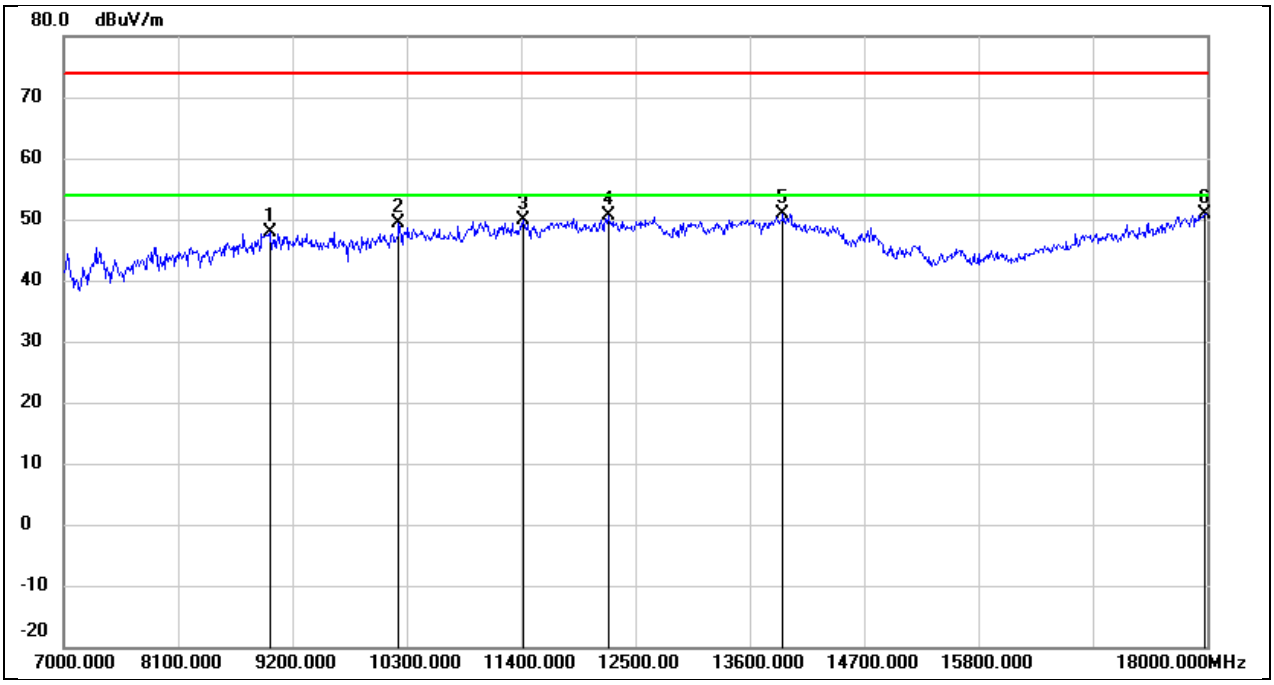

No.	Frequency (MHz)	Reading (dBuV)	Correct (dB/m)	Result (dBuV/m)	Limit (dBuV/m)	Margin (dB)	Remark
1	8980.000	36.21	11.57	47.78	74.00	-26.22	peak
2	10223.000	37.03	12.44	49.47	74.00	-24.53	peak
3	11422.000	33.14	16.64	49.78	74.00	-24.22	peak
4	12236.000	31.93	18.66	50.59	74.00	-23.41	peak
5	13919.000	28.49	22.49	50.98	74.00	-23.02	peak
6	17978.000	24.07	26.88	50.95	74.00	-23.05	peak

This report shall not be reproduced except in full, without the written approval of UL Verification Services (Guangzhou) Co., Ltd, Song Shan Lake Branch.

Test Mode:	SRD 60MHz	Frequency(MHz):	5787.5
Polarity:	Vertical	Test Voltage:	DC 14.76V

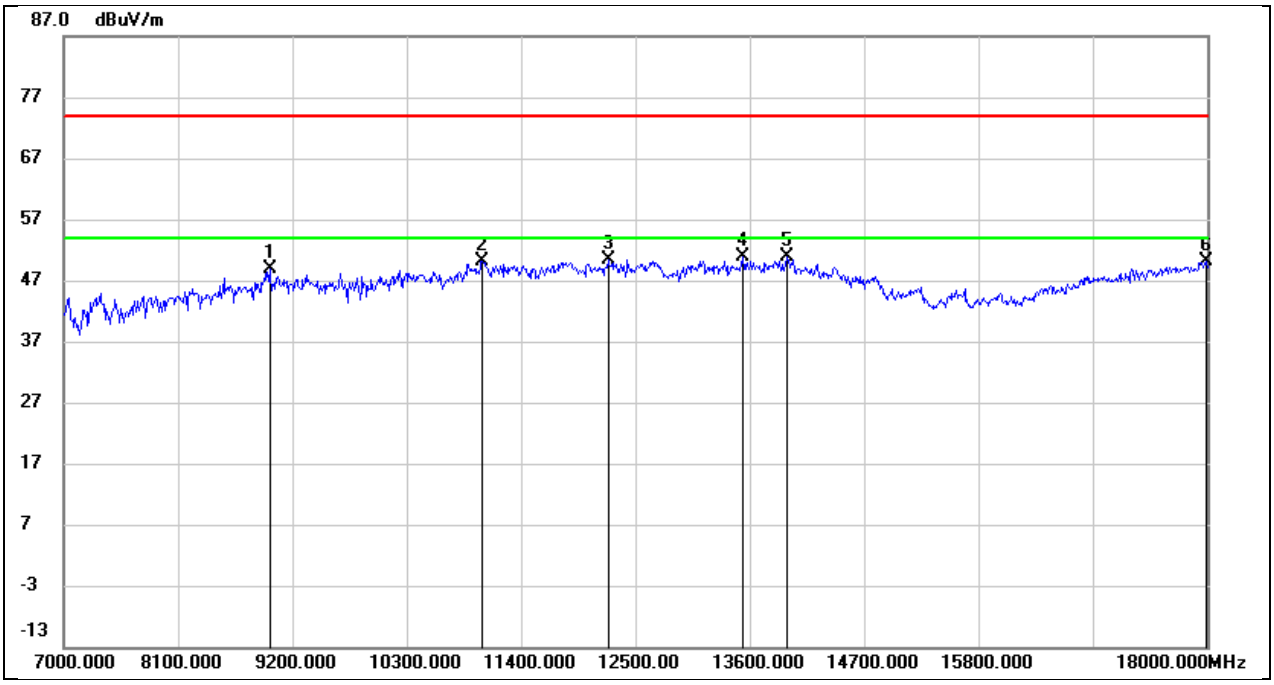

No.	Frequency (MHz)	Reading (dBuV)	Correct (dB/m)	Result (dBuV/m)	Limit (dBuV/m)	Margin (dB)	Remark
1	8980.000	37.25	11.57	48.82	74.00	-25.18	peak
2	11026.000	35.23	14.95	50.18	74.00	-23.82	peak
3	12236.000	31.78	18.66	50.44	74.00	-23.56	peak
4	13534.000	29.57	21.41	50.98	74.00	-23.02	peak
5	13963.000	28.47	22.51	50.98	74.00	-23.02	peak
6	17989.000	23.11	26.92	50.03	74.00	-23.97	peak

This report shall not be reproduced except in full, without the written approval of UL Verification Services (Guangzhou) Co., Ltd, Song Shan Lake Branch.

Test Mode:	SRD 60MHz	Frequency(MHz):	5819.5
Polarity:	Horizontal	Test Voltage:	DC 14.76V

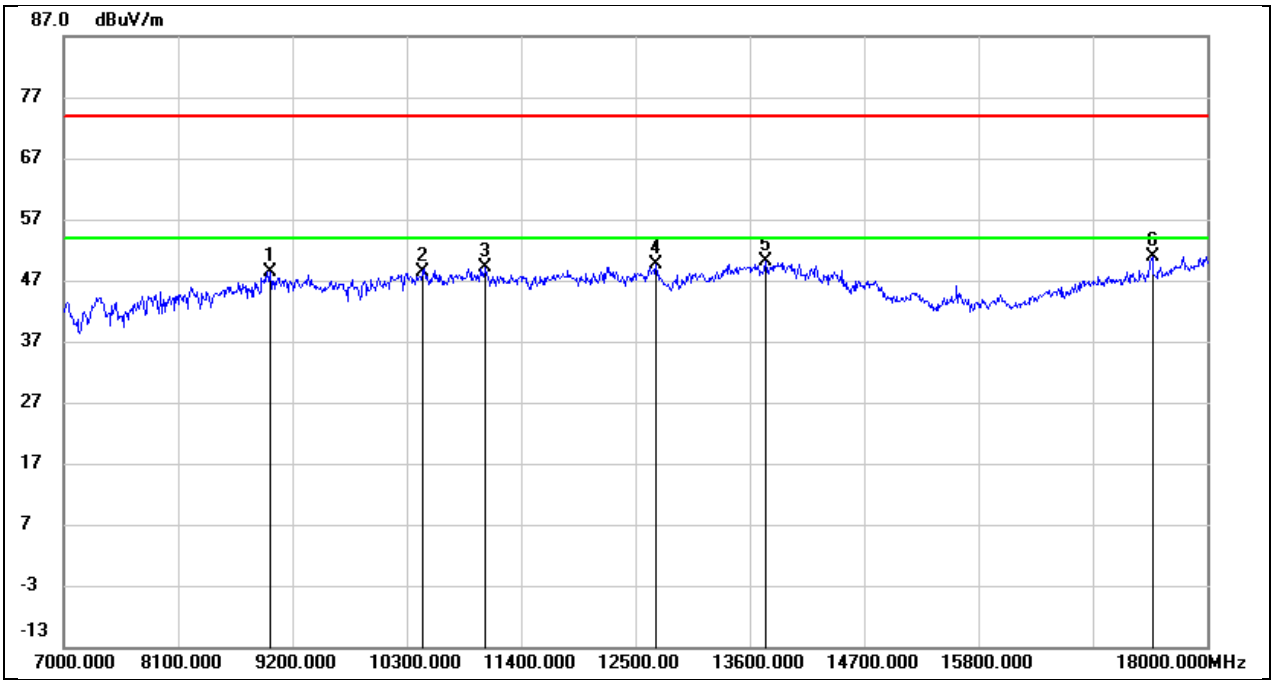

No.	Frequency (MHz)	Reading (dBuV)	Correct (dB/m)	Result (dBuV/m)	Limit (dBuV/m)	Margin (dB)	Remark
1	8980.000	36.88	11.57	48.45	74.00	-25.55	peak
2	10454.000	35.01	13.38	48.39	74.00	-25.61	peak
3	11059.000	34.13	15.02	49.15	74.00	-24.85	peak
4	12698.000	31.03	18.56	49.59	74.00	-24.41	peak
5	13754.000	27.89	22.19	50.08	74.00	-23.92	peak
6	17472.000	27.35	23.44	50.79	74.00	-23.21	peak

This report shall not be reproduced except in full, without the written approval of UL Verification Services (Guangzhou) Co., Ltd, Song Shan Lake Branch.

Test Mode:	SRD 60MHz	Frequency(MHz):	5819.5
Polarity:	Vertical	Test Voltage:	DC 14.76V

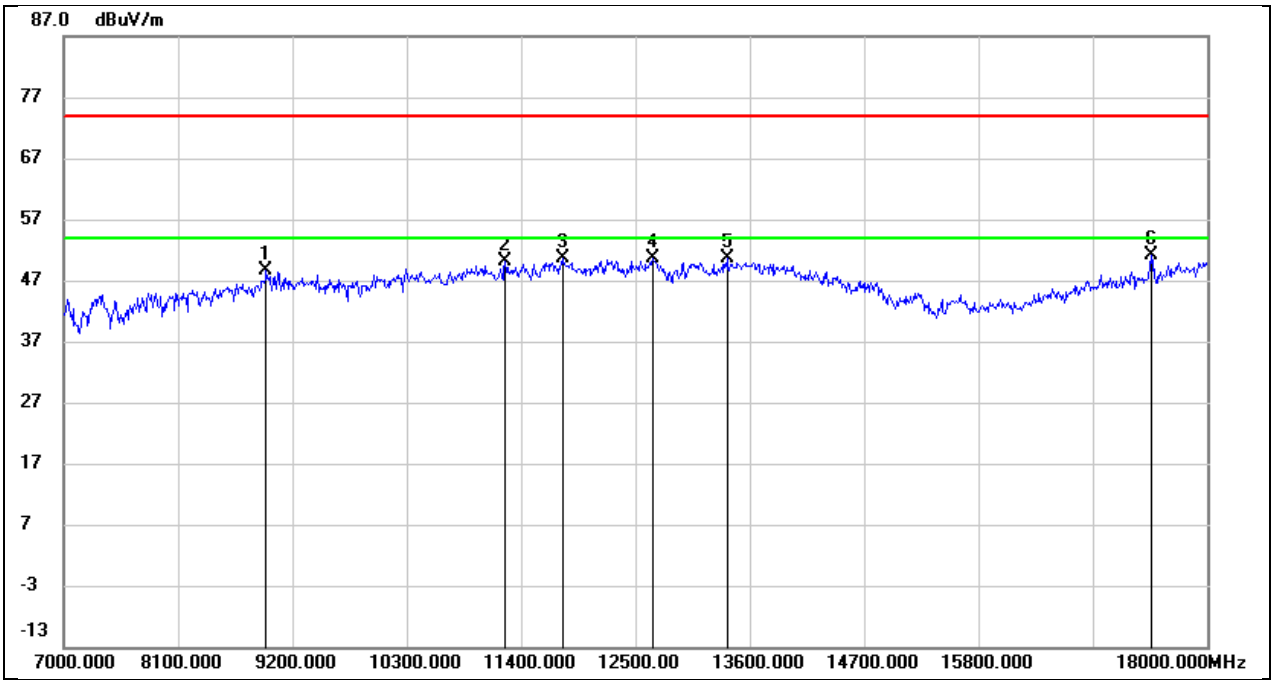

No.	Frequency (MHz)	Reading (dBuV)	Correct (dB/m)	Result (dBuV/m)	Limit (dBuV/m)	Margin (dB)	Remark
1	8947.000	37.45	11.08	48.53	74.00	-25.47	peak
2	11246.000	34.44	15.62	50.06	74.00	-23.94	peak
3	11796.000	33.03	17.55	50.58	74.00	-23.42	peak
4	12665.000	32.05	18.48	50.53	74.00	-23.47	peak
5	13380.000	29.55	21.01	50.56	74.00	-23.44	peak
6	17461.000	27.77	23.43	51.20	74.00	-22.80	peak

This report shall not be reproduced except in full, without the written approval of UL Verification Services (Guangzhou) Co., Ltd, Song Shan Lake Branch.

Test Mode:	SRD 80MHz	Frequency(MHz):	5765.5
Polarity:	Horizontal	Test Voltage:	DC 14.76V

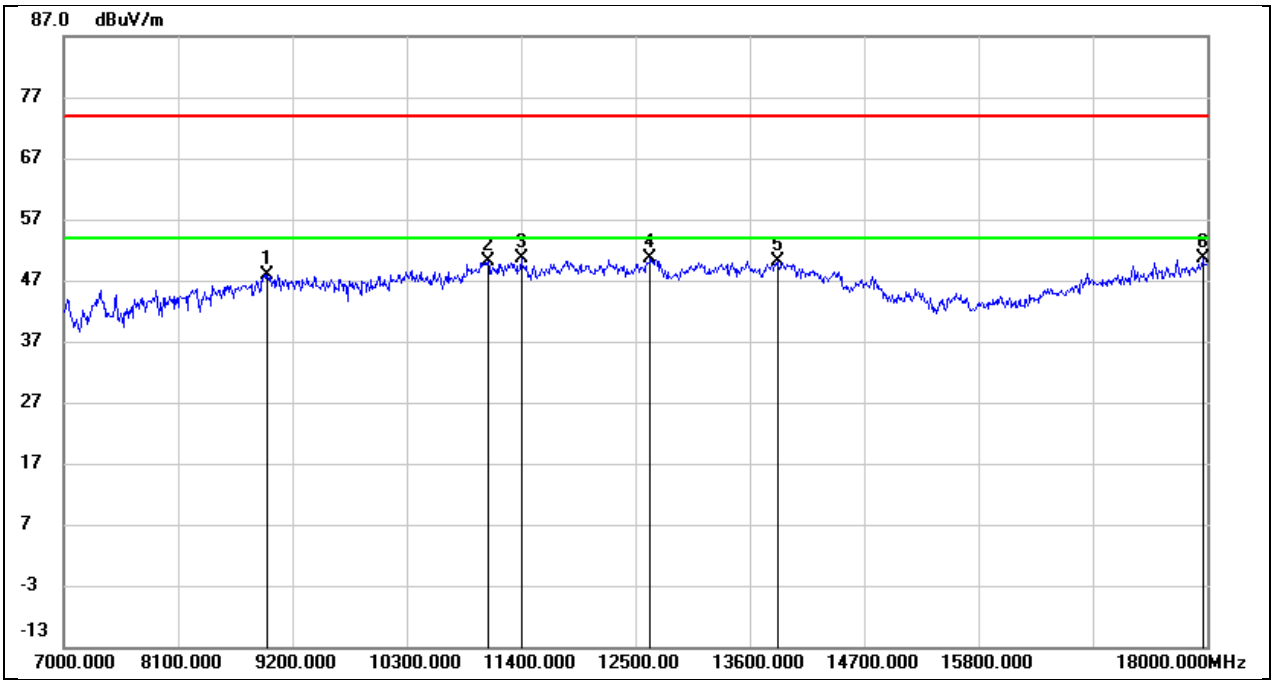

No.	Frequency (MHz)	Reading (dBuV)	Correct (dB/m)	Result (dBuV/m)	Limit (dBuV/m)	Margin (dB)	Remark
1	8958.000	36.74	11.24	47.98	74.00	-26.02	peak
2	11081.000	35.05	15.08	50.13	74.00	-23.87	peak
3	11400.000	33.95	16.57	50.52	74.00	-23.48	peak
4	12643.000	32.29	18.43	50.72	74.00	-23.28	peak
5	13864.000	27.76	22.45	50.21	74.00	-23.79	peak
6	17956.000	23.73	26.78	50.51	74.00	-23.49	peak

This report shall not be reproduced except in full, without the written approval of UL Verification Services (Guangzhou) Co., Ltd, Song Shan Lake Branch.

Test Mode:	SRD 80MHz	Frequency(MHz):	5765.5
Polarity:	Vertical	Test Voltage:	DC 14.76V

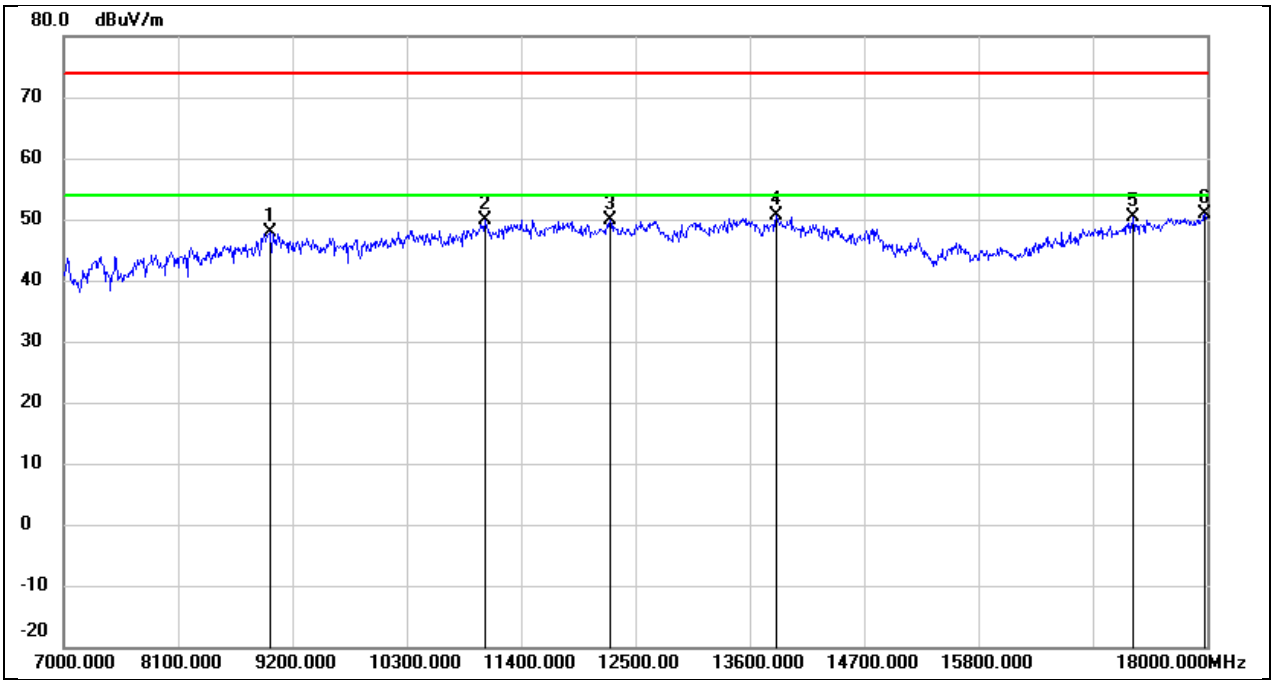

No.	Frequency (MHz)	Reading (dBuV)	Correct (dB/m)	Result (dBuV/m)	Limit (dBuV/m)	Margin (dB)	Remark
1	8980.000	36.25	11.57	47.82	74.00	-26.18	peak
2	11048.000	34.84	14.99	49.83	74.00	-24.17	peak
3	12258.000	31.28	18.70	49.98	74.00	-24.02	peak
4	13853.000	28.09	22.46	50.55	74.00	-23.45	peak
5	17285.000	27.30	23.00	50.30	74.00	-23.70	peak
6	17978.000	24.00	26.88	50.88	74.00	-23.12	peak

This report shall not be reproduced except in full, without the written approval of UL Verification Services (Guangzhou) Co., Ltd, Song Shan Lake Branch.

Test Mode:	SRD 80MHz	Frequency(MHz):	5787.5
Polarity:	Horizontal	Test Voltage:	DC 14.76V

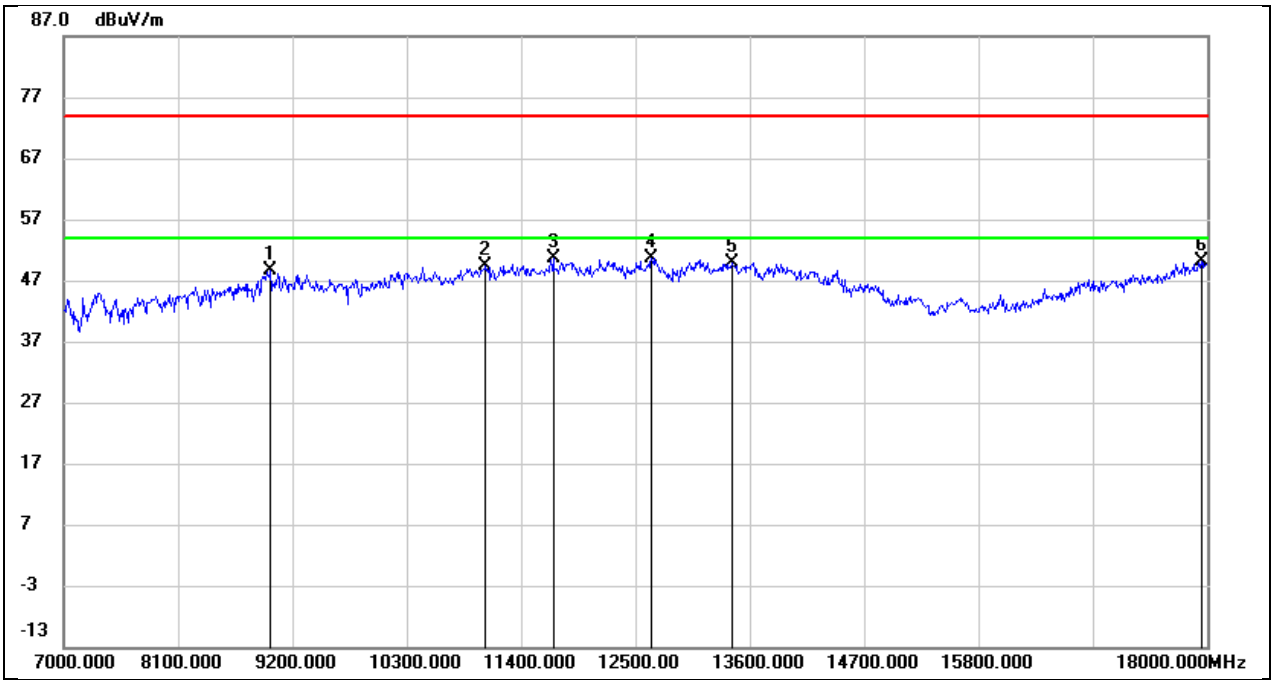

No.	Frequency (MHz)	Reading (dBuV)	Correct (dB/m)	Result (dBuV/m)	Limit (dBuV/m)	Margin (dB)	Remark
1	8991.000	36.84	11.73	48.57	74.00	-25.43	peak
2	11059.000	34.40	15.02	49.42	74.00	-24.58	peak
3	11708.000	33.41	17.31	50.72	74.00	-23.28	peak
4	12654.000	32.27	18.44	50.71	74.00	-23.29	peak
5	13435.000	28.73	21.22	49.95	74.00	-24.05	peak
6	17945.000	23.39	26.74	50.13	74.00	-23.87	peak

This report shall not be reproduced except in full, without the written approval of UL Verification Services (Guangzhou) Co., Ltd, Song Shan Lake Branch.

Test Mode:	SRD 80MHz	Frequency(MHz):	5787.5
Polarity:	Vertical	Test Voltage:	DC 14.76V

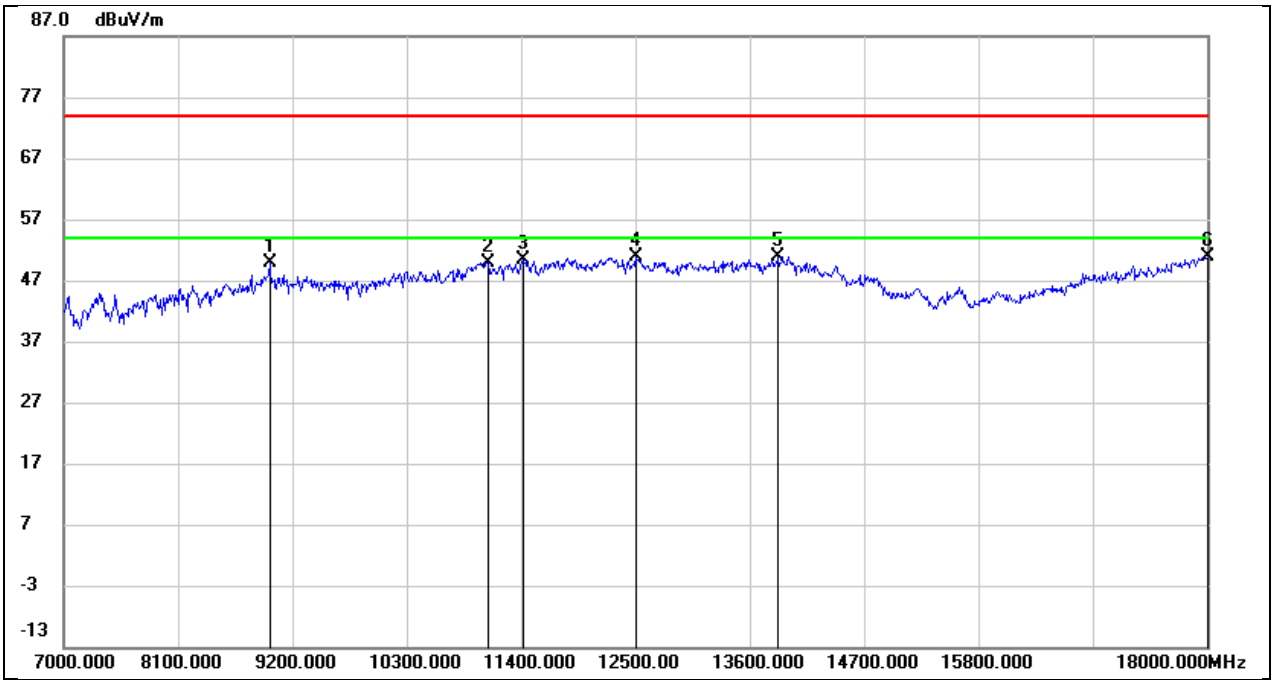

No.	Frequency (MHz)	Reading (dBuV)	Correct (dB/m)	Result (dBuV/m)	Limit (dBuV/m)	Margin (dB)	Remark
1	8980.000	38.30	11.57	49.87	74.00	-24.13	peak
2	11081.000	34.90	15.08	49.98	74.00	-24.02	peak
3	11422.000	33.79	16.64	50.43	74.00	-23.57	peak
4	12500.000	32.31	18.56	50.87	74.00	-23.13	peak
5	13875.000	28.37	22.46	50.83	74.00	-23.17	peak
6	18000.000	23.97	26.97	50.94	74.00	-23.06	peak

This report shall not be reproduced except in full, without the written approval of UL Verification Services (Guangzhou) Co., Ltd, Song Shan Lake Branch.

Test Mode:	SRD 80MHz	Frequency(MHz):	5809.5
Polarity:	Horizontal	Test Voltage:	DC 14.76V

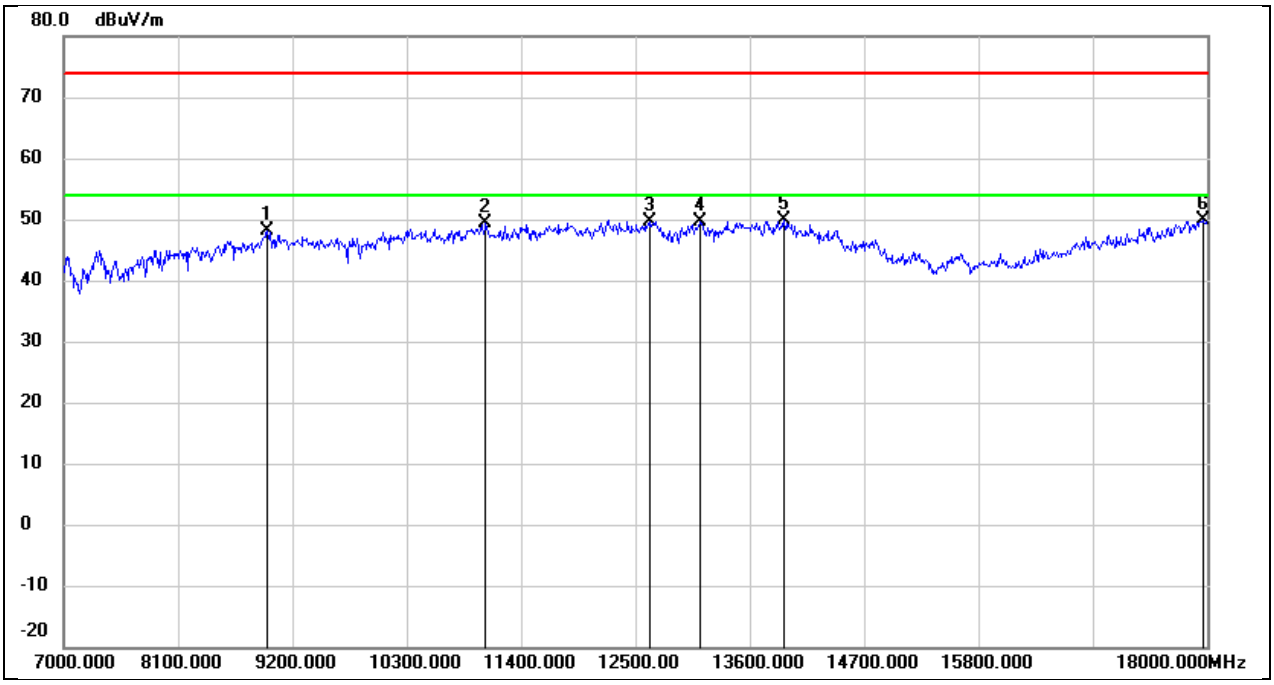

No.	Frequency (MHz)	Reading (dBuV)	Correct (dB/m)	Result (dBuV/m)	Limit (dBuV/m)	Margin (dB)	Remark
1	8958.000	36.85	11.24	48.09	74.00	-25.91	peak
2	11059.000	34.30	15.02	49.32	74.00	-24.68	peak
3	12632.000	31.20	18.40	49.60	74.00	-24.40	peak
4	13127.000	29.88	19.68	49.56	74.00	-24.44	peak
5	13930.000	27.36	22.50	49.86	74.00	-24.14	peak
6	17956.000	23.07	26.78	49.85	74.00	-24.15	peak

This report shall not be reproduced except in full, without the written approval of UL Verification Services (Guangzhou) Co., Ltd, Song Shan Lake Branch.

Test Mode:	SRD 80MHz	Frequency(MHz):	5809.5
Polarity:	Vertical	Test Voltage:	DC 14.76V

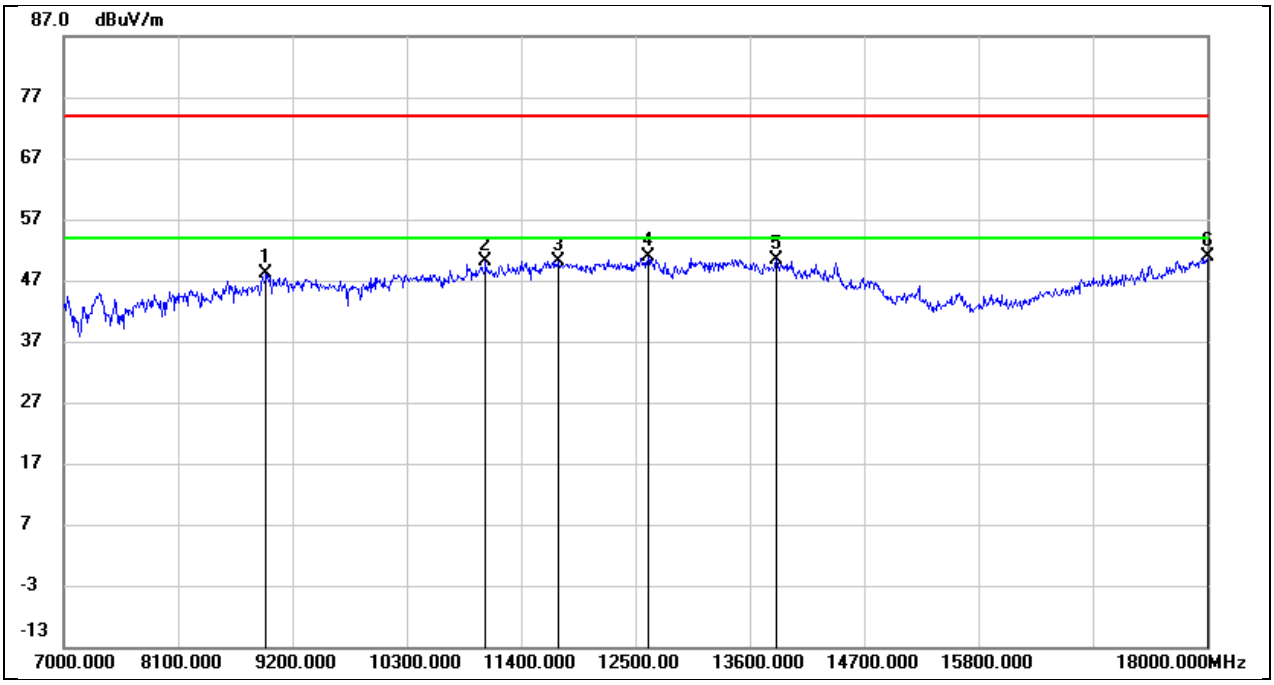

No.	Frequency (MHz)	Reading (dBuV)	Correct (dB/m)	Result (dBuV/m)	Limit (dBuV/m)	Margin (dB)	Remark
1	8947.000	37.01	11.08	48.09	74.00	-25.91	peak
2	11059.000	35.22	15.02	50.24	74.00	-23.76	peak
3	11763.000	32.63	17.46	50.09	74.00	-23.91	peak
4	12621.000	32.41	18.38	50.79	74.00	-23.21	peak
5	13853.000	27.90	22.46	50.36	74.00	-23.64	peak
6	18000.000	24.01	26.97	50.98	74.00	-23.02	peak

This report shall not be reproduced except in full, without the written approval of UL Verification Services (Guangzhou) Co., Ltd, Song Shan Lake Branch.

8.4. SPURIOUS EMISSIONS (9 KHZ ~ 30 MHZ)

Test Mode:	SRD 20 MHz	Frequency(MHz):	5839.5
Polarity:	Horizontal	Test Voltage:	DC 14.76 V

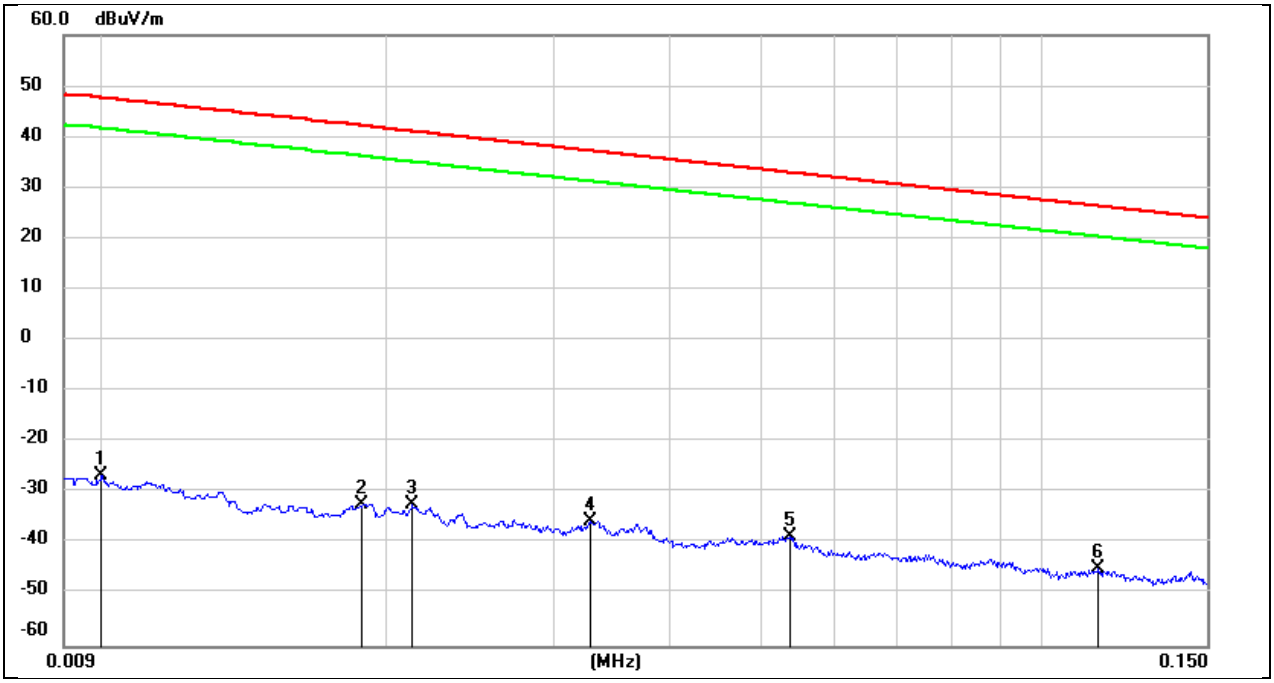

No.	Frequency (MHz)	Reading (dBuV)	Correct (dB/m)	Result (dBuV/m)	Limit (dBuV/m)	Margin (dB)	Remark
1	0.0100	74.72	-101.40	-26.68	47.60	-74.28	peak
2	0.0188	69.14	-101.35	-32.21	42.12	-74.33	peak
3	0.0212	69.04	-101.35	-32.31	41.07	-73.38	peak
4	0.0328	65.92	-101.40	-35.48	37.28	-72.76	peak
5	0.0538	62.88	-101.49	-38.61	32.99	-71.60	peak
6	0.1149	56.83	-101.75	-44.92	26.40	-71.32	peak

This report shall not be reproduced except in full, without the written approval of UL Verification Services (Guangzhou) Co., Ltd, Song Shan Lake Branch.

Test Mode:	SRD 20 MHz	Frequency(MHz):	5839.5
Polarity:	Horizontal	Test Voltage:	DC 14.76 V

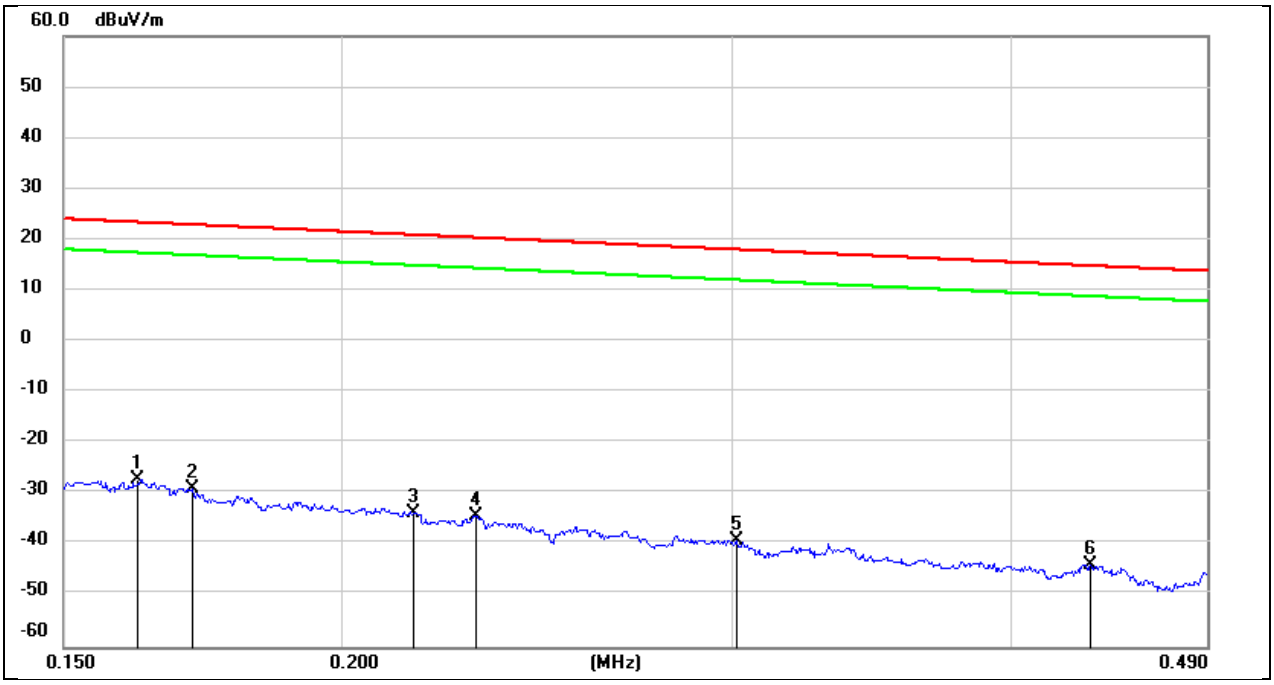

No.	Frequency (MHz)	Reading (dBuV)	Correct (dB/m)	Result (dBuV/m)	Limit (dBuV/m)	Margin (dB)	Remark
1	0.1621	74.42	-101.65	-27.23	23.41	-50.64	peak
2	0.1715	72.61	-101.67	-29.06	22.92	-51.98	peak
3	0.2156	68.15	-101.75	-33.60	20.93	-54.53	peak
4	0.2298	67.55	-101.77	-34.22	20.37	-54.59	peak
5	0.3009	62.72	-101.85	-39.13	18.03	-57.16	peak
6	0.4344	57.98	-101.99	-44.01	14.84	-58.85	peak

This report shall not be reproduced except in full, without the written approval of UL Verification Services (Guangzhou) Co., Ltd, Song Shan Lake Branch.

Test Mode:	SRD 20 MHz	Frequency(MHz):	5839.5
Polarity:	Horizontal	Test Voltage:	DC 14.76 V

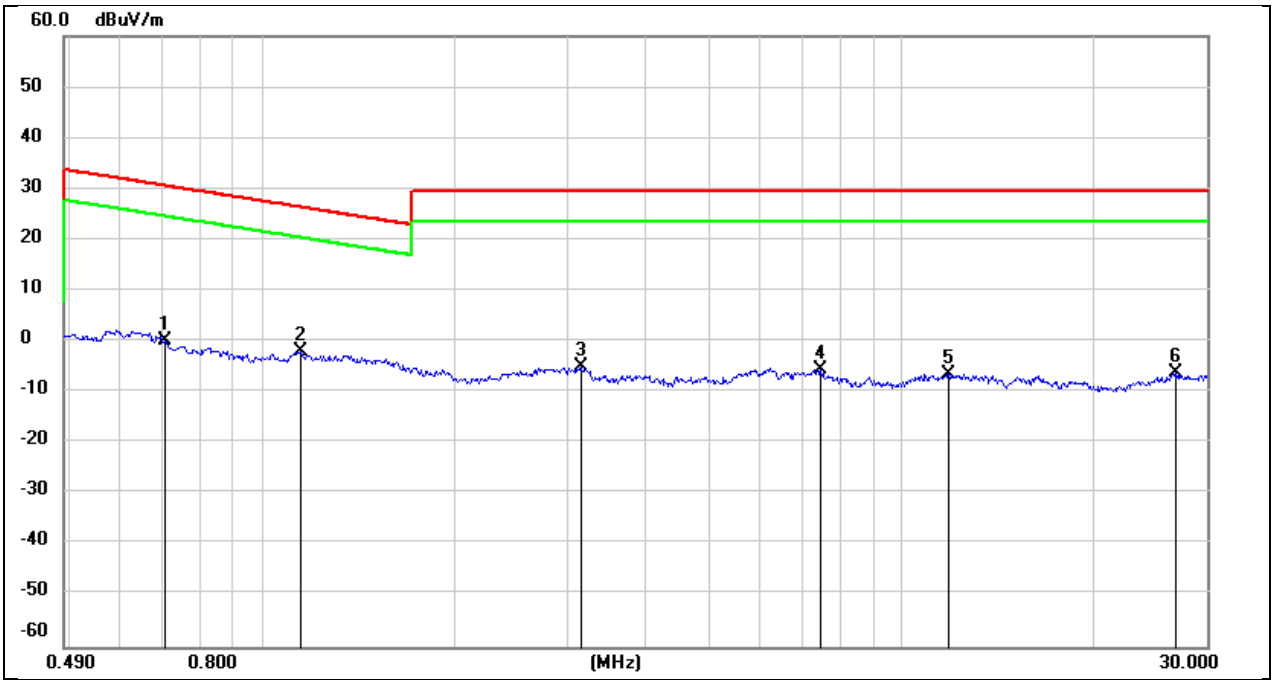

No.	Frequency (MHz)	Reading (dBuV)	Correct (dB/m)	Result (dBuV/m)	Limit (dBuV/m)	Margin (dB)	Remark
1	0.7066	62.40	-62.11	0.29	30.62	-30.33	peak
2	1.1484	60.12	-62.21	-2.09	26.40	-28.49	peak
3	3.1469	56.46	-61.54	-5.08	29.54	-34.62	peak
4	7.4839	55.47	-61.15	-5.68	29.54	-35.22	peak
5	11.8513	54.56	-60.88	-6.32	29.54	-35.86	peak
6	26.8719	54.04	-60.27	-6.23	29.54	-35.77	peak

This report shall not be reproduced except in full, without the written approval of UL Verification Services (Guangzhou) Co., Ltd, Song Shan Lake Branch.

8.5. SPURIOUS EMISSIONS (18 GHZ ~ 26 GHZ)

Test Mode:	SRD 20 MHz	Frequency(MHz):	5839.5
Polarity:	Horizontal	Test Voltage:	DC 14.76 V

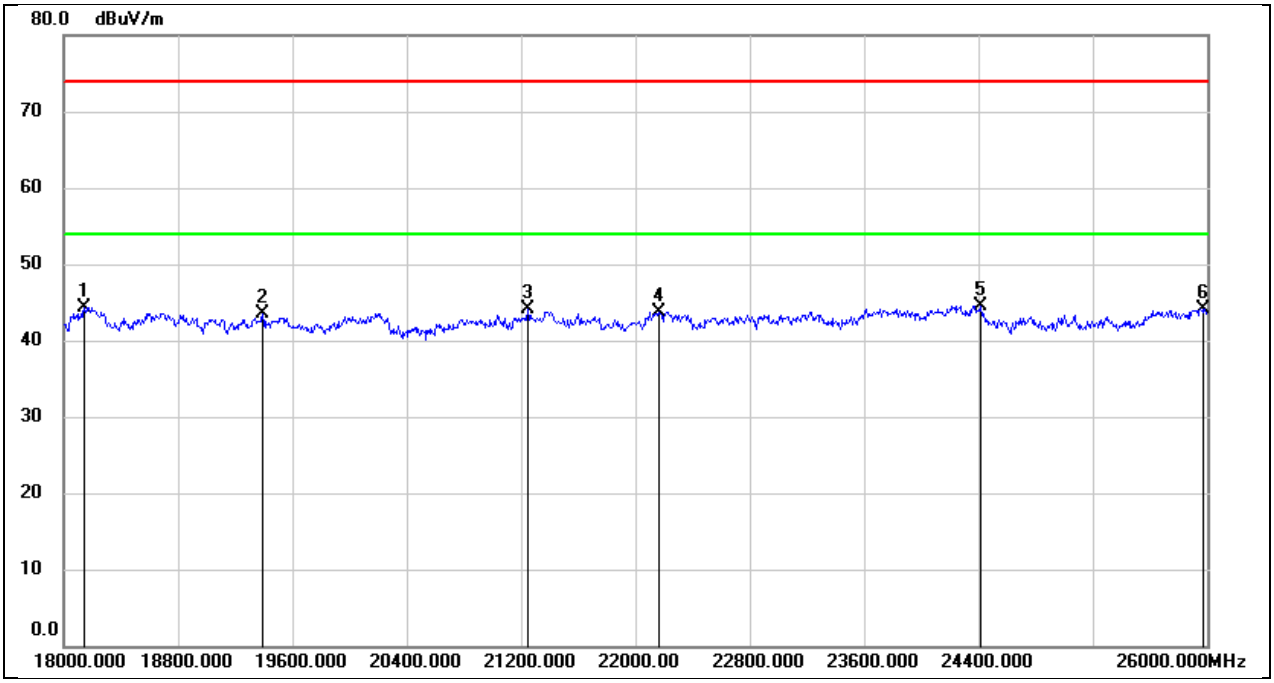

No.	Frequency (MHz)	Reading (dBuV)	Correct (dB/m)	Result (dBuV/m)	Limit (dBuV/m)	Margin (dB)	Remark
1	18144.000	49.77	-5.48	44.29	74.00	-29.71	peak
2	19392.000	49.12	-5.57	43.55	74.00	-30.45	peak
3	21248.000	48.79	-4.77	44.02	74.00	-29.98	peak
4	22160.000	48.08	-4.31	43.77	74.00	-30.23	peak
5	24416.000	47.07	-2.50	44.57	74.00	-29.43	peak
6	25968.000	45.13	-1.00	44.13	74.00	-29.87	peak

This report shall not be reproduced except in full, without the written approval of UL Verification Services (Guangzhou) Co., Ltd, Song Shan Lake Branch.

Test Mode:	SRD 20 MHz	Frequency(MHz):	5839.5
Polarity:	Vertical	Test Voltage:	DC 14.76 V

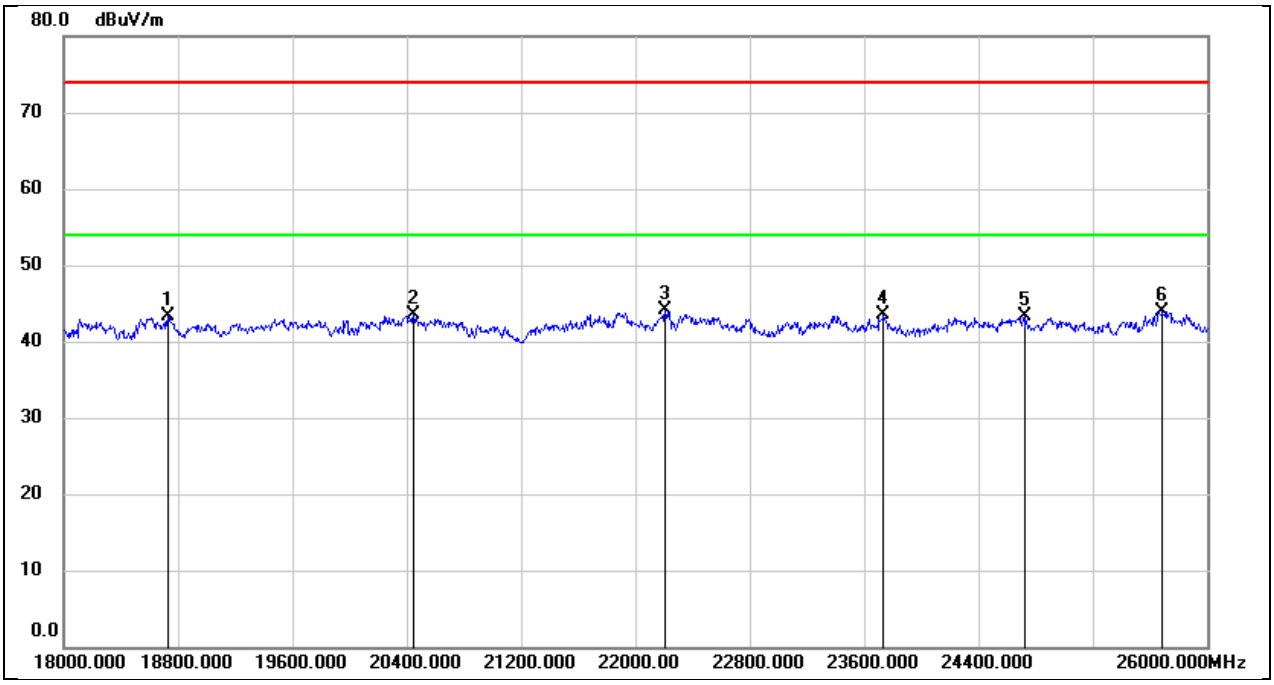

No.	Frequency (MHz)	Reading (dBuV)	Correct (dB/m)	Result (dBuV/m)	Limit (dBuV/m)	Margin (dB)	Remark
1	18728.000	48.65	-5.40	43.25	74.00	-30.75	peak
2	20448.000	48.83	-5.41	43.42	74.00	-30.58	peak
3	22208.000	48.29	-4.27	44.02	74.00	-29.98	peak
4	23736.000	46.69	-3.19	43.50	74.00	-30.50	peak
5	24720.000	45.72	-2.33	43.39	74.00	-30.61	peak
6	25688.000	44.81	-0.90	43.91	74.00	-30.09	peak

This report shall not be reproduced except in full, without the written approval of UL Verification Services (Guangzhou) Co., Ltd, Song Shan Lake Branch.

8.6. SPURIOUS EMISSIONS (26 GHZ ~ 40 GHZ)

Test Mode:	SRD 20 MHz	Frequency(MHz):	5839.5
Polarity:	Horizontal	Test Voltage:	DC 14.76 V

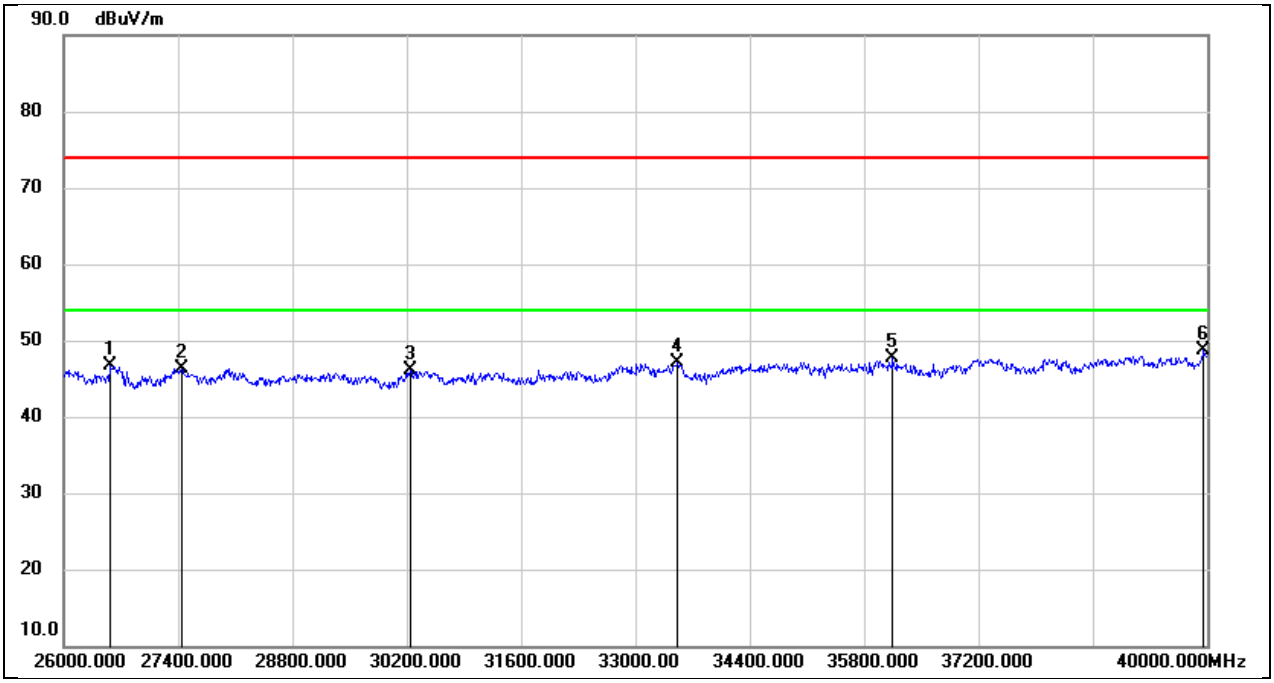

No.	Frequency (MHz)	Reading (dBuV)	Correct (dB/m)	Result (dBuV/m)	Limit (dBuV/m)	Margin (dB)	Remark
1	26574.000	51.54	-4.78	46.76	74.00	-27.24	peak
2	27442.000	49.92	-3.62	46.30	74.00	-27.70	peak
3	30242.000	47.36	-1.32	46.04	74.00	-27.96	peak
4	33518.000	46.52	0.56	47.08	74.00	-26.92	peak
5	36150.000	44.19	3.57	47.76	74.00	-26.24	peak
6	39958.000	43.58	5.12	48.70	74.00	-25.30	peak

This report shall not be reproduced except in full, without the written approval of UL Verification Services (Guangzhou) Co., Ltd, Song Shan Lake Branch.

Test Mode:	SRD 20 MHz	Frequency(MHz):	5839.5
Polarity:	Vertical	Test Voltage:	DC 14.76 V

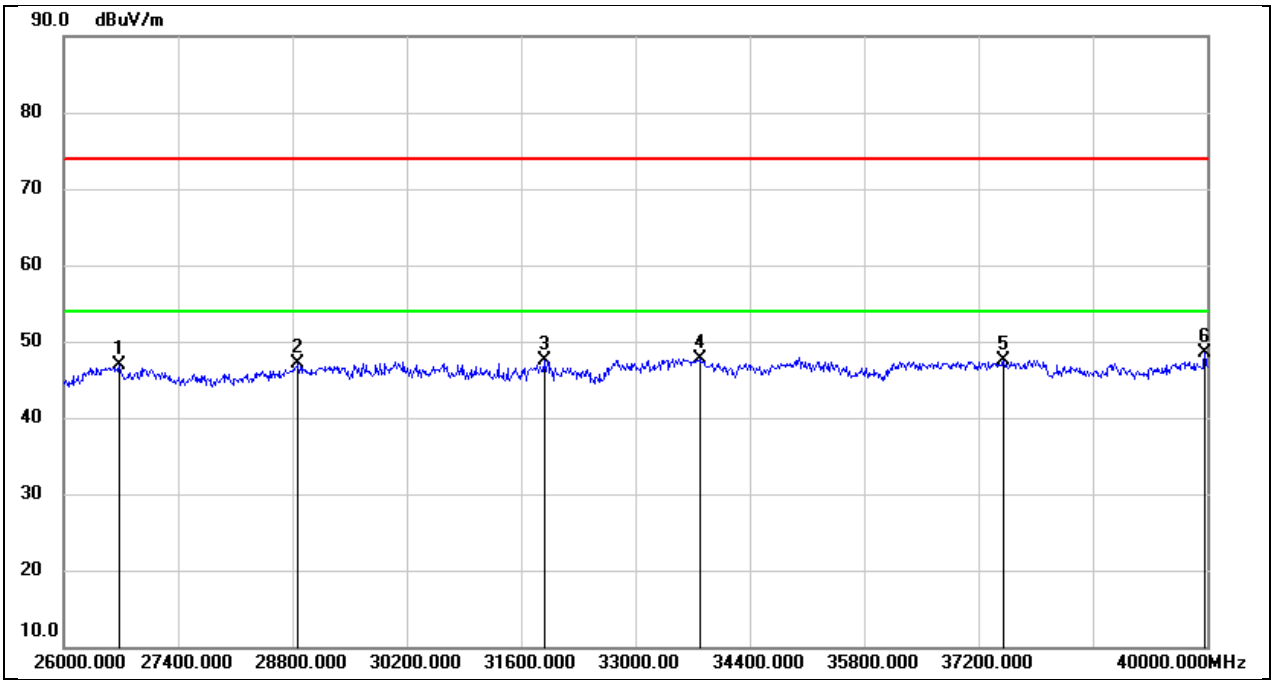

No.	Frequency (MHz)	Reading (dBuV)	Correct (dB/m)	Result (dBuV/m)	Limit (dBuV/m)	Margin (dB)	Remark
1	26672.000	51.72	-4.86	46.86	74.00	-27.14	peak
2	28870.000	48.10	-0.95	47.15	74.00	-26.85	peak
3	31880.000	49.28	-1.71	47.57	74.00	-26.43	peak
4	33784.000	47.23	0.42	47.65	74.00	-26.35	peak
5	37508.000	44.33	3.22	47.55	74.00	-26.45	peak
6	39972.000	43.45	5.13	48.58	74.00	-25.42	peak

This report shall not be reproduced except in full, without the written approval of UL Verification Services (Guangzhou) Co., Ltd, Song Shan Lake Branch.

8.7. SPURIOUS EMISSIONS (30 MHZ ~ 1 GHZ)

Test Mode:	SRD 20 MHz	Frequency(MHz):	5839.5
Polarity:	Horizontal	Test Voltage:	DC 14.76 V

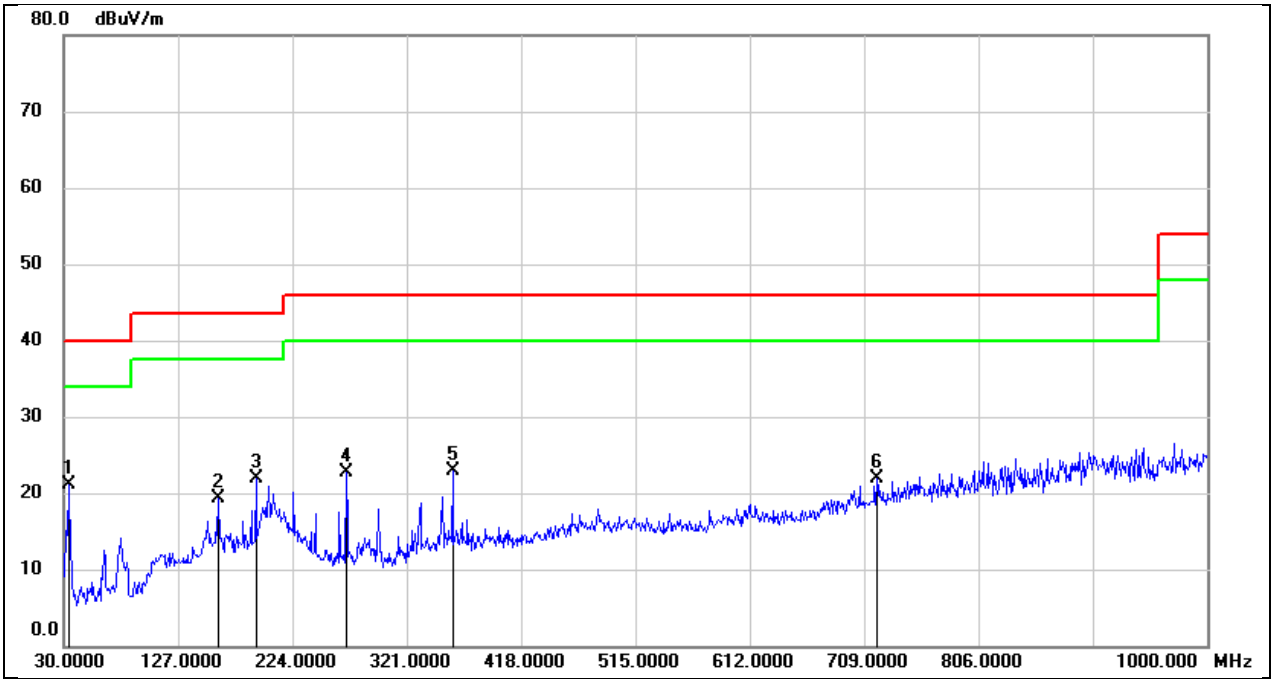

No.	Frequency (MHz)	Reading (dBuV)	Correct (dB/m)	Result (dBuV/m)	Limit (dBuV/m)	Margin (dB)	Remark
1	33.8800	35.10	-13.99	21.11	40.00	-18.89	QP
2	160.9500	32.08	-12.73	19.35	43.50	-24.15	QP
3	192.9600	34.11	-12.17	21.94	43.50	-21.56	QP
4	269.5900	36.29	-13.56	22.73	46.00	-23.27	QP
5	359.8000	32.48	-9.56	22.92	46.00	-23.08	QP
6	719.6700	26.15	-4.15	22.00	46.00	-24.00	QP

This report shall not be reproduced except in full, without the written approval of UL Verification Services (Guangzhou) Co., Ltd, Song Shan Lake Branch.

Test Mode:	SRD 20 MHz	Frequency(MHz):	5839.5
Polarity:	Vertical	Test Voltage:	DC 14.76 V

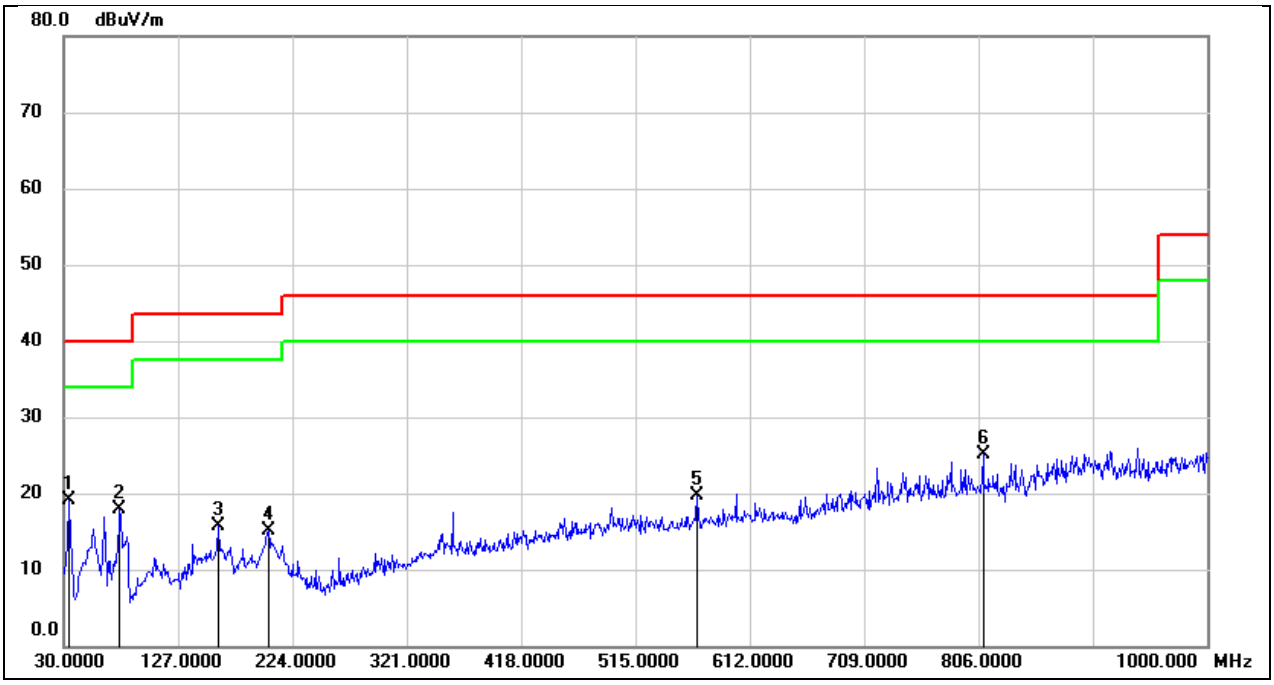

No.	Frequency (MHz)	Reading (dBuV)	Correct (dB/m)	Result (dBuV/m)	Limit (dBuV/m)	Margin (dB)	Remark
1	33.8800	33.01	-13.99	19.02	40.00	-20.98	QP
2	77.5300	34.02	-16.11	17.91	40.00	-22.09	QP
3	160.9500	28.35	-12.73	15.62	43.50	-27.88	QP
4	203.6300	27.36	-12.27	15.09	43.50	-28.41	QP
5	567.3800	26.86	-7.15	19.71	46.00	-26.29	QP
6	809.8800	27.89	-2.85	25.04	46.00	-20.96	QP

This report shall not be reproduced except in full, without the written approval of UL Verification Services (Guangzhou) Co., Ltd, Song Shan Lake Branch.

9. ANTENNA REQUIREMENT

REQUIREMENT

Please refer to FCC part 15.203
An intentional radiator shall be designed to ensure that no antenna other than that furnished by the responsible party shall be used with the device. The use of a permanently attached antenna or of an antenna that uses a unique coupling to the intentional radiator shall be considered sufficient to comply with the provisions of this section. The manufacturer may design the unit so that a broken antenna can be replaced by the user, but the use of a standard antenna jack or electrical connector is prohibited.

Please refer to FCC part 15.407(a)
For an indoor access point operating in the band 5.15-5.25 GHz, the maximum conducted output power over the frequency band of operation shall not exceed 1 W provided the maximum antenna gain does not exceed 6 dBi. In addition, the maximum power spectral density shall not exceed 17 dBm in any 1 megahertz band. If transmitting antennas of directional gain greater than 6 dBi are used, both the maximum conducted output power and the maximum power spectral density shall be reduced by the amount in dB that the directional gain of the antenna exceeds 6 dBi.

DESCRIPTION

Pass

This report shall not be reproduced except in full, without the written approval of UL Verification Services (Guangzhou) Co., Ltd, Song Shan Lake Branch.

10. TEST DATA

10.1. APPENDIX A: EMISSION BANDWIDTH

10.1.1. Test Result

Test Mode	Antenna	Frequency[MHz]	26db EBW [MHz]	FL[MHz]	FH[MHz]
SRD 10MHz	Ant0	5157	9.840	5152.100	5161.940
	Ant1	5157	9.740	5152.200	5161.940
	Ant0	5158	9.660	5153.140	5162.800
	Ant1	5158	10.080	5152.880	5162.960
	Ant0	5159	9.640	5154.020	5163.660
	Ant1	5159	9.960	5153.960	5163.920
	Ant0	5160	10.000	5155.000	5165.000
	Ant1	5160	9.740	5155.020	5164.760
	Ant0	5161	9.900	5156.300	5166.200
	Ant1	5161	9.780	5156.000	5165.780
	Ant0	5162	9.680	5157.140	5166.820
	Ant1	5162	10.080	5156.920	5167.000
	Ant0	5163	9.620	5158.160	5167.780
	Ant1	5163	10.000	5158.000	5168.000
	Ant0	5165	9.840	5160.120	5169.960
	Ant1	5165	9.600	5160.260	5169.860
	Ant0	5166	9.800	5161.060	5170.860
	Ant1	5166	9.720	5161.300	5171.020
	Ant0	5167	9.980	5162.200	5172.180
	Ant1	5167	9.920	5162.000	5171.920
	Ant0	5168	9.640	5163.020	5172.660
	Ant1	5168	10.060	5162.920	5172.980
	Ant0	5169	9.500	5164.180	5173.680
	Ant1	5169	9.640	5164.160	5173.800
	Ant0	5170	10.020	5165.180	5175.200
	Ant1	5170	9.900	5165.140	5175.040
	Ant0	5171	9.960	5166.040	5176.000
	Ant1	5171	9.660	5166.120	5175.780
	Ant0	5200	9.920	5195.020	5204.940
	Ant1	5200	9.960	5195.000	5204.960
	Ant0	5245	9.900	5240.040	5249.940
	Ant1	5245	9.720	5240.200	5249.920
	Ant0	5730.5	11.88	5724.94	5736.82
	Ant1	5730.5	10.76	5725.14	5735.90
	Ant0	5787.5	10.88	5782.02	5792.90
	Ant1	5787.5	10.80	5782.06	5792.86
	Ant0	5844.5	10.96	5839.02	5849.98
	Ant1	5844.5	10.96	5839.18	5850.14
SRD 20MHz	Ant0	5161	19.320	5151.360	5170.680
	Ant1	5161	18.840	5151.480	5170.320
	Ant0	5162	19.040	5152.640	5171.680
	Ant1	5162	19.440	5152.240	5171.680
	Ant0	5163	19.320	5153.200	5172.520
	Ant1	5163	18.840	5153.520	5172.360
	Ant0	5165	19.240	5155.560	5174.800
	Ant1	5165	19.040	5155.360	5174.400
	Ant0	5166	19.160	5156.400	5175.560
	Ant1	5166	18.760	5156.600	5175.360
	Ant0	5167	19.480	5156.920	5176.400
	Ant1	5167	18.720	5157.640	5176.360
	Ant0	5168	19.360	5158.280	5177.640
	Ant1	5168	18.680	5158.640	5177.320

This report shall not be reproduced except in full, without the written approval of UL Verification Services (Guangzhou) Co., Ltd, Song Shan Lake Branch.

	Ant0	5169	19.040	5159.640	5178.680
	Ant1	5169	19.320	5159.360	5178.680
	Ant0	5170	19.040	5160.360	5179.400
	Ant1	5170	19.080	5160.400	5179.480
	Ant0	5171	19.200	5161.160	5180.360
	Ant1	5171	19.200	5161.200	5180.400
	Ant0	5172	19.160	5162.480	5181.640
	Ant1	5172	18.800	5162.640	5181.440
	Ant0	5200	19.24	5190.44	5209.68
	Ant1	5200	19.24	5190.40	5209.64
	Ant0	5240	19.40	5230.28	5249.68
	Ant1	5240	19.32	5230.32	5249.64
	Ant0	5735.5	19.44	5725.86	5745.30
	Ant1	5735.5	19.28	5725.94	5745.22
	Ant0	5787.5	19.44	5777.82	5797.26
	Ant1	5787.5	19.32	5777.86	5797.18
	Ant0	5839.5	19.44	5829.70	5849.14
	Ant1	5839.5	19.24	5829.90	5849.14
SRD 40MHz	Ant0	5170	38.400	5150.80	5189.20
	Ant1	5170	38.400	5150.80	5189.20
	Ant0	5171	37.360	5152.120	5189.480
	Ant1	5171	36.960	5152.520	5189.480
	Ant0	5172	37.360	5153.120	5190.480
	Ant1	5172	37.200	5153.280	5190.480
	Ant0	5173	36.960	5154.520	5191.480
	Ant1	5173	37.360	5154.200	5191.560
	Ant0	5174	36.880	5155.520	5192.400
	Ant1	5174	37.200	5155.440	5192.640
	Ant0	5177	37.120	5158.520	5195.640
	Ant1	5177	37.120	5158.360	5195.480
	Ant0	5182	37.360	5163.280	5200.640
	Ant1	5182	37.200	5163.280	5200.480
	Ant0	5187	37.200	5168.520	5205.720
	Ant1	5187	36.960	5168.520	5205.480
	Ant0	5188	37.440	5169.280	5206.720
	Ant1	5188	37.120	5169.360	5206.480
	Ant0	5200	37.360	5181.440	5218.800
	Ant1	5200	37.040	5181.520	5218.560
	Ant0	5230	36.80	5211.68	5248.48
	Ant1	5230	36.72	5211.68	5248.40
	Ant0	5745.5	36.88	5727.10	5763.98
	Ant1	5745.5	36.96	5727.02	5763.98
	Ant0	5787.5	37.12	5768.94	5806.06
	Ant1	5787.5	36.96	5768.94	5805.90
	Ant0	5829.5	36.88	5811.10	5847.98
	Ant1	5829.5	36.96	5810.94	5847.90
SRD 60MHz	Ant0	5755.5	65.92	5723.66	5789.58
	Ant1	5755.5	63.68	5723.50	5787.18
	Ant0	5787.5	65.44	5756.14	5821.58
	Ant1	5787.5	63.68	5755.50	5819.18
	Ant0	5819.5	59.68	5790.22	5849.90
	Ant1	5819.5	61.12	5788.62	5849.74
SRD 80MHz	Ant0	5765.5	72.80	5729.18	5801.98
	Ant1	5765.5	72.64	5729.18	5801.82
	Ant0	5787.5	72.64	5751.34	5823.98
	Ant1	5787.5	72.48	5751.34	5823.82
	Ant0	5809.5	72.80	5773.18	5845.98
	Ant1	5809.5	72.48	5773.34	5845.82

Note: All antennas had been tested, but only the worst data was recorded in the report.

This report shall not be reproduced except in full, without the written approval of UL Verification Services (Guangzhou) Co., Ltd, Song Shan Lake Branch.

10.1.2. Test Graphs

SRD 10MHz_Ant0_5157

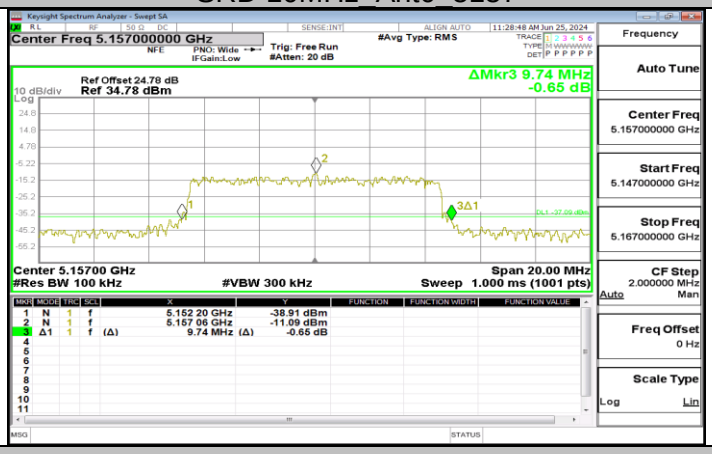

SRD 10MHz_Ant1_5157

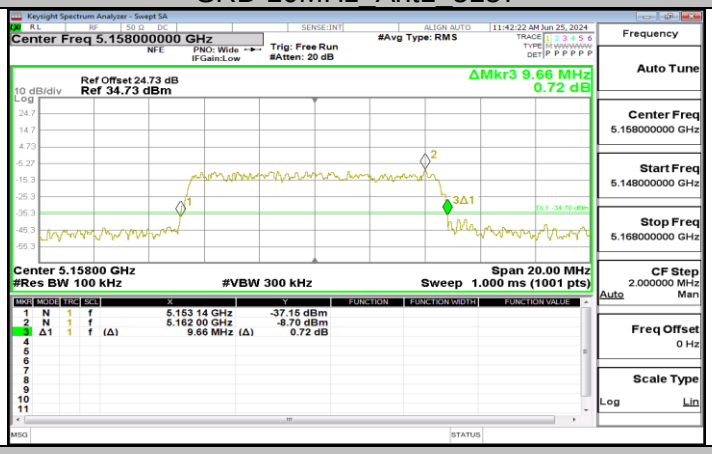

SRD 10MHz_Ant0_5158

This report shall not be reproduced except in full, without the written approval of UL Verification Services (Guangzhou) Co., Ltd, Song Shan Lake Branch.

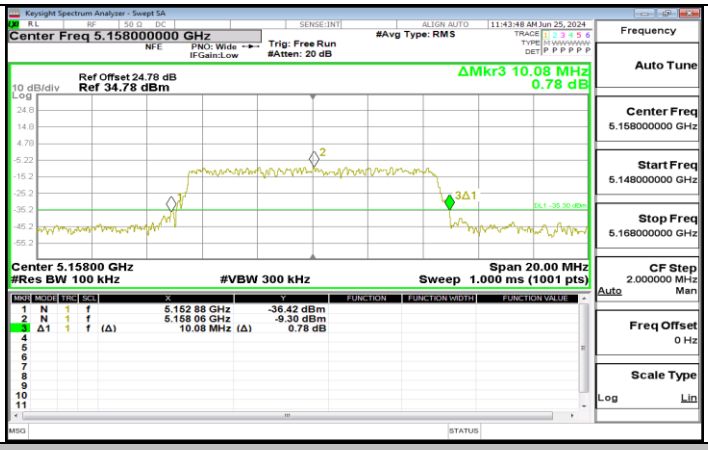

SRD 10MHz_Ant1_5158

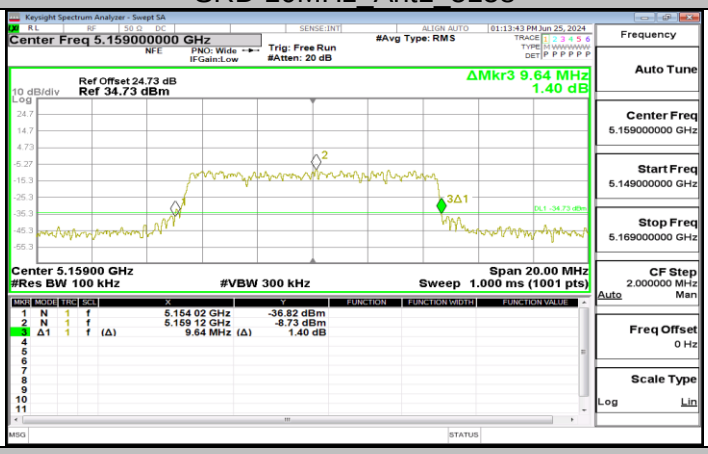

SRD 10MHz_Ant0_5159

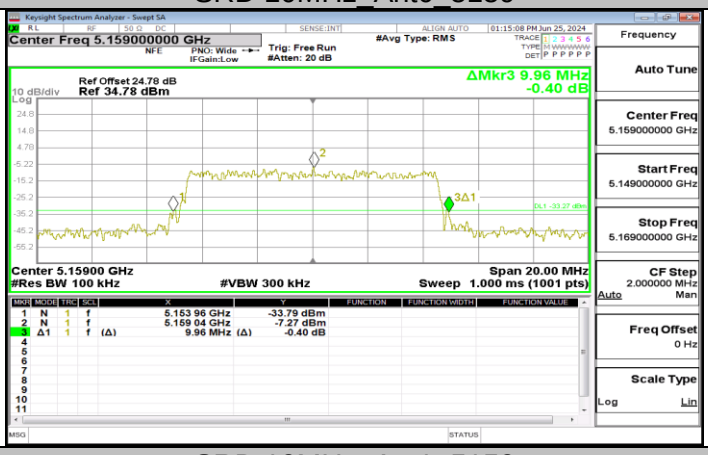

SRD 10MHz_Ant1_5159

This report shall not be reproduced except in full, without the written approval of UL Verification Services (Guangzhou) Co., Ltd, Song Shan Lake Branch.

SRD 10MHz_Ant0_5160

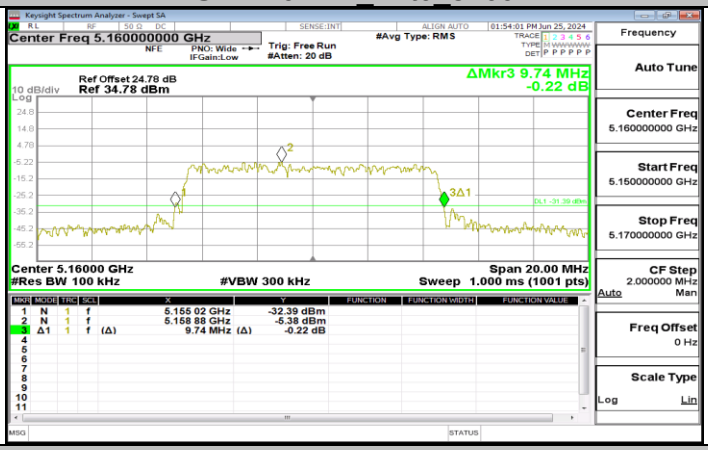

SRD 10MHz_Ant1_5160

SRD 10MHz_Ant0_5161

This report shall not be reproduced except in full, without the written approval of UL Verification Services (Guangzhou) Co., Ltd, Song Shan Lake Branch.

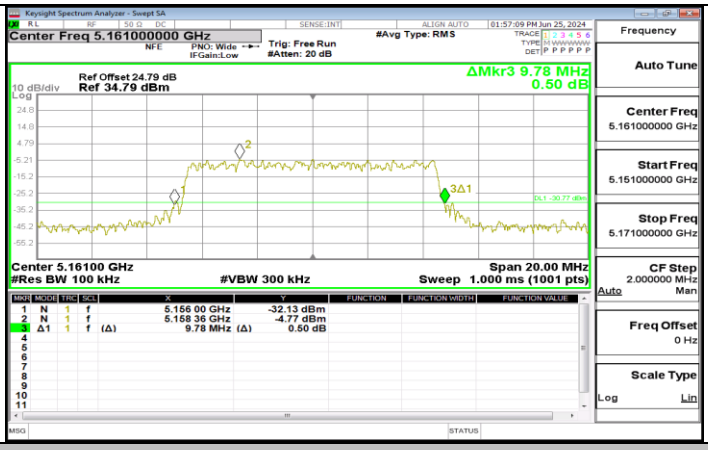

SRD 10MHz_Ant1_5161

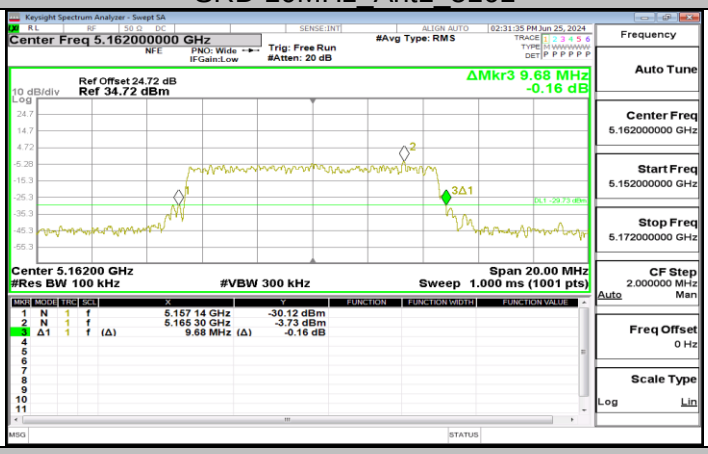

SRD 10MHz_Ant0_5162

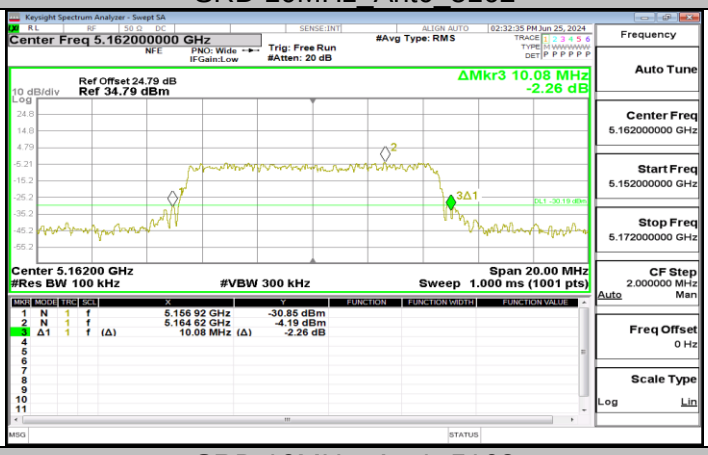

SRD 10MHz_Ant1_5162

This report shall not be reproduced except in full, without the written approval of UL Verification Services (Guangzhou) Co., Ltd, Song Shan Lake Branch.

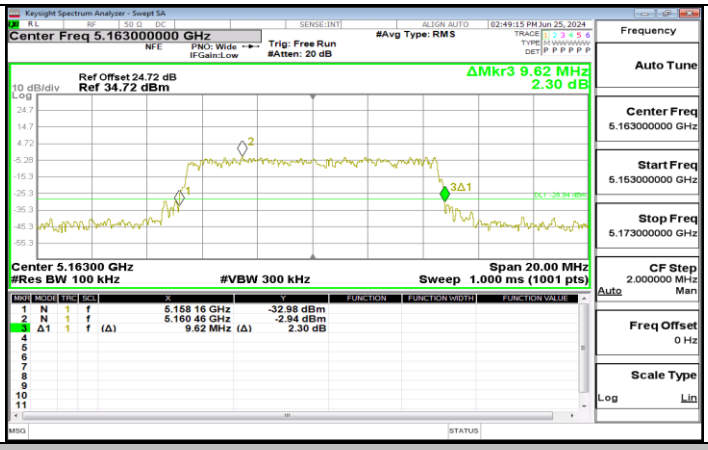

SRD 10MHz_Ant0_5163

SRD 10MHz_Ant1_5163

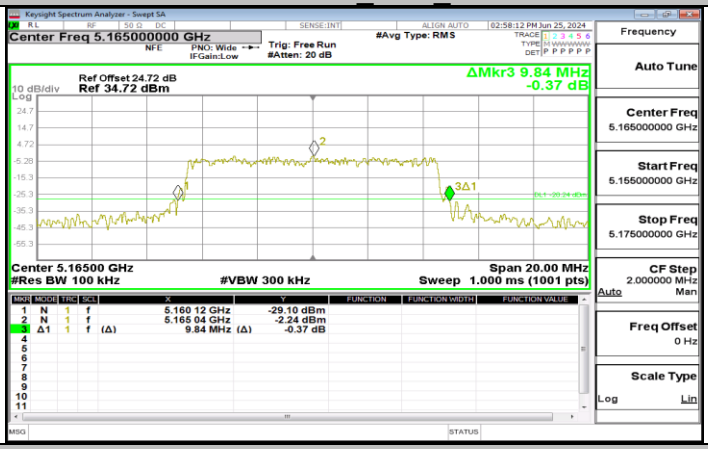

SRD 10MHz_Ant0_5165

This report shall not be reproduced except in full, without the written approval of UL Verification Services (Guangzhou) Co., Ltd, Song Shan Lake Branch.