



International Certification Corp.

No. 3-1, Lane 6, Wen San 3rd St., Kwei Shan Hsiang, Tao Yuan Hsien 333, Taiwan, R.O.C.

Tel: 886-3-271-8666

Fax: 886-3-318-0155

# FCC Test Report

**FCC ID** : SQG-WB45NBT  
**Equipment** : 45 Series WB module with Bluetooth  
**Model No.** : WB45NBT  
**Brand Name** : Laird Technologies  
**Applicant** : Laird Technologies  
**Address** : 11160 Thompson Ave. / Lenexa, Kansas /  
66219 / USA  
**Standard** : 47 CFR FCC Part 15.247  
**Received Date** : May 03, 2013  
**Tested Date** : May 17 ~ Jun. 03, 2013

We, International Certification Corp., would like to declare that the tested sample has been evaluated and in compliance with the requirement of the above standards. The test results contained in this report refer exclusively to the product. It may be duplicated completely for legal use with the approval of the applicant. It shall not be reproduced except in full without the written approval of our laboratory.

Approved & Reviewed by:

  
\_\_\_\_\_  
Gary Chang / Manager





## Table of Contents

<b>1</b>	<b>GENERAL DESCRIPTION .....</b>	<b>5</b>
1.1	Information.....	5
1.2	Test Setup Chart .....	7
1.3	The Equipment List .....	8
1.4	Test Standards .....	10
1.5	Measurement Uncertainty .....	11
<b>2</b>	<b>TEST CONFIGURATION .....</b>	<b>12</b>
2.1	Testing Condition .....	12
2.2	The Worst Test Modes and Channel Details .....	12
<b>3</b>	<b>TRANSMITTER TEST RESULTS.....</b>	<b>13</b>
3.1	Conducted Emissions.....	13
3.2	6dB and Occupied Bandwidth .....	16
3.3	RF Output Power.....	19
3.4	Power Spectral Density .....	21
3.5	Unwanted Emissions into Restricted Frequency Bands .....	23
3.6	Unwanted Emissions into Non-Restricted Frequency Bands .....	85



International Certification Corp.

No. 3-1, Lane 6, Wen San 3rd St., Kwei Shan Hsiang, Tao Yuan Hsien 333, Taiwan, R.O.C.

Tel: 886-3-271-8666

Fax: 886-3-318-0155

## Release Record

Report No.	Version	Description	Issued Date
FR350301AC	Rev. 01	Initial issue	Aug. 20, 2013



## Summary of Test Results

FCC Rules	Test Items	Measured	Result
15.207	Conducted Emissions	[dBuV]: 0.152MHz 53.50 (Margin -12.41dB) - QP	Pass
15.247(d) 15.209	Radiated Emissions	[dBuV/m at 3m]: 2483.50MHz 72.97 (Margin -1.03dB) - Peak	Pass
15.247(b)(3)	Fundamental Emission Output Power	Power [dBm]: 11b: 18.82 11g: 21.57 HT20: 23.01	Pass
15.247(a)(2)	6dB Bandwidth	Meet the requirement of limit	Pass
15.247(e)	Power Spectral Density	Meet the requirement of limit	Pass
15.203	Antenna Requirement	Meet the requirement of limit	Pass



# 1 General Description

## 1.1 Information

### 1.1.1 Specification of the Equipment under Test (EUT)

RF General Information					
Frequency Range (MHz)	IEEE Std. 802.11	Ch. Freq. (MHz)	Channel Number	Transmit Chains (N <sub>TX</sub> )	Data Rate / MCS
2400-2483.5	b	2412-2462	1-11 [11]	1	1-11 Mbps
2400-2483.5	g	2412-2462	1-11 [11]	1	6-54 Mbps
2400-2483.5	n (HT20)	2412-2462	1-11 [11]	1	MCS 0-7
Note 1: RF output power specifies that Maximum Peak Conducted Output Power.					
Note 2: 802.11b uses a combination of DSSS-DBPSK, DQPSK, CCK modulation.					
Note 3: 802.11g/n uses a combination of OFDM-BPSK, QPSK, 16QAM, 64QAM modulation.					

### 1.1.2 Antenna Details

Ant. No.	Model	Type	Connector	Operating Frequencies (MHz) / Antenna Gain (dBi)				
				2400~2483.5	5150~5250	5250~5350	5470~5725	5725~5850
1	MAG.LAYERS EDA-1513-25GR 2-B2-CY	Dipole	SMA Jack Reverse	2	2	2	2	2
2	MAG.LAYERS PCA-4606-2G4C 1-A13-CY	PCB Dipole	UFL	2.21	2.21	2.21	2.21	2.21
3	Laird NanoBlade-IP04	PCB Dipole	UFL	2	3.9	3.9	4	4
4	Laird MAF95310 Mini NanoBlade Flex	PCB Dipole	UFL	2.79	3.38	3.38	3.38	3.38
5	Laird NanoBlue-IP04	PCB Dipole	UFL	2	---	---	---	-
6	Ethertronics WLAN_1000146	PIFA	UFL	2.5	3.5	3.5	3.5	3.5

### 1.1.3 EUT Operational Condition

Supply Voltage	<input type="checkbox"/> AC mains	<input checked="" type="checkbox"/> DC (3.3 / 1.8Vdc)	
Type of DC Source	<input type="checkbox"/> Internal DC supply	<input type="checkbox"/> External DC adapter	<input checked="" type="checkbox"/> From Host



#### 1.1.4 Accessories

N/A

#### 1.1.5 Channel List

Frequency band (MHz)	
802.11 b / g / n HT20	
Channel	Frequency(MHz)
1	2412
2	2417
3	2422
4	2427
5	2432
6	2437
7	2442
8	2447
9	2452
10	2457
11	2462

#### 1.1.6 Test Tool and Duty Cycle

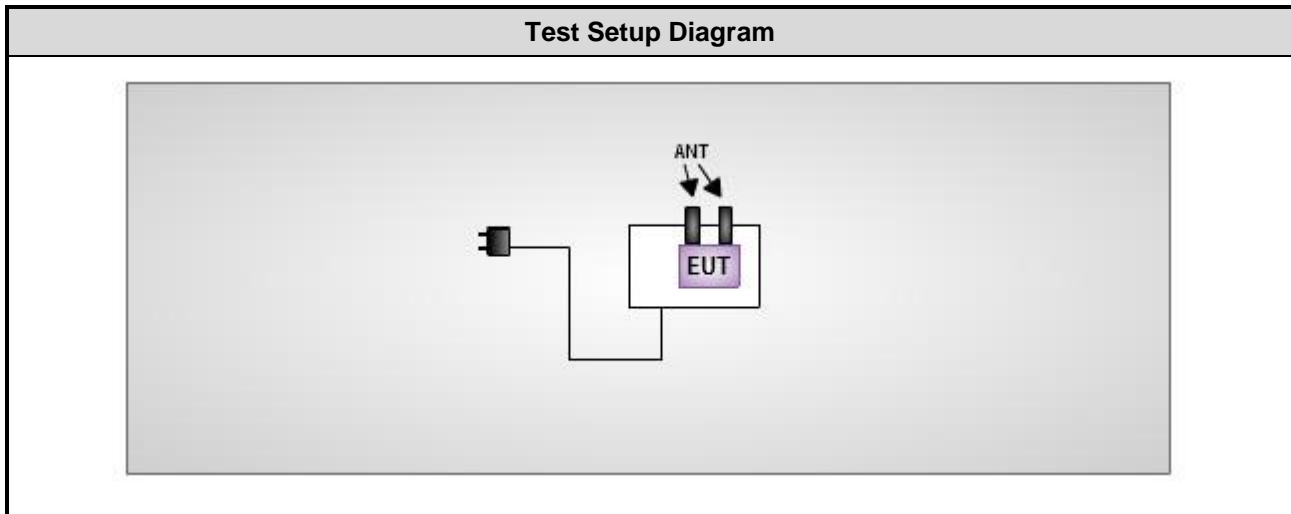
Test tool	VC_Example_windows_forms, ver. 1.3
Duty Cycle Of Test Signal (%)	100.00% - IEEE 802.11b 99.48% - IEEE 802.11g 99.15% - IEEE 802.11n (HT20)
Duty Factor	0.00 - IEEE 802.11b 0.02 - IEEE 802.11g 0.04 - IEEE 802.11n (HT20)

#### 1.1.7 Power Setting

Modulation Mode	Test Frequency (MHz)		
	b / g / HT20		
	2412	2437	2462
b	16.5	16.5	14
g	14.5	20	13
n (HT20)	14	20	13



## 1.2 Test Setup Chart





### 1.3 The Equipment List

Test Item	Conducted Emission				
Test Site	Conduction room 1 / (CO01-WS)				
Instrument	Manufacturer	Model No.	Serial No.	Calibration Date	Calibration Until
EMC Receiver	R&S	ESCS 30	100169	Dec. 12, 2012	Dec. 11, 2013
LISN	SCHWARZBECK MESS-ELEKTRONIK	Schwarzbeck 8127	8127-667	Dec. 04, 2012	Dec. 03, 2013
LISN (Support Unit)	SCHWARZBECK MESS-ELEKTRONIK	Schwarzbeck 8127	8127-666	Dec. 04, 2012	Dec. 03, 2013
ISN	TESEQ	ISN T800	34406	Apr. 08, 2013	Apr. 07, 2014
ISN	TESEQ	ISN T200A	30494	Apr. 09, 2013	Apr. 08, 2014
ISN	TESEQ	ISN T8-Cat6	27262	Sep. 17, 2012	Sep. 16, 2013
ISN	TESEQ	ISN ST08	22589	Jan. 24, 2013	Jan. 23, 2014
RF Current Probe	FCC	F-33-4	121630	Dec. 04, 2012	Dec. 03, 2013
RF Cable-CON	Woken	CFD200-NL	CFD200-NL-001	Dec. 25, 2012	Dec. 24, 2013
ESH3-Z6 V-Network(+)	R&S	ESH3-Z6	100920	Nov. 21, 2012	Nov. 20, 2013
ESH3-Z6 V-Network(-)	R&S	ESH3-Z6	100951	Jan. 03, 2013	Jan. 02, 2014
Two-Line V-Network	R&S	ENV216	101579	Jan. 07, 2013	Jan. 06, 2014
50 ohm terminal	NA	50	01	Apr. 22, 2013	Apr. 21, 2014
50 ohm terminal	NA	50	02	Apr. 22, 2013	Apr. 21, 2014
50 ohm terminal	NA	50	03	Apr. 22, 2013	Apr. 21, 2014
50 ohm terminal (Support Unit)	NA	50	04	Apr. 22, 2013	Apr. 21, 2014
Note: Calibration Interval of instruments listed above is one year.					





## International Certification Corp.

No. 3-1, Lane 6, Wen San 3rd St., Kwei Shan Hsiang, Tao Yuan Hsien 333, Taiwan, R.O.C.

Tel: 886-3-271-8666

Fax: 886-3-318-0155

<b>Test Item</b>	Radiated Emission above 1GHz				
<b>Test Site</b>	966 chamber1 / (03CH01-WS)				
<b>Instrument</b>	<b>Manufacturer</b>	<b>Model No.</b>	<b>Serial No.</b>	<b>Calibration Date</b>	<b>Calibration Until</b>
3m semi-anechoic chamber	CHAMPRO	SAC-03	03CH01-WS	Jan. 04, 2013	Jan. 03, 2014
Spectrum Analyzer	R&S	FSV40	101498	Jan. 24, 2013	Jan. 23, 2014
Receiver	ROHDE&SCHWARZ	ESR3	101658	Jan. 28, 2013	Jan. 27, 2014
Bilog Antenna	SCHWARZBECK	VULB9168	VULB9168-522	Jan. 11, 2013	Jan. 10, 2014
Horn Antenna 1G-18G	SCHWARZBECK	BBHA 9120 D	BBHA 9120 D 1096	Feb. 18, 2013	Feb. 17, 2014
Horn Antenna 18G-40G	SCHWARZBECK	BBHA 9170	BBHA 9170517	Jan. 14, 2013	Jan. 13, 2014
Amplifier	Burgeon	BPA-530	100219	Nov. 28, 2012	Nov. 27, 2013
Amplifier	Agilent	83017A	MY39501308	Dec. 18, 2012	Dec. 17, 2013
RF Cable	HUBER+SUHNER	SUCOFLEX104	MY16014/4	Dec. 25, 2012	Dec. 24, 2013
RF Cable	HUBER+SUHNER	SUCOFLEX104	MY16019/4	Dec. 25, 2012	Dec. 24, 2013
RF Cable	HUBER+SUHNER	SUCOFLEX104	MY16139/4	Dec. 25, 2012	Dec. 24, 2013
RF Cable-R03m	Woken	CFD400NL-LW	CFD400NL-001	Dec. 25, 2012	Dec. 24, 2013
RF Cable-R10m	Woken	CFD400NL-LW	CFD400NL-002	Dec. 25, 2012	Dec. 24, 2013
control	EM Electronics	EM1000	60612	N/A	N/A
Note: Calibration Interval of instruments listed above is one year.					

Loop Antenna	R&S	HFH2-Z2	100330	Nov. 15, 2012	Nov. 14, 2013
Amplifier	MITEQ	AMF-6F-260400	9121372	Apr. 19, 2013	Apr. 18, 2014
Note: Calibration Interval of instruments listed above is two year.					



<b>Test Item</b>	RF Conducted				
<b>Test Site</b>	(TH01-WS)				
<b>Instrument</b>	<b>Manufacturer</b>	<b>Model No.</b>	<b>Serial No.</b>	<b>Calibration Date</b>	<b>Calibration Until</b>
Spectrum Analyzer	R&S	FSV 40	101063	Feb. 18, 2013	Feb. 17, 2014
TEMP&HUMIDITY CHAMBER	GIANT FORCE	GCT-225-40-SP-SD	MAF1212-002	Nov. 29, 2012	Nov. 28, 2013
Power Meter	Anritsu	ML2495A	1241002	Oct. 15, 2012	Oct. 14, 2013
Power Sensor	Anritsu	MA2411B	1027366	Oct. 24, 2012	Oct. 23, 2013
Signal Generator	R&S	SMB100A	175727	Jan. 14, 2013	Jan. 13, 2014
Radio Communication Analyzer	Anritsu	MT8820C	6201240341	Mar. 13, 2013	Mar. 12, 2014
Wideband Radio Communication Tester	R&S	CMW500	106070	Jan. 29, 2013	Jan. 28, 2014
Bluetooth Tester	R&S	CBT	100959	Jan. 09, 2013	Jan. 08, 2014
MXG-B RF Vector Signal Generator	Agilent	N5182B	MY53050081	Apr. 19, 2013	Apr. 18, 2014
Note: Calibration Interval of instruments listed above is one year.					

## 1.4 Test Standards

According to the specification of EUT, the EUT must comply with following standards and KDB documents.

47 CFR FCC Part 15.247

ANSI C63.10-2009

FCC KDB 558074 D01 DTS Meas Guidance v03

Note: The EUT has been tested and complied with FCC part 15B requirement. FCC Part 15B test results are issued to another report.



## 1.5 Measurement Uncertainty

ISO/IEC 17025 requires that an estimate of the measurement uncertainties associated with the emissions test results be included in the report. The measurement uncertainties given below are based on a 95% confidence level (based on a coverage factor ( $k=2$ ))

Measurement Uncertainty	
Parameters	Uncertainty
Bandwidth	$\pm 35.286$ Hz
Conducted power	$\pm 0.536$ dB
Frequency error	$\pm 35.286$ Hz
Temperature	$\pm 0.3$ °C
Conducted emission	$\pm 2.946$ dB
AC conducted emission	$\pm 2.43$ dB
Radiated emission	$\pm 2.49$ dB



## 2 Test Configuration

### 2.1 Testing Condition

Test Item	Test Site	Ambient Condition	Tested By
AC Conduction	CO01-WS	23°C / 55%	Skys Huang
Radiated Emissions	03CH01-WS	24°C / 63%	Aska Huang Haru Yang
RF Conducted	TH01-WS	21°C / 60%	Brad Wu

➤ FCC site registration No.: 657002

➤ IC site registration No.: 10807A-1

### 2.2 The Worst Test Modes and Channel Details

Test item	Modulation Mode	Test Frequency (MHz)	Data rate (Mbps)	Test Configuration
Conducted Emissions	HT20	2437	MCS0	1
Radiated Emissions (below 1GHz)	HT20	2437	MCS0	1, 2, 3
Radiated Emissions (above 1GHz)	11b 11g HT20	2412 / 2437 / 2462 2412 / 2437 / 2462 2412 / 2437 / 2462	1 6 MCS 0	1, 2, 3
Fundamental Emission Output Power	11b	2412 / 2437 / 2462	1	1
6dB bandwidth	11g	2412 / 2437 / 2462	6	
Power spectral density	HT20	2412 / 2437 / 2462	MCS 0	

**NOTE:**

1. The EUT was pretested with 3 orientations placed on the table for the radiated emission measurement – X, Y, and Z-plane. The X-plane / **Y-plane** results were found as the worst case and were shown in this report.
2. 3 types antenna are used for this device, highest gain antenna of each type is selected to perform radiated emission test as below test configuration
  - 1) Configuration 1 : Dipole antenna (Antenna No.1) , Y-plane
  - 2) Configuration 2 : PCB Dipole antenna (Antenna No.4) , Y-plane
  - 3) Configuration 3 : PIFA antenna (Antenna No.6), X-plane
3. The EUT supports two DC voltage options, 3.3Vdc and 1.8Vdc. Both options were assessed and 3.3Vdc was found to be the worst case and was selected for the final test.



### 3 Transmitter Test Results

#### 3.1 Conducted Emissions

##### 3.1.1 Limit of Conducted Emissions

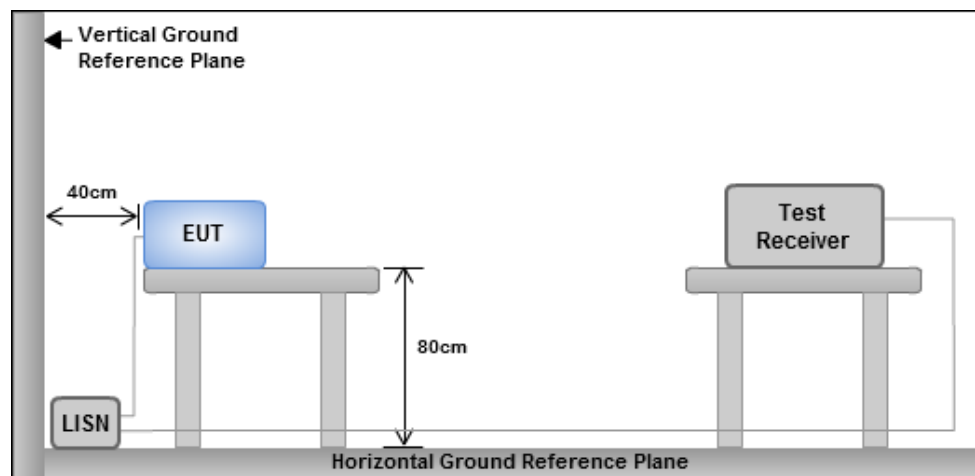
Conducted Emissions Limit		
Frequency Emission (MHz)	Quasi-Peak	Average
0.15-0.5	66 - 56 *	56 - 46 *
0.5-5	56	46
5-30	60	50

Note 1: \* Decreases with the logarithm of the frequency.

##### 3.1.2 Test Procedures

1. The device is placed on a test table, raised 80 cm above the reference ground plane. The vertical conducting plane is located 40 cm to the rear of the device.
2. The device is connected to line impedance stabilization network (LISN) and other accessories are connected to other LISN. Measured levels of AC power line conducted emission are across the 50  $\Omega$  LISN port.
3. AC conducted emission measurements is made over frequency range from 150 kHz to 30 MHz.

##### 3.1.3 Test Setup



Note: 1. Support units were connected to second LISN.

2. Both of LISNs (AMN) are 80 cm from EUT and at least 80 cm from other units and other metal planes



### 3.1.4 Test Result of Conducted Emissions

Modulation Mode	HT20	Test Freq. (MHz)	2437
Power Phase	Line	Test Configuration	1

Level (dBuV) Date: 2013-06-03

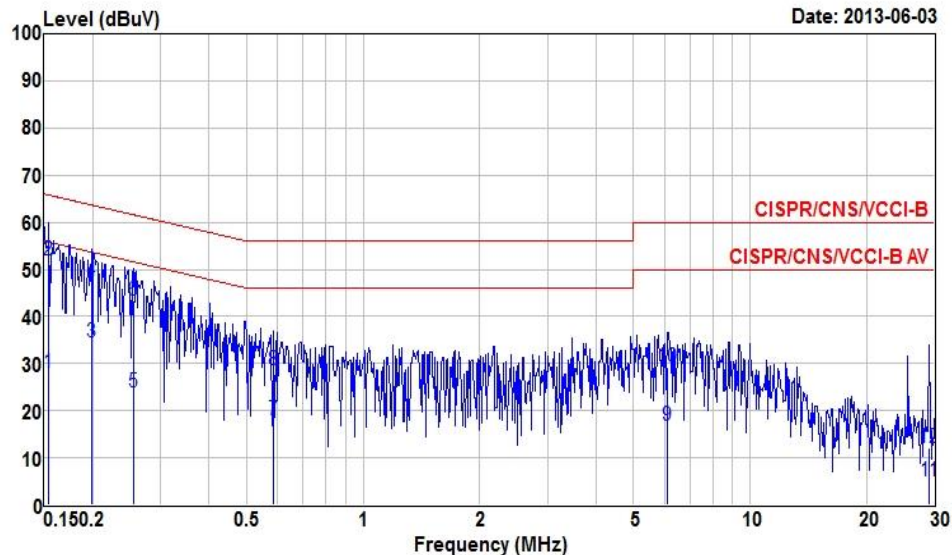
Frequency (MHz)

	Freq MHz	Level dBuV	Limit Line dBuV	Over Limit dB	Read Level dBuV	LISN factor dB	cable loss dB	Remark
1	0.152	31.69	55.91	-24.22	31.60	0.03	0.06	Average
2	0.152	53.50	65.91	-12.41	53.41	0.03	0.06	QP
3	0.163	28.92	55.30	-26.38	28.79	0.03	0.10	Average
4	0.163	50.69	65.30	-14.61	50.56	0.03	0.10	QP
5	0.198	26.74	53.71	-26.97	26.53	0.03	0.18	Average
6	0.198	47.71	63.71	-16.00	47.50	0.03	0.18	QP
7	0.208	26.45	53.27	-26.82	26.25	0.03	0.17	Average
8	0.208	47.31	63.27	-15.96	47.11	0.03	0.17	QP
9	0.288	21.57	50.59	-29.02	21.43	0.03	0.11	Average
10	0.288	41.18	60.59	-19.41	41.04	0.03	0.11	QP
11	0.524	11.55	46.00	-34.45	11.47	0.03	0.05	Average
12	0.524	28.57	56.00	-27.43	28.49	0.03	0.05	QP
13	0.727	8.93	46.00	-37.07	8.86	0.03	0.04	Average
14	0.727	23.23	56.00	-32.77	23.16	0.03	0.04	QP
15	1.829	7.48	46.00	-38.52	7.30	0.04	0.14	Average
16	1.829	21.19	56.00	-34.81	21.01	0.04	0.14	QP
17	4.900	11.77	46.00	-34.23	11.49	0.07	0.21	Average
18	4.900	23.89	56.00	-32.11	23.61	0.07	0.21	QP

Note 1: Level (dBuV) = Read Level (dBuV) + LISN Factor (dB) + Cable Loss (dB).  
2: Over Limit (dBuV) = Limit Line (dBuV) – Level (dBuV).



Modulation Mode	HT20	Test Freq. (MHz)	2437
Power Phase	Neutral	Test Configuration	1



	Freq	Level	Limit	Over	Read	LISN	cable	
	MHz	dBuV	Line	Limit	Level	factor	loss	Remark
			dBuV	dB	dBuV	dB	dB	
1	0.154	27.92	55.78	-27.86	27.83	0.02	0.07	Average
2	0.154	52.03	65.78	-13.75	51.94	0.02	0.07	QP
3	0.199	34.49	53.67	-19.18	34.29	0.02	0.18	Average
4	0.199	47.39	63.67	-16.28	47.19	0.02	0.18	QP
5	0.255	24.02	51.60	-27.58	23.87	0.02	0.13	Average
6	0.255	43.37	61.60	-18.23	43.22	0.02	0.13	QP
7	0.589	18.03	46.00	-27.97	17.96	0.02	0.05	Average
8	0.589	28.61	56.00	-27.39	28.54	0.02	0.05	QP
9	6.121	16.74	50.00	-33.26	16.50	0.06	0.18	Average
10	6.121	29.07	60.00	-30.93	28.83	0.06	0.18	QP
11	29.061	5.11	50.00	-44.89	4.46	0.14	0.51	Average
12	29.061	11.98	60.00	-48.02	11.33	0.14	0.51	QP

Note 1: Level (dBuV) = Read Level (dBuV) + LISN Factor (dB) + Cable Loss (dB).

2: Over Limit (dBuV) = Limit Line (dBuV) – Level (dBuV).



## 3.2 6dB and Occupied Bandwidth


### 3.2.1 Limit of 6dB Bandwidth

The minimum 6dB bandwidth shall be at least 500 kHz.

### 3.2.2 Test Procedures

1. Set resolution bandwidth (RBW) = 100 kHz, Video bandwidth = 300 kHz.
2. Detector = Peak, Trace mode = max hold.
3. Sweep = auto couple, Allow the trace to stabilize.
4. Measure the maximum width of the emission that is constrained by the frequencies associated with the two outermost amplitude points (upper and lower) that are attenuated by 6dB relative to the maximum level measured in the fundamental emission.

### 3.2.3 Test Setup



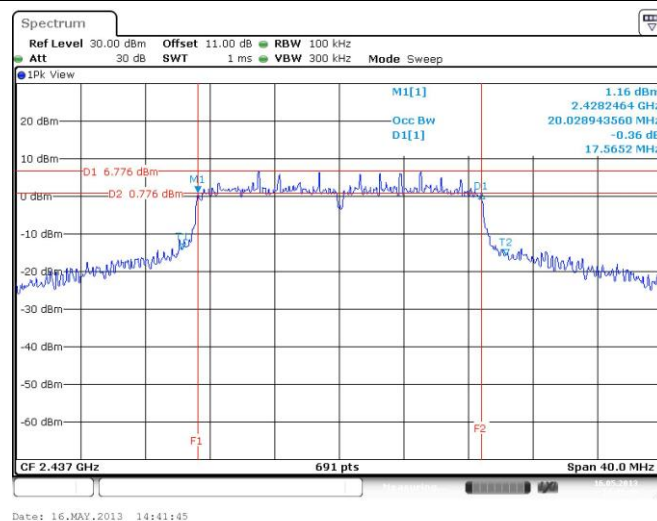


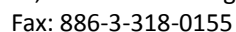


### 3.2.4 Test Result of 6dB and Occupied Bandwidth

Modulation Mode	N <sub>TX</sub>	Freq. (MHz)	6dB Bandwidth (MHz)				Limit (kHz)
			Chain 0	Chain 1	Chain 2	Chain 3	
11b	1	2412	10.03	---	---	---	500
11b	1	2437	10.03	---	---	---	500
11b	1	2462	10.03	---	---	---	500
11g	1	2412	16.29	---	---	---	500
11g	1	2437	16.00	---	---	---	500
11g	1	2462	16.29	---	---	---	500
HT20	1	2412	17.57	---	---	---	500
HT20	1	2437	17.57	---	---	---	500
HT20	1	2462	17.28	---	---	---	500

Worst Plots







### 3.3 RF Output Power

#### 3.3.1 Limit of RF Output Power

Conducted power shall not exceed 1Watt.

☒ Antenna gain  $\leq 6\text{dBi}$ , no any corresponding reduction is in output power limit.

☐ Antenna gain  $> 6\text{dBi}$

☐ Non Fixed, point to point operations.

The conducted output power from the intentional radiator shall be reduced by the amount in dB that the directional gain of the antenna exceeds 6 dB

☐ Fixed, point to point operations

Systems operating in the 2400–2483.5 MHz band that are used exclusively for fixed, point-to-point Operations, maximum peak output power of the intentional radiator is reduced by 1 dB for every 3 dB that the directional gain of the antenna exceeds 6 dBi.

Systems operating in the 5725–5850 MHz band that are used exclusively for fixed, point-to-point operations ,no any corresponding reduction is in transmitter peak output power

#### 3.3.2 Test Procedures

☒ Maximum Peak Conducted Output Power

☐ **Spectrum analyzer**

1. Set RBW = 1MHz, VBW = 3MHz, Detector = Peak.
2. Sweep time = auto, Trace mode = max hold, Allow trace to fully stabilize.
3. Use the spectrum analyzer channel power measurement function with the band limits set equal to the DTS bandwidth edges.

☒ **Power meter**

1. A broadband Peak RF power meter is used for output power measurement. The video bandwidth of power meter is greater than DTS bandwidth of EUT. If duty cycle of test signal is not 100 %, trigger and gating function of power meter will be enabled to capture transmission burst for measuring output power.

☒ Maximum Conducted Output Power ( For reference only)

☐ **Spectrum analyzer**

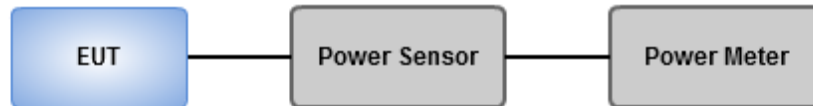
1. Set RBW = 1MHz, VBW = 3MHz, Detector = RMS.
2. Set the sweep time to:  $\geq 10 \times (\text{number of measurement points in sweep}) \times (\text{maximum data rate per stream})$ .
3. Perform the measurement over a single sweep.
4. Use the spectrum analyzer's band power measurement function with band limits set equal to the EBW(26dBc) band edges.

☒ **Power meter**

1. A broadband Average RF power meter is used for output power measurement. The video bandwidth of power meter is greater than DTS bandwidth of EUT. If duty cycle of test signal is not 100 %, trigger and gating function of power meter will be enabled to capture transmission burst for measuring output power.



### 3.3.3 Test Setup



### 3.3.4 Test Result of Maximum Output Power

Modulation Mode	N <sub>TX</sub>	Freq. (MHz)	Peak conducted output power (dBm)				Total Power (mW)	Total Power (dBm)	Limit (dBm)
			Chain 0	Chain 1	Chain 2	Chain 3			
11b	1	2412	17.98	---	---	---	62.81	17.98	30
11b	1	2437	18.82	---	---	---	76.21	18.82	30
11b	1	2462	15.56	---	---	---	35.97	15.56	30
11g	1	2412	20.84	---	---	---	121.34	20.84	30
11g	1	2437	21.57	---	---	---	143.55	21.57	30
11g	1	2462	18.43	---	---	---	69.66	18.43	30
HT20	1	2412	20.56	---	---	---	113.76	20.56	30
HT20	1	2437	23.01	---	---	---	199.99	23.01	30
HT20	1	2462	18.79	---	---	---	75.68	18.79	30

Modulation Mode	N <sub>TX</sub>	Freq. (MHz)	Conducted (average) output power (dBm)				Total Power (mW)	Total Power (dBm)	Limit (dBm)
			Chain 0	Chain 1	Chain 2	Chain 3			
11b	1	2412	15.80	---	---	---	38.02	15.80	30
11b	1	2437	16.50	---	---	---	44.67	16.50	30
11b	1	2462	13.31	---	---	---	21.43	13.31	30
11g	1	2412	13.74	---	---	---	23.66	13.74	30
11g	1	2437	18.19	---	---	---	65.92	18.19	30
11g	1	2462	11.69	---	---	---	14.76	11.69	30
HT20	1	2412	13.12	---	---	---	20.51	13.12	30
HT20	1	2437	18.58	---	---	---	72.11	18.58	30
HT20	1	2462	12.02	---	---	---	15.92	12.02	30

Note: Conducted average output power is for reference only.



### 3.4 Power Spectral Density


#### 3.4.1 Limit of Power Spectral Density

Power spectral density shall not be greater than 8 dBm in any 3 kHz band.

#### 3.4.2 Test Procedures

- ☒ Maximum peak conducted output power was used to demonstrate compliance to the fundamental output power limit.
  1. Set the RBW = 30kHz, VBW = 100kHz.
  2. Detector = Peak, Sweep time = auto couple.
  3. Trace mode = max hold, allow trace to fully stabilize.
  4. Use the peak marker function to determine the maximum amplitude level.
- ☐ Maximum (average) conducted output power was used to demonstrate compliance to the fundamental output power limit.
  1. Set the RBW = 100kHz, VBW = 300 kHz.
  2. Detector = RMS, Sweep time = auto couple.
  3. Set the sweep time to:  $\geq 10 \times (\text{number of measurement points in sweep}) \times (\text{maximum data rate per stream})$ .
  4. Perform the measurement over a single sweep.
  5. Use the peak marker function to determine the maximum amplitude level.\

#### 3.4.3 Test Setup

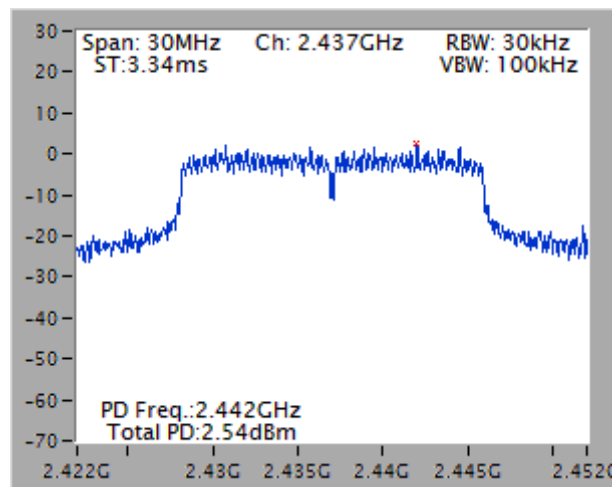




### 3.4.4 Test Result of Power Spectral Density

Modulation Mode	N <sub>TX</sub>	Freq. (MHz)	Total Power Spectral Density (dBm/30kHz)	Limit (dBm/3kHz)
11b	1	2412	-0.35	8
11b	1	2437	-0.04	8
11b	1	2462	-3.48	8
11g	1	2412	-2.70	8
11g	1	2437	2.44	8
11g	1	2462	-6.01	8
HT20	1	2412	-3.44	8
HT20	1	2437	2.54	8
HT20	1	2462	-4.98	8

Worst Plots





## 3.5 Unwanted Emissions into Restricted Frequency Bands

### 3.5.1 Limit of Unwanted Emissions into Restricted Frequency Bands

Restricted Band Emissions Limit			
Frequency Range (MHz)	Field Strength (uV/m)	Field Strength (dBuV/m)	Measure Distance (m)
0.009~0.490	2400/F(kHz)	48.5 - 13.8	300
0.490~1.705	24000/F(kHz)	33.8 - 23	30
1.705~30.0	30	29	30
30~88	100	40	3
88~216	150	43.5	3
216~960	200	46	3
Above 960	500	54	3

**Note 1:**  
Quasi-Peak value is measured for frequency below 1GHz except for 9–90 kHz, 110–490 kHz frequency band. Peak and average value are measured for frequency above 1GHz. The limit on average radio frequency emission is as above table. The limit on peak radio frequency emissions is 20 dB above the maximum permitted average emission limit

**Note 2:**  
Measurements may be performed at a distance other than what is specified provided. When performing measurements at a distance other than that specified, the results shall be extrapolated to the specified distance using an extrapolation factor as below, Frequency at or above 30 MHz: 20 dB/decade Frequency below 30 MHz: 40 dB/decade.

### 3.5.2 Test Procedures

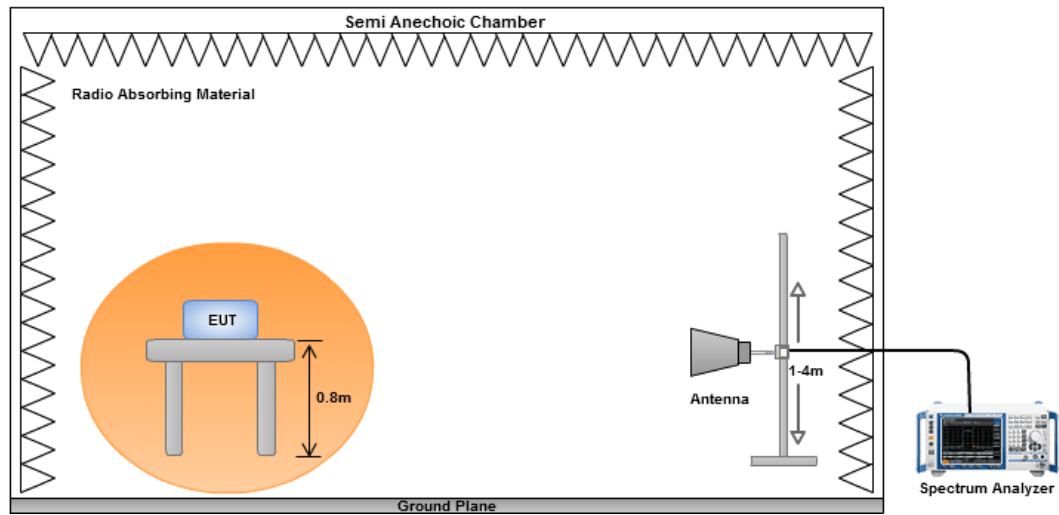
1. Measurement is made at a semi-anechoic chamber that incorporates a turntable allowing a EUT rotation of 360°. A continuously-rotating, remotely-controlled turntable is installed at the test site to support the EUT and facilitate determination of the direction of maximum radiation for each EUT emission frequency. The EUT is placed at a height of 0.8 m test table above the ground plane.
2. Measurement is made with the antenna positioned in both the horizontal and vertical planes of polarization. The measurement antenna is varied in height (1m ~ 4m) above the reference ground plane to obtain the maximum signal strength. Distance between EUT and antenna is 3 m.
3. This investigation is performed with the EUT rotated 360°, the antenna height scanned between 1 m and 4 m, and the antenna rotated to repeat the measurements for both the horizontal and vertical antenna polarizations.

Note:

1. 120kHz measurement bandwidth of test receiver and Quasi-peak detector is for radiated emission below 1GHz.
2. RBW=1MHz, VBW=3MHz and Peak detector is for peak measured value of radiated emission above 1GHz.
3. RBW=1MHz, VBW=1/T and Peak detector is for average measured value of radiated emission above 1GHz.



### 3.5.3 Test Setup

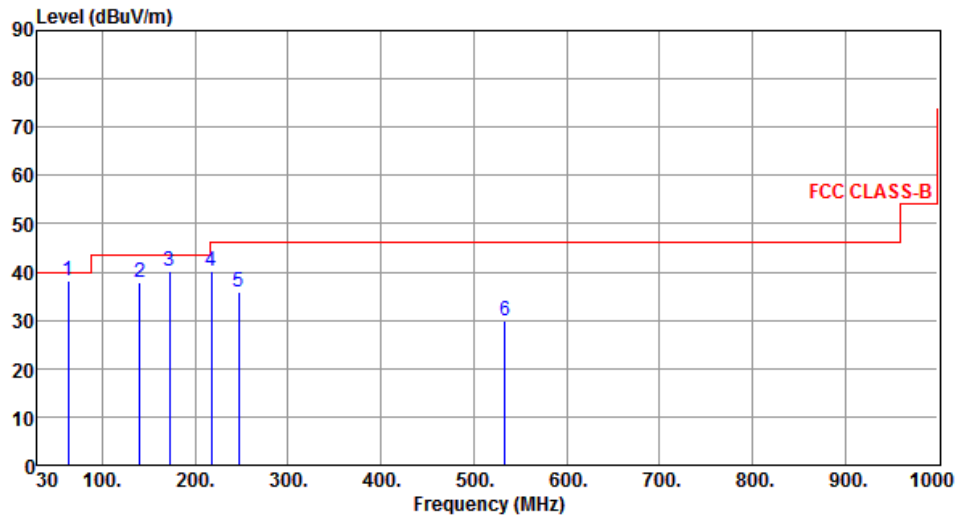






### 3.5.4 Transmitter Radiated Unwanted Emissions (Below 1GHz)

Modulation Mode	HT20	Test Freq. (MHz)	2437
Polarization	Horizontal	Test Configuration	1

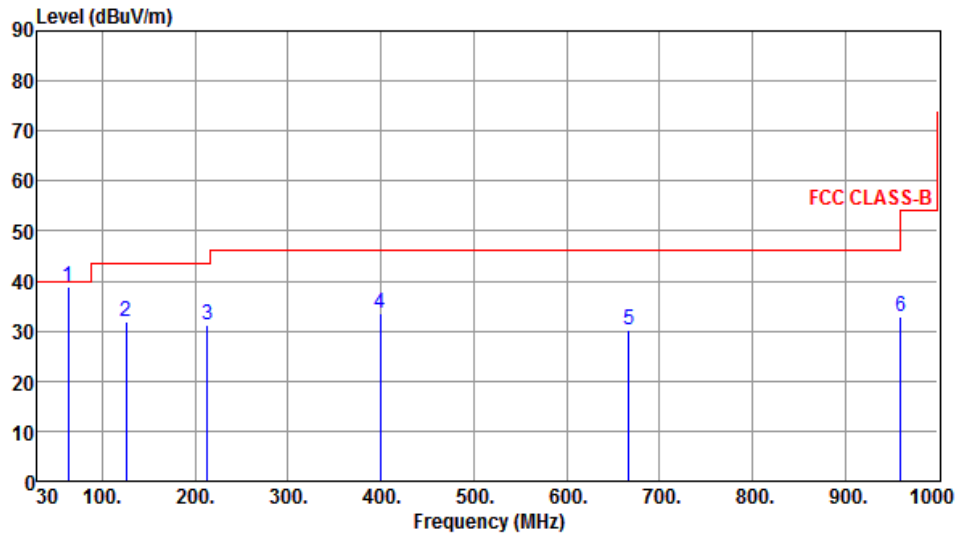


	Freq. MHz	Emission level dBuV/m	Limit dBuV/m	Margin dB	SA reading dBuV	Factor dB	Remark	ANT High cm	Turn Table deg
1	62.98	38.09	40.00	-1.91	55.97	-17.88	Peak	---	---
2	140.58	37.95	43.50	-5.55	55.13	-17.18	Peak	---	---
3	172.59	40.20	43.50	-3.30	57.67	-17.47	Peak	---	---
4	217.21	40.12	46.00	-5.88	59.51	-19.39	Peak	---	---
5	247.28	35.81	46.00	-10.19	53.75	-17.94	Peak	---	---
6	533.43	29.84	46.00	-16.16	40.83	-10.99	Peak	---	---

Note 1: Level (dBuV/m) = Read Level (dBuV/m) + Antenna Factor (dB) + Cable Loss (dB) - Preamp Factor (dB).  
2: Over Limit (dBuV/m) = Limit Line (dBuV/m) – Level (dBuV/m).



Modulation Mode	HT20	Test Freq. (MHz)	2437
Polarization	Vertical	Test Configuration	1



	Freq. MHz	Emission level dBuV/m	Limit dBuV/m	Margin dB	SA reading dBuV	Factor dB	Remark	ANT High cm	Turn Table deg
1	62.98	38.85	40.00	-1.15	56.73	-17.88	QP	---	---
2	126.03	31.82	43.50	-11.68	50.35	-18.53	Peak	---	---
3	213.33	31.31	43.50	-12.19	50.71	-19.40	Peak	---	---
4	399.57	33.43	46.00	-12.57	47.10	-13.67	Peak	---	---
5	667.29	30.23	46.00	-15.77	38.99	-8.76	Peak	---	---
6	960.23	32.84	54.00	-21.16	37.60	-4.76	Peak	---	---

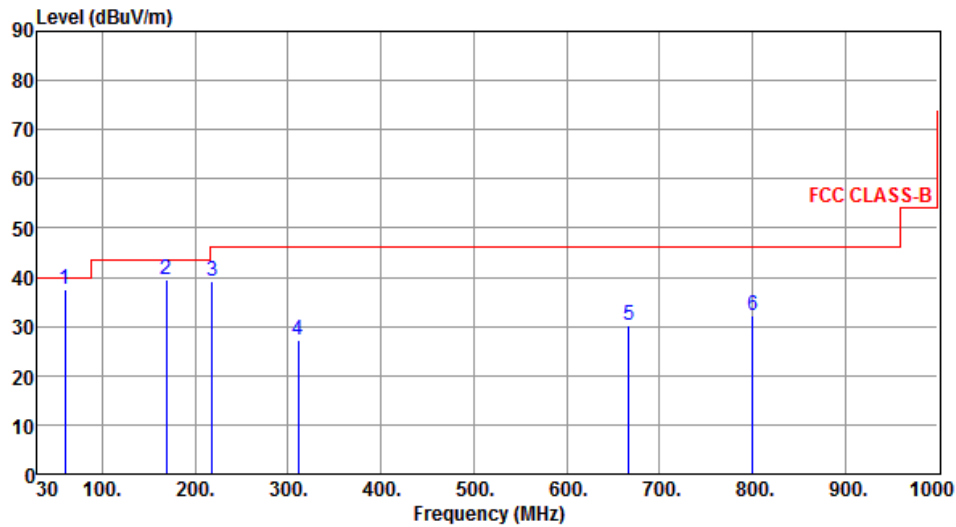
Note 1: Level (dBuV/m) = Read Level (dBuV/m) + Antenna Factor (dB) + Cable Loss (dB) - Preamp Factor (dB).  
 2: Over Limit (dBuV/m) = Limit Line (dBuV/m) – Level (dBuV/m).



# International Certification Corp.

No. 3-1, Lane 6, Wen San 3rd St., Kwei Shan Hsiang, Tao Yuan Hsien 333, Taiwan, R.O.C.  
Tel: 886-3-271-8666 Fax: 886-3-318-0155

Modulation Mode	HT20	Test Freq. (MHz)	2437
Polarization	Horizontal	Test Configuration	2



	Freq. MHz	Emission level dBuV/m	Limit dBuV/m	Margin dB	SA reading dBuV	Factor dB	Remark	ANT High cm	Turn Table deg
1	60.07	37.39	40.00	-2.61	54.70	-17.31	Peak	---	---
2	168.71	39.48	43.50	-4.02	56.61	-17.13	Peak	---	---
3	218.18	39.11	46.00	-6.89	58.50	-19.39	Peak	---	---
4	311.30	27.39	46.00	-18.61	43.34	-15.95	Peak	---	---
5	667.29	30.22	46.00	-15.78	38.98	-8.76	Peak	---	---
6	800.18	32.06	46.00	-13.94	38.82	-6.76	Peak	---	---

Note 1: Level (dBuV/m) = Read Level (dBuV/m) + Antenna Factor (dB) + Cable Loss (dB) - Preamp Factor (dB).  
2: Over Limit (dBuV/m) = Limit Line (dBuV/m) – Level (dBuV/m).



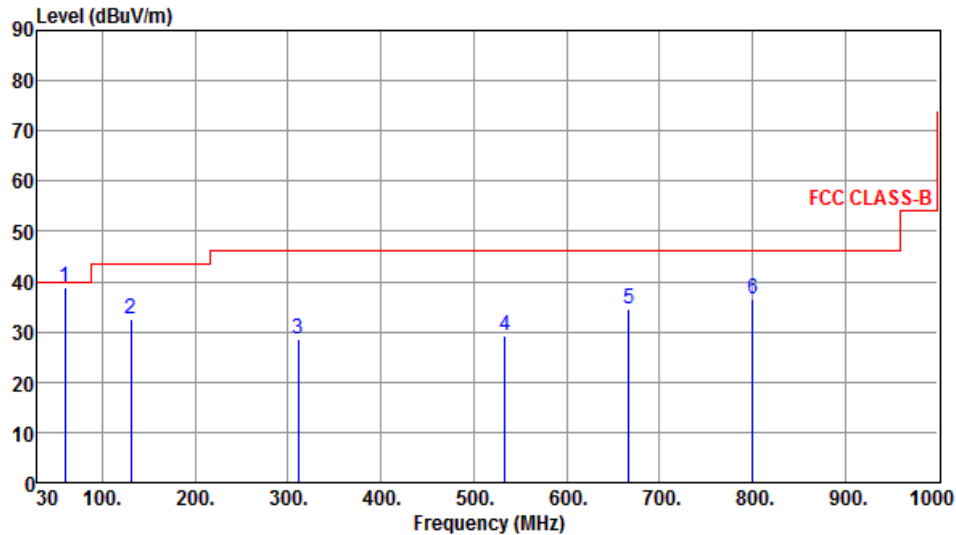
## International Certification Corp.

No. 3-1, Lane 6, Wen San 3rd St., Kwei Shan Hsiang, Tao Yuan Hsien 333, Taiwan, R.O.C.

Tel: 886-3-271-8666

Fax: 886-3-318-0155

Modulation Mode	HT20	Test Freq. (MHz)	2437
Polarization	Vertical	Test Configuration	2

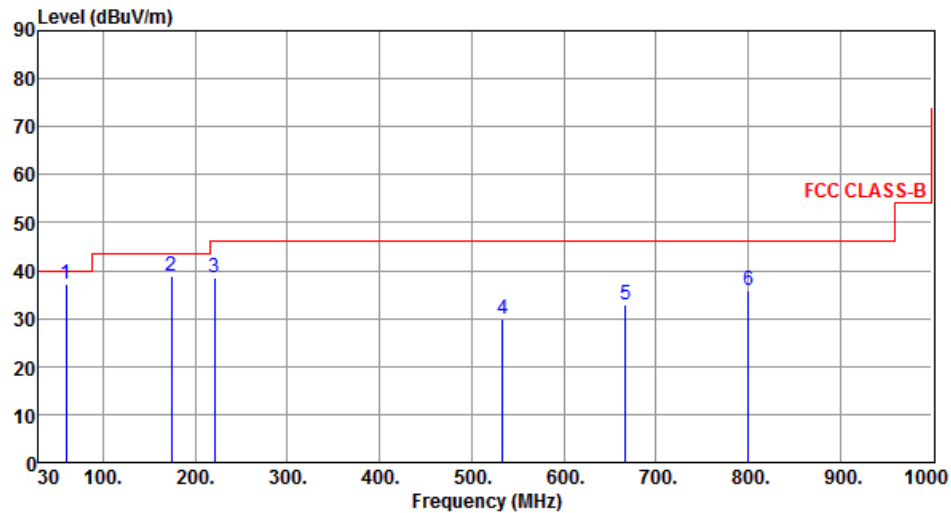


	Freq. MHz	Emission level dBuV/m	Limit dBuV/m	Margin dB	SA reading dBuV	Factor dB	Remark	ANT High cm	Turn Table deg
1	60.07	38.79	40.00	-1.21	56.10	-17.31	QP	---	---
2	130.88	32.40	43.50	-11.10	50.44	-18.04	Peak	---	---
3	311.30	28.48	46.00	-17.52	44.43	-15.95	Peak	---	---
4	533.43	29.34	46.00	-16.66	40.33	-10.99	Peak	---	---
5	667.29	34.68	46.00	-11.32	43.44	-8.76	Peak	---	---
6	800.18	36.41	46.00	-9.59	43.17	-6.76	Peak	---	---

Note 1: Level (dBuV/m) = Read Level (dBuV/m) + Antenna Factor (dB) + Cable Loss (dB) - Preamp Factor (dB).  
2: Over Limit (dBuV/m) = Limit Line (dBuV/m) - Level (dBuV/m).



Modulation Mode	HT20	Test Freq. (MHz)	2437
Polarization	Horizontal	Test Configuration	3



	Freq. MHz	Emission level dBuV/m	Limit dBuV/m	Margin dB	SA reading dBuV	Factor dB	Remark	ANT High cm	Turn Table deg
1	60.07	37.08	40.00	-2.92	54.39	-17.31	Peak	---	---
2	174.53	38.78	43.50	-4.72	56.48	-17.70	Peak	---	---
3	221.09	38.50	46.00	-7.50	57.83	-19.33	Peak	---	---
4	533.43	30.02	46.00	-15.98	41.01	-10.99	Peak	---	---
5	667.29	32.96	46.00	-13.04	41.72	-8.76	Peak	---	---
6	800.18	35.99	46.00	-10.01	42.75	-6.76	Peak	---	---

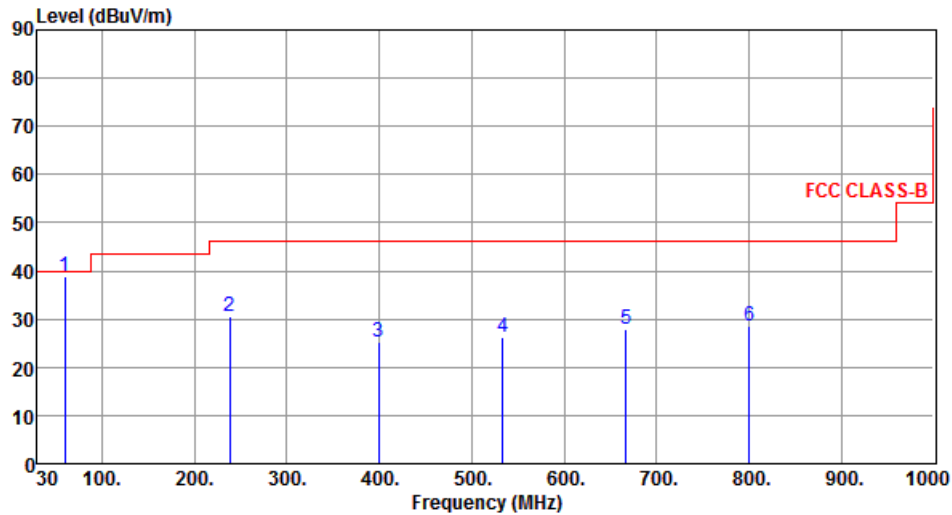
Note 1: Level (dBuV/m) = Read Level (dBuV/m) + Antenna Factor (dB) + Cable Loss (dB) - Preamp Factor (dB).  
2: Over Limit (dBuV/m) = Limit Line (dBuV/m) - Level (dBuV/m).



# International Certification Corp.

No. 3-1, Lane 6, Wen San 3rd St., Kwei Shan Hsiang, Tao Yuan Hsien 333, Taiwan, R.O.C.  
Tel: 886-3-271-8666 Fax: 886-3-318-0155

Modulation Mode	HT20	Test Freq. (MHz)	2437
Polarization	Vertical	Test Configuration	3

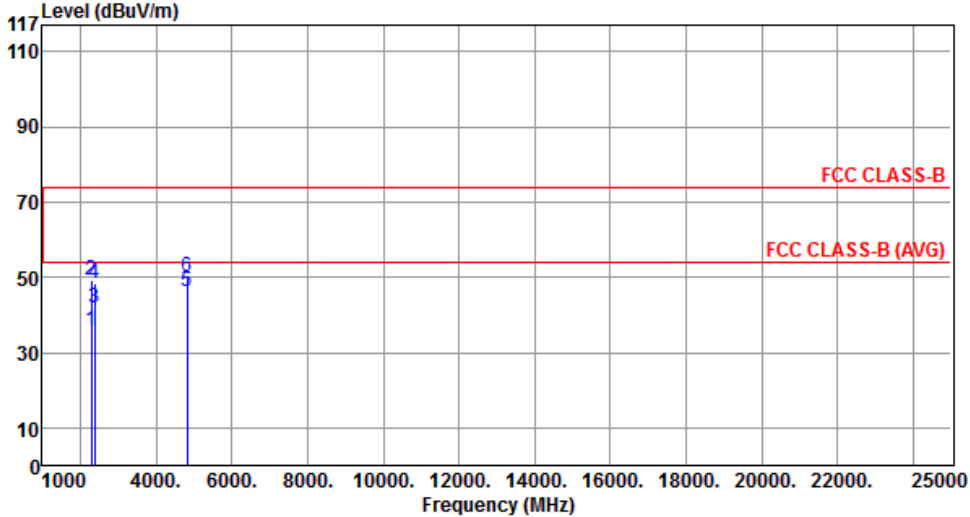


	Freq. MHz	Emission level dBuV/m	Limit dBuV/m	Margin dB	SA reading dBuV	Factor dB	Remark	ANT High cm	Turn Table deg
1	60.07	38.85	40.00	-1.15	56.16	-17.31	QP	---	---
2	238.55	30.41	46.00	-15.59	48.62	-18.21	Peak	---	---
3	399.57	25.36	46.00	-20.64	39.03	-13.67	Peak	---	---
4	533.43	26.36	46.00	-19.64	37.35	-10.99	Peak	---	---
5	667.29	27.76	46.00	-18.24	36.52	-8.76	Peak	---	---
6	800.18	28.56	46.00	-17.44	35.32	-6.76	Peak	---	---

Note 1: Level (dBuV/m) = Read Level (dBuV/m) + Antenna Factor (dB) + Cable Loss (dB) - Preamp Factor (dB).  
2: Over Limit (dBuV/m) = Limit Line (dBuV/m) - Level (dBuV/m).



### 3.5.5 Transmitter Radiated Unwanted Emissions (Above 1GHz) for 11b

Polarization	Horizontal		Test Freq. (MHz)		2412																																																																							
Test Configuration	1																																																																											
<div></div> <table><tr><th></th><th>Freq. MHz</th><th>Emission level dBUV/m</th><th>Limit dBUV/m</th><th>Margin dB</th><th>SA reading dBUV</th><th>Factor dB</th><th>Remark</th><th>ANT High cm</th><th>Turn Table deg</th></tr><tr><td>1</td><td>2288.00</td><td>35.67</td><td>54.00</td><td>-18.33</td><td>39.28</td><td>-3.61</td><td>Average</td><td>---</td><td>---</td></tr><tr><td>2</td><td>2288.00</td><td>49.07</td><td>74.00</td><td>-24.93</td><td>52.68</td><td>-3.61</td><td>Peak</td><td>---</td><td>---</td></tr><tr><td>3</td><td>2390.00</td><td>41.73</td><td>54.00</td><td>-12.27</td><td>44.95</td><td>-3.22</td><td>Average</td><td>---</td><td>---</td></tr><tr><td>4</td><td>2390.00</td><td>48.38</td><td>74.00</td><td>-25.62</td><td>51.60</td><td>-3.22</td><td>Peak</td><td>---</td><td>---</td></tr><tr><td>5</td><td>4824.00</td><td>46.15</td><td>54.00</td><td>-7.85</td><td>41.84</td><td>4.31</td><td>Average</td><td>---</td><td>---</td></tr><tr><td>6</td><td>4824.00</td><td>49.89</td><td>74.00</td><td>-24.11</td><td>45.58</td><td>4.31</td><td>Peak</td><td>---</td><td>---</td></tr></table>								Freq. MHz	Emission level dBUV/m	Limit dBUV/m	Margin dB	SA reading dBUV	Factor dB	Remark	ANT High cm	Turn Table deg	1	2288.00	35.67	54.00	-18.33	39.28	-3.61	Average	---	---	2	2288.00	49.07	74.00	-24.93	52.68	-3.61	Peak	---	---	3	2390.00	41.73	54.00	-12.27	44.95	-3.22	Average	---	---	4	2390.00	48.38	74.00	-25.62	51.60	-3.22	Peak	---	---	5	4824.00	46.15	54.00	-7.85	41.84	4.31	Average	---	---	6	4824.00	49.89	74.00	-24.11	45.58	4.31	Peak	---	---
	Freq. MHz	Emission level dBUV/m	Limit dBUV/m	Margin dB	SA reading dBUV	Factor dB	Remark	ANT High cm	Turn Table deg																																																																			
1	2288.00	35.67	54.00	-18.33	39.28	-3.61	Average	---	---																																																																			
2	2288.00	49.07	74.00	-24.93	52.68	-3.61	Peak	---	---																																																																			
3	2390.00	41.73	54.00	-12.27	44.95	-3.22	Average	---	---																																																																			
4	2390.00	48.38	74.00	-25.62	51.60	-3.22	Peak	---	---																																																																			
5	4824.00	46.15	54.00	-7.85	41.84	4.31	Average	---	---																																																																			
6	4824.00	49.89	74.00	-24.11	45.58	4.31	Peak	---	---																																																																			
<p>Note 1: "&gt;20dB" means spurious emission levels that exceed the level of 20 dB below the applicable limit.</p> <p>Note 2: For restricted bands, the peak measurement is fully sufficient, as the max field strength as measured with the Peak-Detector meets the AV-Limit so that the AV level does not need to be reported in addition.</p> <p>Note 3: For un-restricted bands, unwanted emissions shall be attenuated by at least 20 dB relative to the maximum measured in-band level.</p>																																																																												



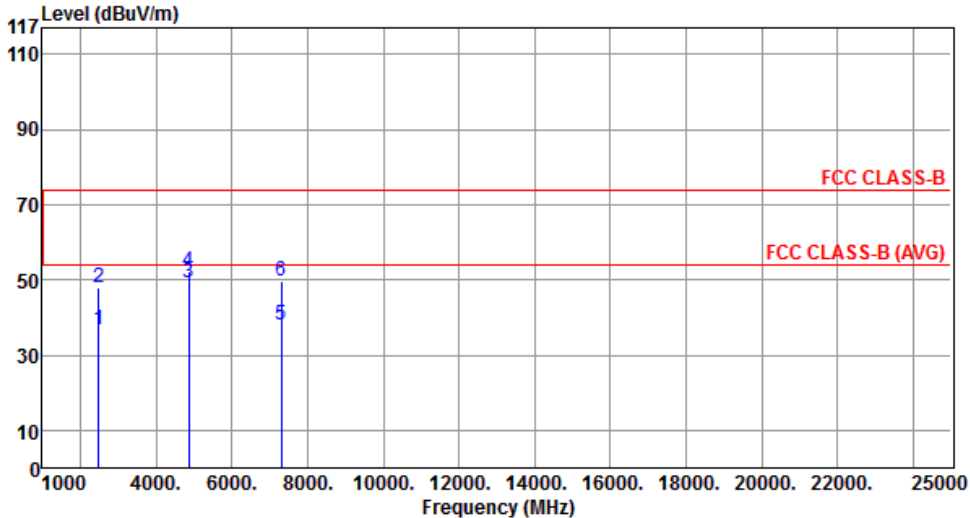
Polarization	Vertical		Test Freq. (MHz)		2412																																																																			
Test Configuration	1																																																																							
<div><p>Level (dBuV/m)</p><p>Frequency (MHz)</p><table><tr><th>Freq. MHz</th><th>Emission level dBuV/m</th><th>Limit dBuV/m</th><th>Margin dB</th><th>SA reading dBuV</th><th>Factor dB</th><th>Remark</th><th>ANT High cm</th><th>Turn Table deg</th></tr><tr><td>1</td><td>2288.00</td><td>40.93</td><td>54.00</td><td>-13.07</td><td>44.54</td><td>-3.61</td><td>Average</td><td>---</td></tr><tr><td>2</td><td>2288.00</td><td>49.85</td><td>74.00</td><td>-24.15</td><td>53.46</td><td>-3.61</td><td>Peak</td><td>---</td></tr><tr><td>3</td><td>2390.00</td><td>52.89</td><td>54.00</td><td>-1.11</td><td>56.11</td><td>-3.22</td><td>Average</td><td>---</td></tr><tr><td>4</td><td>2390.00</td><td>58.50</td><td>74.00</td><td>-15.50</td><td>61.72</td><td>-3.22</td><td>Peak</td><td>---</td></tr><tr><td>5</td><td>4824.00</td><td>49.93</td><td>54.00</td><td>-4.07</td><td>45.62</td><td>4.31</td><td>Average</td><td>---</td></tr><tr><td>6</td><td>4824.00</td><td>52.46</td><td>74.00</td><td>-21.54</td><td>48.15</td><td>4.31</td><td>Peak</td><td>---</td></tr></table></div>										Freq. MHz	Emission level dBuV/m	Limit dBuV/m	Margin dB	SA reading dBuV	Factor dB	Remark	ANT High cm	Turn Table deg	1	2288.00	40.93	54.00	-13.07	44.54	-3.61	Average	---	2	2288.00	49.85	74.00	-24.15	53.46	-3.61	Peak	---	3	2390.00	52.89	54.00	-1.11	56.11	-3.22	Average	---	4	2390.00	58.50	74.00	-15.50	61.72	-3.22	Peak	---	5	4824.00	49.93	54.00	-4.07	45.62	4.31	Average	---	6	4824.00	52.46	74.00	-21.54	48.15	4.31	Peak	---
Freq. MHz	Emission level dBuV/m	Limit dBuV/m	Margin dB	SA reading dBuV	Factor dB	Remark	ANT High cm	Turn Table deg																																																																
1	2288.00	40.93	54.00	-13.07	44.54	-3.61	Average	---																																																																
2	2288.00	49.85	74.00	-24.15	53.46	-3.61	Peak	---																																																																
3	2390.00	52.89	54.00	-1.11	56.11	-3.22	Average	---																																																																
4	2390.00	58.50	74.00	-15.50	61.72	-3.22	Peak	---																																																																
5	4824.00	49.93	54.00	-4.07	45.62	4.31	Average	---																																																																
6	4824.00	52.46	74.00	-21.54	48.15	4.31	Peak	---																																																																
<p>Note 1: "&gt;20dB" means spurious emission levels that exceed the level of 20 dB below the applicable limit.</p> <p>Note 2: For restricted bands, the peak measurement is fully sufficient, as the max field strength as measured with the Peak-Detector meets the AV-Limit so that the AV level does not need to be reported in addition.</p> <p>Note 3: For un-restricted bands, unwanted emissions shall be attenuated by at least 20 dB relative to the maximum measured in-band level.</p>																																																																								





# International Certification Corp.

No. 3-1, Lane 6, Wen San 3rd St., Kwei Shan Hsiang, Tao Yuan Hsien 333, Taiwan, R.O.C.  
Tel: 886-3-271-8666 Fax: 886-3-318-0155

Polarization	Horizontal	Test Freq. (MHz)	2437																																																																						
Test Configuration	1																																																																								
<div></div> <table><tr><th></th><th>Freq. MHz</th><th>Emission level dBUV/m</th><th>Limit dBUV/m</th><th>Margin dB</th><th>SA reading dBUV</th><th>Factor dB</th><th>Remark</th><th>ANT High cm</th><th>Turn Table deg</th></tr><tr><td>1</td><td>2483.50</td><td>36.73</td><td>54.00</td><td>-17.27</td><td>39.56</td><td>-2.83</td><td>Average</td><td>---</td><td>---</td></tr><tr><td>2</td><td>2483.50</td><td>47.90</td><td>74.00</td><td>-26.10</td><td>50.73</td><td>-2.83</td><td>Peak</td><td>---</td><td>---</td></tr><tr><td>3</td><td>4874.00</td><td>49.08</td><td>54.00</td><td>-4.92</td><td>44.69</td><td>4.39</td><td>Average</td><td>---</td><td>---</td></tr><tr><td>4</td><td>4874.00</td><td>52.32</td><td>74.00</td><td>-21.68</td><td>47.93</td><td>4.39</td><td>Peak</td><td>---</td><td>---</td></tr><tr><td>5</td><td>7311.00</td><td>37.86</td><td>54.00</td><td>-16.14</td><td>28.94</td><td>8.92</td><td>Average</td><td>---</td><td>---</td></tr><tr><td>6</td><td>7311.00</td><td>49.68</td><td>74.00</td><td>-24.32</td><td>40.76</td><td>8.92</td><td>Peak</td><td>---</td><td>---</td></tr></table>					Freq. MHz	Emission level dBUV/m	Limit dBUV/m	Margin dB	SA reading dBUV	Factor dB	Remark	ANT High cm	Turn Table deg	1	2483.50	36.73	54.00	-17.27	39.56	-2.83	Average	---	---	2	2483.50	47.90	74.00	-26.10	50.73	-2.83	Peak	---	---	3	4874.00	49.08	54.00	-4.92	44.69	4.39	Average	---	---	4	4874.00	52.32	74.00	-21.68	47.93	4.39	Peak	---	---	5	7311.00	37.86	54.00	-16.14	28.94	8.92	Average	---	---	6	7311.00	49.68	74.00	-24.32	40.76	8.92	Peak	---	---
	Freq. MHz	Emission level dBUV/m	Limit dBUV/m	Margin dB	SA reading dBUV	Factor dB	Remark	ANT High cm	Turn Table deg																																																																
1	2483.50	36.73	54.00	-17.27	39.56	-2.83	Average	---	---																																																																
2	2483.50	47.90	74.00	-26.10	50.73	-2.83	Peak	---	---																																																																
3	4874.00	49.08	54.00	-4.92	44.69	4.39	Average	---	---																																																																
4	4874.00	52.32	74.00	-21.68	47.93	4.39	Peak	---	---																																																																
5	7311.00	37.86	54.00	-16.14	28.94	8.92	Average	---	---																																																																
6	7311.00	49.68	74.00	-24.32	40.76	8.92	Peak	---	---																																																																
<p>Note 1: "&gt;20dB" means spurious emission levels that exceed the level of 20 dB below the applicable limit.</p> <p>Note 2: For restricted bands, the peak measurement is fully sufficient, as the max field strength as measured with the Peak-Detector meets the AV-Limit so that the AV level does not need to be reported in addition.</p> <p>Note 3: For un-restricted bands, unwanted emissions shall be attenuated by at least 20 dB relative to the maximum measured in-band level.</p>																																																																									



Polarization	Vertical			Test Freq. (MHz)			2437																																																																								
Test Configuration	1																																																																														
<div><p>Level (dBuV/m)</p><p>Frequency (MHz)</p></div> <table><tr><th></th><th>Freq. MHz</th><th>Emission level dBuV/m</th><th>Limit dBuV/m</th><th>Margin dB</th><th>SA reading dBuV</th><th>Factor dB</th><th>Remark</th><th>ANT High cm</th><th>Turn Table deg</th></tr><tr><td>1</td><td>2483.50</td><td>45.63</td><td>54.00</td><td>-8.37</td><td>48.46</td><td>-2.83</td><td>Average</td><td>---</td><td>---</td></tr><tr><td>2</td><td>2483.50</td><td>54.42</td><td>74.00</td><td>-19.58</td><td>57.25</td><td>-2.83</td><td>Peak</td><td>---</td><td>---</td></tr><tr><td>3</td><td>4874.00</td><td>52.17</td><td>54.00</td><td>-1.83</td><td>47.78</td><td>4.39</td><td>Average</td><td>---</td><td>---</td></tr><tr><td>4</td><td>4874.00</td><td>54.94</td><td>74.00</td><td>-19.06</td><td>50.55</td><td>4.39</td><td>Peak</td><td>---</td><td>---</td></tr><tr><td>5</td><td>7311.00</td><td>43.66</td><td>54.00</td><td>-10.34</td><td>34.74</td><td>8.92</td><td>Average</td><td>---</td><td>---</td></tr><tr><td>6</td><td>7311.00</td><td>52.78</td><td>74.00</td><td>-21.22</td><td>43.86</td><td>8.92</td><td>Peak</td><td>---</td><td>---</td></tr></table>											Freq. MHz	Emission level dBuV/m	Limit dBuV/m	Margin dB	SA reading dBuV	Factor dB	Remark	ANT High cm	Turn Table deg	1	2483.50	45.63	54.00	-8.37	48.46	-2.83	Average	---	---	2	2483.50	54.42	74.00	-19.58	57.25	-2.83	Peak	---	---	3	4874.00	52.17	54.00	-1.83	47.78	4.39	Average	---	---	4	4874.00	54.94	74.00	-19.06	50.55	4.39	Peak	---	---	5	7311.00	43.66	54.00	-10.34	34.74	8.92	Average	---	---	6	7311.00	52.78	74.00	-21.22	43.86	8.92	Peak	---	---
	Freq. MHz	Emission level dBuV/m	Limit dBuV/m	Margin dB	SA reading dBuV	Factor dB	Remark	ANT High cm	Turn Table deg																																																																						
1	2483.50	45.63	54.00	-8.37	48.46	-2.83	Average	---	---																																																																						
2	2483.50	54.42	74.00	-19.58	57.25	-2.83	Peak	---	---																																																																						
3	4874.00	52.17	54.00	-1.83	47.78	4.39	Average	---	---																																																																						
4	4874.00	54.94	74.00	-19.06	50.55	4.39	Peak	---	---																																																																						
5	7311.00	43.66	54.00	-10.34	34.74	8.92	Average	---	---																																																																						
6	7311.00	52.78	74.00	-21.22	43.86	8.92	Peak	---	---																																																																						
<p>Note 1: "&gt;20dB" means spurious emission levels that exceed the level of 20 dB below the applicable limit.</p> <p>Note 2: For restricted bands, the peak measurement is fully sufficient, as the max field strength as measured with the Peak-Detector meets the AV-Limit so that the AV level does not need to be reported in addition.</p> <p>Note 3: For un-restricted bands, unwanted emissions shall be attenuated by at least 20 dB relative to the maximum measured in-band level.</p>																																																																															



## International Certification Corp.

No. 3-1, Lane 6, Wen San 3rd St., Kwei Shan Hsiang, Tao Yuan Hsien 333, Taiwan, R.O.C.

Tel: 886-3-271-8666

Fax: 886-3-318-0155

Polarization	Horizontal		Test Freq. (MHz)		2462					
Test Configuration	1									
<div><div><div>Level (dBUV/m)</div><div><div><div><div><div><div></div><div></div><div></div><div></div><div></div><div></div><div></div><div></div><div></div><div></div><div></div><div></div><div></div><div></div><div></div><div></div><div></div><div></div><div></div><div></div><div></div><div></div><div></div><div></div><div></div><div></div><div></div><div></div><div></div><div></div><div></div><div></div><div></div><div></div><div></div><div></div><div></div><div></div><div></div><div></div><div></div><div></div><div></div><div></div><div></div><div></div><div></div><div></div><div></div><div></div><div></div><div></div><div></div><div></div><div></div><div></div><div></div><div></div><div></div><div></div><div></div><div></div><div></div><div></div><div></div><div></div><div></div><div></div><div></div><div></div><div></div><div></div><div></div><div></div><div></div><div></div><div></div><div></div><div></div><div></div><div></div><div></div><div></div><div></div><div></div><div></div><div></div><div></div><div></div><div></div><div></div><div></div><div></div><div></div><div></div><div></div><div></div><div></div><div></div><div></div><div></div><div></div><div></div><div></div><div></div><div></div><div></div><div></div><div></div><div></div><div></div><div></div><div></div><div></div><div></div><div></div><div></div><div></div><div></div><div></div><div></div><div></div><div></div><div></div><div></div><div></div><div></div><div></div><div></div><div></div><div></div><div></div><div></div><div></div><div></div><div></div><div></div><div></div><div></div><div></div><div></div><div></div><div></div><div></div><div></div><div></div><div></div><div></div><div></div><div></div><div></div><div></div><div></div><div></div><div></div><div></div><div></div><div></div><div></div><div></div><div></div><div></div><div></div><div></div><div></div><div></div><div></div><div></div><div></div><div></div><div></div><div></div><div></div><div></div><div></div><div></div><div></div><div></div><div></div><div></div><div></div><div></div><div></div><div></div><div></div><div></div><div></div><div></div><div></div><div></div><div></div><div></div><div></div><div></div><div></div><div></div><div></div><div></div><div></div><div></div><div></div><div></div><div></div><div></div><div></div><div></div><div></div><div></div><div></div><div></div><div></div><div></div><div></div><div></div><div></div><div></div><div></div><div></div><div></div><div></div><div></div><div></div><div></div><div></div><div></div><div></div><div></div><div></div><div></div><div></div><div></div><div></div><div></div><div></div><div></div><div></div><div></div><div></div><div></div><div></div><div></div><div></div><div></div><div></div><div></div><div></div><div></div><div></div><div></div><div></div><div></div><div></div><div></div><div></div><div></div><div></div><div></div><div></div><div></div><div></div><div></div><div></div><div></div><div></div><div></div><div></div><div></div><div></div><div></div><div></div><div></div><div></div><div></div><div></div><div></div><div></div><div></div><div></div><div></div><div></div><div></div><div></div><div></div><div></div><div></div><div></div><div></div><div></div><div></div><div></div><div></div><div></div><div></div><div></div><div></div><div></div><div></div><div></div><div></div><div></div><div></div><div></div><div></div><div></div><div></div><div></div><div></div><div></div><div></div><div></div><div></div><div></div><div></div><div></div><div></div><div></div><div></div><div></div><div></div><div></div><div></div><div></div><div></div><div></div><div></div><div></div><div></div><div></div><div></div><div></div><div></div><div></div><div></div><div></div><div></div><div></div><div></div><div></div><div></div><div></div><div></div><div></div><div></div><div></div><div></div><div></div><div></div><div></div><div></div><div></div><div></div><div></div><div></div><div></div><div></div><div></div><div></div><div></div><div></div><div></div><div></div><div></div><div></div><div></div><div></div><div></div><div></div><div></div><div></div><div></div><div></div><div></div><div></div><div></div><div></div><div></div><div></div><div></div><div></div><div></div><div></div><div></div><div></div><div></div><div></div><div></div><div></div><div></div><div></div><div></div><div></div><div></div><div></div><div></div><div></div><div></div><div></div><div></div><div></div><div></div><div></div><div></div><div></div><div></div><div></div><div></div><div></div><div></div><div></div><div></div><div></div><div></div><div></div><div></div><div></div><div></div><div></div><div></div><div></div><div></div><div></div><div></div><div></div><div></div><div></div><div></div><div></div><div></div><div></div><div></div><div></div><div></div><div></div><div></div><div></div><div></div><div></div><div></div><div></div><div></div><div></div><div></div><div></div><div></div><div></div><div></div><div></div><div></div><div></div><div></div><div></div><div></div><div></div><div></div><div></div><div></div><div></div><div></div><div></div><div></div><div></div><div></div><div></div><div></div><div></div><div></div><div></div><div></div><div></div><div></div><div></div><div></div><div></div><div></div><div></div><div></div><div></div><div></div><div></div><div></div><div></div><div></div><div></div><div></div><div></div><div></div><div></div><div></div><div></div><div></div><div></div><div></div><div></div><div></div><div></div><div></div><div></div><div></div><div></div><div></div><div></div><div></div><div></div><div></div><div></div><div></div><div></div><div></div><div></div><div></div><div></div><div></div><div></div><div></div><div></div><div></div><div></div><div></div><div></div><div></div><div></div><div></div><div></div><div></div><div></div><div></div><div></div><div></div><div></div><div></div><div></div><div></div><div></div><div></div><div></div><div></div><div></div><div></div><div></div><div></div><div></div><div></div><div></div><div></div><div></div><div></div><div></div><div></div><div></div><div></div><div></div><div></div><div></div><div></div><div></div><div></div><div></div><div></div><div></div><div></div><div></div><div></div><div></div><div></div><div></div><div></div><div></div><div></div><div></div><div></div><div></div><div></div><div></div><div></div><div></div><div></div><div></div><div></div><div></div><div></div><div></div><div></div><div></div><div></div><div></div><div></div><div></div><div></div><div></div><div></div><div></div><div></div><div></div><div></div><div></div><div></div><div></div><div></div><div></div><div></div><div></div><div></div><div></div><div></div><div></div><div></div><div></div><div></div><div></div><div></div><div></div><div></div><div></div><div></div><div></div><div></div><div></div><div></div><div></div><div></div><div></div><div></div><div></div><div></div><div></div><div></div><div></div><div></div><div></div><div></div><div></div><div></div><div></div><div></div><div></div><div></div><div></div><div></div><div></div><div></div><div></div><div></div><div></div><div></div><div></div><div></div><div></div><div></div><div></div><div></div><div></div><div></div><div></div><div></div><div></div><div></div><div></div><div></div><div></div><div></div><div></div><div></div><div></div><div></div><div></div><div></div><div></div><div></div><div></div><div></div><div></div><div></div><div></div><div></div><div></div><div></div><div></div><div></div><div></div><div></div><div></div><div></div><div></div><div></div><div></div><div></div><div></div><div></div><div></div><div></div><div></div><div></div><div></div><div></div><div></div><div></div><div></div><div></div><div></div><div></div><div></div><div></div><div></div><div></div><div></div><div></div><div></div><div></div><div></div><div></div><div></div><div></div><div></div><div></div><div></div><div></div><div></div><div></div><div></div><div></div><div></div><div></div><div></div><div></div><div></div><div></div><div></div><div></div><div></div><div></div><div></div><div></div><div></div><div></div><div></div><div></div><div></div><div></div><div></div><div></div><div></div><div></div><div></div><div></div><div></div><div></div><div></div><div></div><div></div><div></div><div></div><div></div><div></div><div></div><div></div><div></div><div></div><div></div><div></div><div></div><div></div><div></div><div></div><div></div><div></div><div></div><div></div><div></div><div></div><div></div><div></div><div></div><div></div><div></div><div></div><div></div><div></div><div></div><div></div><div></div><div></div><div></div><div></div><div></div><div></div><div></div><div></div><div></div><div></div><div></div><div></div><div></div><div></div><div></div><div></div><div></div><div></div><div></div><div></div><div></div><div></div><div></div><div></div><div></div><div></div><div></div><div></div><div></div><div></div><div></div><div></div><div></div><div></div><div></div><div></div><div></div><div></div><div></div><div></div><div></div><div></div><div></div><div></div><div></div><div></div><div></div><div></div><div></div><div></div><div></div><div></div><div></div><div></div><div></div><div></div><div></div><div></div><div></div><div></div><div></div><div></div><div></div><div></div><div></div><div></div><div></div><div></div><div></div><div></div><div></div><div></div><div></div><div></div><div></div><div></div><div></div><div></div><div></div><div></div><div></div><div></div><div></div><div></div><div></div><div></div><div></div><div></div><div></div><div></div><div></div><div></div><div></div><div></div><div></div><div></div><div></div><div></div><div></div><div></div><div></div><div></div><div></div><div></div><div></div><div></div><div></div><div></div><div></div><div></div><div></div><div></div><div></div><div></div><div></div><div></div><div></div><div></div><div></div><div></div><div></div><div></div><div></div><div></div><div></div><div></div><div></div><div></div><div></div><div></div><div></div><div></div><div></div><div></div><div></div><div></div><div></div><div></div><div></div><div></div><div></div><div></div><div></div><div></div><div></div><div></div><div></div><div></div><div></div><div></div><div></div><div></div><div></div><div></div><div></div><div></div><div></div><div></div><div></div><div></div><div></div><div></div><div></div><div></div><div></div><div></div><div></div><div></div><div></div><div></div><div></div><div></div><div></div><div></div><div></div><div></div><div></div><div></div><div></div><div></div><div></div><div></div><div></div><div></div><div></div><div></div><div></div><div></div><div></div><div></div><div></div><div></div><div></div><div></div><div></div><div></div><div></div><div></div><div></div><div></div><div></div><div></div><div></div><div></div><div></div><div></div><div></div><div></div><div></div><div></div><div></div><div></div><div></div><div></div><div></div><div></div><div></div><div></div><div></div><div></div><div></div><div></div><div></div><div></div><div></div><div></div><div></div><div></div><div></div><div></div><div></div><div></div><div></div><div></div><div></div><div></div><div></div><div></div><div></div><div></div><div></div><div></div><div></div><div></div><div></div><div></div><div></div><div></div><div></div><div></div><div></div><div></div><div></div><div></div><div></div><div></div><div></div><div></div><div></div><div></div><div></div><div></div><div></div><div></div><div></div><div></div><div></div><div></div><div></div><div></div><div></div><div></div><div></div><div></div><div></div><div></div><div></div><div></div><div></div><div></div><div></div><div></div><div></div><div></div><div></div><div></div><div></div><div></div><div></div><div></div><div></div><div></div><div></div><div></div><div></div><div></div><div></div><div></div><div></div><div></div><div></div><div></div><div></div><div></div><div></div><div></div><div></div><div></div><div></div><div></div><div></div><div></div><div></div><div></div><div></div><div></div><div></div><div></div><div></div><div></div><div></div><div></div><div></div><div></div><div></div><div></div><div></div><div></div><div></div><div></div><div></div><div></div><div></div><div></div><div></div><div></div><div></div><div></div><div></div><div></div><div></div><div></div><div></div><div></div><div></div><div></div><div></div><div></div><div></div><div></div><div></div><div></div><div></div><div></div><div></div><div></div><div></div><div></div><div></div><div></div><div></div><div></div><div></div><div></div><div></div><div></div><div></div><div></div><div></div><div></div><div></div><div></div><div></div><div></div><div></div><div></div><div></div><div></div><div></div><div></div><div></div><div></div><div></div><div></div><div></div><div></div><div></div><div></div><div></div><div></div><div></div><div></div><div></div><div></div><div></div><div></div><div></div><div></div><div></div><div></div><div></div><div></div><div></div><div></div><div></div><div></div><div></div><div></div><div></div><div></div><div></div><div></div><div></div><div></div><div></div><div></div><div></div><div></div><div></div><div></div><div></div><div></div><div></div><div></div><div></div><div></div><div></div><div></div><div></div><div></div><div></div><div></div><div></div><div></div><div></div><div></div><div></div><div></div><div></div><div></div><div></div><div></div><div></div><div>&lt;/</div></div></div></div></div></div></div></div>										



Polarization	Vertical			Test Freq. (MHz)			2462																																																																																		
Test Configuration	1																																																																																								
<div><div><div>Level (dBuV/m)</div><div><div>Frequency (MHz)</div></div><table><tr><th></th><th>Freq.</th><th>Emission level</th><th>Limit</th><th>Margin</th><th>SA reading</th><th>Factor</th><th>Remark</th><th>ANT High</th><th>Turn Table</th></tr><tr><th></th><th>MHz</th><th>dBuV/m</th><th>dBuV/m</th><th>dB</th><th>dBuV</th><th>dB</th><th></th><th>cm</th><th>deg</th></tr><tr><td>1</td><td>2483.50</td><td>52.89</td><td>54.00</td><td>-1.11</td><td>55.72</td><td>-2.83</td><td>Average</td><td>---</td><td>---</td></tr><tr><td>2</td><td>2483.50</td><td>59.02</td><td>74.00</td><td>-14.98</td><td>61.85</td><td>-2.83</td><td>Peak</td><td>---</td><td>---</td></tr><tr><td>3</td><td>4924.00</td><td>52.30</td><td>54.00</td><td>-1.70</td><td>47.82</td><td>4.48</td><td>Average</td><td>---</td><td>---</td></tr><tr><td>4</td><td>4924.00</td><td>54.56</td><td>74.00</td><td>-19.44</td><td>50.08</td><td>4.48</td><td>Peak</td><td>---</td><td>---</td></tr><tr><td>5</td><td>7386.00</td><td>41.76</td><td>54.00</td><td>-12.24</td><td>32.78</td><td>8.98</td><td>Average</td><td>---</td><td>---</td></tr><tr><td>6</td><td>7386.00</td><td>51.01</td><td>74.00</td><td>-22.99</td><td>42.03</td><td>8.98</td><td>Peak</td><td>---</td><td>---</td></tr></table></div></div>											Freq.	Emission level	Limit	Margin	SA reading	Factor	Remark	ANT High	Turn Table		MHz	dBuV/m	dBuV/m	dB	dBuV	dB		cm	deg	1	2483.50	52.89	54.00	-1.11	55.72	-2.83	Average	---	---	2	2483.50	59.02	74.00	-14.98	61.85	-2.83	Peak	---	---	3	4924.00	52.30	54.00	-1.70	47.82	4.48	Average	---	---	4	4924.00	54.56	74.00	-19.44	50.08	4.48	Peak	---	---	5	7386.00	41.76	54.00	-12.24	32.78	8.98	Average	---	---	6	7386.00	51.01	74.00	-22.99	42.03	8.98	Peak	---	---
	Freq.	Emission level	Limit	Margin	SA reading	Factor	Remark	ANT High	Turn Table																																																																																
	MHz	dBuV/m	dBuV/m	dB	dBuV	dB		cm	deg																																																																																
1	2483.50	52.89	54.00	-1.11	55.72	-2.83	Average	---	---																																																																																
2	2483.50	59.02	74.00	-14.98	61.85	-2.83	Peak	---	---																																																																																
3	4924.00	52.30	54.00	-1.70	47.82	4.48	Average	---	---																																																																																
4	4924.00	54.56	74.00	-19.44	50.08	4.48	Peak	---	---																																																																																
5	7386.00	41.76	54.00	-12.24	32.78	8.98	Average	---	---																																																																																
6	7386.00	51.01	74.00	-22.99	42.03	8.98	Peak	---	---																																																																																
<div>Note 1: "&gt;20dB" means spurious emission levels that exceed the level of 20 dB below the applicable limit.</div> <div>Note 2: For restricted bands, the peak measurement is fully sufficient, as the max field strength as measured with the Peak-Detector meets the AV-Limit so that the AV level does not need to be reported in addition.</div> <div>Note 3: For un-restricted bands, unwanted emissions shall be attenuated by at least 20 dB relative to the maximum measured in-band level.</div>																																																																																									



Polarization	Horizontal	Test Freq. (MHz)	2412						
Test Configuration	2								
<div><p>The graph displays the emission level in dBuV/m on the y-axis (ranging from 0 to 117) against frequency in MHz on the x-axis (ranging from 1000 to 25000). Two horizontal red lines represent the FCC CLASS-B limits: one at 74 dBuV/m and another at 54 dBuV/m (labeled 'FCC CLASS-B (AVG)'). Two vertical blue lines indicate measured emission levels at 2340 MHz and 2390 MHz, with values of 56.06 dBuV/m and 57.09 dBuV/m respectively. The measured levels are significantly below the 74 dBuV/m limit.</p></div>									
	Freq. MHz	Emission level dBuV/m	Limit dBuV/m	Margin dB	SA reading dBuV	Factor dB	Remark	ANT High cm	Turn Table deg
1	2340.00	45.55	54.00	-8.45	48.96	-3.41	Average	---	---
2	2340.00	56.06	74.00	-17.94	59.47	-3.41	Peak	---	---
3	2390.00	52.65	54.00	-1.35	55.87	-3.22	Average	---	---
4	2390.00	57.09	74.00	-16.91	60.31	-3.22	Peak	---	---
5	4824.00	47.15	54.00	-6.85	42.84	4.31	Average	---	---
6	4824.00	49.91	74.00	-24.09	45.60	4.31	Peak	---	---
<p>Note 1: "&gt;20dB" means spurious emission levels that exceed the level of 20 dB below the applicable limit.</p> <p>Note 2: For restricted bands, the peak measurement is fully sufficient, as the max field strength as measured with the Peak-Detector meets the AV-Limit so that the AV level does not need to be reported in addition.</p> <p>Note 3: For un-restricted bands, unwanted emissions shall be attenuated by at least 20 dB relative to the maximum measured in-band level.</p>									



Polarization	Vertical	Test Freq. (MHz)	2412																																																																												
Test Configuration	2																																																																														
<div><p>Level (dBuV/m)</p></div> <table><tr><th></th><th>Freq. MHz</th><th>Emission level dBuV/m</th><th>Limit dBuV/m</th><th>Margin dB</th><th>SA reading dBuV</th><th>Factor dB</th><th>Remark</th><th>ANT High cm</th><th>Turn Table deg</th></tr><tr><td>1</td><td>2340.00</td><td>41.99</td><td>54.00</td><td>-12.01</td><td>45.40</td><td>-3.41</td><td>Average</td><td>---</td><td>---</td></tr><tr><td>2</td><td>2340.00</td><td>52.06</td><td>74.00</td><td>-21.94</td><td>55.47</td><td>-3.41</td><td>Peak</td><td>---</td><td>---</td></tr><tr><td>3</td><td>2390.00</td><td>50.89</td><td>54.00</td><td>-3.11</td><td>54.11</td><td>-3.22</td><td>Average</td><td>---</td><td>---</td></tr><tr><td>4</td><td>2390.00</td><td>54.47</td><td>74.00</td><td>-19.53</td><td>57.69</td><td>-3.22</td><td>Peak</td><td>---</td><td>---</td></tr><tr><td>5</td><td>4824.00</td><td>48.61</td><td>54.00</td><td>-5.39</td><td>44.30</td><td>4.31</td><td>Average</td><td>---</td><td>---</td></tr><tr><td>6</td><td>4824.00</td><td>51.70</td><td>74.00</td><td>-22.30</td><td>47.39</td><td>4.31</td><td>Peak</td><td>---</td><td>---</td></tr></table>											Freq. MHz	Emission level dBuV/m	Limit dBuV/m	Margin dB	SA reading dBuV	Factor dB	Remark	ANT High cm	Turn Table deg	1	2340.00	41.99	54.00	-12.01	45.40	-3.41	Average	---	---	2	2340.00	52.06	74.00	-21.94	55.47	-3.41	Peak	---	---	3	2390.00	50.89	54.00	-3.11	54.11	-3.22	Average	---	---	4	2390.00	54.47	74.00	-19.53	57.69	-3.22	Peak	---	---	5	4824.00	48.61	54.00	-5.39	44.30	4.31	Average	---	---	6	4824.00	51.70	74.00	-22.30	47.39	4.31	Peak	---	---
	Freq. MHz	Emission level dBuV/m	Limit dBuV/m	Margin dB	SA reading dBuV	Factor dB	Remark	ANT High cm	Turn Table deg																																																																						
1	2340.00	41.99	54.00	-12.01	45.40	-3.41	Average	---	---																																																																						
2	2340.00	52.06	74.00	-21.94	55.47	-3.41	Peak	---	---																																																																						
3	2390.00	50.89	54.00	-3.11	54.11	-3.22	Average	---	---																																																																						
4	2390.00	54.47	74.00	-19.53	57.69	-3.22	Peak	---	---																																																																						
5	4824.00	48.61	54.00	-5.39	44.30	4.31	Average	---	---																																																																						
6	4824.00	51.70	74.00	-22.30	47.39	4.31	Peak	---	---																																																																						
<p>Note 1: "&gt;20dB" means spurious emission levels that exceed the level of 20 dB below the applicable limit.</p> <p>Note 2: For restricted bands, the peak measurement is fully sufficient, as the max field strength as measured with the Peak-Detector meets the AV-Limit so that the AV level does not need to be reported in addition.</p> <p>Note 3: For un-restricted bands, unwanted emissions shall be attenuated by at least 20 dB relative to the maximum measured in-band level.</p>																																																																															



# International Certification Corp.

No. 3-1, Lane 6, Wen San 3rd St., Kwei Shan Hsiang, Tao Yuan Hsien 333, Taiwan, R.O.C.  
Tel: 886-3-271-8666 Fax: 886-3-318-0155

Polarization	Horizontal	Test Freq. (MHz)	2437
Test Configuration	2		
<div><div><div>Level (dBuV/m)</div><div><div><div><div><div><div></div><div></div><div></div><div></div><div></div><div></div><div></div><div></div><div></div><div></div><div></div><div></div><div></div><div></div><div></div><div></div><div></div><div></div><div></div><div></div><div></div><div></div><div></div><div></div><div></div><div></div><div></div><div></div><div></div><div></div><div></div><div></div><div></div><div></div><div></div><div></div><div></div><div></div><div></div><div></div><div></div><div></div><div></div><div></div><div></div><div></div><div></div><div></div><div></div><div></div><div></div><div></div><div></div><div></div><div></div><div></div><div></div><div></div><div></div><div></div><div></div><div></div><div></div><div></div><div></div><div></div><div></div><div></div><div></div><div></div><div></div><div></div><div></div><div></div><div></div><div></div><div></div><div></div><div></div><div></div><div></div><div></div><div></div><div></div><div></div><div></div><div></div><div></div><div></div><div></div><div></div><div></div><div></div><div></div><div></div><div></div><div></div><div></div><div></div><div></div><div></div><div></div><div></div><div></div><div></div><div></div><div></div><div></div><div></div><div></div><div></div><div></div><div></div><div></div><div></div><div></div><div></div><div></div><div></div><div></div><div></div><div></div><div></div><div></div><div></div><div></div><div></div><div></div><div></div><div></div><div></div><div></div><div></div><div></div><div></div><div></div><div></div><div></div><div></div><div></div><div></div><div></div><div></div><div></div><div></div><div></div><div></div><div></div><div></div><div></div><div></div><div></div><div></div><div></div><div></div><div></div><div></div><div></div><div></div><div></div><div></div><div></div><div></div><div></div><div></div><div></div><div></div><div></div><div></div><div></div><div></div><div></div><div></div><div></div><div></div><div></div><div></div><div></div><div></div><div></div><div></div><div></div><div></div><div></div><div></div><div></div><div></div><div></div><div></div><div></div><div></div><div></div><div></div><div></div><div></div><div></div><div></div><div></div><div></div><div></div><div></div><div></div><div></div><div></div><div></div><div></div><div></div><div></div><div></div><div></div><div></div><div></div><div></div><div></div><div></div><div></div><div></div><div></div><div></div><div></div><div></div><div></div><div></div><div></div><div></div><div></div><div></div><div></div><div></div><div></div><div></div><div></div><div></div><div></div><div></div><div></div><div></div><div></div><div></div><div></div><div></div><div></div><div></div><div></div><div></div><div></div><div></div><div></div><div></div><div></div><div></div><div></div><div></div><div></div><div></div><div></div><div></div><div></div><div></div><div></div><div></div><div></div><div></div><div></div><div></div><div></div><div></div><div></div><div></div><div></div><div></div><div></div><div></div><div></div><div></div><div></div><div></div><div></div><div></div><div></div><div></div><div></div><div></div><div></div><div></div><div></div><div></div><div></div><div></div><div></div><div></div><div></div><div></div><div></div><div></div><div></div><div></div><div></div><div></div><div></div><div></div><div></div><div></div><div></div><div></div><div></div><div></div><div></div><div></div><div></div><div></div><div></div><div></div><div></div><div></div><div></div><div></div><div></div><div></div><div></div><div></div><div></div><div></div><div></div><div></div><div></div><div></div><div></div><div></div><div></div><div></div><div></div><div></div><div></div><div></div><div></div><div></div><div></div><div></div><div></div><div></div><div></div><div></div><div></div><div></div><div></div><div></div><div></div><div></div><div></div><div></div><div></div><div></div><div></div><div></div><div></div><div></div><div></div><div></div><div></div><div></div><div></div><div></div><div></div><div></div><div></div><div></div><div></div><div></div><div></div><div></div><div></div><div></div><div></div><div></div><div></div><div></div><div></div><div></div><div></div><div></div><div></div><div></div><div></div><div></div><div></div><div></div><div></div><div></div><div></div><div></div><div></div><div></div><div></div><div></div><div></div><div></div><div></div><div></div><div></div><div></div><div></div><div></div><div></div><div></div><div></div><div></div><div></div><div></div><div></div><div></div><div></div><div></div><div></div><div></div><div></div><div></div><div></div><div></div><div></div><div></div><div></div><div></div><div></div><div></div><div></div><div></div><div></div><div></div><div></div><div></div><div></div><div></div><div></div><div></div><div></div><div></div><div></div><div></div><div></div><div></div><div></div><div></div><div></div><div></div><div></div><div></div><div></div><div></div><div></div><div></div><div></div><div></div><div></div><div></div><div></div><div></div><div></div><div></div><div></div><div></div><div></div><div></div><div></div><div></div><div></div><div></div><div></div><div></div><div></div><div></div><div></div><div></div><div></div><div></div><div></div><div></div><div></div><div></div><div></div><div></div><div></div><div></div><div></div><div></div><div></div><div></div><div></div><div></div><div></div><div></div><div></div><div></div><div></div><div></div><div></div><div></div><div></div><div></div><div></div><div></div><div></div><div></div><div></div><div></div><div></div><div></div><div></div><div></div><div></div><div></div><div></div><div></div><div></div><div></div><div></div><div></div><div></div><div></div><div></div><div></div><div></div><div></div><div></div><div></div><div></div><div></div><div></div><div></div><div></div><div></div><div></div><div></div><div></div><div></div><div></div><div></div><div></div><div></div><div></div><div></div><div></div><div></div><div></div><div></div><div></div><div></div><div></div><div></div><div></div><div></div><div></div><div></div><div></div><div></div><div></div><div></div><div></div><div></div><div></div><div></div><div></div><div></div><div></div><div></div><div></div><div></div><div></div><div></div><div></div><div></div><div></div><div></div><div></div><div></div><div></div><div></div><div></div><div></div><div></div><div></div><div></div><div></div><div></div><div></div><div></div><div></div><div></div><div></div><div></div><div></div><div></div><div></div><div></div><div></div><div></div><div></div><div></div><div></div><div></div><div></div><div></div><div></div><div></div><div></div><div></div><div></div><div></div><div></div><div></div><div></div><div></div><div></div><div></div><div></div><div></div><div></div><div></div><div></div><div></div><div></div><div></div><div></div><div></div><div></div><div></div><div></div><div></div><div></div><div></div><div></div><div></div><div></div><div></div><div></div><div></div><div></div><div></div><div></div><div></div><div></div><div></div><div></div><div></div><div></div><div></div><div></div><div></div><div></div><div></div><div></div><div></div><div></div><div></div><div></div><div></div><div></div><div></div><div></div><div></div><div></div><div></div><div></div><div></div><div></div><div></div><div></div><div></div><div></div><div></div><div></div><div></div><div></div><div></div><div></div><div></div><div></div><div></div><div></div><div></div><div></div><div></div><div></div><div></div><div></div><div></div><div></div><div></div><div></div><div></div><div></div><div></div><div></div><div></div><div></div><div></div><div></div><div></div><div></div><div></div><div></div><div></div><div></div><div></div><div></div><div></div><div></div><div></div><div></div><div></div><div></div><div></div><div></div><div></div><div></div><div></div><div></div><div></div><div></div><div></div><div></div><div></div><div></div><div></div><div></div><div></div><div></div><div></div><div></div><div></div><div></div><div></div><div></div><div></div><div></div><div></div><div></div><div></div><div></div><div></div><div></div><div></div><div></div><div></div><div></div><div></div><div></div><div></div><div></div><div></div><div></div><div></div><div></div><div></div><div></div><div></div><div></div><div></div><div></div><div></div><div></div><div></div><div></div><div></div><div></div><div></div><div></div><div></div><div></div><div></div><div></div><div></div><div></div><div></div><div></div><div></div><div></div><div></div><div></div><div></div><div></div><div></div><div></div><div></div><div></div><div></div><div></div><div></div><div></div><div></div><div></div><div></div><div></div><div></div><div></div><div></div><div></div><div></div><div></div><div></div><div></div><div></div><div></div><div></div><div></div><div></div><div></div><div></div><div></div><div></div><div></div><div></div><div></div><div></div><div></div><div></div><div></div><div></div><div></div><div></div><div></div><div></div><div></div><div></div><div></div><div></div><div></div><div></div><div></div><div></div><div></div><div></div><div></div><div></div><div></div><div></div><div></div><div></div><div></div><div></div><div></div><div></div><div></div><div></div><div></div><div></div><div></div><div></div><div></div><div></div><div></div><div></div><div></div><div></div><div></div><div></div><div></div><div></div><div></div><div></div><div></div><div></div><div></div><div></div><div></div><div></div><div></div><div></div><div></div><div></div><div></div><div></div><div></div><div></div><div></div><div></div><div></div><div></div><div></div><div></div><div></div><div></div><div></div><div></div><div></div><div></div><div></div><div></div><div></div><div></div><div></div><div></div><div></div><div></div><div></div><div></div><div></div><div></div><div></div><div></div><div></div><div></div><div></div><div></div><div></div><div></div><div></div><div></div><div></div><div></div><div></div><div></div><div></div><div></div><div></div><div></div><div></div><div></div><div></div><div></div><div></div><div></div><div></div><div></div><div></div><div></div><div></div><div></div><div></div><div></div><div></div><div></div><div></div><div></div><div></div><div></div><div></div><div></div><div></div><div></div><div></div><div></div><div></div><div></div><div></div><div></div><div></div><div></div><div></div><div></div><div></div><div></div><div></div><div></div><div></div><div></div><div></div><div></div><div></div><div></div><div></div><div></div><div></div><div></div><div></div><div></div><div></div><div></div><div></div><div></div><div></div><div></div><div></div><div></div><div></div><div></div><div></div><div></div><div></div><div></div><div></div><div></div><div></div><div></div><div></div><div></div><div></div><div></div><div></div><div></div><div></div><div></div><div></div><div></div><div></div><div></div><div></div><div></div><div></div><div></div><div></div><div></div><div></div><div></div><div></div><div></div><div></div><div></div><div></div><div></div><div></div><div></div><div></div><div></div><div></div><div></div><div></div><div></div><div></div><div></div><div></div><div></div><div></div><div></div><div></div><div></div><div></div><div></div><div></div><div></div><div></div><div></div><div></div><div></div><div></div><div></div><div></div><div></div><div></div><div></div><div></div><div></div><div></div><div></div><div></div><div></div><div></div><div></div><div></div><div></div><div></div><div></div><div></div><div></div><div></div><div></div><div></div><div></div><div></div><div></div><div></div><div></div><div></div><div></div><div></div><div></div><div></div><div></div><div></div><div></div><div></div><div></div><div></div><div></div><div></div><div></div><div></div><div></div><div></div><div></div><div></div><div></div><div></div><div></div><div></div><div></div><div></div><div></div><div></div><div></div><div></div><div></div><div></div><div></div><div></div><div></div><div></div><div></div><div></div><div></div><div></div><div></div><div></div><div></div><div></div><div></div><div></div><div></div><div></div><div></div><div></div><div></div><div></div><div></div><div></div><div></div><div></div><div></div><div></div><div></div><div></div><div></div><div></div><div></div><div></div><div></div><div></div><div></div><div></div><div></div><div></div><div></div><div></div><div></div><div></div><div></div><div></div><div></div><div></div><div></div><div></div><div></div><div></div><div></div><div></div><div></div><div></div><div></div><div></div><div></div><div></div><div></div><div></div><div></div><div></div><div></div><div></div><div></div><div></div><div></div><div></div><div></div><div></div><div></div><div></div><div></div><div></div><div></div><div></div><div></div><div></div><div></div><div></div><div></div><div></div><div></div><div></div><div></div><div></div><div></div><div></div><div></div><div></div><div></div><div></div><div></div><div></div><div></div><div></div><div></div><div></div><div></div><div></div><div></div><div></div><div></div><div></div><div></div><div></div><div></div><div></div><div></div><div></div><div></div><div></div><div></div><div></div><div></div><div></div><div></div><div></div><div></div><div></div><div></div><div></div><div></div><div></div><div></div><div></div><div></div><div></div><div></div><div></div><div></div><div></div><div></div><div></div><div></div><div></div></div></div></div></div></div></div></div>			



## International Certification Corp.

No. 3-1, Lane 6, Wen San 3rd St., Kwei Shan Hsiang, Tao Yuan Hsien 333, Taiwan, R.O.C.

Tel: 886-3-271-8666

Fax: 886-3-318-0155

Polarization	Vertical	Test Freq. (MHz)	2437																																																																												
Test Configuration	2																																																																														
<div><p>Level (dBuV/m)</p><p>Frequency (MHz)</p></div> <table><tr><th></th><th>Freq. MHz</th><th>Emission level dBuV/m</th><th>Limit dBuV/m</th><th>Margin dB</th><th>SA reading dBuV</th><th>Factor dB</th><th>Remark</th><th>ANT High cm</th><th>Turn Table deg</th></tr><tr><td>1</td><td>2390.00</td><td>41.36</td><td>54.00</td><td>-12.64</td><td>44.58</td><td>-3.22</td><td>Average</td><td>---</td><td>---</td></tr><tr><td>2</td><td>2390.00</td><td>52.77</td><td>74.00</td><td>-21.23</td><td>55.99</td><td>-3.22</td><td>Peak</td><td>---</td><td>---</td></tr><tr><td>3</td><td>4874.00</td><td>52.91</td><td>54.00</td><td>-1.09</td><td>48.52</td><td>4.39</td><td>Average</td><td>---</td><td>---</td></tr><tr><td>4</td><td>4874.00</td><td>55.35</td><td>74.00</td><td>-18.65</td><td>50.96</td><td>4.39</td><td>Peak</td><td>---</td><td>---</td></tr><tr><td>5</td><td>7311.00</td><td>50.75</td><td>54.00</td><td>-3.25</td><td>41.83</td><td>8.92</td><td>Average</td><td>---</td><td>---</td></tr><tr><td>6</td><td>7311.00</td><td>55.96</td><td>74.00</td><td>-18.04</td><td>47.04</td><td>8.92</td><td>Peak</td><td>---</td><td>---</td></tr></table>											Freq. MHz	Emission level dBuV/m	Limit dBuV/m	Margin dB	SA reading dBuV	Factor dB	Remark	ANT High cm	Turn Table deg	1	2390.00	41.36	54.00	-12.64	44.58	-3.22	Average	---	---	2	2390.00	52.77	74.00	-21.23	55.99	-3.22	Peak	---	---	3	4874.00	52.91	54.00	-1.09	48.52	4.39	Average	---	---	4	4874.00	55.35	74.00	-18.65	50.96	4.39	Peak	---	---	5	7311.00	50.75	54.00	-3.25	41.83	8.92	Average	---	---	6	7311.00	55.96	74.00	-18.04	47.04	8.92	Peak	---	---
	Freq. MHz	Emission level dBuV/m	Limit dBuV/m	Margin dB	SA reading dBuV	Factor dB	Remark	ANT High cm	Turn Table deg																																																																						
1	2390.00	41.36	54.00	-12.64	44.58	-3.22	Average	---	---																																																																						
2	2390.00	52.77	74.00	-21.23	55.99	-3.22	Peak	---	---																																																																						
3	4874.00	52.91	54.00	-1.09	48.52	4.39	Average	---	---																																																																						
4	4874.00	55.35	74.00	-18.65	50.96	4.39	Peak	---	---																																																																						
5	7311.00	50.75	54.00	-3.25	41.83	8.92	Average	---	---																																																																						
6	7311.00	55.96	74.00	-18.04	47.04	8.92	Peak	---	---																																																																						
<p>Note 1: "&gt;20dB" means spurious emission levels that exceed the level of 20 dB below the applicable limit.</p> <p>Note 2: For restricted bands, the peak measurement is fully sufficient, as the max field strength as measured with the Peak-Detector meets the AV-Limit so that the AV level does not need to be reported in addition.</p> <p>Note 3: For un-restricted bands, unwanted emissions shall be attenuated by at least 20 dB relative to the maximum measured in-band level.</p>																																																																															





Polarization	Horizontal			Test Freq. (MHz)			2462																																																																								
Test Configuration	2																																																																														
<div><p>Level (dBuV/m)</p><p>Frequency (MHz)</p></div> <table><tr><th></th><th>Freq. MHz</th><th>Emission level dBuV/m</th><th>Limit dBuV/m</th><th>Margin dB</th><th>SA reading dBuV</th><th>Factor dB</th><th>Remark</th><th>ANT High cm</th><th>Turn Table deg</th></tr><tr><td>1</td><td>2483.50</td><td>45.28</td><td>54.00</td><td>-8.72</td><td>48.11</td><td>-2.83</td><td>Average</td><td>---</td><td>---</td></tr><tr><td>2</td><td>2483.50</td><td>51.00</td><td>74.00</td><td>-23.00</td><td>53.83</td><td>-2.83</td><td>Peak</td><td>---</td><td>---</td></tr><tr><td>3</td><td>4924.00</td><td>44.06</td><td>54.00</td><td>-9.94</td><td>39.58</td><td>4.48</td><td>Average</td><td>---</td><td>---</td></tr><tr><td>4</td><td>4924.00</td><td>48.54</td><td>74.00</td><td>-25.46</td><td>44.06</td><td>4.48</td><td>Peak</td><td>---</td><td>---</td></tr><tr><td>5</td><td>7386.00</td><td>37.87</td><td>54.00</td><td>-16.13</td><td>28.89</td><td>8.98</td><td>Average</td><td>---</td><td>---</td></tr><tr><td>6</td><td>7386.00</td><td>49.50</td><td>74.00</td><td>-24.50</td><td>40.52</td><td>8.98</td><td>Peak</td><td>---</td><td>---</td></tr></table>											Freq. MHz	Emission level dBuV/m	Limit dBuV/m	Margin dB	SA reading dBuV	Factor dB	Remark	ANT High cm	Turn Table deg	1	2483.50	45.28	54.00	-8.72	48.11	-2.83	Average	---	---	2	2483.50	51.00	74.00	-23.00	53.83	-2.83	Peak	---	---	3	4924.00	44.06	54.00	-9.94	39.58	4.48	Average	---	---	4	4924.00	48.54	74.00	-25.46	44.06	4.48	Peak	---	---	5	7386.00	37.87	54.00	-16.13	28.89	8.98	Average	---	---	6	7386.00	49.50	74.00	-24.50	40.52	8.98	Peak	---	---
	Freq. MHz	Emission level dBuV/m	Limit dBuV/m	Margin dB	SA reading dBuV	Factor dB	Remark	ANT High cm	Turn Table deg																																																																						
1	2483.50	45.28	54.00	-8.72	48.11	-2.83	Average	---	---																																																																						
2	2483.50	51.00	74.00	-23.00	53.83	-2.83	Peak	---	---																																																																						
3	4924.00	44.06	54.00	-9.94	39.58	4.48	Average	---	---																																																																						
4	4924.00	48.54	74.00	-25.46	44.06	4.48	Peak	---	---																																																																						
5	7386.00	37.87	54.00	-16.13	28.89	8.98	Average	---	---																																																																						
6	7386.00	49.50	74.00	-24.50	40.52	8.98	Peak	---	---																																																																						
<p>Note 1: "&gt;20dB" means spurious emission levels that exceed the level of 20 dB below the applicable limit.</p> <p>Note 2: For restricted bands, the peak measurement is fully sufficient, as the max field strength as measured with the Peak-Detector meets the AV-Limit so that the AV level does not need to be reported in addition.</p> <p>Note 3: For un-restricted bands, unwanted emissions shall be attenuated by at least 20 dB relative to the maximum measured in-band level.</p>																																																																															

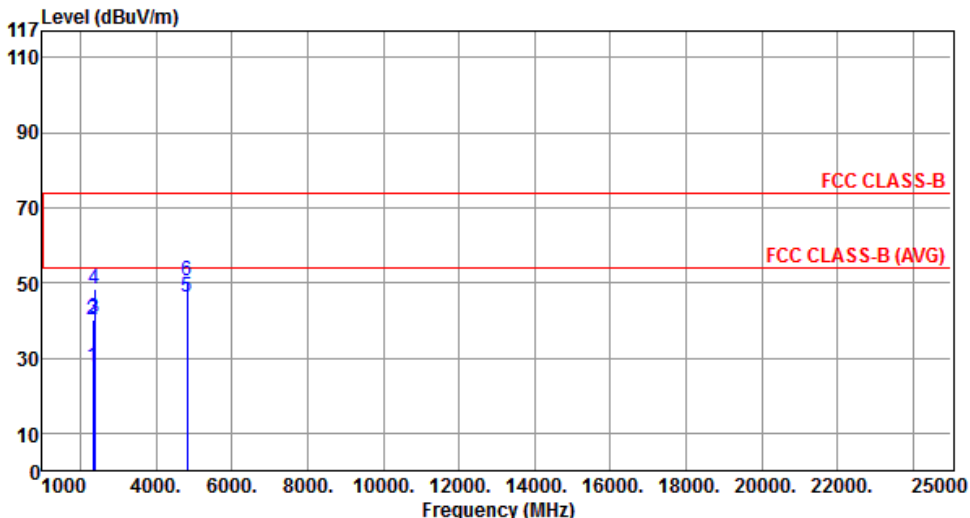


Polarization	Vertical	Test Freq. (MHz)	2462																																																																																																	
Test Configuration	2																																																																																																			
<div><div><div>Level (dBuV/m)</div><div><div>FCC CLASS-B</div><div>FCC CLASS-B (AVG)</div><div>Frequency (MHz)</div></div><table><tr><th></th><th>Freq.</th><th>Emission</th><th>Limit</th><th>Margin</th><th>SA</th><th>Factor</th><th>Remark</th><th>ANT</th><th>Turn</th></tr><tr><th></th><th>MHz</th><th>level</th><th>dBuV/m</th><th>dB</th><th>reading</th><th>dB</th><th></th><th>High</th><th>Table</th></tr><tr><th></th><th></th><th>dBuV/m</th><th></th><th></th><th>dBuV</th><th></th><th></th><th>cm</th><th>deg</th></tr><tr><td>1</td><td>2483.50</td><td>43.24</td><td>54.00</td><td>-10.76</td><td>46.07</td><td>-2.83</td><td>Average</td><td>---</td><td>---</td></tr><tr><td>2</td><td>2483.50</td><td>49.82</td><td>74.00</td><td>-24.18</td><td>52.65</td><td>-2.83</td><td>Peak</td><td>---</td><td>---</td></tr><tr><td>3</td><td>4924.00</td><td>52.79</td><td>54.00</td><td>-1.21</td><td>48.31</td><td>4.48</td><td>Average</td><td>---</td><td>---</td></tr><tr><td>4</td><td>4924.00</td><td>55.36</td><td>74.00</td><td>-18.64</td><td>50.88</td><td>4.48</td><td>Peak</td><td>---</td><td>---</td></tr><tr><td>5</td><td>7386.00</td><td>46.81</td><td>54.00</td><td>-7.19</td><td>37.83</td><td>8.98</td><td>Average</td><td>---</td><td>---</td></tr><tr><td>6</td><td>7386.00</td><td>53.60</td><td>74.00</td><td>-20.40</td><td>44.62</td><td>8.98</td><td>Peak</td><td>---</td><td>---</td></tr></table></div></div>												Freq.	Emission	Limit	Margin	SA	Factor	Remark	ANT	Turn		MHz	level	dBuV/m	dB	reading	dB		High	Table			dBuV/m			dBuV			cm	deg	1	2483.50	43.24	54.00	-10.76	46.07	-2.83	Average	---	---	2	2483.50	49.82	74.00	-24.18	52.65	-2.83	Peak	---	---	3	4924.00	52.79	54.00	-1.21	48.31	4.48	Average	---	---	4	4924.00	55.36	74.00	-18.64	50.88	4.48	Peak	---	---	5	7386.00	46.81	54.00	-7.19	37.83	8.98	Average	---	---	6	7386.00	53.60	74.00	-20.40	44.62	8.98	Peak	---	---
	Freq.	Emission	Limit	Margin	SA	Factor	Remark	ANT	Turn																																																																																											
	MHz	level	dBuV/m	dB	reading	dB		High	Table																																																																																											
		dBuV/m			dBuV			cm	deg																																																																																											
1	2483.50	43.24	54.00	-10.76	46.07	-2.83	Average	---	---																																																																																											
2	2483.50	49.82	74.00	-24.18	52.65	-2.83	Peak	---	---																																																																																											
3	4924.00	52.79	54.00	-1.21	48.31	4.48	Average	---	---																																																																																											
4	4924.00	55.36	74.00	-18.64	50.88	4.48	Peak	---	---																																																																																											
5	7386.00	46.81	54.00	-7.19	37.83	8.98	Average	---	---																																																																																											
6	7386.00	53.60	74.00	-20.40	44.62	8.98	Peak	---	---																																																																																											
<div>Note 1: "&gt;20dB" means spurious emission levels that exceed the level of 20 dB below the applicable limit.</div> <div>Note 2: For restricted bands, the peak measurement is fully sufficient, as the max field strength as measured with the Peak-Detector meets the AV-Limit so that the AV level does not need to be reported in addition.</div> <div>Note 3: For un-restricted bands, unwanted emissions shall be attenuated by at least 20 dB relative to the maximum measured in-band level.</div>																																																																																																				



Polarization	Horizontal			Test Freq. (MHz)			2412																																																																																												
Test Configuration	3																																																																																																		
<div><p>Level (dBuV/m)</p></div> <table><tr><th></th><th>Freq.</th><th>Emission</th><th>Limit</th><th>Margin</th><th>SA</th><th>Factor</th><th>Remark</th><th>ANT</th><th>Turn</th></tr><tr><th></th><th>MHz</th><th>level</th><th>dBuV/m</th><th>dB</th><th>reading</th><th>dB</th><th></th><th>High</th><th>Table</th></tr><tr><th></th><th></th><th></th><th></th><th></th><th>dBuV</th><th></th><th></th><th>cm</th><th>deg</th></tr><tr><td>1</td><td>2340.00</td><td>37.77</td><td>54.00</td><td>-16.23</td><td>41.18</td><td>-3.41</td><td>Average</td><td>---</td><td>---</td></tr><tr><td>2</td><td>2340.00</td><td>48.86</td><td>74.00</td><td>-25.14</td><td>52.27</td><td>-3.41</td><td>Peak</td><td>---</td><td>---</td></tr><tr><td>3</td><td>2390.00</td><td>51.67</td><td>54.00</td><td>-2.33</td><td>54.89</td><td>-3.22</td><td>Average</td><td>---</td><td>---</td></tr><tr><td>4</td><td>2390.00</td><td>56.75</td><td>74.00</td><td>-17.25</td><td>59.97</td><td>-3.22</td><td>Peak</td><td>---</td><td>---</td></tr><tr><td>5</td><td>4824.00</td><td>46.93</td><td>54.00</td><td>-7.07</td><td>42.62</td><td>4.31</td><td>Average</td><td>---</td><td>---</td></tr><tr><td>6</td><td>4824.00</td><td>50.99</td><td>74.00</td><td>-23.01</td><td>46.68</td><td>4.31</td><td>Peak</td><td>---</td><td>---</td></tr></table>											Freq.	Emission	Limit	Margin	SA	Factor	Remark	ANT	Turn		MHz	level	dBuV/m	dB	reading	dB		High	Table						dBuV			cm	deg	1	2340.00	37.77	54.00	-16.23	41.18	-3.41	Average	---	---	2	2340.00	48.86	74.00	-25.14	52.27	-3.41	Peak	---	---	3	2390.00	51.67	54.00	-2.33	54.89	-3.22	Average	---	---	4	2390.00	56.75	74.00	-17.25	59.97	-3.22	Peak	---	---	5	4824.00	46.93	54.00	-7.07	42.62	4.31	Average	---	---	6	4824.00	50.99	74.00	-23.01	46.68	4.31	Peak	---	---
	Freq.	Emission	Limit	Margin	SA	Factor	Remark	ANT	Turn																																																																																										
	MHz	level	dBuV/m	dB	reading	dB		High	Table																																																																																										
					dBuV			cm	deg																																																																																										
1	2340.00	37.77	54.00	-16.23	41.18	-3.41	Average	---	---																																																																																										
2	2340.00	48.86	74.00	-25.14	52.27	-3.41	Peak	---	---																																																																																										
3	2390.00	51.67	54.00	-2.33	54.89	-3.22	Average	---	---																																																																																										
4	2390.00	56.75	74.00	-17.25	59.97	-3.22	Peak	---	---																																																																																										
5	4824.00	46.93	54.00	-7.07	42.62	4.31	Average	---	---																																																																																										
6	4824.00	50.99	74.00	-23.01	46.68	4.31	Peak	---	---																																																																																										
<p>Note 1: "&gt;20dB" means spurious emission levels that exceed the level of 20 dB below the applicable limit.</p> <p>Note 2: For restricted bands, the peak measurement is fully sufficient, as the max field strength as measured with the Peak-Detector meets the AV-Limit so that the AV level does not need to be reported in addition.</p> <p>Note 3: For un-restricted bands, unwanted emissions shall be attenuated by at least 20 dB relative to the maximum measured in-band level.</p>																																																																																																			

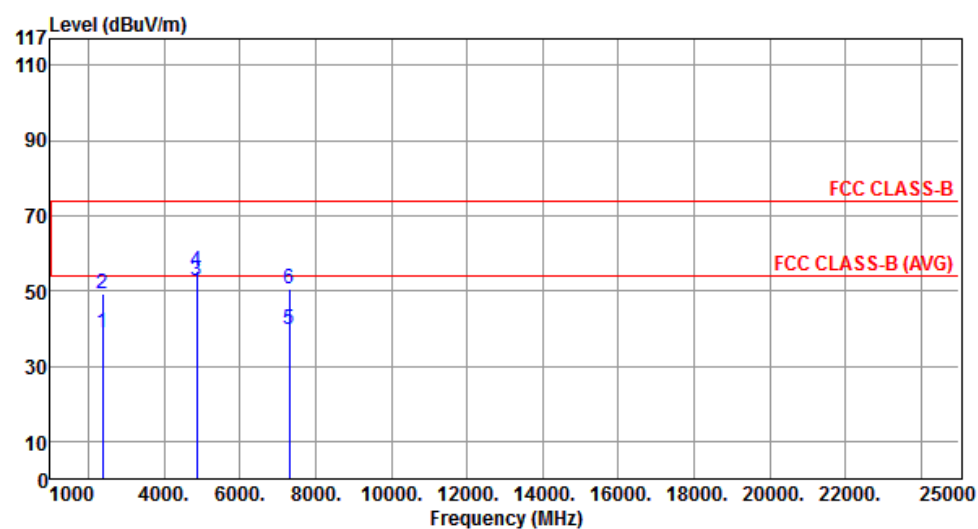


Polarization	Vertical	Test Freq. (MHz)	2412																																																																												
Test Configuration	3																																																																														
<div></div> <table><tr><th></th><th>Freq. MHz</th><th>Emission level dBuV/m</th><th>Limit dBuV/m</th><th>Margin dB</th><th>SA reading dBuV</th><th>Factor dB</th><th>Remark</th><th>ANT High cm</th><th>Turn Table deg</th></tr><tr><td>1</td><td>2340.00</td><td>27.54</td><td>54.00</td><td>-26.46</td><td>30.95</td><td>-3.41</td><td>Average</td><td>---</td><td>---</td></tr><tr><td>2</td><td>2340.00</td><td>39.94</td><td>74.00</td><td>-34.06</td><td>43.35</td><td>-3.41</td><td>Peak</td><td>---</td><td>---</td></tr><tr><td>3</td><td>2390.00</td><td>40.42</td><td>54.00</td><td>-13.58</td><td>43.64</td><td>-3.22</td><td>Average</td><td>---</td><td>---</td></tr><tr><td>4</td><td>2390.00</td><td>48.45</td><td>74.00</td><td>-25.55</td><td>51.67</td><td>-3.22</td><td>Peak</td><td>---</td><td>---</td></tr><tr><td>5</td><td>4824.00</td><td>46.00</td><td>54.00</td><td>-8.00</td><td>41.69</td><td>4.31</td><td>Average</td><td>---</td><td>---</td></tr><tr><td>6</td><td>4824.00</td><td>50.45</td><td>74.00</td><td>-23.55</td><td>46.14</td><td>4.31</td><td>Peak</td><td>---</td><td>---</td></tr></table>											Freq. MHz	Emission level dBuV/m	Limit dBuV/m	Margin dB	SA reading dBuV	Factor dB	Remark	ANT High cm	Turn Table deg	1	2340.00	27.54	54.00	-26.46	30.95	-3.41	Average	---	---	2	2340.00	39.94	74.00	-34.06	43.35	-3.41	Peak	---	---	3	2390.00	40.42	54.00	-13.58	43.64	-3.22	Average	---	---	4	2390.00	48.45	74.00	-25.55	51.67	-3.22	Peak	---	---	5	4824.00	46.00	54.00	-8.00	41.69	4.31	Average	---	---	6	4824.00	50.45	74.00	-23.55	46.14	4.31	Peak	---	---
	Freq. MHz	Emission level dBuV/m	Limit dBuV/m	Margin dB	SA reading dBuV	Factor dB	Remark	ANT High cm	Turn Table deg																																																																						
1	2340.00	27.54	54.00	-26.46	30.95	-3.41	Average	---	---																																																																						
2	2340.00	39.94	74.00	-34.06	43.35	-3.41	Peak	---	---																																																																						
3	2390.00	40.42	54.00	-13.58	43.64	-3.22	Average	---	---																																																																						
4	2390.00	48.45	74.00	-25.55	51.67	-3.22	Peak	---	---																																																																						
5	4824.00	46.00	54.00	-8.00	41.69	4.31	Average	---	---																																																																						
6	4824.00	50.45	74.00	-23.55	46.14	4.31	Peak	---	---																																																																						
<p>Note 1: "&gt;20dB" means spurious emission levels that exceed the level of 20 dB below the applicable limit.</p> <p>Note 2: For restricted bands, the peak measurement is fully sufficient, as the max field strength as measured with the Peak-Detector meets the AV-Limit so that the AV level does not need to be reported in addition.</p> <p>Note 3: For un-restricted bands, unwanted emissions shall be attenuated by at least 20 dB relative to the maximum measured in-band level.</p>																																																																															

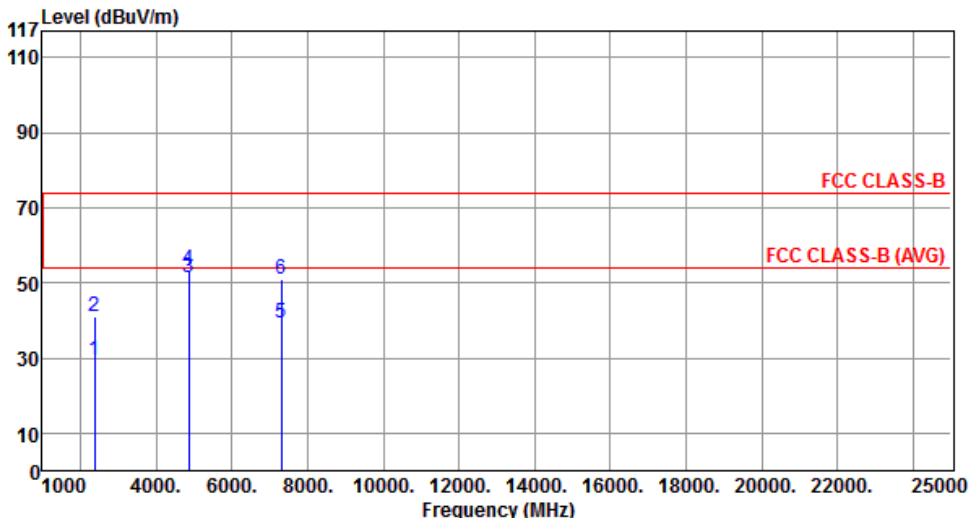


# International Certification Corp.

No. 3-1, Lane 6, Wen San 3rd St., Kwei Shan Hsiang, Tao Yuan Hsien 333, Taiwan, R.O.C.  
Tel: 886-3-271-8666 Fax: 886-3-318-0155

Polarization	Horizontal	Test Freq. (MHz)	2437																																																																						
Test Configuration	3																																																																								
<div></div> <table><tr><th></th><th>Freq. MHz</th><th>Emission level dBUV/m</th><th>Limit dBUV/m</th><th>Margin dB</th><th>SA reading dBUV</th><th>Factor dB</th><th>Remark</th><th>ANT High cm</th><th>Turn Table deg</th></tr><tr><td>1</td><td>2390.00</td><td>38.92</td><td>54.00</td><td>-15.08</td><td>42.14</td><td>-3.22</td><td>Average</td><td>---</td><td>---</td></tr><tr><td>2</td><td>2390.00</td><td>49.20</td><td>74.00</td><td>-24.80</td><td>52.42</td><td>-3.22</td><td>Peak</td><td>---</td><td>---</td></tr><tr><td>3</td><td>4874.00</td><td>52.70</td><td>54.00</td><td>-1.30</td><td>48.31</td><td>4.39</td><td>Average</td><td>---</td><td>---</td></tr><tr><td>4</td><td>4874.00</td><td>55.32</td><td>74.00</td><td>-18.68</td><td>50.93</td><td>4.39</td><td>Peak</td><td>---</td><td>---</td></tr><tr><td>5</td><td>7311.00</td><td>39.93</td><td>54.00</td><td>-14.07</td><td>31.01</td><td>8.92</td><td>Average</td><td>---</td><td>---</td></tr><tr><td>6</td><td>7311.00</td><td>50.42</td><td>74.00</td><td>-23.58</td><td>41.50</td><td>8.92</td><td>Peak</td><td>---</td><td>---</td></tr></table>					Freq. MHz	Emission level dBUV/m	Limit dBUV/m	Margin dB	SA reading dBUV	Factor dB	Remark	ANT High cm	Turn Table deg	1	2390.00	38.92	54.00	-15.08	42.14	-3.22	Average	---	---	2	2390.00	49.20	74.00	-24.80	52.42	-3.22	Peak	---	---	3	4874.00	52.70	54.00	-1.30	48.31	4.39	Average	---	---	4	4874.00	55.32	74.00	-18.68	50.93	4.39	Peak	---	---	5	7311.00	39.93	54.00	-14.07	31.01	8.92	Average	---	---	6	7311.00	50.42	74.00	-23.58	41.50	8.92	Peak	---	---
	Freq. MHz	Emission level dBUV/m	Limit dBUV/m	Margin dB	SA reading dBUV	Factor dB	Remark	ANT High cm	Turn Table deg																																																																
1	2390.00	38.92	54.00	-15.08	42.14	-3.22	Average	---	---																																																																
2	2390.00	49.20	74.00	-24.80	52.42	-3.22	Peak	---	---																																																																
3	4874.00	52.70	54.00	-1.30	48.31	4.39	Average	---	---																																																																
4	4874.00	55.32	74.00	-18.68	50.93	4.39	Peak	---	---																																																																
5	7311.00	39.93	54.00	-14.07	31.01	8.92	Average	---	---																																																																
6	7311.00	50.42	74.00	-23.58	41.50	8.92	Peak	---	---																																																																
<p>Note 1: "&gt;20dB" means spurious emission levels that exceed the level of 20 dB below the applicable limit.</p> <p>Note 2: For restricted bands, the peak measurement is fully sufficient, as the max field strength as measured with the Peak-Detector meets the AV-Limit so that the AV level does not need to be reported in addition.</p> <p>Note 3: For un-restricted bands, unwanted emissions shall be attenuated by at least 20 dB relative to the maximum measured in-band level.</p>																																																																									



Polarization	Vertical	Test Freq. (MHz)	2437																																																																						
Test Configuration	3																																																																								
<div><table><tr><th></th><th>Freq. MHz</th><th>Emission level dBUV/m</th><th>Limit dBUV/m</th><th>Margin dB</th><th>SA reading dBUV</th><th>Factor dB</th><th>Remark</th><th>ANT High cm</th><th>Turn Table deg</th></tr><tr><td>1</td><td>2390.00</td><td>29.48</td><td>54.00</td><td>-24.52</td><td>32.70</td><td>-3.22</td><td>Average</td><td>---</td><td>---</td></tr><tr><td>2</td><td>2390.00</td><td>40.80</td><td>74.00</td><td>-33.20</td><td>44.02</td><td>-3.22</td><td>Peak</td><td>---</td><td>---</td></tr><tr><td>3</td><td>4874.00</td><td>51.43</td><td>54.00</td><td>-2.57</td><td>47.04</td><td>4.39</td><td>Average</td><td>---</td><td>---</td></tr><tr><td>4</td><td>4874.00</td><td>53.74</td><td>74.00</td><td>-20.26</td><td>49.35</td><td>4.39</td><td>Peak</td><td>---</td><td>---</td></tr><tr><td>5</td><td>7311.00</td><td>39.46</td><td>54.00</td><td>-14.54</td><td>30.54</td><td>8.92</td><td>Average</td><td>---</td><td>---</td></tr><tr><td>6</td><td>7311.00</td><td>50.89</td><td>74.00</td><td>-23.11</td><td>41.97</td><td>8.92</td><td>Peak</td><td>---</td><td>---</td></tr></table></div>					Freq. MHz	Emission level dBUV/m	Limit dBUV/m	Margin dB	SA reading dBUV	Factor dB	Remark	ANT High cm	Turn Table deg	1	2390.00	29.48	54.00	-24.52	32.70	-3.22	Average	---	---	2	2390.00	40.80	74.00	-33.20	44.02	-3.22	Peak	---	---	3	4874.00	51.43	54.00	-2.57	47.04	4.39	Average	---	---	4	4874.00	53.74	74.00	-20.26	49.35	4.39	Peak	---	---	5	7311.00	39.46	54.00	-14.54	30.54	8.92	Average	---	---	6	7311.00	50.89	74.00	-23.11	41.97	8.92	Peak	---	---
	Freq. MHz	Emission level dBUV/m	Limit dBUV/m	Margin dB	SA reading dBUV	Factor dB	Remark	ANT High cm	Turn Table deg																																																																
1	2390.00	29.48	54.00	-24.52	32.70	-3.22	Average	---	---																																																																
2	2390.00	40.80	74.00	-33.20	44.02	-3.22	Peak	---	---																																																																
3	4874.00	51.43	54.00	-2.57	47.04	4.39	Average	---	---																																																																
4	4874.00	53.74	74.00	-20.26	49.35	4.39	Peak	---	---																																																																
5	7311.00	39.46	54.00	-14.54	30.54	8.92	Average	---	---																																																																
6	7311.00	50.89	74.00	-23.11	41.97	8.92	Peak	---	---																																																																
<p>Note 1: "&gt;20dB" means spurious emission levels that exceed the level of 20 dB below the applicable limit.</p> <p>Note 2: For restricted bands, the peak measurement is fully sufficient, as the max field strength as measured with the Peak-Detector meets the AV-Limit so that the AV level does not need to be reported in addition.</p> <p>Note 3: For un-restricted bands, unwanted emissions shall be attenuated by at least 20 dB relative to the maximum measured in-band level.</p>																																																																									



Polarization	Horizontal		Test Freq. (MHz)		2462				
Test Configuration	3								
<div><div><div>Level (dBuV/m)</div><div><div><div><div><div><div></div><div></div><div></div><div></div><div></div><div></div><div></div><div></div><div></div><div></div><div></div><div></div><div></div><div></div><div></div><div></div><div></div><div></div><div></div><div></div><div></div><div></div><div></div><div></div><div></div><div></div><div></div><div></div><div></div><div></div><div></div><div></div><div></div><div></div><div></div><div></div><div></div><div></div><div></div><div></div><div></div><div></div><div></div><div></div><div></div><div></div><div></div><div></div><div></div><div></div><div></div><div></div><div></div><div></div><div></div><div></div><div></div><div></div><div></div><div></div><div></div><div></div><div></div><div></div><div></div><div></div><div></div><div></div><div></div><div></div><div></div><div></div><div></div><div></div><div></div><div></div><div></div><div></div><div></div><div></div><div></div><div></div><div></div><div></div><div></div><div></div><div></div><div></div><div></div><div></div><div></div><div></div><div></div><div></div><div></div><div></div><div></div><div></div><div></div><div></div><div></div><div></div><div></div><div></div><div></div><div></div><div></div><div></div><div></div><div></div><div></div><div></div><div></div><div></div><div></div><div></div><div></div><div></div><div></div><div></div><div></div><div></div><div></div><div></div><div></div><div></div><div></div><div></div><div></div><div></div><div></div><div></div><div></div><div></div><div></div><div></div><div></div><div></div><div></div><div></div><div></div><div></div><div></div><div></div><div></div><div></div><div></div><div></div><div></div><div></div><div></div><div></div><div></div><div></div><div></div><div></div><div></div><div></div><div></div><div></div><div></div><div></div><div></div><div></div><div></div><div></div><div></div><div></div><div></div><div></div><div></div><div></div><div></div><div></div><div></div><div></div><div></div><div></div><div></div><div></div><div></div><div></div><div></div><div></div><div></div><div></div><div></div><div></div><div></div><div></div><div></div><div></div><div></div><div></div><div></div><div></div><div></div><div></div><div></div><div></div><div></div><div></div><div></div><div></div><div></div><div></div><div></div><div></div><div></div><div></div><div></div><div></div><div></div><div></div><div></div><div></div><div></div><div></div><div></div><div></div><div></div><div></div><div></div><div></div><div></div><div></div><div></div><div></div><div></div><div></div><div></div><div></div><div></div><div></div><div></div><div></div><div></div><div></div><div></div><div></div><div></div><div></div><div></div><div></div><div></div><div></div><div></div><div></div><div></div><div></div><div></div><div></div><div></div><div></div><div></div><div></div><div></div><div></div><div></div><div></div><div></div><div></div><div></div><div></div><div></div><div></div><div></div><div></div><div></div><div></div><div></div><div></div><div></div><div></div><div></div><div></div><div></div><div></div><div></div><div></div><div></div><div></div><div></div><div></div><div></div><div></div><div></div><div></div><div></div><div></div><div></div><div></div><div></div><div></div><div></div><div></div><div></div><div></div><div></div><div></div><div></div><div></div><div></div><div></div><div></div><div></div><div></div><div></div><div></div><div></div><div></div><div></div><div></div><div></div><div></div><div></div><div></div><div></div><div></div><div></div><div></div><div></div><div></div><div></div><div></div><div></div><div></div><div></div><div></div><div></div><div></div><div></div><div></div><div></div><div></div><div></div><div></div><div></div><div></div><div></div><div></div><div></div><div></div><div></div><div></div><div></div><div></div><div></div><div></div><div></div><div></div><div></div><div></div><div></div><div></div><div></div><div></div><div></div><div></div><div></div><div></div><div></div><div></div><div></div><div></div><div></div><div></div><div></div><div></div><div></div><div></div><div></div><div></div><div></div><div></div><div></div><div></div><div></div><div></div><div></div><div></div><div></div><div></div><div></div><div></div><div></div><div></div><div></div><div></div><div></div><div></div><div></div><div></div><div></div><div></div><div></div><div></div><div></div><div></div><div></div><div></div><div></div><div></div><div></div><div></div><div></div><div></div><div></div><div></div><div></div><div></div><div></div><div></div><div></div><div></div><div></div><div></div><div></div><div></div><div></div><div></div><div></div><div></div><div></div><div></div><div></div><div></div><div></div><div></div><div></div><div></div><div></div><div></div><div></div><div></div><div></div><div></div><div></div><div></div><div></div><div></div><div></div><div></div><div></div><div></div><div></div><div></div><div></div><div></div><div></div><div></div><div></div><div></div><div></div><div></div><div></div><div></div><div></div><div></div><div></div><div></div><div></div><div></div><div></div><div></div><div></div><div></div><div></div><div></div><div></div><div></div><div></div><div></div><div></div><div></div><div></div><div></div><div></div><div></div><div></div><div></div><div></div><div></div><div></div><div></div><div></div><div></div><div></div><div></div><div></div><div></div><div></div><div></div><div></div><div></div><div></div><div></div><div></div><div></div><div></div><div></div><div></div><div></div><div></div><div></div><div></div><div></div><div></div><div></div><div></div><div></div><div></div><div></div><div></div><div></div><div></div><div></div><div></div><div></div><div></div><div></div><div></div><div></div><div></div><div></div><div></div><div></div><div></div><div></div><div></div><div></div><div></div><div></div><div></div><div></div><div></div><div></div><div></div><div></div><div></div><div></div><div></div><div></div><div></div><div></div><div></div><div></div><div></div><div></div><div></div><div></div><div></div><div></div><div></div><div></div><div></div><div></div><div></div><div></div><div></div><div></div><div></div><div></div><div></div><div></div><div></div><div></div><div></div><div></div><div></div><div></div><div></div><div></div><div></div><div></div><div></div><div></div><div></div><div></div><div></div><div></div><div></div><div></div><div></div><div></div><div></div><div></div><div></div><div></div><div></div><div></div><div></div><div></div><div></div><div></div><div></div><div></div><div></div><div></div><div></div><div></div><div></div><div></div><div></div><div></div><div></div><div></div><div></div><div></div><div></div><div></div><div></div><div></div><div></div><div></div><div></div><div></div><div></div><div></div><div></div><div></div><div></div><div></div><div></div><div></div><div></div><div></div><div></div><div></div><div></div><div></div><div></div><div></div><div></div><div></div><div></div><div></div><div></div><div></div><div></div><div></div><div></div><div></div><div></div><div></div><div></div><div></div><div></div><div></div><div></div><div></div><div></div><div></div><div></div><div></div><div></div><div></div><div></div><div></div><div></div><div></div><div></div><div></div><div></div><div></div><div></div><div></div><div></div><div></div><div></div><div></div><div></div><div></div><div></div><div></div><div></div><div></div><div></div><div></div><div></div><div></div><div></div><div></div><div></div><div></div><div></div><div></div><div></div><div></div><div></div><div></div><div></div><div></div><div></div><div></div><div></div><div></div><div></div><div></div><div></div><div></div><div></div><div></div><div></div><div></div><div></div><div></div><div></div><div></div><div></div><div></div><div></div><div></div><div></div><div></div><div></div><div></div><div></div><div></div><div></div><div></div><div></div><div></div><div></div><div></div><div></div><div></div><div></div><div></div><div></div><div></div><div></div><div></div><div></div><div></div><div></div><div></div><div></div><div></div><div></div><div></div><div></div><div></div><div></div><div></div><div></div><div></div><div></div><div></div><div></div><div></div><div></div><div></div><div></div><div></div><div></div><div></div><div></div><div></div><div></div><div></div><div></div><div></div><div></div><div></div><div></div><div></div><div></div><div></div><div></div><div></div><div></div><div></div><div></div><div></div><div></div><div></div><div></div><div></div><div></div><div></div><div></div><div></div><div></div><div></div><div></div><div></div><div></div><div></div><div></div><div></div><div></div><div></div><div></div><div></div><div></div><div></div><div></div><div></div><div></div><div></div><div></div><div></div><div></div><div></div><div></div><div></div><div></div><div></div><div></div><div></div><div></div><div></div><div></div><div></div><div></div><div></div><div></div><div></div><div></div><div></div><div></div><div></div><div></div><div></div><div></div><div></div><div></div><div></div><div></div><div></div><div></div><div></div><div></div><div></div><div></div><div></div><div></div><div></div><div></div><div></div><div></div><div></div><div></div><div></div><div></div><div></div><div></div><div></div><div></div><div></div><div></div><div></div><div></div><div></div><div></div><div></div><div></div><div></div><div></div><div></div><div></div><div></div><div></div><div></div><div></div><div></div><div></div><div></div><div></div><div></div><div></div><div></div><div></div><div></div><div></div><div></div><div></div><div></div><div></div><div></div><div></div><div></div><div></div><div></div><div></div><div></div><div></div><div></div><div></div><div></div><div></div><div></div><div></div><div></div><div></div><div></div><div></div><div></div><div></div><div></div><div></div><div></div><div></div><div></div><div></div><div></div><div></div><div></div><div></div><div></div><div></div><div></div><div></div><div></div><div></div><div></div><div></div><div></div><div></div><div></div><div></div><div></div><div></div><div></div><div></div><div></div><div></div><div></div><div></div><div></div><div></div><div></div><div></div><div></div><div></div><div></div><div></div><div></div><div></div><div></div><div></div><div></div><div></div><div></div><div></div><div></div><div></div><div></div><div></div><div></div><div></div><div></div><div></div><div></div><div></div><div></div><div></div><div></div><div></div><div></div><div></div><div></div><div></div><div></div><div></div><div></div><div></div><div></div><div></div><div></div><div></div><div></div><div></div><div></div><div></div><div></div><div></div><div></div><div></div><div></div><div></div><div></div><div></div><div></div><div></div><div></div><div></div><div></div><div></div><div></div><div></div><div></div><div></div><div></div><div></div><div></div><div></div><div></div><div></div><div></div><div></div><div></div><div></div><div></div><div></div><div></div><div></div><div></div><div></div><div></div><div></div><div></div><div></div><div></div><div></div><div></div><div></div><div></div><div></div><div></div><div></div><div></div><div></div><div></div><div></div><div></div><div></div><div></div><div></div><div></div><div></div><div></div><div></div><div></div><div></div><div></div><div></div><div></div><div></div><div></div><div></div><div></div><div></div><div></div><div></div><div></div><div></div><div></div><div></div><div></div><div></div><div></div><div></div><div></div><div></div><div></div><div></div><div></div><div></div><div></div><div></div><div></div><div></div><div></div><div></div><div></div><div></div><div></div><div></div><div></div><div></div><div></div><div></div><div></div><div></div><div></div><div></div><div></div><div></div><div></div><div></div><div></div><div></div><div></div><div></div><div></div><div></div><div></div><div></div><div></div><div></div><div></div><div></div><div></div><div></div><div></div><div></div><div></div><div></div><div></div><div></div><div></div><div></div><div></div><div></div><div></div><div></div><div></div><div></div><div></div><div></div><div></div><div></div><div></div><div></div><div></div><div></div><div></div><div></div><div></div><div></div><div></div><div></div><div></div><div></div><div></div><div></div><div></div><div></div><div></div><div></div><div></div><div></div><div></div><div></div><div></div><div></div><div></div><div></div><div></div><div></div><div></div><div></div><div></div><div></div><div></div><div></div><div></div><div></div><div></div><div></div><div></div><div></div><div></div><div></div><div></div><div></div><div></div><div></div><div></div><div></div><div></div><div></div><div></div><div></div><div></div><div></div><div></div><div></div><div></div><div></div><div></div><div></div><div></div><div></div><div></div><div></div><div></div><div></div><div></div><div></div><div></div><div></div><div></div><div></div><div></div><div></div><div></div><div></div><div></div><div></div><div></div><div></div><div></div><div></div><div></div><div></div><div></div><div></div><div></div><div></div><div></div><div></div><div></div><div></div><div></div><div></div><div></div><div></div><div></div><div></div><div></div><div></div><div></div><div></div><div></div><div></div><div></div><div></div><div></div><div></div><div></div><div></div><div></div><div></div><div></div><div></div><div></div><div></div><div></div><div></div><div></div><div></div><div></div><div></div><div></div><div></div><div></div><div></div><div></div><div></div><div></div><div></div><div></div><div></div><div></div><div></div><div></div><div></div><div></div><div></div><div></div><div></div><div></div><div></div><div></div><div></div><div></div></div></div></div></div></div></div></div>									

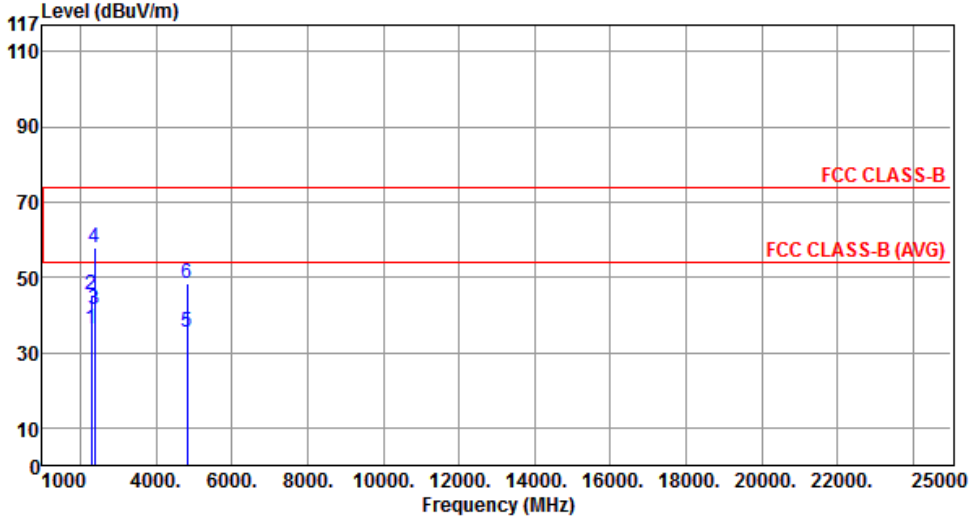


Polarization	Vertical	Test Freq. (MHz)	2462																																																																												
Test Configuration	3																																																																														
<div><div><div>Level (dBuV/m)</div><div><div>Frequency (MHz)</div></div></div><table><tr><th></th><th>Freq. MHz</th><th>Emission level dBuV/m</th><th>Limit dBuV/m</th><th>Margin dB</th><th>SA reading dBuV</th><th>Factor dB</th><th>Remark</th><th>ANT High cm</th><th>Turn Table deg</th></tr><tr><td>1</td><td>2483.50</td><td>37.31</td><td>54.00</td><td>-16.69</td><td>40.14</td><td>-2.83</td><td>Average</td><td>---</td><td>---</td></tr><tr><td>2</td><td>2483.50</td><td>46.01</td><td>74.00</td><td>-27.99</td><td>48.84</td><td>-2.83</td><td>Peak</td><td>---</td><td>---</td></tr><tr><td>3</td><td>4924.00</td><td>50.97</td><td>54.00</td><td>-3.03</td><td>46.49</td><td>4.48</td><td>Average</td><td>---</td><td>---</td></tr><tr><td>4</td><td>4924.00</td><td>53.81</td><td>74.00</td><td>-20.19</td><td>49.33</td><td>4.48</td><td>Peak</td><td>---</td><td>---</td></tr><tr><td>5</td><td>7386.00</td><td>37.81</td><td>54.00</td><td>-16.19</td><td>28.83</td><td>8.98</td><td>Average</td><td>---</td><td>---</td></tr><tr><td>6</td><td>7386.00</td><td>50.23</td><td>74.00</td><td>-23.77</td><td>41.25</td><td>8.98</td><td>Peak</td><td>---</td><td>---</td></tr></table></div>											Freq. MHz	Emission level dBuV/m	Limit dBuV/m	Margin dB	SA reading dBuV	Factor dB	Remark	ANT High cm	Turn Table deg	1	2483.50	37.31	54.00	-16.69	40.14	-2.83	Average	---	---	2	2483.50	46.01	74.00	-27.99	48.84	-2.83	Peak	---	---	3	4924.00	50.97	54.00	-3.03	46.49	4.48	Average	---	---	4	4924.00	53.81	74.00	-20.19	49.33	4.48	Peak	---	---	5	7386.00	37.81	54.00	-16.19	28.83	8.98	Average	---	---	6	7386.00	50.23	74.00	-23.77	41.25	8.98	Peak	---	---
	Freq. MHz	Emission level dBuV/m	Limit dBuV/m	Margin dB	SA reading dBuV	Factor dB	Remark	ANT High cm	Turn Table deg																																																																						
1	2483.50	37.31	54.00	-16.69	40.14	-2.83	Average	---	---																																																																						
2	2483.50	46.01	74.00	-27.99	48.84	-2.83	Peak	---	---																																																																						
3	4924.00	50.97	54.00	-3.03	46.49	4.48	Average	---	---																																																																						
4	4924.00	53.81	74.00	-20.19	49.33	4.48	Peak	---	---																																																																						
5	7386.00	37.81	54.00	-16.19	28.83	8.98	Average	---	---																																																																						
6	7386.00	50.23	74.00	-23.77	41.25	8.98	Peak	---	---																																																																						
<div>Note 1: "&gt;20dB" means spurious emission levels that exceed the level of 20 dB below the applicable limit.</div> <div>Note 2: For restricted bands, the peak measurement is fully sufficient, as the max field strength as measured with the Peak-Detector meets the AV-Limit so that the AV level does not need to be reported in addition.</div> <div>Note 3: For un-restricted bands, unwanted emissions shall be attenuated by at least 20 dB relative to the maximum measured in-band level.</div>																																																																															

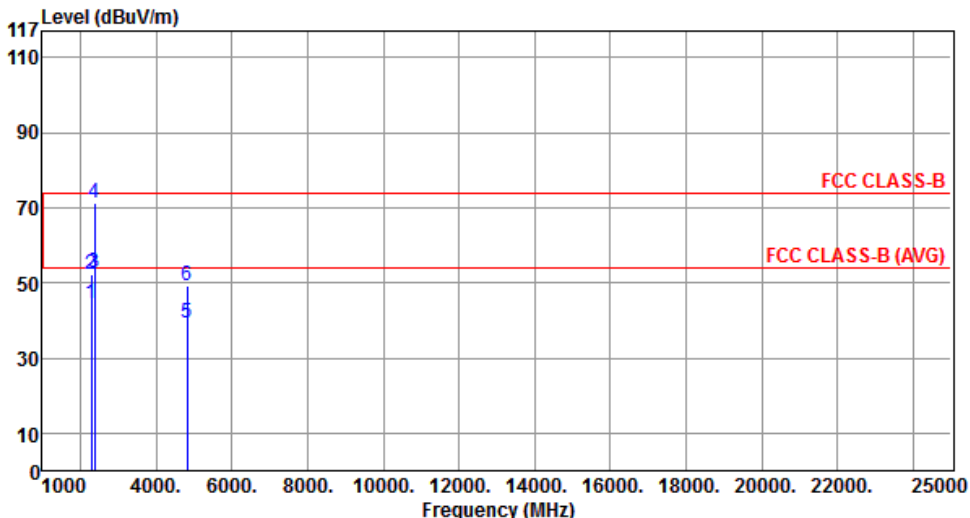




### 3.5.6 Transmitter Radiated Unwanted Emissions (Above 1GHz) for 11g

Polarization	Horizontal			Test Freq. (MHz)		2412																																																																																													
Test Configuration	1																																																																																																		
<div></div> <table><tr><th></th><th>Freq.</th><th>Emission</th><th>Limit</th><th>Margin</th><th>SA</th><th>Factor</th><th>Remark</th><th>ANT</th><th>Turn</th></tr><tr><th></th><th>MHz</th><th>level</th><th>dBuV/m</th><th>dB</th><th>reading</th><th>dB</th><th></th><th>High</th><th>Table</th></tr><tr><th></th><th></th><th></th><th></th><th></th><th>dBuV</th><th></th><th></th><th>cm</th><th>deg</th></tr><tr><td>1</td><td>2288.00</td><td>36.28</td><td>54.00</td><td>-17.72</td><td>39.89</td><td>-3.61</td><td>Average</td><td>---</td><td>---</td></tr><tr><td>2</td><td>2288.00</td><td>45.29</td><td>74.00</td><td>-28.71</td><td>48.90</td><td>-3.61</td><td>Peak</td><td>---</td><td>---</td></tr><tr><td>3</td><td>2390.00</td><td>41.38</td><td>54.00</td><td>-12.62</td><td>44.60</td><td>-3.22</td><td>Average</td><td>---</td><td>---</td></tr><tr><td>4</td><td>2390.00</td><td>57.92</td><td>74.00</td><td>-16.08</td><td>61.14</td><td>-3.22</td><td>Peak</td><td>---</td><td>---</td></tr><tr><td>5</td><td>4824.00</td><td>35.41</td><td>54.00</td><td>-18.59</td><td>31.10</td><td>4.31</td><td>Average</td><td>---</td><td>---</td></tr><tr><td>6</td><td>4824.00</td><td>48.18</td><td>74.00</td><td>-25.82</td><td>43.87</td><td>4.31</td><td>Peak</td><td>---</td><td>---</td></tr></table>											Freq.	Emission	Limit	Margin	SA	Factor	Remark	ANT	Turn		MHz	level	dBuV/m	dB	reading	dB		High	Table						dBuV			cm	deg	1	2288.00	36.28	54.00	-17.72	39.89	-3.61	Average	---	---	2	2288.00	45.29	74.00	-28.71	48.90	-3.61	Peak	---	---	3	2390.00	41.38	54.00	-12.62	44.60	-3.22	Average	---	---	4	2390.00	57.92	74.00	-16.08	61.14	-3.22	Peak	---	---	5	4824.00	35.41	54.00	-18.59	31.10	4.31	Average	---	---	6	4824.00	48.18	74.00	-25.82	43.87	4.31	Peak	---	---
	Freq.	Emission	Limit	Margin	SA	Factor	Remark	ANT	Turn																																																																																										
	MHz	level	dBuV/m	dB	reading	dB		High	Table																																																																																										
					dBuV			cm	deg																																																																																										
1	2288.00	36.28	54.00	-17.72	39.89	-3.61	Average	---	---																																																																																										
2	2288.00	45.29	74.00	-28.71	48.90	-3.61	Peak	---	---																																																																																										
3	2390.00	41.38	54.00	-12.62	44.60	-3.22	Average	---	---																																																																																										
4	2390.00	57.92	74.00	-16.08	61.14	-3.22	Peak	---	---																																																																																										
5	4824.00	35.41	54.00	-18.59	31.10	4.31	Average	---	---																																																																																										
6	4824.00	48.18	74.00	-25.82	43.87	4.31	Peak	---	---																																																																																										
<p>Note 1: "&gt;20dB" means spurious emission levels that exceed the level of 20 dB below the applicable limit.</p> <p>Note 2: For restricted bands, the peak measurement is fully sufficient, as the max field strength as measured with the Peak-Detector meets the AV-Limit so that the AV level does not need to be reported in addition.</p> <p>Note 3: For un-restricted bands, unwanted emissions shall be attenuated by at least 20 dB relative to the maximum measured in-band level.</p>																																																																																																			



Polarization	Vertical				Test Freq. (MHz)		2412																																																																								
Test Configuration	1																																																																														
<div><div><div>Level (dBuV/m)</div><div></div></div><table><tr><th></th><th>Freq. MHz</th><th>Emission level dBuV/m</th><th>Limit dBuV/m</th><th>Margin dB</th><th>SA reading dBuV</th><th>Factor dB</th><th>Remark</th><th>ANT High cm</th><th>Turn Table deg</th></tr><tr><td>1</td><td>2288.00</td><td>44.50</td><td>54.00</td><td>-9.50</td><td>48.11</td><td>-3.61</td><td>Average</td><td>---</td><td>---</td></tr><tr><td>2</td><td>2288.00</td><td>52.18</td><td>74.00</td><td>-21.82</td><td>55.79</td><td>-3.61</td><td>Peak</td><td>---</td><td>---</td></tr><tr><td>3</td><td>2390.00</td><td>52.63</td><td>54.00</td><td>-1.37</td><td>55.85</td><td>-3.22</td><td>Average</td><td>---</td><td>---</td></tr><tr><td>4</td><td>2390.00</td><td>71.05</td><td>74.00</td><td>-2.95</td><td>74.27</td><td>-3.22</td><td>Peak</td><td>---</td><td>---</td></tr><tr><td>5</td><td>4824.00</td><td>39.24</td><td>54.00</td><td>-14.76</td><td>34.93</td><td>4.31</td><td>Average</td><td>---</td><td>---</td></tr><tr><td>6</td><td>4824.00</td><td>49.17</td><td>74.00</td><td>-24.83</td><td>44.86</td><td>4.31</td><td>Peak</td><td>---</td><td>---</td></tr></table></div>											Freq. MHz	Emission level dBuV/m	Limit dBuV/m	Margin dB	SA reading dBuV	Factor dB	Remark	ANT High cm	Turn Table deg	1	2288.00	44.50	54.00	-9.50	48.11	-3.61	Average	---	---	2	2288.00	52.18	74.00	-21.82	55.79	-3.61	Peak	---	---	3	2390.00	52.63	54.00	-1.37	55.85	-3.22	Average	---	---	4	2390.00	71.05	74.00	-2.95	74.27	-3.22	Peak	---	---	5	4824.00	39.24	54.00	-14.76	34.93	4.31	Average	---	---	6	4824.00	49.17	74.00	-24.83	44.86	4.31	Peak	---	---
	Freq. MHz	Emission level dBuV/m	Limit dBuV/m	Margin dB	SA reading dBuV	Factor dB	Remark	ANT High cm	Turn Table deg																																																																						
1	2288.00	44.50	54.00	-9.50	48.11	-3.61	Average	---	---																																																																						
2	2288.00	52.18	74.00	-21.82	55.79	-3.61	Peak	---	---																																																																						
3	2390.00	52.63	54.00	-1.37	55.85	-3.22	Average	---	---																																																																						
4	2390.00	71.05	74.00	-2.95	74.27	-3.22	Peak	---	---																																																																						
5	4824.00	39.24	54.00	-14.76	34.93	4.31	Average	---	---																																																																						
6	4824.00	49.17	74.00	-24.83	44.86	4.31	Peak	---	---																																																																						
<p>Note 1: "&gt;20dB" means spurious emission levels that exceed the level of 20 dB below the applicable limit.</p> <p>Note 2: For restricted bands, the peak measurement is fully sufficient, as the max field strength as measured with the Peak-Detector meets the AV-Limit so that the AV level does not need to be reported in addition.</p> <p>Note 3: For un-restricted bands, unwanted emissions shall be attenuated by at least 20 dB relative to the maximum measured in-band level.</p>																																																																															



Polarization	Horizontal		Test Freq. (MHz)		2437																																																																																	
Test Configuration	1																																																																																					
<div><p>Level (dBuV/m)</p><p>Frequency (MHz)</p></div> <table><tr><th></th><th>Freq.</th><th>Emission level</th><th>Limit</th><th>Margin</th><th>SA reading</th><th>Factor</th><th>Remark</th><th>ANT High</th><th>Turn Table</th></tr><tr><th></th><th>MHz</th><th>dBuV/m</th><th>dBuV/m</th><th>dB</th><th>dBuV</th><th>dB</th><th></th><th>cm</th><th>deg</th></tr><tr><td>1</td><td>2483.50</td><td>42.85</td><td>54.00</td><td>-11.15</td><td>45.68</td><td>-2.83</td><td>Average</td><td>---</td><td>---</td></tr><tr><td>2</td><td>2483.50</td><td>55.87</td><td>74.00</td><td>-18.13</td><td>58.70</td><td>-2.83</td><td>Peak</td><td>---</td><td>---</td></tr><tr><td>3</td><td>4874.00</td><td>45.80</td><td>54.00</td><td>-8.20</td><td>41.41</td><td>4.39</td><td>Average</td><td>---</td><td>---</td></tr><tr><td>4</td><td>4874.00</td><td>59.07</td><td>74.00</td><td>-14.93</td><td>54.68</td><td>4.39</td><td>Peak</td><td>---</td><td>---</td></tr><tr><td>5</td><td>7311.00</td><td>36.39</td><td>54.00</td><td>-17.61</td><td>27.47</td><td>8.92</td><td>Average</td><td>---</td><td>---</td></tr><tr><td>6</td><td>7311.00</td><td>48.71</td><td>74.00</td><td>-25.29</td><td>39.79</td><td>8.92</td><td>Peak</td><td>---</td><td>---</td></tr></table>								Freq.	Emission level	Limit	Margin	SA reading	Factor	Remark	ANT High	Turn Table		MHz	dBuV/m	dBuV/m	dB	dBuV	dB		cm	deg	1	2483.50	42.85	54.00	-11.15	45.68	-2.83	Average	---	---	2	2483.50	55.87	74.00	-18.13	58.70	-2.83	Peak	---	---	3	4874.00	45.80	54.00	-8.20	41.41	4.39	Average	---	---	4	4874.00	59.07	74.00	-14.93	54.68	4.39	Peak	---	---	5	7311.00	36.39	54.00	-17.61	27.47	8.92	Average	---	---	6	7311.00	48.71	74.00	-25.29	39.79	8.92	Peak	---	---
	Freq.	Emission level	Limit	Margin	SA reading	Factor	Remark	ANT High	Turn Table																																																																													
	MHz	dBuV/m	dBuV/m	dB	dBuV	dB		cm	deg																																																																													
1	2483.50	42.85	54.00	-11.15	45.68	-2.83	Average	---	---																																																																													
2	2483.50	55.87	74.00	-18.13	58.70	-2.83	Peak	---	---																																																																													
3	4874.00	45.80	54.00	-8.20	41.41	4.39	Average	---	---																																																																													
4	4874.00	59.07	74.00	-14.93	54.68	4.39	Peak	---	---																																																																													
5	7311.00	36.39	54.00	-17.61	27.47	8.92	Average	---	---																																																																													
6	7311.00	48.71	74.00	-25.29	39.79	8.92	Peak	---	---																																																																													
<p>Note 1: "&gt;20dB" means spurious emission levels that exceed the level of 20 dB below the applicable limit.</p> <p>Note 2: For restricted bands, the peak measurement is fully sufficient, as the max field strength as measured with the Peak-Detector meets the AV-Limit so that the AV level does not need to be reported in addition.</p> <p>Note 3: For un-restricted bands, unwanted emissions shall be attenuated by at least 20 dB relative to the maximum measured in-band level.</p>																																																																																						



# International Certification Corp.

No. 3-1, Lane 6, Wen San 3rd St., Kwei Shan Hsiang, Tao Yuan Hsien 333, Taiwan, R.O.C.  
Tel: 886-3-271-8666 Fax: 886-3-318-0155

Polarization	Vertical	Test Freq. (MHz)	2437																																																																																										
Test Configuration	1																																																																																												
<div><div><div>Level (dBuV/m)</div><div><div><div><div><div><div>117</div><div>110</div><div>90</div><div>70</div><div>50</div><div>30</div><div>10</div><div>0</div></div></div><div><div><div><div><div>1000</div><div>4000</div><div>6000</div><div>8000</div><div>10000</div><div>12000</div><div>14000</div><div>16000</div><div>18000</div><div>20000</div><div>22000</div><div>25000</div></div></div><div>Frequency (MHz)</div></div></div><div><div><div><div><div>2</div><div>4</div><div>6</div></div><div><div>1</div><div>3</div><div>5</div></div></div><div><div><div><div>FCC CLASS-B</div><div>FCC CLASS-B (AVG)</div></div></div></div></div><table><tr><th></th><th>Freq.</th><th>Emission</th><th>Limit</th><th>Margin</th><th>SA</th><th>Factor</th><th>Remark</th><th>ANT</th><th>Turn</th></tr><tr><th></th><th>MHz</th><th>level</th><th></th><th></th><th>reading</th><th></th><th></th><th>High</th><th>Table</th></tr><tr><th></th><th></th><th>dBuV/m</th><th>dBuV/m</th><th>dB</th><th>dBuV</th><th>dB</th><th></th><th>cm</th><th>deg</th></tr><tr><td>1</td><td>2483.50</td><td>51.16</td><td>54.00</td><td>-2.84</td><td>53.99</td><td>-2.83</td><td>Average</td><td>---</td><td>---</td></tr><tr><td>2</td><td>2483.50</td><td>66.98</td><td>74.00</td><td>-7.02</td><td>69.81</td><td>-2.83</td><td>Peak</td><td>---</td><td>---</td></tr><tr><td>3</td><td>4874.00</td><td>47.00</td><td>54.00</td><td>-7.00</td><td>42.61</td><td>4.39</td><td>Average</td><td>---</td><td>---</td></tr><tr><td>4</td><td>4874.00</td><td>60.24</td><td>74.00</td><td>-13.76</td><td>55.85</td><td>4.39</td><td>Peak</td><td>---</td><td>---</td></tr><tr><td>5</td><td>7311.00</td><td>38.80</td><td>54.00</td><td>-15.20</td><td>29.88</td><td>8.92</td><td>Average</td><td>---</td><td>---</td></tr><tr><td>6</td><td>7311.00</td><td>51.96</td><td>74.00</td><td>-22.04</td><td>43.04</td><td>8.92</td><td>Peak</td><td>---</td><td>---</td></tr></table></div></div></div></div></div></div>					Freq.	Emission	Limit	Margin	SA	Factor	Remark	ANT	Turn		MHz	level			reading			High	Table			dBuV/m	dBuV/m	dB	dBuV	dB		cm	deg	1	2483.50	51.16	54.00	-2.84	53.99	-2.83	Average	---	---	2	2483.50	66.98	74.00	-7.02	69.81	-2.83	Peak	---	---	3	4874.00	47.00	54.00	-7.00	42.61	4.39	Average	---	---	4	4874.00	60.24	74.00	-13.76	55.85	4.39	Peak	---	---	5	7311.00	38.80	54.00	-15.20	29.88	8.92	Average	---	---	6	7311.00	51.96	74.00	-22.04	43.04	8.92	Peak	---	---
	Freq.	Emission	Limit	Margin	SA	Factor	Remark	ANT	Turn																																																																																				
	MHz	level			reading			High	Table																																																																																				
		dBuV/m	dBuV/m	dB	dBuV	dB		cm	deg																																																																																				
1	2483.50	51.16	54.00	-2.84	53.99	-2.83	Average	---	---																																																																																				
2	2483.50	66.98	74.00	-7.02	69.81	-2.83	Peak	---	---																																																																																				
3	4874.00	47.00	54.00	-7.00	42.61	4.39	Average	---	---																																																																																				
4	4874.00	60.24	74.00	-13.76	55.85	4.39	Peak	---	---																																																																																				
5	7311.00	38.80	54.00	-15.20	29.88	8.92	Average	---	---																																																																																				
6	7311.00	51.96	74.00	-22.04	43.04	8.92	Peak	---	---																																																																																				
<div><div>Note 1: "&gt;20dB" means spurious emission levels that exceed the level of 20 dB below the applicable limit.</div><div>Note 2: For restricted bands, the peak measurement is fully sufficient, as the max field strength as measured with the Peak-Detector meets the AV-Limit so that the AV level does not need to be reported in addition.</div><div>Note 3: For un-restricted bands, unwanted emissions shall be attenuated by at least 20 dB relative to the maximum measured in-band level.</div></div>																																																																																													



Polarization	Horizontal	Test Freq. (MHz)	2462																																																																						
Test Configuration	1																																																																								
<div><div><p>Level (dBuV/m)</p><p>Frequency (MHz)</p></div><table><tr><th></th><th>Freq. MHz</th><th>Emission level dBuV/m</th><th>Limit dBuV/m</th><th>Margin dB</th><th>SA reading dBuV</th><th>Factor dB</th><th>Remark</th><th>ANT High cm</th><th>Turn Table deg</th></tr><tr><td>1</td><td>2483.50</td><td>43.03</td><td>54.00</td><td>-10.97</td><td>45.86</td><td>-2.83</td><td>Average</td><td>---</td><td>---</td></tr><tr><td>2</td><td>2483.50</td><td>60.14</td><td>74.00</td><td>-13.86</td><td>62.97</td><td>-2.83</td><td>Peak</td><td>---</td><td>---</td></tr><tr><td>3</td><td>4924.00</td><td>36.58</td><td>54.00</td><td>-17.42</td><td>32.10</td><td>4.48</td><td>Average</td><td>---</td><td>---</td></tr><tr><td>4</td><td>4924.00</td><td>48.34</td><td>74.00</td><td>-25.66</td><td>43.86</td><td>4.48</td><td>Peak</td><td>---</td><td>---</td></tr><tr><td>5</td><td>7386.00</td><td>35.86</td><td>54.00</td><td>-18.14</td><td>26.88</td><td>8.98</td><td>Average</td><td>---</td><td>---</td></tr><tr><td>6</td><td>7386.00</td><td>49.20</td><td>74.00</td><td>-24.80</td><td>40.22</td><td>8.98</td><td>Peak</td><td>---</td><td>---</td></tr></table></div>					Freq. MHz	Emission level dBuV/m	Limit dBuV/m	Margin dB	SA reading dBuV	Factor dB	Remark	ANT High cm	Turn Table deg	1	2483.50	43.03	54.00	-10.97	45.86	-2.83	Average	---	---	2	2483.50	60.14	74.00	-13.86	62.97	-2.83	Peak	---	---	3	4924.00	36.58	54.00	-17.42	32.10	4.48	Average	---	---	4	4924.00	48.34	74.00	-25.66	43.86	4.48	Peak	---	---	5	7386.00	35.86	54.00	-18.14	26.88	8.98	Average	---	---	6	7386.00	49.20	74.00	-24.80	40.22	8.98	Peak	---	---
	Freq. MHz	Emission level dBuV/m	Limit dBuV/m	Margin dB	SA reading dBuV	Factor dB	Remark	ANT High cm	Turn Table deg																																																																
1	2483.50	43.03	54.00	-10.97	45.86	-2.83	Average	---	---																																																																
2	2483.50	60.14	74.00	-13.86	62.97	-2.83	Peak	---	---																																																																
3	4924.00	36.58	54.00	-17.42	32.10	4.48	Average	---	---																																																																
4	4924.00	48.34	74.00	-25.66	43.86	4.48	Peak	---	---																																																																
5	7386.00	35.86	54.00	-18.14	26.88	8.98	Average	---	---																																																																
6	7386.00	49.20	74.00	-24.80	40.22	8.98	Peak	---	---																																																																
<p>Note 1: "&gt;20dB" means spurious emission levels that exceed the level of 20 dB below the applicable limit.</p> <p>Note 2: For restricted bands, the peak measurement is fully sufficient, as the max field strength as measured with the Peak-Detector meets the AV-Limit so that the AV level does not need to be reported in addition.</p> <p>Note 3: For un-restricted bands, unwanted emissions shall be attenuated by at least 20 dB relative to the maximum measured in-band level.</p>																																																																									



Polarization	Vertical	Test Freq. (MHz)	2462																																																																												
Test Configuration	1																																																																														
<div><div><div>Level (dBuV/m)</div><div><div>Frequency (MHz)</div></div><table><tr><th></th><th>Freq. MHz</th><th>Emission level dBuV/m</th><th>Limit dBuV/m</th><th>Margin dB</th><th>SA reading dBuV</th><th>Factor dB</th><th>Remark</th><th>ANT High cm</th><th>Turn Table deg</th></tr><tr><td>1</td><td>2483.50</td><td>52.60</td><td>54.00</td><td>-1.40</td><td>55.43</td><td>-2.83</td><td>Average</td><td>---</td><td>---</td></tr><tr><td>2</td><td>2483.50</td><td>70.85</td><td>74.00</td><td>-3.15</td><td>73.68</td><td>-2.83</td><td>Peak</td><td>---</td><td>---</td></tr><tr><td>3</td><td>4924.00</td><td>42.00</td><td>54.00</td><td>-12.00</td><td>37.52</td><td>4.48</td><td>Average</td><td>---</td><td>---</td></tr><tr><td>4</td><td>4924.00</td><td>51.55</td><td>74.00</td><td>-22.45</td><td>47.07</td><td>4.48</td><td>Peak</td><td>---</td><td>---</td></tr><tr><td>5</td><td>7386.00</td><td>35.92</td><td>54.00</td><td>-18.08</td><td>26.94</td><td>8.98</td><td>Average</td><td>---</td><td>---</td></tr><tr><td>6</td><td>7386.00</td><td>50.13</td><td>74.00</td><td>-23.87</td><td>41.15</td><td>8.98</td><td>Peak</td><td>---</td><td>---</td></tr></table></div></div>											Freq. MHz	Emission level dBuV/m	Limit dBuV/m	Margin dB	SA reading dBuV	Factor dB	Remark	ANT High cm	Turn Table deg	1	2483.50	52.60	54.00	-1.40	55.43	-2.83	Average	---	---	2	2483.50	70.85	74.00	-3.15	73.68	-2.83	Peak	---	---	3	4924.00	42.00	54.00	-12.00	37.52	4.48	Average	---	---	4	4924.00	51.55	74.00	-22.45	47.07	4.48	Peak	---	---	5	7386.00	35.92	54.00	-18.08	26.94	8.98	Average	---	---	6	7386.00	50.13	74.00	-23.87	41.15	8.98	Peak	---	---
	Freq. MHz	Emission level dBuV/m	Limit dBuV/m	Margin dB	SA reading dBuV	Factor dB	Remark	ANT High cm	Turn Table deg																																																																						
1	2483.50	52.60	54.00	-1.40	55.43	-2.83	Average	---	---																																																																						
2	2483.50	70.85	74.00	-3.15	73.68	-2.83	Peak	---	---																																																																						
3	4924.00	42.00	54.00	-12.00	37.52	4.48	Average	---	---																																																																						
4	4924.00	51.55	74.00	-22.45	47.07	4.48	Peak	---	---																																																																						
5	7386.00	35.92	54.00	-18.08	26.94	8.98	Average	---	---																																																																						
6	7386.00	50.13	74.00	-23.87	41.15	8.98	Peak	---	---																																																																						
<div>Note 1: "&gt;20dB" means spurious emission levels that exceed the level of 20 dB below the applicable limit.</div> <div>Note 2: For restricted bands, the peak measurement is fully sufficient, as the max field strength as measured with the Peak-Detector meets the AV-Limit so that the AV level does not need to be reported in addition.</div> <div>Note 3: For un-restricted bands, unwanted emissions shall be attenuated by at least 20 dB relative to the maximum measured in-band level.</div>																																																																															



Polarization	Horizontal	Test Freq. (MHz)	2412																																																																						
Test Configuration	2																																																																								
<div><div><div>Level (dBUV/m)</div><div><div><div><div><div><div>117</div><div>110</div><div>90</div><div>70</div><div>50</div><div>30</div><div>10</div><div>0</div></div></div><div><div><div><div><div>4</div><div>2</div><div>6</div><div>5</div></div></div><div><div><div><div><div>1000</div><div>4000</div><div>6000</div><div>8000</div><div>10000</div><div>12000</div><div>14000</div><div>16000</div><div>18000</div><div>20000</div><div>22000</div><div>25000</div></div></div><div>Frequency (MHz)</div></div></div><div><div>FCC CLASS-B</div><div>FCC CLASS-B (AVG)</div></div></div></div><table><thead><tr><th></th><th>Freq. MHz</th><th>Emission level dBUV/m</th><th>Limit dBUV/m</th><th>Margin dB</th><th>SA reading dBUV</th><th>Factor dB</th><th>Remark</th><th>ANT High cm</th><th>Turn Table deg</th></tr></thead><tbody><tr><td>1</td><td>2340.00</td><td>45.72</td><td>54.00</td><td>-8.28</td><td>49.13</td><td>-3.41</td><td>Average</td><td>---</td><td>---</td></tr><tr><td>2</td><td>2340.00</td><td>55.36</td><td>74.00</td><td>-18.64</td><td>58.77</td><td>-3.41</td><td>Peak</td><td>---</td><td>---</td></tr><tr><td>3</td><td>2390.00</td><td>52.06</td><td>54.00</td><td>-1.94</td><td>55.28</td><td>-3.22</td><td>Average</td><td>---</td><td>---</td></tr><tr><td>4</td><td>2390.00</td><td>68.33</td><td>74.00</td><td>-5.67</td><td>71.55</td><td>-3.22</td><td>Peak</td><td>---</td><td>---</td></tr><tr><td>5</td><td>4824.00</td><td>36.28</td><td>54.00</td><td>-17.72</td><td>31.97</td><td>4.31</td><td>Average</td><td>---</td><td>---</td></tr><tr><td>6</td><td>4824.00</td><td>49.74</td><td>74.00</td><td>-24.26</td><td>45.43</td><td>4.31</td><td>Peak</td><td>---</td><td>---</td></tr></tbody></table><div><div>Note 1: "&gt;20dB" means spurious emission levels that exceed the level of 20 dB below the applicable limit.</div><div>Note 2: For restricted bands, the peak measurement is fully sufficient, as the max field strength as measured with the Peak-Detector meets the AV-Limit so that the AV level does not need to be reported in addition.</div><div>Note 3: For un-restricted bands, unwanted emissions shall be attenuated by at least 20 dB relative to the maximum measured in-band level.</div></div></div></div></div></div></div>					Freq. MHz	Emission level dBUV/m	Limit dBUV/m	Margin dB	SA reading dBUV	Factor dB	Remark	ANT High cm	Turn Table deg	1	2340.00	45.72	54.00	-8.28	49.13	-3.41	Average	---	---	2	2340.00	55.36	74.00	-18.64	58.77	-3.41	Peak	---	---	3	2390.00	52.06	54.00	-1.94	55.28	-3.22	Average	---	---	4	2390.00	68.33	74.00	-5.67	71.55	-3.22	Peak	---	---	5	4824.00	36.28	54.00	-17.72	31.97	4.31	Average	---	---	6	4824.00	49.74	74.00	-24.26	45.43	4.31	Peak	---	---
	Freq. MHz	Emission level dBUV/m	Limit dBUV/m	Margin dB	SA reading dBUV	Factor dB	Remark	ANT High cm	Turn Table deg																																																																
1	2340.00	45.72	54.00	-8.28	49.13	-3.41	Average	---	---																																																																
2	2340.00	55.36	74.00	-18.64	58.77	-3.41	Peak	---	---																																																																
3	2390.00	52.06	54.00	-1.94	55.28	-3.22	Average	---	---																																																																
4	2390.00	68.33	74.00	-5.67	71.55	-3.22	Peak	---	---																																																																
5	4824.00	36.28	54.00	-17.72	31.97	4.31	Average	---	---																																																																
6	4824.00	49.74	74.00	-24.26	45.43	4.31	Peak	---	---																																																																



Polarization	Vertical	Test Freq. (MHz)	2412																																																																																										
Test Configuration	2																																																																																												
<div><div><div>Level (dBUV/m)</div><div><div><div><div><div><div>117</div><div>110</div><div>90</div><div>70</div><div>50</div><div>30</div><div>10</div><div>0</div></div></div><div><div><div><div><div>1000</div><div>4000</div><div>6000</div><div>8000</div><div>10000</div><div>12000</div><div>14000</div><div>16000</div><div>18000</div><div>20000</div><div>22000</div><div>25000</div></div></div><div>Frequency (MHz)</div></div></div><div><div><div><div><div>4</div><div>2</div><div>3</div><div>2</div><div>6</div><div>5</div></div></div><div><div><div><div><div>FCC CLASS-B</div><div>FCC CLASS-B (AVG)</div></div></div></div></div></div><table><tr><th></th><th>Freq.</th><th>Emission</th><th>Limit</th><th>Margin</th><th>SA</th><th>Factor</th><th>Remark</th><th>ANT</th><th>Turn</th></tr><tr><th></th><th>MHz</th><th>level</th><th></th><th></th><th>reading</th><th></th><th></th><th>High</th><th>Table</th></tr><tr><th></th><th></th><th>dBuV/m</th><th>dBuV/m</th><th>dB</th><th>dBuV</th><th>dB</th><th></th><th>cm</th><th>deg</th></tr><tr><td>1</td><td>2340.00</td><td>42.12</td><td>54.00</td><td>-11.88</td><td>45.53</td><td>-3.41</td><td>Average</td><td>---</td><td>---</td></tr><tr><td>2</td><td>2340.00</td><td>52.33</td><td>74.00</td><td>-21.67</td><td>55.74</td><td>-3.41</td><td>Peak</td><td>---</td><td>---</td></tr><tr><td>3</td><td>2390.00</td><td>47.94</td><td>54.00</td><td>-6.06</td><td>51.16</td><td>-3.22</td><td>Average</td><td>---</td><td>---</td></tr><tr><td>4</td><td>2390.00</td><td>65.23</td><td>74.00</td><td>-8.77</td><td>68.45</td><td>-3.22</td><td>Peak</td><td>---</td><td>---</td></tr><tr><td>5</td><td>4824.00</td><td>37.64</td><td>54.00</td><td>-16.36</td><td>33.33</td><td>4.31</td><td>Average</td><td>---</td><td>---</td></tr><tr><td>6</td><td>4824.00</td><td>51.46</td><td>74.00</td><td>-22.54</td><td>47.15</td><td>4.31</td><td>Peak</td><td>---</td><td>---</td></tr></table></div></div></div></div></div></div>					Freq.	Emission	Limit	Margin	SA	Factor	Remark	ANT	Turn		MHz	level			reading			High	Table			dBuV/m	dBuV/m	dB	dBuV	dB		cm	deg	1	2340.00	42.12	54.00	-11.88	45.53	-3.41	Average	---	---	2	2340.00	52.33	74.00	-21.67	55.74	-3.41	Peak	---	---	3	2390.00	47.94	54.00	-6.06	51.16	-3.22	Average	---	---	4	2390.00	65.23	74.00	-8.77	68.45	-3.22	Peak	---	---	5	4824.00	37.64	54.00	-16.36	33.33	4.31	Average	---	---	6	4824.00	51.46	74.00	-22.54	47.15	4.31	Peak	---	---
	Freq.	Emission	Limit	Margin	SA	Factor	Remark	ANT	Turn																																																																																				
	MHz	level			reading			High	Table																																																																																				
		dBuV/m	dBuV/m	dB	dBuV	dB		cm	deg																																																																																				
1	2340.00	42.12	54.00	-11.88	45.53	-3.41	Average	---	---																																																																																				
2	2340.00	52.33	74.00	-21.67	55.74	-3.41	Peak	---	---																																																																																				
3	2390.00	47.94	54.00	-6.06	51.16	-3.22	Average	---	---																																																																																				
4	2390.00	65.23	74.00	-8.77	68.45	-3.22	Peak	---	---																																																																																				
5	4824.00	37.64	54.00	-16.36	33.33	4.31	Average	---	---																																																																																				
6	4824.00	51.46	74.00	-22.54	47.15	4.31	Peak	---	---																																																																																				
<div><div>Note 1: "&gt;20dB" means spurious emission levels that exceed the level of 20 dB below the applicable limit.</div><div>Note 2: For restricted bands, the peak measurement is fully sufficient, as the max field strength as measured with the Peak-Detector meets the AV-Limit so that the AV level does not need to be reported in addition.</div><div>Note 3: For un-restricted bands, unwanted emissions shall be attenuated by at least 20 dB relative to the maximum measured in-band level.</div></div>																																																																																													





Polarization	Horizontal	Test Freq. (MHz)	2437																																																																						
Test Configuration	2																																																																								
<div><p>Level (dBuV/m)</p><p>Frequency (MHz)</p></div> <table><tr><th></th><th>Freq. MHz</th><th>Emission level dBuV/m</th><th>Limit dBuV/m</th><th>Margin dB</th><th>SA reading dBuV</th><th>Factor dB</th><th>Remark</th><th>ANT High cm</th><th>Turn Table deg</th></tr><tr><td>1</td><td>2390.00</td><td>48.65</td><td>54.00</td><td>-5.35</td><td>51.87</td><td>-3.22</td><td>Average</td><td>---</td><td>---</td></tr><tr><td>2</td><td>2390.00</td><td>63.96</td><td>74.00</td><td>-10.04</td><td>67.18</td><td>-3.22</td><td>Peak</td><td>---</td><td>---</td></tr><tr><td>3</td><td>4874.00</td><td>44.02</td><td>54.00</td><td>-9.98</td><td>39.63</td><td>4.39</td><td>Average</td><td>---</td><td>---</td></tr><tr><td>4</td><td>4874.00</td><td>59.26</td><td>74.00</td><td>-14.74</td><td>54.87</td><td>4.39</td><td>Peak</td><td>---</td><td>---</td></tr><tr><td>5</td><td>7311.00</td><td>43.50</td><td>54.00</td><td>-10.50</td><td>34.58</td><td>8.92</td><td>Average</td><td>---</td><td>---</td></tr><tr><td>6</td><td>7311.00</td><td>55.12</td><td>74.00</td><td>-18.88</td><td>46.20</td><td>8.92</td><td>Peak</td><td>---</td><td>---</td></tr></table>					Freq. MHz	Emission level dBuV/m	Limit dBuV/m	Margin dB	SA reading dBuV	Factor dB	Remark	ANT High cm	Turn Table deg	1	2390.00	48.65	54.00	-5.35	51.87	-3.22	Average	---	---	2	2390.00	63.96	74.00	-10.04	67.18	-3.22	Peak	---	---	3	4874.00	44.02	54.00	-9.98	39.63	4.39	Average	---	---	4	4874.00	59.26	74.00	-14.74	54.87	4.39	Peak	---	---	5	7311.00	43.50	54.00	-10.50	34.58	8.92	Average	---	---	6	7311.00	55.12	74.00	-18.88	46.20	8.92	Peak	---	---
	Freq. MHz	Emission level dBuV/m	Limit dBuV/m	Margin dB	SA reading dBuV	Factor dB	Remark	ANT High cm	Turn Table deg																																																																
1	2390.00	48.65	54.00	-5.35	51.87	-3.22	Average	---	---																																																																
2	2390.00	63.96	74.00	-10.04	67.18	-3.22	Peak	---	---																																																																
3	4874.00	44.02	54.00	-9.98	39.63	4.39	Average	---	---																																																																
4	4874.00	59.26	74.00	-14.74	54.87	4.39	Peak	---	---																																																																
5	7311.00	43.50	54.00	-10.50	34.58	8.92	Average	---	---																																																																
6	7311.00	55.12	74.00	-18.88	46.20	8.92	Peak	---	---																																																																
<p>Note 1: "&gt;20dB" means spurious emission levels that exceed the level of 20 dB below the applicable limit.</p> <p>Note 2: For restricted bands, the peak measurement is fully sufficient, as the max field strength as measured with the Peak-Detector meets the AV-Limit so that the AV level does not need to be reported in addition.</p> <p>Note 3: For un-restricted bands, unwanted emissions shall be attenuated by at least 20 dB relative to the maximum measured in-band level.</p>																																																																									



## International Certification Corp.

No. 3-1, Lane 6, Wen San 3rd St., Kwei Shan Hsiang, Tao Yuan Hsien 333, Taiwan, R.O.C.

Tel: 886-3-271-8666

Fax: 886-3-318-0155

Polarization	Vertical	Test Freq. (MHz)	2437																																																																																						
Test Configuration	2																																																																																								
<div><p>Level (dBuV/m)</p><p>Frequency (MHz)</p></div> <table><tr><th></th><th>Freq.</th><th>Emission level</th><th>Limit</th><th>Margin</th><th>SA reading</th><th>Factor</th><th>Remark</th><th>ANT High</th><th>Turn Table</th></tr><tr><th></th><th>MHz</th><th>dBuV/m</th><th>dBuV/m</th><th>dB</th><th>dBuV</th><th>dB</th><th></th><th>cm</th><th>deg</th></tr><tr><td>1</td><td>2390.00</td><td>46.48</td><td>54.00</td><td>-7.52</td><td>49.70</td><td>-3.22</td><td>Average</td><td>---</td><td>---</td></tr><tr><td>2</td><td>2390.00</td><td>60.99</td><td>74.00</td><td>-13.01</td><td>64.21</td><td>-3.22</td><td>Peak</td><td>---</td><td>---</td></tr><tr><td>3</td><td>4874.00</td><td>47.49</td><td>54.00</td><td>-6.51</td><td>43.10</td><td>4.39</td><td>Average</td><td>---</td><td>---</td></tr><tr><td>4</td><td>4874.00</td><td>61.17</td><td>74.00</td><td>-12.83</td><td>56.78</td><td>4.39</td><td>Peak</td><td>---</td><td>---</td></tr><tr><td>5</td><td>7311.00</td><td>41.39</td><td>54.00</td><td>-12.61</td><td>32.47</td><td>8.92</td><td>Average</td><td>---</td><td>---</td></tr><tr><td>6</td><td>7311.00</td><td>55.02</td><td>74.00</td><td>-18.98</td><td>46.10</td><td>8.92</td><td>Peak</td><td>---</td><td>---</td></tr></table>											Freq.	Emission level	Limit	Margin	SA reading	Factor	Remark	ANT High	Turn Table		MHz	dBuV/m	dBuV/m	dB	dBuV	dB		cm	deg	1	2390.00	46.48	54.00	-7.52	49.70	-3.22	Average	---	---	2	2390.00	60.99	74.00	-13.01	64.21	-3.22	Peak	---	---	3	4874.00	47.49	54.00	-6.51	43.10	4.39	Average	---	---	4	4874.00	61.17	74.00	-12.83	56.78	4.39	Peak	---	---	5	7311.00	41.39	54.00	-12.61	32.47	8.92	Average	---	---	6	7311.00	55.02	74.00	-18.98	46.10	8.92	Peak	---	---
	Freq.	Emission level	Limit	Margin	SA reading	Factor	Remark	ANT High	Turn Table																																																																																
	MHz	dBuV/m	dBuV/m	dB	dBuV	dB		cm	deg																																																																																
1	2390.00	46.48	54.00	-7.52	49.70	-3.22	Average	---	---																																																																																
2	2390.00	60.99	74.00	-13.01	64.21	-3.22	Peak	---	---																																																																																
3	4874.00	47.49	54.00	-6.51	43.10	4.39	Average	---	---																																																																																
4	4874.00	61.17	74.00	-12.83	56.78	4.39	Peak	---	---																																																																																
5	7311.00	41.39	54.00	-12.61	32.47	8.92	Average	---	---																																																																																
6	7311.00	55.02	74.00	-18.98	46.10	8.92	Peak	---	---																																																																																
<p>Note 1: "&gt;20dB" means spurious emission levels that exceed the level of 20 dB below the applicable limit.</p> <p>Note 2: For restricted bands, the peak measurement is fully sufficient, as the max field strength as measured with the Peak-Detector meets the AV-Limit so that the AV level does not need to be reported in addition.</p> <p>Note 3: For un-restricted bands, unwanted emissions shall be attenuated by at least 20 dB relative to the maximum measured in-band level.</p>																																																																																									



## International Certification Corp.

No. 3-1, Lane 6, Wen San 3rd St., Kwei Shan Hsiang, Tao Yuan Hsien 333, Taiwan, R.O.C.

Tel: 886-3-271-8666

Fax: 886-3-318-0155

Polarization	Horizontal		Test Freq. (MHz)		2462																																																																																														
Test Configuration	2																																																																																																		
<div><p>Level (dBUV/m)</p></div> <table><tr><th></th><th>Freq.</th><th>Emission</th><th>Limit</th><th>Margin</th><th>SA</th><th>Factor</th><th>Remark</th><th>ANT</th><th>Turn</th></tr><tr><th></th><th>MHz</th><th>level</th><th>dBUV/m</th><th>dB</th><th>reading</th><th>dB</th><th></th><th>High</th><th>Table</th></tr><tr><th></th><th></th><th></th><th></th><th></th><th>dBUV</th><th></th><th></th><th>cm</th><th>deg</th></tr><tr><td>1</td><td>2483.50</td><td>47.64</td><td>54.00</td><td>-6.36</td><td>50.47</td><td>-2.83</td><td>Average</td><td>---</td><td>---</td></tr><tr><td>2</td><td>2483.50</td><td>66.16</td><td>74.00</td><td>-7.84</td><td>68.99</td><td>-2.83</td><td>Peak</td><td>---</td><td>---</td></tr><tr><td>3</td><td>4924.00</td><td>34.40</td><td>54.00</td><td>-19.60</td><td>29.92</td><td>4.48</td><td>Average</td><td>---</td><td>---</td></tr><tr><td>4</td><td>4924.00</td><td>48.06</td><td>74.00</td><td>-25.94</td><td>43.58</td><td>4.48</td><td>Peak</td><td>---</td><td>---</td></tr><tr><td>5</td><td>7386.00</td><td>36.51</td><td>54.00</td><td>-17.49</td><td>27.53</td><td>8.98</td><td>Average</td><td>---</td><td>---</td></tr><tr><td>6</td><td>7386.00</td><td>50.76</td><td>74.00</td><td>-23.24</td><td>41.78</td><td>8.98</td><td>Peak</td><td>---</td><td>---</td></tr></table>											Freq.	Emission	Limit	Margin	SA	Factor	Remark	ANT	Turn		MHz	level	dBUV/m	dB	reading	dB		High	Table						dBUV			cm	deg	1	2483.50	47.64	54.00	-6.36	50.47	-2.83	Average	---	---	2	2483.50	66.16	74.00	-7.84	68.99	-2.83	Peak	---	---	3	4924.00	34.40	54.00	-19.60	29.92	4.48	Average	---	---	4	4924.00	48.06	74.00	-25.94	43.58	4.48	Peak	---	---	5	7386.00	36.51	54.00	-17.49	27.53	8.98	Average	---	---	6	7386.00	50.76	74.00	-23.24	41.78	8.98	Peak	---	---
	Freq.	Emission	Limit	Margin	SA	Factor	Remark	ANT	Turn																																																																																										
	MHz	level	dBUV/m	dB	reading	dB		High	Table																																																																																										
					dBUV			cm	deg																																																																																										
1	2483.50	47.64	54.00	-6.36	50.47	-2.83	Average	---	---																																																																																										
2	2483.50	66.16	74.00	-7.84	68.99	-2.83	Peak	---	---																																																																																										
3	4924.00	34.40	54.00	-19.60	29.92	4.48	Average	---	---																																																																																										
4	4924.00	48.06	74.00	-25.94	43.58	4.48	Peak	---	---																																																																																										
5	7386.00	36.51	54.00	-17.49	27.53	8.98	Average	---	---																																																																																										
6	7386.00	50.76	74.00	-23.24	41.78	8.98	Peak	---	---																																																																																										
<p>Note 1: "&gt;20dB" means spurious emission levels that exceed the level of 20 dB below the applicable limit.</p> <p>Note 2: For restricted bands, the peak measurement is fully sufficient, as the max field strength as measured with the Peak-Detector meets the AV-Limit so that the AV level does not need to be reported in addition.</p> <p>Note 3: For un-restricted bands, unwanted emissions shall be attenuated by at least 20 dB relative to the maximum measured in-band level.</p>																																																																																																			

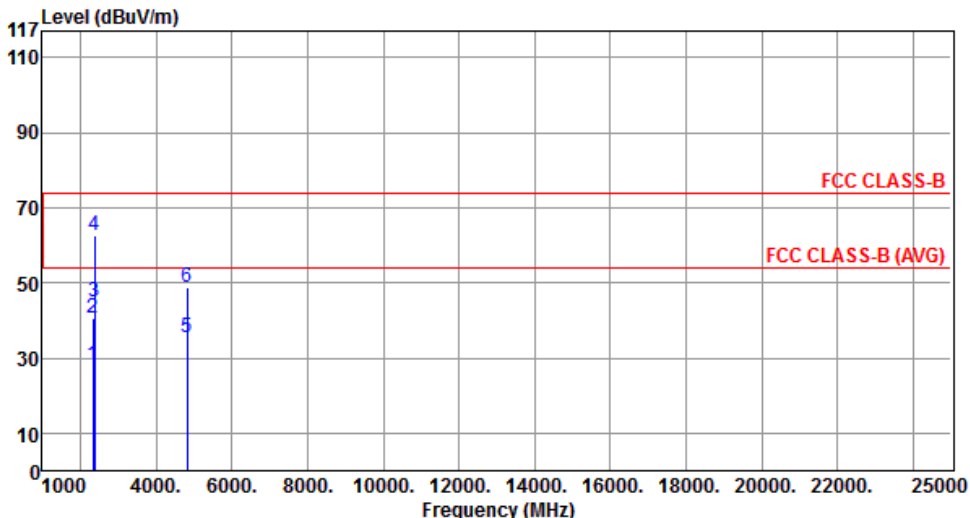


Polarization	Vertical	Test Freq. (MHz)	2462																																																																																																
Test Configuration	2																																																																																																		
<div><p>Level (dBuV/m)</p><p>FCC CLASS-B</p><p>FCC CLASS-B (AVG)</p><p>Frequency (MHz)</p></div> <table><tr><th></th><th>Freq.</th><th>Emission</th><th>Limit</th><th>Margin</th><th>SA</th><th>Factor</th><th>Remark</th><th>ANT</th><th>Turn</th></tr><tr><th></th><th>MHz</th><th>level</th><th></th><th></th><th>reading</th><th></th><th></th><th>High</th><th>Table</th></tr><tr><th></th><th></th><th>dBuV/m</th><th>dBuV/m</th><th>dB</th><th>dBuV</th><th>dB</th><th></th><th>cm</th><th>deg</th></tr><tr><td>1</td><td>2483.50</td><td>47.74</td><td>54.00</td><td>-6.26</td><td>50.57</td><td>-2.83</td><td>Average</td><td>---</td><td>---</td></tr><tr><td>2</td><td>2483.50</td><td>67.16</td><td>74.00</td><td>-6.84</td><td>69.99</td><td>-2.83</td><td>Peak</td><td>---</td><td>---</td></tr><tr><td>3</td><td>4924.00</td><td>36.90</td><td>54.00</td><td>-17.10</td><td>32.42</td><td>4.48</td><td>Average</td><td>---</td><td>---</td></tr><tr><td>4</td><td>4924.00</td><td>48.19</td><td>74.00</td><td>-25.81</td><td>43.71</td><td>4.48</td><td>Peak</td><td>---</td><td>---</td></tr><tr><td>5</td><td>7386.00</td><td>39.27</td><td>54.00</td><td>-14.73</td><td>30.29</td><td>8.98</td><td>Average</td><td>---</td><td>---</td></tr><tr><td>6</td><td>7386.00</td><td>52.49</td><td>74.00</td><td>-21.51</td><td>43.51</td><td>8.98</td><td>Peak</td><td>---</td><td>---</td></tr></table>											Freq.	Emission	Limit	Margin	SA	Factor	Remark	ANT	Turn		MHz	level			reading			High	Table			dBuV/m	dBuV/m	dB	dBuV	dB		cm	deg	1	2483.50	47.74	54.00	-6.26	50.57	-2.83	Average	---	---	2	2483.50	67.16	74.00	-6.84	69.99	-2.83	Peak	---	---	3	4924.00	36.90	54.00	-17.10	32.42	4.48	Average	---	---	4	4924.00	48.19	74.00	-25.81	43.71	4.48	Peak	---	---	5	7386.00	39.27	54.00	-14.73	30.29	8.98	Average	---	---	6	7386.00	52.49	74.00	-21.51	43.51	8.98	Peak	---	---
	Freq.	Emission	Limit	Margin	SA	Factor	Remark	ANT	Turn																																																																																										
	MHz	level			reading			High	Table																																																																																										
		dBuV/m	dBuV/m	dB	dBuV	dB		cm	deg																																																																																										
1	2483.50	47.74	54.00	-6.26	50.57	-2.83	Average	---	---																																																																																										
2	2483.50	67.16	74.00	-6.84	69.99	-2.83	Peak	---	---																																																																																										
3	4924.00	36.90	54.00	-17.10	32.42	4.48	Average	---	---																																																																																										
4	4924.00	48.19	74.00	-25.81	43.71	4.48	Peak	---	---																																																																																										
5	7386.00	39.27	54.00	-14.73	30.29	8.98	Average	---	---																																																																																										
6	7386.00	52.49	74.00	-21.51	43.51	8.98	Peak	---	---																																																																																										
<p>Note 1: "&gt;20dB" means spurious emission levels that exceed the level of 20 dB below the applicable limit.</p> <p>Note 2: For restricted bands, the peak measurement is fully sufficient, as the max field strength as measured with the Peak-Detector meets the AV-Limit so that the AV level does not need to be reported in addition.</p> <p>Note 3: For un-restricted bands, unwanted emissions shall be attenuated by at least 20 dB relative to the maximum measured in-band level.</p>																																																																																																			



Polarization	Horizontal	Test Freq. (MHz)	2412
Test Configuration	3		
<div><div><div>Level (dBUV/m)</div><div><div><div><div><div><div></div><div></div><div></div><div></div><div></div><div></div><div></div><div></div><div></div><div></div><div></div><div></div><div></div><div></div><div></div><div></div><div></div><div></div><div></div><div></div><div></div><div></div><div></div><div></div><div></div><div></div><div></div><div></div><div></div><div></div><div></div><div></div><div></div><div></div><div></div><div></div><div></div><div></div><div></div><div></div><div></div><div></div><div></div><div></div><div></div><div></div><div></div><div></div><div></div><div></div><div></div><div></div><div></div><div></div><div></div><div></div><div></div><div></div><div></div><div></div><div></div><div></div><div></div><div></div><div></div><div></div><div></div><div></div><div></div><div></div><div></div><div></div><div></div><div></div><div></div><div></div><div></div><div></div><div></div><div></div><div></div><div></div><div></div><div></div><div></div><div></div><div></div><div></div><div></div><div></div><div></div><div></div><div></div><div></div><div></div><div></div><div></div><div></div><div></div><div></div><div></div><div></div><div></div><div></div><div></div><div></div><div></div><div></div><div></div><div></div><div></div><div></div><div></div><div></div><div></div><div></div><div></div><div></div><div></div><div></div><div></div><div></div><div></div><div></div><div></div><div></div><div></div><div></div><div></div><div></div><div></div><div></div><div></div><div></div><div></div><div></div><div></div><div></div><div></div><div></div><div></div><div></div><div></div><div></div><div></div><div></div><div></div><div></div><div></div><div></div><div></div><div></div><div></div><div></div><div></div><div></div><div></div><div></div><div></div><div></div><div></div><div></div><div></div><div></div><div></div><div></div><div></div><div></div><div></div><div></div><div></div><div></div><div></div><div></div><div></div><div></div><div></div><div></div><div></div><div></div><div></div><div></div><div></div><div></div><div></div><div></div><div></div><div></div><div></div><div></div><div></div><div></div><div></div><div></div><div></div><div></div><div></div><div></div><div></div><div></div><div></div><div></div><div></div><div></div><div></div><div></div><div></div><div></div><div></div><div></div><div></div><div></div><div></div><div></div><div></div><div></div><div></div><div></div><div></div><div></div><div></div><div></div><div></div><div></div><div></div><div></div><div></div><div></div><div></div><div></div><div></div><div></div><div></div><div></div><div></div><div></div><div></div><div></div><div></div><div></div><div></div><div></div><div></div><div></div><div></div><div></div><div></div><div></div><div></div><div></div><div></div><div></div><div></div><div></div><div></div><div></div><div></div><div></div><div></div><div></div><div></div><div></div><div></div><div></div><div></div><div></div><div></div><div></div><div></div><div></div><div></div><div></div><div></div><div></div><div></div><div></div><div></div><div></div><div></div><div></div><div></div><div></div><div></div><div></div><div></div><div></div><div></div><div></div><div></div><div></div><div></div><div></div><div></div><div></div><div></div><div></div><div></div><div></div><div></div><div></div><div></div><div></div><div></div><div></div><div></div><div></div><div></div><div></div><div></div><div></div><div></div><div></div><div></div><div></div><div></div><div></div><div></div><div></div><div></div><div></div><div></div><div></div><div></div><div></div><div></div><div></div><div></div><div></div><div></div><div></div><div></div><div></div><div></div><div></div><div></div><div></div><div></div><div></div><div></div><div></div><div></div><div></div><div></div><div></div><div></div><div></div><div></div><div></div><div></div><div></div><div></div><div></div><div></div><div></div><div></div><div></div><div></div><div></div><div></div><div></div><div></div><div></div><div></div><div></div><div></div><div></div><div></div><div></div><div></div><div></div><div></div><div></div><div></div><div></div><div></div><div></div><div></div><div></div><div></div><div></div><div></div><div></div><div></div><div></div><div></div><div></div><div></div><div></div><div></div><div></div><div></div><div></div><div></div><div></div><div></div><div></div><div></div><div></div><div></div><div></div><div></div><div></div><div></div><div></div><div></div><div></div><div></div><div></div><div></div><div></div><div></div><div></div><div></div><div></div><div></div><div></div><div></div><div></div><div></div><div></div><div></div><div></div><div></div><div></div><div></div><div></div><div></div><div></div><div></div><div></div><div></div><div></div><div></div><div></div><div></div><div></div><div></div><div></div><div></div><div></div><div></div><div></div><div></div><div></div><div></div><div></div><div></div><div></div><div></div><div></div><div></div><div></div><div></div><div></div><div></div><div></div><div></div><div></div><div></div><div></div><div></div><div></div><div></div><div></div><div></div><div></div><div></div><div></div><div></div><div></div><div></div><div></div><div></div><div></div><div></div><div></div><div></div><div></div><div></div><div></div><div></div><div></div><div></div><div></div><div></div><div></div><div></div><div></div><div></div><div></div><div></div><div></div><div></div><div></div><div></div><div></div><div></div><div></div><div></div><div></div><div></div><div></div><div></div><div></div><div></div><div></div><div></div><div></div><div></div><div></div><div></div><div></div><div></div><div></div><div></div><div></div><div></div><div></div><div></div><div></div><div></div><div></div><div></div><div></div><div></div><div></div><div></div><div></div><div></div><div></div><div></div><div></div><div></div><div></div><div></div><div></div><div></div><div></div><div></div><div></div><div></div><div></div><div></div><div></div><div></div><div></div><div></div><div></div><div></div><div></div><div></div><div></div><div></div><div></div><div></div><div></div><div></div><div></div><div></div><div></div><div></div><div></div><div></div><div></div><div></div><div></div><div></div><div></div><div></div><div></div><div></div><div></div><div></div><div></div><div></div><div></div><div></div><div></div><div></div><div></div><div></div><div></div><div></div><div></div><div></div><div></div><div></div><div></div><div></div><div></div><div></div><div></div><div></div><div></div><div></div><div></div><div></div><div></div><div></div><div></div><div></div><div></div><div></div><div></div><div></div><div></div><div></div><div></div><div></div><div></div><div></div><div></div><div></div><div></div><div></div><div></div><div></div><div></div><div></div><div></div><div></div><div></div><div></div><div></div><div></div><div></div><div></div><div></div><div></div><div></div><div></div><div></div><div></div><div></div><div></div><div></div><div></div><div></div><div></div><div></div><div></div><div></div><div></div><div></div><div></div><div></div><div></div><div></div><div></div><div></div><div></div><div></div><div></div><div></div><div></div><div></div><div></div><div></div><div></div><div></div><div></div><div></div><div></div><div></div><div></div><div></div><div></div><div></div><div></div><div></div><div></div><div></div><div></div><div></div><div></div><div></div><div></div><div></div><div></div><div></div><div></div><div></div><div></div><div></div><div></div><div></div><div></div><div></div><div></div><div></div><div></div><div></div><div></div><div></div><div></div><div></div><div></div><div></div><div></div><div></div><div></div><div></div><div></div><div></div><div></div><div></div><div></div><div></div><div></div><div></div><div></div><div></div><div></div><div></div><div></div><div></div><div></div><div></div><div></div><div></div><div></div><div></div><div></div><div></div><div></div><div></div><div></div><div></div><div></div><div></div><div></div><div></div><div></div><div></div><div></div><div></div><div></div><div></div><div></div><div></div><div></div><div></div><div></div><div></div><div></div><div></div><div></div><div></div><div></div><div></div><div></div><div></div><div></div><div></div><div></div><div></div><div></div><div></div><div></div><div></div><div></div><div></div><div></div><div></div><div></div><div></div><div></div><div></div><div></div><div></div><div></div><div></div><div></div><div></div><div></div><div></div><div></div><div></div><div></div><div></div><div></div><div></div><div></div><div></div><div></div><div></div><div></div><div></div><div></div><div></div><div></div><div></div><div></div><div></div><div></div><div></div><div></div><div></div><div></div><div></div><div></div><div></div><div></div><div></div><div></div><div></div><div></div><div></div><div></div><div></div><div></div><div></div><div></div><div></div><div></div><div></div><div></div><div></div><div></div><div></div><div></div><div></div><div></div><div></div><div></div><div></div><div></div><div></div><div></div><div></div><div></div><div></div><div></div><div></div><div></div><div></div><div></div><div></div><div></div><div></div><div></div><div></div><div></div><div></div><div></div><div></div><div></div><div></div><div></div><div></div><div></div><div></div><div></div><div></div><div></div><div></div><div></div><div></div><div></div><div></div><div></div><div></div><div></div><div></div><div></div><div></div><div></div><div></div><div></div><div></div><div></div><div></div><div></div><div></div><div></div><div></div><div></div><div></div><div></div><div></div><div></div><div></div><div></div><div></div><div></div><div></div><div></div><div></div><div></div><div></div><div></div><div></div><div></div><div></div><div></div><div></div><div></div><div></div><div></div><div></div><div></div><div></div><div></div><div></div><div></div><div></div><div></div><div></div><div></div><div></div><div></div><div></div><div></div><div></div><div></div><div></div><div></div><div></div><div></div><div></div><div></div><div></div><div></div><div></div><div></div><div></div><div></div><div></div><div></div><div></div><div></div><div></div><div></div><div></div><div></div><div></div><div></div><div></div><div></div><div></div><div></div><div></div><div></div><div></div><div></div><div></div><div></div><div></div><div></div><div></div><div></div><div></div><div></div><div></div><div></div><div></div><div></div><div></div><div></div><div></div><div></div><div></div><div></div><div></div><div></div><div></div><div></div><div></div><div></div><div></div><div></div><div></div><div></div><div></div><div></div><div></div><div></div><div></div><div></div><div></div><div></div><div></div><div></div><div></div><div></div><div></div><div></div><div></div><div></div><div></div><div></div><div></div><div></div><div></div><div></div><div></div><div></div><div></div><div></div><div></div><div></div><div></div><div></div><div></div><div></div><div></div><div></div><div></div><div></div><div></div><div></div><div></div><div></div><div></div><div></div><div></div><div></div><div></div><div></div><div></div><div></div><div></div><div></div><div></div><div></div><div></div><div></div><div></div><div></div><div></div><div></div><div></div><div></div><div></div><div></div><div></div><div></div><div></div><div></div><div></div><div></div><div></div><div></div><div></div><div></div><div></div><div></div><div></div><div></div><div></div><div></div><div></div><div></div><div></div><div></div><div></div><div></div><div></div><div></div><div></div><div></div><div></div><div></div><div></div><div></div><div></div><div></div><div></div><div></div><div></div><div></div><div></div><div></div><div></div><div></div><div></div><div></div><div></div><div></div><div></div><div></div><div></div><div></div><div></div><div></div><div></div><div></div><div></div><div></div><div></div><div></div><div></div><div></div><div></div><div></div><div></div><div></div><div></div><div></div><div></div><div></div><div></div><div></div><div></div><div></div><div></div><div></div><div></div><div></div><div></div><div></div><div></div><div></div><div></div><div></div><div></div><div></div><div></div><div></div><div></div><div></div><div></div><div></div><div></div><div></div><div></div><div></div><div></div><div></div><div></div><div></div><div></div><div></div><div></div><div></div><div></div><div></div><div></div><div></div><div></div><div></div><div></div><div></div><div></div><div></div><div></div><div></div><div></div><div></div><div></div><div></div><div></div><div></div><div></div><div></div><div></div><div></div><div></div><div></div><div></div><div></div><div></div><div></div><div></div><div></div><div></div><div></div><div></div><div></div><div></div><div></div><div></div><div></div><div></div><div></div><div></div><div></div><div></div><div></div><div></div><div></div><div></div><div></div><div></div><div></div><div></div><div></div><div></div><div></div><div></div><div></div><div></div><div></div><div></div><div></div><div></div><div></div><div></div><div></div><div></div><div></div><div></div><div></div><div></div><div></div><div></div></div></div></div></div></div></div></div>			



Polarization	Vertical	Test Freq. (MHz)	2412																																																																																						
Test Configuration	3																																																																																								
<div></div> <table><tr><th></th><th>Freq.</th><th>Emission level</th><th>Limit</th><th>Margin</th><th>SA reading</th><th>Factor</th><th>Remark</th><th>ANT High</th><th>Turn Table</th></tr><tr><th></th><th>MHz</th><th>dBuV/m</th><th>dBuV/m</th><th>dB</th><th>dBuV</th><th>dB</th><th></th><th>cm</th><th>deg</th></tr><tr><td>1</td><td>2340.00</td><td>28.22</td><td>54.00</td><td>-25.78</td><td>31.63</td><td>-3.41</td><td>Average</td><td>---</td><td>---</td></tr><tr><td>2</td><td>2340.00</td><td>40.54</td><td>74.00</td><td>-33.46</td><td>43.95</td><td>-3.41</td><td>Peak</td><td>---</td><td>---</td></tr><tr><td>3</td><td>2390.00</td><td>45.02</td><td>54.00</td><td>-8.98</td><td>48.24</td><td>-3.22</td><td>Average</td><td>---</td><td>---</td></tr><tr><td>4</td><td>2390.00</td><td>62.69</td><td>74.00</td><td>-11.31</td><td>65.91</td><td>-3.22</td><td>Peak</td><td>---</td><td>---</td></tr><tr><td>5</td><td>4824.00</td><td>35.30</td><td>54.00</td><td>-18.70</td><td>30.99</td><td>4.31</td><td>Average</td><td>---</td><td>---</td></tr><tr><td>6</td><td>4824.00</td><td>48.76</td><td>74.00</td><td>-25.24</td><td>44.45</td><td>4.31</td><td>Peak</td><td>---</td><td>---</td></tr></table>											Freq.	Emission level	Limit	Margin	SA reading	Factor	Remark	ANT High	Turn Table		MHz	dBuV/m	dBuV/m	dB	dBuV	dB		cm	deg	1	2340.00	28.22	54.00	-25.78	31.63	-3.41	Average	---	---	2	2340.00	40.54	74.00	-33.46	43.95	-3.41	Peak	---	---	3	2390.00	45.02	54.00	-8.98	48.24	-3.22	Average	---	---	4	2390.00	62.69	74.00	-11.31	65.91	-3.22	Peak	---	---	5	4824.00	35.30	54.00	-18.70	30.99	4.31	Average	---	---	6	4824.00	48.76	74.00	-25.24	44.45	4.31	Peak	---	---
	Freq.	Emission level	Limit	Margin	SA reading	Factor	Remark	ANT High	Turn Table																																																																																
	MHz	dBuV/m	dBuV/m	dB	dBuV	dB		cm	deg																																																																																
1	2340.00	28.22	54.00	-25.78	31.63	-3.41	Average	---	---																																																																																
2	2340.00	40.54	74.00	-33.46	43.95	-3.41	Peak	---	---																																																																																
3	2390.00	45.02	54.00	-8.98	48.24	-3.22	Average	---	---																																																																																
4	2390.00	62.69	74.00	-11.31	65.91	-3.22	Peak	---	---																																																																																
5	4824.00	35.30	54.00	-18.70	30.99	4.31	Average	---	---																																																																																
6	4824.00	48.76	74.00	-25.24	44.45	4.31	Peak	---	---																																																																																
<p>Note 1: "&gt;20dB" means spurious emission levels that exceed the level of 20 dB below the applicable limit.</p> <p>Note 2: For restricted bands, the peak measurement is fully sufficient, as the max field strength as measured with the Peak-Detector meets the AV-Limit so that the AV level does not need to be reported in addition.</p> <p>Note 3: For un-restricted bands, unwanted emissions shall be attenuated by at least 20 dB relative to the maximum measured in-band level.</p>																																																																																									



Polarization	Horizontal			Test Freq. (MHz)		2437																																																																									
Test Configuration	3																																																																														
<div><p>Level (dBuV/m)</p><p>Frequency (MHz)</p></div> <table><tr><th></th><th>Freq. MHz</th><th>Emission level dBuV/m</th><th>Limit dBuV/m</th><th>Margin dB</th><th>SA reading dBuV</th><th>Factor dB</th><th>Remark</th><th>ANT High cm</th><th>Turn Table deg</th></tr><tr><td>1</td><td>2390.00</td><td>38.92</td><td>54.00</td><td>-15.08</td><td>42.14</td><td>-3.22</td><td>Average</td><td>---</td><td>---</td></tr><tr><td>2</td><td>2390.00</td><td>49.20</td><td>74.00</td><td>-24.80</td><td>52.42</td><td>-3.22</td><td>Peak</td><td>---</td><td>---</td></tr><tr><td>3</td><td>4874.00</td><td>52.70</td><td>54.00</td><td>-1.30</td><td>48.31</td><td>4.39</td><td>Average</td><td>---</td><td>---</td></tr><tr><td>4</td><td>4874.00</td><td>55.32</td><td>74.00</td><td>-18.68</td><td>50.93</td><td>4.39</td><td>Peak</td><td>---</td><td>---</td></tr><tr><td>5</td><td>7311.00</td><td>39.93</td><td>54.00</td><td>-14.07</td><td>31.01</td><td>8.92</td><td>Average</td><td>---</td><td>---</td></tr><tr><td>6</td><td>7311.00</td><td>50.42</td><td>74.00</td><td>-23.58</td><td>41.50</td><td>8.92</td><td>Peak</td><td>---</td><td>---</td></tr></table>											Freq. MHz	Emission level dBuV/m	Limit dBuV/m	Margin dB	SA reading dBuV	Factor dB	Remark	ANT High cm	Turn Table deg	1	2390.00	38.92	54.00	-15.08	42.14	-3.22	Average	---	---	2	2390.00	49.20	74.00	-24.80	52.42	-3.22	Peak	---	---	3	4874.00	52.70	54.00	-1.30	48.31	4.39	Average	---	---	4	4874.00	55.32	74.00	-18.68	50.93	4.39	Peak	---	---	5	7311.00	39.93	54.00	-14.07	31.01	8.92	Average	---	---	6	7311.00	50.42	74.00	-23.58	41.50	8.92	Peak	---	---
	Freq. MHz	Emission level dBuV/m	Limit dBuV/m	Margin dB	SA reading dBuV	Factor dB	Remark	ANT High cm	Turn Table deg																																																																						
1	2390.00	38.92	54.00	-15.08	42.14	-3.22	Average	---	---																																																																						
2	2390.00	49.20	74.00	-24.80	52.42	-3.22	Peak	---	---																																																																						
3	4874.00	52.70	54.00	-1.30	48.31	4.39	Average	---	---																																																																						
4	4874.00	55.32	74.00	-18.68	50.93	4.39	Peak	---	---																																																																						
5	7311.00	39.93	54.00	-14.07	31.01	8.92	Average	---	---																																																																						
6	7311.00	50.42	74.00	-23.58	41.50	8.92	Peak	---	---																																																																						
<p>Note 1: “&gt;20dB” means spurious emission levels that exceed the level of 20 dB below the applicable limit.</p> <p>Note 2: For restricted bands, the peak measurement is fully sufficient, as the max field strength as measured with the Peak-Detector meets the AV-Limit so that the AV level does not need to be reported in addition.</p> <p>Note 3: For un-restricted bands, unwanted emissions shall be attenuated by at least 20 dB relative to the maximum measured in-band level.</p>																																																																															

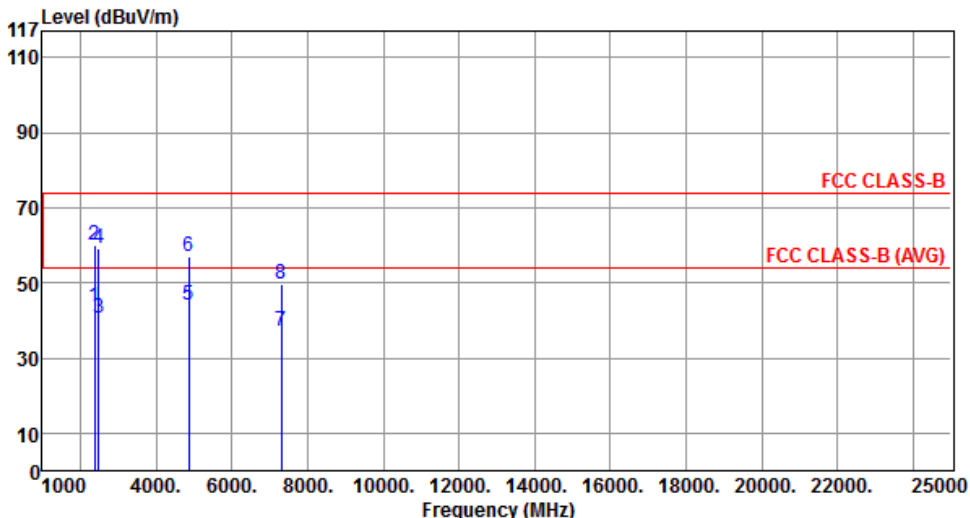


# International Certification Corp.

No. 3-1, Lane 6, Wen San 3rd St., Kwei Shan Hsiang, Tao Yuan Hsien 333, Taiwan, R.O.C.

Tel: 886-3-271-8666

Fax: 886-3-318-0155

Polarization	Vertical	Test Freq. (MHz)	2437																																																																																										
Test Configuration	3																																																																																												
<div></div> <table><tr><th></th><th>Freq. MHz</th><th>Emission level dBuV/m</th><th>Limit dBuV/m</th><th>Margin dB</th><th>SA reading dBuV</th><th>Factor dB</th><th>Remark</th><th>ANT High cm</th><th>Turn Table deg</th></tr><tr><td>1</td><td>2390.00</td><td>43.80</td><td>54.00</td><td>-10.20</td><td>47.02</td><td>-3.22</td><td>Average</td><td>---</td><td>---</td></tr><tr><td>2</td><td>2390.00</td><td>60.04</td><td>74.00</td><td>-13.96</td><td>63.26</td><td>-3.22</td><td>Peak</td><td>---</td><td>---</td></tr><tr><td>3</td><td>2483.50</td><td>40.68</td><td>54.00</td><td>-13.32</td><td>43.51</td><td>-2.83</td><td>Average</td><td>---</td><td>---</td></tr><tr><td>4</td><td>2483.50</td><td>58.94</td><td>74.00</td><td>-15.06</td><td>61.77</td><td>-2.83</td><td>Peak</td><td>---</td><td>---</td></tr><tr><td>5</td><td>4874.00</td><td>43.92</td><td>54.00</td><td>-10.08</td><td>39.53</td><td>4.39</td><td>Average</td><td>---</td><td>---</td></tr><tr><td>6</td><td>4874.00</td><td>56.91</td><td>74.00</td><td>-17.09</td><td>52.52</td><td>4.39</td><td>Peak</td><td>---</td><td>---</td></tr><tr><td>7</td><td>7311.00</td><td>37.14</td><td>54.00</td><td>-16.86</td><td>28.22</td><td>8.92</td><td>Average</td><td>---</td><td>---</td></tr><tr><td>8</td><td>7311.00</td><td>49.60</td><td>74.00</td><td>-24.40</td><td>40.68</td><td>8.92</td><td>Peak</td><td>---</td><td>---</td></tr></table>					Freq. MHz	Emission level dBuV/m	Limit dBuV/m	Margin dB	SA reading dBuV	Factor dB	Remark	ANT High cm	Turn Table deg	1	2390.00	43.80	54.00	-10.20	47.02	-3.22	Average	---	---	2	2390.00	60.04	74.00	-13.96	63.26	-3.22	Peak	---	---	3	2483.50	40.68	54.00	-13.32	43.51	-2.83	Average	---	---	4	2483.50	58.94	74.00	-15.06	61.77	-2.83	Peak	---	---	5	4874.00	43.92	54.00	-10.08	39.53	4.39	Average	---	---	6	4874.00	56.91	74.00	-17.09	52.52	4.39	Peak	---	---	7	7311.00	37.14	54.00	-16.86	28.22	8.92	Average	---	---	8	7311.00	49.60	74.00	-24.40	40.68	8.92	Peak	---	---
	Freq. MHz	Emission level dBuV/m	Limit dBuV/m	Margin dB	SA reading dBuV	Factor dB	Remark	ANT High cm	Turn Table deg																																																																																				
1	2390.00	43.80	54.00	-10.20	47.02	-3.22	Average	---	---																																																																																				
2	2390.00	60.04	74.00	-13.96	63.26	-3.22	Peak	---	---																																																																																				
3	2483.50	40.68	54.00	-13.32	43.51	-2.83	Average	---	---																																																																																				
4	2483.50	58.94	74.00	-15.06	61.77	-2.83	Peak	---	---																																																																																				
5	4874.00	43.92	54.00	-10.08	39.53	4.39	Average	---	---																																																																																				
6	4874.00	56.91	74.00	-17.09	52.52	4.39	Peak	---	---																																																																																				
7	7311.00	37.14	54.00	-16.86	28.22	8.92	Average	---	---																																																																																				
8	7311.00	49.60	74.00	-24.40	40.68	8.92	Peak	---	---																																																																																				
<p>Note 1: "&gt;20dB" means spurious emission levels that exceed the level of 20 dB below the applicable limit.</p> <p>Note 2: For restricted bands, the peak measurement is fully sufficient, as the max field strength as measured with the Peak-Detector meets the AV-Limit so that the AV level does not need to be reported in addition.</p> <p>Note 3: For un-restricted bands, unwanted emissions shall be attenuated by at least 20 dB relative to the maximum measured in-band level.</p>																																																																																													





# International Certification Corp.

No. 3-1, Lane 6, Wen San 3rd St., Kwei Shan Hsiang, Tao Yuan Hsien 333, Taiwan, R.O.C.  
Tel: 886-3-271-8666 Fax: 886-3-318-0155

Polarization	Horizontal		Test Freq. (MHz)		2462																																																																																											
Test Configuration	3																																																																																															
<div><div><div>Level (dBuV/m)</div><div><div><div><div><div><div>117</div><div>110</div><div>90</div><div>70</div><div>50</div><div>30</div><div>10</div><div>0</div></div></div><div><div><div><div><div>1000</div><div>4000</div><div>6000</div><div>8000</div><div>10000</div><div>12000</div><div>14000</div><div>16000</div><div>18000</div><div>20000</div><div>22000</div><div>25000</div></div></div><div>Frequency (MHz)</div></div></div><div><div><div><div><div>2</div><div>4</div><div>6</div></div><div><div>3</div><div>5</div></div></div><div><div><div><div><div>75</div><div>55</div></div><div>FCC CLASS-B</div><div>FCC CLASS-B (AVG)</div></div></div></div></div><table><tr><td></td><td>Freq.</td><td>Emission</td><td>Limit</td><td>Margin</td><td>SA</td><td>Factor</td><td>Remark</td><td>ANT</td><td>Turn</td></tr><tr><td></td><td>MHz</td><td>level</td><td></td><td></td><td>reading</td><td></td><td></td><td>High</td><td>Table</td></tr><tr><td></td><td></td><td>dBuV/m</td><td>dBuV/m</td><td>dB</td><td>dBuV</td><td>dB</td><td></td><td>cm</td><td>deg</td></tr><tr><td>1</td><td>2483.50</td><td>52.43</td><td>54.00</td><td>-1.57</td><td>55.26</td><td>-2.83</td><td>Average</td><td>---</td><td>---</td></tr><tr><td>2</td><td>2483.50</td><td>72.75</td><td>74.00</td><td>-1.25</td><td>75.58</td><td>-2.83</td><td>Peak</td><td>---</td><td>---</td></tr><tr><td>3</td><td>4924.00</td><td>34.58</td><td>54.00</td><td>-19.42</td><td>30.10</td><td>4.48</td><td>Average</td><td>---</td><td>---</td></tr><tr><td>4</td><td>4924.00</td><td>46.44</td><td>74.00</td><td>-27.56</td><td>41.96</td><td>4.48</td><td>Peak</td><td>---</td><td>---</td></tr><tr><td>5</td><td>7386.00</td><td>37.37</td><td>54.00</td><td>-16.63</td><td>28.39</td><td>8.98</td><td>Average</td><td>---</td><td>---</td></tr><tr><td>6</td><td>7386.00</td><td>50.50</td><td>74.00</td><td>-23.50</td><td>41.52</td><td>8.98</td><td>Peak</td><td>---</td><td>---</td></tr></table></div></div></div></div></div></div>								Freq.	Emission	Limit	Margin	SA	Factor	Remark	ANT	Turn		MHz	level			reading			High	Table			dBuV/m	dBuV/m	dB	dBuV	dB		cm	deg	1	2483.50	52.43	54.00	-1.57	55.26	-2.83	Average	---	---	2	2483.50	72.75	74.00	-1.25	75.58	-2.83	Peak	---	---	3	4924.00	34.58	54.00	-19.42	30.10	4.48	Average	---	---	4	4924.00	46.44	74.00	-27.56	41.96	4.48	Peak	---	---	5	7386.00	37.37	54.00	-16.63	28.39	8.98	Average	---	---	6	7386.00	50.50	74.00	-23.50	41.52	8.98	Peak	---	---
	Freq.	Emission	Limit	Margin	SA	Factor	Remark	ANT	Turn																																																																																							
	MHz	level			reading			High	Table																																																																																							
		dBuV/m	dBuV/m	dB	dBuV	dB		cm	deg																																																																																							
1	2483.50	52.43	54.00	-1.57	55.26	-2.83	Average	---	---																																																																																							
2	2483.50	72.75	74.00	-1.25	75.58	-2.83	Peak	---	---																																																																																							
3	4924.00	34.58	54.00	-19.42	30.10	4.48	Average	---	---																																																																																							
4	4924.00	46.44	74.00	-27.56	41.96	4.48	Peak	---	---																																																																																							
5	7386.00	37.37	54.00	-16.63	28.39	8.98	Average	---	---																																																																																							
6	7386.00	50.50	74.00	-23.50	41.52	8.98	Peak	---	---																																																																																							
<div>Note 1: "&gt;20dB" means spurious emission levels that exceed the level of 20 dB below the applicable limit. Note 2: For restricted bands, the peak measurement is fully sufficient, as the max field strength as measured with the Peak-Detector meets the AV-Limit so that the AV level does not need to be reported in addition. Note 3: For un-restricted bands, unwanted emissions shall be attenuated by at least 20 dB relative to the maximum measured in-band level.</div>																																																																																																



Polarization	Vertical			Test Freq. (MHz)			2462																																																																								
Test Configuration	3																																																																														
<div><p>Level (dBuV/m)</p><p>Frequency (MHz)</p></div> <table><tr><th></th><th>Freq. MHz</th><th>Emission level dBuV/m</th><th>Limit dBuV/m</th><th>Margin dB</th><th>SA reading dBuV</th><th>Factor dB</th><th>Remark</th><th>ANT High cm</th><th>Turn Table deg</th></tr><tr><td>1</td><td>2483.50</td><td>45.54</td><td>54.00</td><td>-8.46</td><td>48.37</td><td>-2.83</td><td>Average</td><td>---</td><td>---</td></tr><tr><td>2</td><td>2483.50</td><td>64.93</td><td>74.00</td><td>-9.07</td><td>67.76</td><td>-2.83</td><td>Peak</td><td>---</td><td>---</td></tr><tr><td>3</td><td>4924.00</td><td>35.06</td><td>54.00</td><td>-18.94</td><td>30.58</td><td>4.48</td><td>Average</td><td>---</td><td>---</td></tr><tr><td>4</td><td>4924.00</td><td>47.74</td><td>74.00</td><td>-26.26</td><td>43.26</td><td>4.48</td><td>Peak</td><td>---</td><td>---</td></tr><tr><td>5</td><td>7386.00</td><td>37.13</td><td>54.00</td><td>-16.87</td><td>28.15</td><td>8.98</td><td>Average</td><td>---</td><td>---</td></tr><tr><td>6</td><td>7386.00</td><td>49.82</td><td>74.00</td><td>-24.18</td><td>40.84</td><td>8.98</td><td>Peak</td><td>---</td><td>---</td></tr></table>											Freq. MHz	Emission level dBuV/m	Limit dBuV/m	Margin dB	SA reading dBuV	Factor dB	Remark	ANT High cm	Turn Table deg	1	2483.50	45.54	54.00	-8.46	48.37	-2.83	Average	---	---	2	2483.50	64.93	74.00	-9.07	67.76	-2.83	Peak	---	---	3	4924.00	35.06	54.00	-18.94	30.58	4.48	Average	---	---	4	4924.00	47.74	74.00	-26.26	43.26	4.48	Peak	---	---	5	7386.00	37.13	54.00	-16.87	28.15	8.98	Average	---	---	6	7386.00	49.82	74.00	-24.18	40.84	8.98	Peak	---	---
	Freq. MHz	Emission level dBuV/m	Limit dBuV/m	Margin dB	SA reading dBuV	Factor dB	Remark	ANT High cm	Turn Table deg																																																																						
1	2483.50	45.54	54.00	-8.46	48.37	-2.83	Average	---	---																																																																						
2	2483.50	64.93	74.00	-9.07	67.76	-2.83	Peak	---	---																																																																						
3	4924.00	35.06	54.00	-18.94	30.58	4.48	Average	---	---																																																																						
4	4924.00	47.74	74.00	-26.26	43.26	4.48	Peak	---	---																																																																						
5	7386.00	37.13	54.00	-16.87	28.15	8.98	Average	---	---																																																																						
6	7386.00	49.82	74.00	-24.18	40.84	8.98	Peak	---	---																																																																						
<p>Note 1: "&gt;20dB" means spurious emission levels that exceed the level of 20 dB below the applicable limit.</p> <p>Note 2: For restricted bands, the peak measurement is fully sufficient, as the max field strength as measured with the Peak-Detector meets the AV-Limit so that the AV level does not need to be reported in addition.</p> <p>Note 3: For un-restricted bands, unwanted emissions shall be attenuated by at least 20 dB relative to the maximum measured in-band level.</p>																																																																															



### 3.5.7 Transmitter Radiated Unwanted Emissions (Above 1GHz) for HT20

Polarization	Horizontal		Test Freq. (MHz)		2412																																																																							
Test Configuration	1																																																																											
<div><div><div>Level (dBuV/m)</div><div><div><div><div><div><div>117</div><div>110</div><div>90</div><div>70</div><div>50</div><div>30</div><div>10</div><div>0</div></div></div><div><div><div><div><div>1000</div><div>4000</div><div>6000</div><div>8000</div><div>10000</div><div>12000</div><div>14000</div><div>16000</div><div>18000</div><div>20000</div><div>22000</div><div>25000</div></div></div><div>Frequency (MHz)</div></div></div><div><div><div><div><div>4</div><div>2</div><div>3</div><div>5</div><div>6</div></div><div><div><div><div><div>2288.00</div><div>2288.00</div><div>2390.00</div><div>2390.00</div><div>4824.00</div><div>4824.00</div></div><div><div><div><div><div>38.77</div><div>50.04</div><div>42.92</div><div>58.28</div><div>39.57</div><div>48.35</div></div><div><div><div><div><div>54.00</div><div>74.00</div><div>54.00</div><div>74.00</div><div>54.00</div><div>74.00</div></div><div><div><div><div><div>-15.23</div><div>-23.96</div><div>-11.08</div><div>-15.72</div><div>-14.43</div><div>-25.65</div></div><div><div><div><div><div>42.38</div><div>53.65</div><div>46.14</div><div>61.50</div><div>35.26</div><div>44.04</div></div><div><div><div><div><div>-3.61</div><div>-3.61</div><div>-3.22</div><div>-3.22</div><div>4.31</div><div>4.31</div></div><div><div><div><div><div>Average</div><div>Peak</div><div>Average</div><div>Peak</div><div>Average</div><div>Peak</div></div><div><div><div><div><div>---</div><div>---</div><div>---</div><div>---</div><div>---</div><div>---</div></div><div><div><div><div><div>---</div><div>---</div><div>---</div><div>---</div><div>---</div><div>---</div></div></div></div></div></div><div><div><div><div><div>FCC CLASS-B</div><div>FCC CLASS-B (AVG)</div></div></div></div></div></div><table><tr><th></th><th>Freq. MHz</th><th>Emission level dBuV/m</th><th>Limit dBuV/m</th><th>Margin dB</th><th>SA reading dBuV</th><th>Factor dB</th><th>Remark</th><th>ANT High cm</th><th>Turn Table deg</th></tr><tr><td>1</td><td>2288.00</td><td>38.77</td><td>54.00</td><td>-15.23</td><td>42.38</td><td>-3.61</td><td>Average</td><td>---</td><td>---</td></tr><tr><td>2</td><td>2288.00</td><td>50.04</td><td>74.00</td><td>-23.96</td><td>53.65</td><td>-3.61</td><td>Peak</td><td>---</td><td>---</td></tr><tr><td>3</td><td>2390.00</td><td>42.92</td><td>54.00</td><td>-11.08</td><td>46.14</td><td>-3.22</td><td>Average</td><td>---</td><td>---</td></tr><tr><td>4</td><td>2390.00</td><td>58.28</td><td>74.00</td><td>-15.72</td><td>61.50</td><td>-3.22</td><td>Peak</td><td>---</td><td>---</td></tr><tr><td>5</td><td>4824.00</td><td>39.57</td><td>54.00</td><td>-14.43</td><td>35.26</td><td>4.31</td><td>Average</td><td>---</td><td>---</td></tr><tr><td>6</td><td>4824.00</td><td>48.35</td><td>74.00</td><td>-25.65</td><td>44.04</td><td>4.31</td><td>Peak</td><td>---</td><td>---</td></tr></table></div></div></div></div></div></div></div></div></div></div></div></div></div></div></div></div></div></div></div></div></div></div></div></div></div></div></div></div></div></div>								Freq. MHz	Emission level dBuV/m	Limit dBuV/m	Margin dB	SA reading dBuV	Factor dB	Remark	ANT High cm	Turn Table deg	1	2288.00	38.77	54.00	-15.23	42.38	-3.61	Average	---	---	2	2288.00	50.04	74.00	-23.96	53.65	-3.61	Peak	---	---	3	2390.00	42.92	54.00	-11.08	46.14	-3.22	Average	---	---	4	2390.00	58.28	74.00	-15.72	61.50	-3.22	Peak	---	---	5	4824.00	39.57	54.00	-14.43	35.26	4.31	Average	---	---	6	4824.00	48.35	74.00	-25.65	44.04	4.31	Peak	---	---
	Freq. MHz	Emission level dBuV/m	Limit dBuV/m	Margin dB	SA reading dBuV	Factor dB	Remark	ANT High cm	Turn Table deg																																																																			
1	2288.00	38.77	54.00	-15.23	42.38	-3.61	Average	---	---																																																																			
2	2288.00	50.04	74.00	-23.96	53.65	-3.61	Peak	---	---																																																																			
3	2390.00	42.92	54.00	-11.08	46.14	-3.22	Average	---	---																																																																			
4	2390.00	58.28	74.00	-15.72	61.50	-3.22	Peak	---	---																																																																			
5	4824.00	39.57	54.00	-14.43	35.26	4.31	Average	---	---																																																																			
6	4824.00	48.35	74.00	-25.65	44.04	4.31	Peak	---	---																																																																			
<div><div>Note 1: "&gt;20dB" means spurious emission levels that exceed the level of 20 dB below the applicable limit.</div><div>Note 2: For restricted bands, the peak measurement is fully sufficient, as the max field strength as measured with the Peak-Detector meets the AV-Limit so that the AV level does not need to be reported in addition.</div><div>Note 3: For un-restricted bands, unwanted emissions shall be attenuated by at least 20 dB relative to the maximum measured in-band level.</div></div>																																																																												



Polarization	Vertical			Test Freq. (MHz)		2412																																																																																													
Test Configuration	1																																																																																																		
<div><p>Level (dBuV/m)</p><p>Frequency (MHz)</p></div> <table><tr><th></th><th>Freq.</th><th>Emission</th><th>Limit</th><th>Margin</th><th>SA</th><th>Factor</th><th>Remark</th><th>ANT</th><th>Turn</th></tr><tr><th></th><th>MHz</th><th>level</th><th>dBuV/m</th><th>dB</th><th>reading</th><th>dB</th><th></th><th>High</th><th>Table</th></tr><tr><th></th><th></th><th></th><th></th><th></th><th></th><th></th><th></th><th>cm</th><th>deg</th></tr><tr><td>1</td><td>2288.00</td><td>42.16</td><td>54.00</td><td>-11.84</td><td>45.77</td><td>-3.61</td><td>Average</td><td>---</td><td>---</td></tr><tr><td>2</td><td>2288.00</td><td>51.66</td><td>74.00</td><td>-22.34</td><td>55.27</td><td>-3.61</td><td>Peak</td><td>---</td><td>---</td></tr><tr><td>3</td><td>2390.00</td><td>52.77</td><td>54.00</td><td>-1.23</td><td>55.99</td><td>-3.22</td><td>Average</td><td>---</td><td>---</td></tr><tr><td>4</td><td>2390.00</td><td>70.81</td><td>74.00</td><td>-3.19</td><td>74.03</td><td>-3.22</td><td>Peak</td><td>---</td><td>---</td></tr><tr><td>5</td><td>4824.00</td><td>39.55</td><td>54.00</td><td>-14.45</td><td>35.24</td><td>4.31</td><td>Average</td><td>---</td><td>---</td></tr><tr><td>6</td><td>4824.00</td><td>49.28</td><td>74.00</td><td>-24.72</td><td>44.97</td><td>4.31</td><td>Peak</td><td>---</td><td>---</td></tr></table>											Freq.	Emission	Limit	Margin	SA	Factor	Remark	ANT	Turn		MHz	level	dBuV/m	dB	reading	dB		High	Table									cm	deg	1	2288.00	42.16	54.00	-11.84	45.77	-3.61	Average	---	---	2	2288.00	51.66	74.00	-22.34	55.27	-3.61	Peak	---	---	3	2390.00	52.77	54.00	-1.23	55.99	-3.22	Average	---	---	4	2390.00	70.81	74.00	-3.19	74.03	-3.22	Peak	---	---	5	4824.00	39.55	54.00	-14.45	35.24	4.31	Average	---	---	6	4824.00	49.28	74.00	-24.72	44.97	4.31	Peak	---	---
	Freq.	Emission	Limit	Margin	SA	Factor	Remark	ANT	Turn																																																																																										
	MHz	level	dBuV/m	dB	reading	dB		High	Table																																																																																										
								cm	deg																																																																																										
1	2288.00	42.16	54.00	-11.84	45.77	-3.61	Average	---	---																																																																																										
2	2288.00	51.66	74.00	-22.34	55.27	-3.61	Peak	---	---																																																																																										
3	2390.00	52.77	54.00	-1.23	55.99	-3.22	Average	---	---																																																																																										
4	2390.00	70.81	74.00	-3.19	74.03	-3.22	Peak	---	---																																																																																										
5	4824.00	39.55	54.00	-14.45	35.24	4.31	Average	---	---																																																																																										
6	4824.00	49.28	74.00	-24.72	44.97	4.31	Peak	---	---																																																																																										
<p>Note 1: "&gt;20dB" means spurious emission levels that exceed the level of 20 dB below the applicable limit.</p> <p>Note 2: For restricted bands, the peak measurement is fully sufficient, as the max field strength as measured with the Peak-Detector meets the AV-Limit so that the AV level does not need to be reported in addition.</p> <p>Note 3: For un-restricted bands, unwanted emissions shall be attenuated by at least 20 dB relative to the maximum measured in-band level.</p>																																																																																																			



## International Certification Corp.

No. 3-1, Lane 6, Wen San 3rd St., Kwei Shan Hsiang, Tao Yuan Hsien 333, Taiwan, R.O.C.

Tel: 886-3-271-8666

Fax: 886-3-318-0155

Polarization	Horizontal		Test Freq. (MHz)		2437	
Test Configuration	1					
<div><div><div>Level (dBuV/m)</div><div><div><div><div><div><div></div><div></div><div></div><div></div><div></div><div></div><div></div><div></div><div></div><div></div><div></div><div></div><div></div><div></div><div></div><div></div><div></div><div></div><div></div><div></div><div></div><div></div><div></div><div></div><div></div><div></div><div></div><div></div><div></div><div></div><div></div><div></div><div></div><div></div><div></div><div></div><div></div><div></div><div></div><div></div><div></div><div></div><div></div><div></div><div></div><div></div><div></div><div></div><div></div><div></div><div></div><div></div><div></div><div></div><div></div><div></div><div></div><div></div><div></div><div></div><div></div><div></div><div></div><div></div><div></div><div></div><div></div><div></div><div></div><div></div><div></div><div></div><div></div><div></div><div></div><div></div><div></div><div></div><div></div><div></div><div></div><div></div><div></div><div></div><div></div><div></div><div></div><div></div><div></div><div></div><div></div><div></div><div></div><div></div><div></div><div></div><div></div><div></div><div></div><div></div><div></div><div></div><div></div><div></div><div></div><div></div><div></div><div></div><div></div><div></div><div></div><div></div><div></div><div></div><div></div><div></div><div></div><div></div><div></div><div></div><div></div><div></div><div></div><div></div><div></div><div></div><div></div><div></div><div></div><div></div><div></div><div></div><div></div><div></div><div></div><div></div><div></div><div></div><div></div><div></div><div></div><div></div><div></div><div></div><div></div><div></div><div></div><div></div><div></div><div></div><div></div><div></div><div></div><div></div><div></div><div></div><div></div><div></div><div></div><div></div><div></div><div></div><div></div><div></div><div></div><div></div><div></div><div></div><div></div><div></div><div></div><div></div><div></div><div></div><div></div><div></div><div></div><div></div><div></div><div></div><div></div><div></div><div></div><div></div><div></div><div></div><div></div><div></div><div></div><div></div><div></div><div></div><div></div><div></div><div></div><div></div><div></div><div></div><div></div><div></div><div></div><div></div><div></div><div></div><div></div><div></div><div></div><div></div><div></div><div></div><div></div><div></div><div></div><div></div><div></div><div></div><div></div><div></div><div></div><div></div><div></div><div></div><div></div><div></div><div></div><div></div><div></div><div></div><div></div><div></div><div></div><div></div><div></div><div></div><div></div><div></div><div></div><div></div><div></div><div></div><div></div><div></div><div></div><div></div><div></div><div></div><div></div><div></div><div></div><div></div><div></div><div></div><div></div><div></div><div></div><div></div><div></div><div></div><div></div><div></div><div></div><div></div><div></div><div></div><div></div><div></div><div></div><div></div><div></div><div></div><div></div><div></div><div></div><div></div><div></div><div></div><div></div><div></div><div></div><div></div><div></div><div></div><div></div><div></div><div></div><div></div><div></div><div></div><div></div><div></div><div></div><div></div><div></div><div></div><div></div><div></div><div></div><div></div><div></div><div></div><div></div><div></div><div></div><div></div><div></div><div></div><div></div><div></div><div></div><div></div><div></div><div></div><div></div><div></div><div></div><div></div><div></div><div></div><div></div><div></div><div></div><div></div><div></div><div></div><div></div><div></div><div></div><div></div><div></div><div></div><div></div><div></div><div></div><div></div><div></div><div></div><div></div><div></div><div></div><div></div><div></div><div></div><div></div><div></div><div></div><div></div><div></div><div></div><div></div><div></div><div></div><div></div><div></div><div></div><div></div><div></div><div></div><div></div><div></div><div></div><div></div><div></div><div></div><div></div><div></div><div></div><div></div><div></div><div></div><div></div><div></div><div></div><div></div><div></div><div></div><div></div><div></div><div></div><div></div><div></div><div></div><div></div><div></div><div></div><div></div><div></div><div></div><div></div><div></div><div></div><div></div><div></div><div></div><div></div><div></div><div></div><div></div><div></div><div></div><div></div><div></div><div></div><div></div><div></div><div></div><div></div><div></div><div></div><div></div><div></div><div></div><div></div><div></div><div></div><div></div><div></div><div></div><div></div><div></div><div></div><div></div><div></div><div></div><div></div><div></div><div></div><div></div><div></div><div></div><div></div><div></div><div></div><div></div><div></div><div></div><div></div><div></div><div></div><div></div><div></div><div></div><div></div><div></div><div></div><div></div><div></div><div></div><div></div><div></div><div></div><div></div><div></div><div></div><div></div><div></div><div></div><div></div><div></div><div></div><div></div><div></div><div></div><div></div><div></div><div></div><div></div><div></div><div></div><div></div><div></div><div></div><div></div><div></div><div></div><div></div><div></div><div></div><div></div><div></div><div></div><div></div><div></div><div></div><div></div><div></div><div></div><div></div><div></div><div></div><div></div><div></div><div></div><div></div><div></div><div></div><div></div><div></div><div></div><div></div><div></div><div></div><div></div><div></div><div></div><div></div><div></div><div></div><div></div><div></div><div></div><div></div><div></div><div></div><div></div><div></div><div></div><div></div><div></div><div></div><div></div><div></div><div></div><div></div><div></div><div></div><div></div><div></div><div></div><div></div><div></div><div></div><div></div><div></div><div></div><div></div><div></div><div></div><div></div><div></div><div></div><div></div><div></div><div></div><div></div><div></div><div></div><div></div><div></div><div></div><div></div><div></div><div></div><div></div><div></div><div></div><div></div><div></div><div></div><div></div><div></div><div></div><div></div><div></div><div></div><div></div><div></div><div></div><div></div><div></div><div></div><div></div><div></div><div></div><div></div><div></div><div></div><div></div><div></div><div></div><div></div><div></div><div></div><div></div><div></div><div></div><div></div><div></div><div></div><div></div><div></div><div></div><div></div><div></div><div></div><div></div><div></div><div></div><div></div><div></div><div></div><div></div><div></div><div></div><div></div><div></div><div></div><div></div><div></div><div></div><div></div><div></div><div></div><div></div><div></div><div></div><div></div><div></div><div></div><div></div><div></div><div></div><div></div><div></div><div></div><div></div><div></div><div></div><div></div><div></div><div></div><div></div><div></div><div></div><div></div><div></div><div></div><div></div><div></div><div></div><div></div><div></div><div></div><div></div><div></div><div></div><div></div><div></div><div></div><div></div><div></div><div></div><div></div><div></div><div></div><div></div><div></div><div></div><div></div><div></div><div></div><div></div><div></div><div></div><div></div><div></div><div></div><div></div><div></div><div></div><div></div><div></div><div></div><div></div><div></div><div></div><div></div><div></div><div></div><div></div><div></div><div></div><div></div><div></div><div></div><div></div><div></div><div></div><div></div><div></div><div></div><div></div><div></div><div></div><div></div><div></div><div></div><div></div><div></div><div></div><div></div><div></div><div></div><div></div><div></div><div></div><div></div><div></div><div></div><div></div><div></div><div></div><div></div><div></div><div></div><div></div><div></div><div></div><div></div><div></div><div></div><div></div><div></div><div></div><div></div><div></div><div></div><div></div><div></div><div></div><div></div><div></div><div></div><div></div><div></div><div></div><div></div><div></div><div></div><div></div><div></div><div></div><div></div><div></div><div></div><div></div><div></div><div></div><div></div><div></div><div></div><div></div><div></div><div></div><div></div><div></div><div></div><div></div><div></div><div></div><div></div><div></div><div></div><div></div><div></div><div></div><div></div><div></div><div></div><div></div><div></div><div></div><div></div><div></div><div></div><div></div><div></div><div></div><div></div><div></div><div></div><div></div><div></div><div></div><div></div><div></div><div></div><div></div><div></div><div></div><div></div><div></div><div></div><div></div><div></div><div></div><div></div><div></div><div></div><div></div><div></div><div></div><div></div><div></div><div></div><div></div><div></div><div></div><div></div><div></div><div></div><div></div><div></div><div></div><div></div><div></div><div></div><div></div><div></div><div></div><div></div><div></div><div></div><div></div><div></div><div></div><div></div><div></div><div></div><div></div><div></div><div></div><div></div><div></div><div></div><div></div><div></div><div></div><div></div><div></div><div></div><div></div><div></div><div></div><div></div><div></div><div></div><div></div><div></div><div></div><div></div><div></div><div></div><div></div><div></div><div></div><div></div><div></div><div></div><div></div><div></div><div></div><div></div><div></div><div></div><div></div><div></div><div></div><div></div><div></div><div></div><div></div><div></div><div></div><div></div><div></div><div></div><div></div><div></div><div></div><div></div><div></div><div></div><div></div><div></div><div></div><div></div><div></div><div></div><div></div><div></div><div></div><div></div><div></div><div></div><div></div><div></div><div></div><div></div><div></div><div></div><div></div><div></div><div></div><div></div><div></div><div></div><div></div><div></div><div></div><div></div><div></div><div></div><div></div><div></div><div></div><div></div><div></div><div></div><div></div><div></div><div></div><div></div><div></div><div></div><div></div><div></div><div></div><div></div><div></div><div></div><div></div><div></div><div></div><div></div><div></div><div></div><div></div><div></div><div></div><div></div><div></div><div></div><div></div><div></div><div></div><div></div><div></div><div></div><div></div><div></div><div></div><div></div><div></div><div></div><div></div><div></div><div></div><div></div><div></div><div></div><div></div><div></div><div></div><div></div><div></div><div></div><div></div><div></div><div></div><div></div><div></div><div></div><div></div><div></div><div></div><div></div><div></div><div></div><div></div><div></div><div></div><div></div><div></div><div></div><div></div><div></div><div></div><div></div><div></div><div></div><div></div><div></div><div></div><div></div><div></div><div></div><div></div><div></div><div></div><div></div><div></div><div></div><div></div><div></div><div></div><div></div><div></div><div></div><div></div><div></div><div></div><div></div><div></div><div></div><div></div><div></div><div></div><div></div><div></div><div></div><div></div><div></div><div></div><div></div><div></div><div></div><div></div><div></div><div></div><div></div><div></div><div></div><div></div><div></div><div></div><div></div><div></div><div></div><div></div><div></div><div></div><div></div><div></div><div></div><div></div><div></div><div></div><div></div><div></div><div></div><div></div><div></div><div></div><div></div><div></div><div></div><div></div><div></div><div></div><div></div><div></div><div></div><div></div><div></div><div></div><div></div><div></div><div></div><div></div><div></div><div></div><div></div><div></div><div></div><div></div><div></div><div></div><div></div><div></div><div></div><div></div><div></div><div></div><div></div><div></div><div></div><div></div><div></div><div></div><div></div><div></div><div></div><div></div><div></div><div></div><div></div><div></div><div></div><div></div><div></div><div></div><div></div><div></div><div></div><div></div><div></div><div></div><div></div><div></div><div></div><div></div><div></div><div></div><div></div><div></div><div></div><div></div><div></div><div></div><div></div><div></div><div></div><div></div><div></div><div></div><div></div><div></div><div></div><div></div><div></div><div></div><div></div><div></div><div></div><div></div><div></div><div></div><div></div><div></div><div></div><div></div><div></div><div></div><div></div><div></div><div></div><div></div><div></div><div></div><div></div><div></div><div></div><div></div><div></div><div></div><div></div><div></div><div></div><div></div><div></div><div></div><div></div><div></div><div></div><div></div><div></div><div></div><div></div><div></div><div></div><div></div><div></div><div></div><div></div><div></div><div></div><div></div><div></div><div></div><div></div><div></div><div></div><div></div><div></div><div></div><div></div><div></div><div></div><div></div><div></div><div></div><div></div><div></div><div></div><div></div><div></div><div></div><div></div><div></div><div></div><div></div><div></div><div></div><div></div><div></div><div></div><div></div><div></div><div></div><div></div><div></div><div></div><div></div><div></div><div></div><div></div><div></div><div></div><div></div><div></div><div></div><div></div><div></div><div></div><div></div><div></div><div></div><div></div><div></div><div></div><div></div><div></div><div></div><div></div><div></div><div></div><div></div><div></div><div></div><div></div><div></div><div></div><div></div><div></div><div></div><div></div><div></div><div></div><div></div><div></div><div></div><div></div><div></div><div></div><div></div><div></div><div></div><div></div><div></div><div></div><div></div></div></div></div></div></div></div></div>						



Polarization	Vertical		Test Freq. (MHz)		2437				
Test Configuration	1								
<div><div><div>Level (dBuV/m)</div><div><div><div><div><div><div></div><div></div><div></div><div></div><div></div><div></div><div></div><div></div><div></div><div></div><div></div><div></div><div></div><div></div><div></div><div></div><div></div><div></div><div></div><div></div><div></div><div></div><div></div><div></div><div></div><div></div><div></div><div></div><div></div><div></div><div></div><div></div><div></div><div></div><div></div><div></div><div></div><div></div><div></div><div></div><div></div><div></div><div></div><div></div><div></div><div></div><div></div><div></div><div></div><div></div><div></div><div></div><div></div><div></div><div></div><div></div><div></div><div></div><div></div><div></div><div></div><div></div><div></div><div></div><div></div><div></div><div></div><div></div><div></div><div></div><div></div><div></div><div></div><div></div><div></div><div></div><div></div><div></div><div></div><div></div><div></div><div></div><div></div><div></div><div></div><div></div><div></div><div></div><div></div><div></div><div></div><div></div><div></div><div></div><div></div><div></div><div></div><div></div><div></div><div></div><div></div><div></div><div></div><div></div><div></div><div></div><div></div><div></div><div></div><div></div><div></div><div></div><div></div><div></div><div></div><div></div><div></div><div></div><div></div><div></div><div></div><div></div><div></div><div></div><div></div><div></div><div></div><div></div><div></div><div></div><div></div><div></div><div></div><div></div><div></div><div></div><div></div><div></div><div></div><div></div><div></div><div></div><div></div><div></div><div></div><div></div><div></div><div></div><div></div><div></div><div></div><div></div><div></div><div></div><div></div><div></div><div></div><div></div><div></div><div></div><div></div><div></div><div></div><div></div><div></div><div></div><div></div><div></div><div></div><div></div><div></div><div></div><div></div><div></div><div></div><div></div><div></div><div></div><div></div><div></div><div></div><div></div><div></div><div></div><div></div><div></div><div></div><div></div><div></div><div></div><div></div><div></div><div></div><div></div><div></div><div></div><div></div><div></div><div></div><div></div><div></div><div></div><div></div><div></div><div></div><div></div><div></div><div></div><div></div><div></div><div></div><div></div><div></div><div></div><div></div><div></div><div></div><div></div><div></div><div></div><div></div><div></div><div></div><div></div><div></div><div></div><div></div><div></div><div></div><div></div><div></div><div></div><div></div><div></div><div></div><div></div><div></div><div></div><div></div><div></div><div></div><div></div><div></div><div></div><div></div><div></div><div></div><div></div><div></div><div></div><div></div><div></div><div></div><div></div><div></div><div></div><div></div><div></div><div></div><div></div><div></div><div></div><div></div><div></div><div></div><div></div><div></div><div></div><div></div><div></div><div></div><div></div><div></div><div></div><div></div><div></div><div></div><div></div><div></div><div></div><div></div><div></div><div></div><div></div><div></div><div></div><div></div><div></div><div></div><div></div><div></div><div></div><div></div><div></div><div></div><div></div><div></div><div></div><div></div><div></div><div></div><div></div><div></div><div></div><div></div><div></div><div></div><div></div><div></div><div></div><div></div><div></div><div></div><div></div><div></div><div></div><div></div><div></div><div></div><div></div><div></div><div></div><div></div><div></div><div></div><div></div><div></div><div></div><div></div><div></div><div></div><div></div><div></div><div></div><div></div><div></div><div></div><div></div><div></div><div></div><div></div><div></div><div></div><div></div><div></div><div></div><div></div><div></div><div></div><div></div><div></div><div></div><div></div><div></div><div></div><div></div><div></div><div></div><div></div><div></div><div></div><div></div><div></div><div></div><div></div><div></div><div></div><div></div><div></div><div></div><div></div><div></div><div></div><div></div><div></div><div></div><div></div><div></div><div></div><div></div><div></div><div></div><div></div><div></div><div></div><div></div><div></div><div></div><div></div><div></div><div></div><div></div><div></div><div></div><div></div><div></div><div></div><div></div><div></div><div></div><div></div><div></div><div></div><div></div><div></div><div></div><div></div><div></div><div></div><div></div><div></div><div></div><div></div><div></div><div></div><div></div><div></div><div></div><div></div><div></div><div></div><div></div><div></div><div></div><div></div><div></div><div></div><div></div><div></div><div></div><div></div><div></div><div></div><div></div><div></div><div></div><div></div><div></div><div></div><div></div><div></div><div></div><div></div><div></div><div></div><div></div><div></div><div></div><div></div><div></div><div></div><div></div><div></div><div></div><div></div><div></div><div></div><div></div><div></div><div></div><div></div><div></div><div></div><div></div><div></div><div></div><div></div><div></div><div></div><div></div><div></div><div></div><div></div><div></div><div></div><div></div><div></div><div></div><div></div><div></div><div></div><div></div><div></div><div></div><div></div><div></div><div></div><div></div><div></div><div></div><div></div><div></div><div></div><div></div><div></div><div></div><div></div><div></div><div></div><div></div><div></div><div></div><div></div><div></div><div></div><div></div><div></div><div></div><div></div><div></div><div></div><div></div><div></div><div></div><div></div><div></div><div></div><div></div><div></div><div></div><div></div><div></div><div></div><div></div><div></div><div></div><div></div><div></div><div></div><div></div><div></div><div></div><div></div><div></div><div></div><div></div><div></div><div></div><div></div><div></div><div></div><div></div><div></div><div></div><div></div><div></div><div></div><div></div><div></div><div></div><div></div><div></div><div></div><div></div><div></div><div></div><div></div><div></div><div></div><div></div><div></div><div></div><div></div><div></div><div></div><div></div><div></div><div></div><div></div><div></div><div></div><div></div><div></div><div></div><div></div><div></div><div></div><div></div><div></div><div></div><div></div><div></div><div></div><div></div><div></div><div></div><div></div><div></div><div></div><div></div><div></div><div></div><div></div><div></div><div></div><div></div><div></div><div></div><div></div><div></div><div></div><div></div><div></div><div></div><div></div><div></div><div></div><div></div><div></div><div></div><div></div><div></div><div></div><div></div><div></div><div></div><div></div><div></div><div></div><div></div><div></div><div></div><div></div><div></div><div></div><div></div><div></div><div></div><div></div><div></div><div></div><div></div><div></div><div></div><div></div><div></div><div></div><div></div><div></div><div></div><div></div><div></div><div></div><div></div><div></div><div></div><div></div><div></div><div></div><div></div><div></div><div></div><div></div><div></div><div></div><div></div><div></div><div></div><div></div><div></div><div></div><div></div><div></div><div></div><div></div><div></div><div></div><div></div><div></div><div></div><div></div><div></div><div></div><div></div><div></div><div></div><div></div><div></div><div></div><div></div><div></div><div></div><div></div><div></div><div></div><div></div><div></div><div></div><div></div><div></div><div></div><div></div><div></div><div></div><div></div><div></div><div></div><div></div><div></div><div></div><div></div><div></div><div></div><div></div><div></div><div></div><div></div><div></div><div></div><div></div><div></div><div></div><div></div><div></div><div></div><div></div><div></div><div></div><div></div><div></div><div></div><div></div><div></div><div></div><div></div><div></div><div></div><div></div><div></div><div></div><div></div><div></div><div></div><div></div><div></div><div></div><div></div><div></div><div></div><div></div><div></div><div></div><div></div><div></div><div></div><div></div><div></div><div></div><div></div><div></div><div></div><div></div><div></div><div></div><div></div><div></div><div></div><div></div><div></div><div></div><div></div><div></div><div></div><div></div><div></div><div></div><div></div><div></div><div></div><div></div><div></div><div></div><div></div><div></div><div></div><div></div><div></div><div></div><div></div><div></div><div></div><div></div><div></div><div></div><div></div><div></div><div></div><div></div><div></div><div></div><div></div><div></div><div></div><div></div><div></div><div></div><div></div><div></div><div></div><div></div><div></div><div></div><div></div><div></div><div></div><div></div><div></div><div></div><div></div><div></div><div></div><div></div><div></div><div></div><div></div><div></div><div></div><div></div><div></div><div></div><div></div><div></div><div></div><div></div><div></div><div></div><div></div><div></div><div></div><div></div><div></div><div></div><div></div><div></div><div></div><div></div><div></div><div></div><div></div><div></div><div></div><div></div><div></div><div></div><div></div><div></div><div></div><div></div><div></div><div></div><div></div><div></div><div></div><div></div><div></div><div></div><div></div><div></div><div></div><div></div><div></div><div></div><div></div><div></div><div></div><div></div><div></div><div></div><div></div><div></div><div></div><div></div><div></div><div></div><div></div><div></div><div></div><div></div><div></div><div></div><div></div><div></div><div></div><div></div><div></div><div></div><div></div><div></div><div></div><div></div><div></div><div></div><div></div><div></div><div></div><div></div><div></div><div></div><div></div><div></div><div></div><div></div><div></div><div></div><div></div><div></div><div></div><div></div><div></div><div></div><div></div><div></div><div></div><div></div><div></div><div></div><div></div><div></div><div></div><div></div><div></div><div></div><div></div><div></div><div></div><div></div><div></div><div></div><div></div><div></div><div></div><div></div><div></div><div></div><div></div><div></div><div></div><div></div><div></div><div></div><div></div><div></div><div></div><div></div><div></div><div></div><div></div><div></div><div></div><div></div><div></div><div></div><div></div><div></div><div></div><div></div><div></div><div></div><div></div><div></div><div></div><div></div><div></div><div></div><div></div><div></div><div></div><div></div><div></div><div></div><div></div><div></div><div></div><div></div><div></div><div></div><div></div><div></div><div></div><div></div><div></div><div></div><div></div><div></div><div></div><div></div><div></div><div></div><div></div><div></div><div></div><div></div><div></div><div></div><div></div><div></div><div></div><div></div><div></div><div></div><div></div><div></div><div></div><div></div><div></div><div></div><div></div><div></div><div></div><div></div><div></div><div></div><div></div><div></div><div></div><div></div><div></div><div></div><div></div><div></div><div></div><div></div><div></div><div></div><div></div><div></div><div></div><div></div><div></div><div></div><div></div><div></div><div></div><div></div><div></div><div></div><div></div><div></div><div></div><div></div><div></div><div></div><div></div><div></div><div></div><div></div><div></div><div></div><div></div><div></div><div></div><div></div><div></div><div></div><div></div><div></div><div></div><div></div><div></div><div></div><div></div><div></div><div></div><div></div><div></div><div></div><div></div><div></div><div></div><div></div><div></div><div></div><div></div><div></div><div></div><div></div><div></div><div></div><div></div><div></div><div></div><div></div><div></div><div></div><div></div><div></div><div></div><div></div><div></div><div></div><div></div><div></div><div></div><div></div><div></div><div></div><div></div><div></div><div></div><div></div><div></div><div></div><div></div><div></div><div></div><div></div><div></div><div></div><div></div><div></div><div></div><div></div><div></div><div></div><div></div><div></div><div></div><div></div><div></div><div></div><div></div><div></div><div></div><div></div><div></div><div></div><div></div><div></div><div></div><div></div><div></div><div></div><div></div><div></div><div></div><div></div><div></div><div>&lt;/</div></div></div></div></div></div></div></div>									



Polarization	Horizontal		Test Freq. (MHz)		2462																																																																							
Test Configuration	1																																																																											
<div><div><div>Level (dBuV/m)</div><div><div>Frequency (MHz)</div></div><table><tr><th></th><th>Freq. MHz</th><th>Emission level dBuV/m</th><th>Limit dBuV/m</th><th>Margin dB</th><th>SA reading dBuV</th><th>Factor dB</th><th>Remark</th><th>ANT High cm</th><th>Turn Table deg</th></tr><tr><td>1</td><td>2483.50</td><td>43.16</td><td>54.00</td><td>-10.84</td><td>45.99</td><td>-2.83</td><td>Average</td><td>---</td><td>---</td></tr><tr><td>2</td><td>2483.50</td><td>61.06</td><td>74.00</td><td>-12.94</td><td>63.89</td><td>-2.83</td><td>Peak</td><td>---</td><td>---</td></tr><tr><td>3</td><td>4924.00</td><td>36.42</td><td>54.00</td><td>-17.58</td><td>31.94</td><td>4.48</td><td>Average</td><td>---</td><td>---</td></tr><tr><td>4</td><td>4924.00</td><td>48.63</td><td>74.00</td><td>-25.37</td><td>44.15</td><td>4.48</td><td>Peak</td><td>---</td><td>---</td></tr><tr><td>5</td><td>7386.00</td><td>35.44</td><td>54.00</td><td>-18.56</td><td>26.46</td><td>8.98</td><td>Average</td><td>---</td><td>---</td></tr><tr><td>6</td><td>7386.00</td><td>49.67</td><td>74.00</td><td>-24.33</td><td>40.69</td><td>8.98</td><td>Peak</td><td>---</td><td>---</td></tr></table></div></div>								Freq. MHz	Emission level dBuV/m	Limit dBuV/m	Margin dB	SA reading dBuV	Factor dB	Remark	ANT High cm	Turn Table deg	1	2483.50	43.16	54.00	-10.84	45.99	-2.83	Average	---	---	2	2483.50	61.06	74.00	-12.94	63.89	-2.83	Peak	---	---	3	4924.00	36.42	54.00	-17.58	31.94	4.48	Average	---	---	4	4924.00	48.63	74.00	-25.37	44.15	4.48	Peak	---	---	5	7386.00	35.44	54.00	-18.56	26.46	8.98	Average	---	---	6	7386.00	49.67	74.00	-24.33	40.69	8.98	Peak	---	---
	Freq. MHz	Emission level dBuV/m	Limit dBuV/m	Margin dB	SA reading dBuV	Factor dB	Remark	ANT High cm	Turn Table deg																																																																			
1	2483.50	43.16	54.00	-10.84	45.99	-2.83	Average	---	---																																																																			
2	2483.50	61.06	74.00	-12.94	63.89	-2.83	Peak	---	---																																																																			
3	4924.00	36.42	54.00	-17.58	31.94	4.48	Average	---	---																																																																			
4	4924.00	48.63	74.00	-25.37	44.15	4.48	Peak	---	---																																																																			
5	7386.00	35.44	54.00	-18.56	26.46	8.98	Average	---	---																																																																			
6	7386.00	49.67	74.00	-24.33	40.69	8.98	Peak	---	---																																																																			
<div>Note 1: "&gt;20dB" means spurious emission levels that exceed the level of 20 dB below the applicable limit.</div> <div>Note 2: For restricted bands, the peak measurement is fully sufficient, as the max field strength as measured with the Peak-Detector meets the AV-Limit so that the AV level does not need to be reported in addition.</div> <div>Note 3: For un-restricted bands, unwanted emissions shall be attenuated by at least 20 dB relative to the maximum measured in-band level.</div>																																																																												



Polarization	Vertical		Test Freq. (MHz)		2462																																																																																				
Test Configuration	1																																																																																								
<div><div><div>Level (dBuV/m)</div><div><div>Frequency (MHz)</div></div><table><tr><th></th><th>Freq.</th><th>Emission level</th><th>Limit</th><th>Margin</th><th>SA reading</th><th>Factor</th><th>Remark</th><th>ANT High</th><th>Turn Table</th></tr><tr><th></th><th>MHz</th><th>dBuV/m</th><th>dBuV/m</th><th>dB</th><th>dBuV</th><th>dB</th><th></th><th>cm</th><th>deg</th></tr><tr><td>1</td><td>2483.50</td><td>52.72</td><td>54.00</td><td>-1.28</td><td>55.55</td><td>-2.83</td><td>Average</td><td>---</td><td>---</td></tr><tr><td>2</td><td>2483.50</td><td>72.69</td><td>74.00</td><td>-1.31</td><td>75.52</td><td>-2.83</td><td>Peak</td><td>---</td><td>---</td></tr><tr><td>3</td><td>4924.00</td><td>42.52</td><td>54.00</td><td>-11.48</td><td>38.04</td><td>4.48</td><td>Average</td><td>---</td><td>---</td></tr><tr><td>4</td><td>4924.00</td><td>51.38</td><td>74.00</td><td>-22.62</td><td>46.90</td><td>4.48</td><td>Peak</td><td>---</td><td>---</td></tr><tr><td>5</td><td>7386.00</td><td>35.66</td><td>54.00</td><td>-18.34</td><td>26.68</td><td>8.98</td><td>Average</td><td>---</td><td>---</td></tr><tr><td>6</td><td>7386.00</td><td>50.41</td><td>74.00</td><td>-23.59</td><td>41.43</td><td>8.98</td><td>Peak</td><td>---</td><td>---</td></tr></table></div></div>											Freq.	Emission level	Limit	Margin	SA reading	Factor	Remark	ANT High	Turn Table		MHz	dBuV/m	dBuV/m	dB	dBuV	dB		cm	deg	1	2483.50	52.72	54.00	-1.28	55.55	-2.83	Average	---	---	2	2483.50	72.69	74.00	-1.31	75.52	-2.83	Peak	---	---	3	4924.00	42.52	54.00	-11.48	38.04	4.48	Average	---	---	4	4924.00	51.38	74.00	-22.62	46.90	4.48	Peak	---	---	5	7386.00	35.66	54.00	-18.34	26.68	8.98	Average	---	---	6	7386.00	50.41	74.00	-23.59	41.43	8.98	Peak	---	---
	Freq.	Emission level	Limit	Margin	SA reading	Factor	Remark	ANT High	Turn Table																																																																																
	MHz	dBuV/m	dBuV/m	dB	dBuV	dB		cm	deg																																																																																
1	2483.50	52.72	54.00	-1.28	55.55	-2.83	Average	---	---																																																																																
2	2483.50	72.69	74.00	-1.31	75.52	-2.83	Peak	---	---																																																																																
3	4924.00	42.52	54.00	-11.48	38.04	4.48	Average	---	---																																																																																
4	4924.00	51.38	74.00	-22.62	46.90	4.48	Peak	---	---																																																																																
5	7386.00	35.66	54.00	-18.34	26.68	8.98	Average	---	---																																																																																
6	7386.00	50.41	74.00	-23.59	41.43	8.98	Peak	---	---																																																																																
<div>Note 1: "&gt;20dB" means spurious emission levels that exceed the level of 20 dB below the applicable limit.</div> <div>Note 2: For restricted bands, the peak measurement is fully sufficient, as the max field strength as measured with the Peak-Detector meets the AV-Limit so that the AV level does not need to be reported in addition.</div> <div>Note 3: For un-restricted bands, unwanted emissions shall be attenuated by at least 20 dB relative to the maximum measured in-band level.</div>																																																																																									





Polarization	Horizontal		Test Freq. (MHz)		2412																																																																										
Test Configuration	2																																																																														
<div><div><div>Level (dBuV/m)</div><div><div>Frequency (MHz)</div></div><table><tr><th></th><th>Freq. MHz</th><th>Emission level dBuV/m</th><th>Limit dBuV/m</th><th>Margin dB</th><th>SA reading dBuV</th><th>Factor dB</th><th>Remark</th><th>ANT High cm</th><th>Turn Table deg</th></tr><tr><td>1</td><td>2340.00</td><td>45.21</td><td>54.00</td><td>-8.79</td><td>48.62</td><td>-3.41</td><td>Average</td><td>---</td><td>---</td></tr><tr><td>2</td><td>2340.00</td><td>54.73</td><td>74.00</td><td>-19.27</td><td>58.14</td><td>-3.41</td><td>Peak</td><td>---</td><td>---</td></tr><tr><td>3</td><td>2390.00</td><td>50.43</td><td>54.00</td><td>-3.57</td><td>53.65</td><td>-3.22</td><td>Average</td><td>---</td><td>---</td></tr><tr><td>4</td><td>2390.00</td><td>70.63</td><td>74.00</td><td>-3.37</td><td>73.85</td><td>-3.22</td><td>Peak</td><td>---</td><td>---</td></tr><tr><td>5</td><td>4824.00</td><td>35.83</td><td>54.00</td><td>-18.17</td><td>31.52</td><td>4.31</td><td>Average</td><td>---</td><td>---</td></tr><tr><td>6</td><td>4824.00</td><td>49.60</td><td>74.00</td><td>-24.40</td><td>45.29</td><td>4.31</td><td>Peak</td><td>---</td><td>---</td></tr></table></div></div>											Freq. MHz	Emission level dBuV/m	Limit dBuV/m	Margin dB	SA reading dBuV	Factor dB	Remark	ANT High cm	Turn Table deg	1	2340.00	45.21	54.00	-8.79	48.62	-3.41	Average	---	---	2	2340.00	54.73	74.00	-19.27	58.14	-3.41	Peak	---	---	3	2390.00	50.43	54.00	-3.57	53.65	-3.22	Average	---	---	4	2390.00	70.63	74.00	-3.37	73.85	-3.22	Peak	---	---	5	4824.00	35.83	54.00	-18.17	31.52	4.31	Average	---	---	6	4824.00	49.60	74.00	-24.40	45.29	4.31	Peak	---	---
	Freq. MHz	Emission level dBuV/m	Limit dBuV/m	Margin dB	SA reading dBuV	Factor dB	Remark	ANT High cm	Turn Table deg																																																																						
1	2340.00	45.21	54.00	-8.79	48.62	-3.41	Average	---	---																																																																						
2	2340.00	54.73	74.00	-19.27	58.14	-3.41	Peak	---	---																																																																						
3	2390.00	50.43	54.00	-3.57	53.65	-3.22	Average	---	---																																																																						
4	2390.00	70.63	74.00	-3.37	73.85	-3.22	Peak	---	---																																																																						
5	4824.00	35.83	54.00	-18.17	31.52	4.31	Average	---	---																																																																						
6	4824.00	49.60	74.00	-24.40	45.29	4.31	Peak	---	---																																																																						
<div><div>Note 1: "&gt;20dB" means spurious emission levels that exceed the level of 20 dB below the applicable limit.</div><div>Note 2: For restricted bands, the peak measurement is fully sufficient, as the max field strength as measured with the Peak-Detector meets the AV-Limit so that the AV level does not need to be reported in addition.</div><div>Note 3: For un-restricted bands, unwanted emissions shall be attenuated by at least 20 dB relative to the maximum measured in-band level.</div></div>																																																																															



Polarization	Vertical	Test Freq. (MHz)	2412																																																																												
Test Configuration	2																																																																														
<div><p>Level (dBuV/m)</p><p>Frequency (MHz)</p></div> <table><tr><th></th><th>Freq. MHz</th><th>Emission level dBuV/m</th><th>Limit dBuV/m</th><th>Margin dB</th><th>SA reading dBuV</th><th>Factor dB</th><th>Remark</th><th>ANT High cm</th><th>Turn Table deg</th></tr><tr><td>1</td><td>2340.00</td><td>41.96</td><td>54.00</td><td>-12.04</td><td>45.37</td><td>-3.41</td><td>Average</td><td>---</td><td>---</td></tr><tr><td>2</td><td>2340.00</td><td>51.80</td><td>74.00</td><td>-22.20</td><td>55.21</td><td>-3.41</td><td>Peak</td><td>---</td><td>---</td></tr><tr><td>3</td><td>2390.00</td><td>47.68</td><td>54.00</td><td>-6.32</td><td>50.90</td><td>-3.22</td><td>Average</td><td>---</td><td>---</td></tr><tr><td>4</td><td>2390.00</td><td>67.29</td><td>74.00</td><td>-6.71</td><td>70.51</td><td>-3.22</td><td>Peak</td><td>---</td><td>---</td></tr><tr><td>5</td><td>4824.00</td><td>37.47</td><td>54.00</td><td>-16.53</td><td>33.16</td><td>4.31</td><td>Average</td><td>---</td><td>---</td></tr><tr><td>6</td><td>4824.00</td><td>51.70</td><td>74.00</td><td>-22.30</td><td>47.39</td><td>4.31</td><td>Peak</td><td>---</td><td>---</td></tr></table>											Freq. MHz	Emission level dBuV/m	Limit dBuV/m	Margin dB	SA reading dBuV	Factor dB	Remark	ANT High cm	Turn Table deg	1	2340.00	41.96	54.00	-12.04	45.37	-3.41	Average	---	---	2	2340.00	51.80	74.00	-22.20	55.21	-3.41	Peak	---	---	3	2390.00	47.68	54.00	-6.32	50.90	-3.22	Average	---	---	4	2390.00	67.29	74.00	-6.71	70.51	-3.22	Peak	---	---	5	4824.00	37.47	54.00	-16.53	33.16	4.31	Average	---	---	6	4824.00	51.70	74.00	-22.30	47.39	4.31	Peak	---	---
	Freq. MHz	Emission level dBuV/m	Limit dBuV/m	Margin dB	SA reading dBuV	Factor dB	Remark	ANT High cm	Turn Table deg																																																																						
1	2340.00	41.96	54.00	-12.04	45.37	-3.41	Average	---	---																																																																						
2	2340.00	51.80	74.00	-22.20	55.21	-3.41	Peak	---	---																																																																						
3	2390.00	47.68	54.00	-6.32	50.90	-3.22	Average	---	---																																																																						
4	2390.00	67.29	74.00	-6.71	70.51	-3.22	Peak	---	---																																																																						
5	4824.00	37.47	54.00	-16.53	33.16	4.31	Average	---	---																																																																						
6	4824.00	51.70	74.00	-22.30	47.39	4.31	Peak	---	---																																																																						
<p>Note 1: "&gt;20dB" means spurious emission levels that exceed the level of 20 dB below the applicable limit.</p> <p>Note 2: For restricted bands, the peak measurement is fully sufficient, as the max field strength as measured with the Peak-Detector meets the AV-Limit so that the AV level does not need to be reported in addition.</p> <p>Note 3: For un-restricted bands, unwanted emissions shall be attenuated by at least 20 dB relative to the maximum measured in-band level.</p>																																																																															



Polarization	Horizontal			Test Freq. (MHz)			2437																																																																																		
Test Configuration	2																																																																																								
<div><p>Level (dBuV/m)</p><p>Frequency (MHz)</p></div> <table><tr><th></th><th>Freq.</th><th>Emission level</th><th>Limit</th><th>Margin</th><th>SA reading</th><th>Factor</th><th>Remark</th><th>ANT High</th><th>Turn Table</th></tr><tr><th></th><th>MHz</th><th>dBuV/m</th><th>dBuV/m</th><th>dB</th><th>dBuV</th><th>dB</th><th></th><th>cm</th><th>deg</th></tr><tr><td>1</td><td>2390.00</td><td>47.26</td><td>54.00</td><td>-6.74</td><td>50.48</td><td>-3.22</td><td>Average</td><td>---</td><td>---</td></tr><tr><td>2</td><td>2390.00</td><td>62.17</td><td>74.00</td><td>-11.83</td><td>65.39</td><td>-3.22</td><td>Peak</td><td>---</td><td>---</td></tr><tr><td>3</td><td>4874.00</td><td>44.61</td><td>54.00</td><td>-9.39</td><td>40.22</td><td>4.39</td><td>Average</td><td>---</td><td>---</td></tr><tr><td>4</td><td>4874.00</td><td>59.91</td><td>74.00</td><td>-14.09</td><td>55.52</td><td>4.39</td><td>Peak</td><td>---</td><td>---</td></tr><tr><td>5</td><td>7311.00</td><td>42.94</td><td>54.00</td><td>-11.06</td><td>34.02</td><td>8.92</td><td>Average</td><td>---</td><td>---</td></tr><tr><td>6</td><td>7311.00</td><td>54.76</td><td>74.00</td><td>-19.24</td><td>45.84</td><td>8.92</td><td>Peak</td><td>---</td><td>---</td></tr></table>											Freq.	Emission level	Limit	Margin	SA reading	Factor	Remark	ANT High	Turn Table		MHz	dBuV/m	dBuV/m	dB	dBuV	dB		cm	deg	1	2390.00	47.26	54.00	-6.74	50.48	-3.22	Average	---	---	2	2390.00	62.17	74.00	-11.83	65.39	-3.22	Peak	---	---	3	4874.00	44.61	54.00	-9.39	40.22	4.39	Average	---	---	4	4874.00	59.91	74.00	-14.09	55.52	4.39	Peak	---	---	5	7311.00	42.94	54.00	-11.06	34.02	8.92	Average	---	---	6	7311.00	54.76	74.00	-19.24	45.84	8.92	Peak	---	---
	Freq.	Emission level	Limit	Margin	SA reading	Factor	Remark	ANT High	Turn Table																																																																																
	MHz	dBuV/m	dBuV/m	dB	dBuV	dB		cm	deg																																																																																
1	2390.00	47.26	54.00	-6.74	50.48	-3.22	Average	---	---																																																																																
2	2390.00	62.17	74.00	-11.83	65.39	-3.22	Peak	---	---																																																																																
3	4874.00	44.61	54.00	-9.39	40.22	4.39	Average	---	---																																																																																
4	4874.00	59.91	74.00	-14.09	55.52	4.39	Peak	---	---																																																																																
5	7311.00	42.94	54.00	-11.06	34.02	8.92	Average	---	---																																																																																
6	7311.00	54.76	74.00	-19.24	45.84	8.92	Peak	---	---																																																																																
<p>Note 1: "&gt;20dB" means spurious emission levels that exceed the level of 20 dB below the applicable limit.</p> <p>Note 2: For restricted bands, the peak measurement is fully sufficient, as the max field strength as measured with the Peak-Detector meets the AV-Limit so that the AV level does not need to be reported in addition.</p> <p>Note 3: For un-restricted bands, unwanted emissions shall be attenuated by at least 20 dB relative to the maximum measured in-band level.</p>																																																																																									



# International Certification Corp.

No. 3-1, Lane 6, Wen San 3rd St., Kwei Shan Hsiang, Tao Yuan Hsien 333, Taiwan, R.O.C.  
Tel: 886-3-271-8666 Fax: 886-3-318-0155

Polarization	Vertical	Test Freq. (MHz)	2437																																																																						
Test Configuration	2																																																																								
<div><div><div>Level (dBuV/m)</div><div><div>Frequency (MHz)</div></div><table><tr><th></th><th>Freq. MHz</th><th>Emission level dBuV/m</th><th>Limit dBuV/m</th><th>Margin dB</th><th>SA reading dBuV</th><th>Factor dB</th><th>Remark</th><th>ANT High cm</th><th>Turn Table deg</th></tr><tr><td>1</td><td>2390.00</td><td>46.01</td><td>54.00</td><td>-7.99</td><td>49.23</td><td>-3.22</td><td>Average</td><td>---</td><td>---</td></tr><tr><td>2</td><td>2390.00</td><td>59.61</td><td>74.00</td><td>-14.39</td><td>62.83</td><td>-3.22</td><td>Peak</td><td>---</td><td>---</td></tr><tr><td>3</td><td>4874.00</td><td>47.06</td><td>54.00</td><td>-6.94</td><td>42.67</td><td>4.39</td><td>Average</td><td>---</td><td>---</td></tr><tr><td>4</td><td>4874.00</td><td>60.64</td><td>74.00</td><td>-13.36</td><td>56.25</td><td>4.39</td><td>Peak</td><td>---</td><td>---</td></tr><tr><td>5</td><td>7311.00</td><td>41.06</td><td>54.00</td><td>-12.94</td><td>32.14</td><td>8.92</td><td>Average</td><td>---</td><td>---</td></tr><tr><td>6</td><td>7311.00</td><td>54.60</td><td>74.00</td><td>-19.40</td><td>45.68</td><td>8.92</td><td>Peak</td><td>---</td><td>---</td></tr></table></div></div>					Freq. MHz	Emission level dBuV/m	Limit dBuV/m	Margin dB	SA reading dBuV	Factor dB	Remark	ANT High cm	Turn Table deg	1	2390.00	46.01	54.00	-7.99	49.23	-3.22	Average	---	---	2	2390.00	59.61	74.00	-14.39	62.83	-3.22	Peak	---	---	3	4874.00	47.06	54.00	-6.94	42.67	4.39	Average	---	---	4	4874.00	60.64	74.00	-13.36	56.25	4.39	Peak	---	---	5	7311.00	41.06	54.00	-12.94	32.14	8.92	Average	---	---	6	7311.00	54.60	74.00	-19.40	45.68	8.92	Peak	---	---
	Freq. MHz	Emission level dBuV/m	Limit dBuV/m	Margin dB	SA reading dBuV	Factor dB	Remark	ANT High cm	Turn Table deg																																																																
1	2390.00	46.01	54.00	-7.99	49.23	-3.22	Average	---	---																																																																
2	2390.00	59.61	74.00	-14.39	62.83	-3.22	Peak	---	---																																																																
3	4874.00	47.06	54.00	-6.94	42.67	4.39	Average	---	---																																																																
4	4874.00	60.64	74.00	-13.36	56.25	4.39	Peak	---	---																																																																
5	7311.00	41.06	54.00	-12.94	32.14	8.92	Average	---	---																																																																
6	7311.00	54.60	74.00	-19.40	45.68	8.92	Peak	---	---																																																																
<div>Note 1: "&gt;20dB" means spurious emission levels that exceed the level of 20 dB below the applicable limit.</div> <div>Note 2: For restricted bands, the peak measurement is fully sufficient, as the max field strength as measured with the Peak-Detector meets the AV-Limit so that the AV level does not need to be reported in addition.</div> <div>Note 3: For un-restricted bands, unwanted emissions shall be attenuated by at least 20 dB relative to the maximum measured in-band level.</div>																																																																									



Polarization	Horizontal	Test Freq. (MHz)	2462
Test Configuration	2		
<div><div><div>Level (dBuV/m)</div><div><div><div><div><div><div></div><div></div><div></div><div></div><div></div><div></div><div></div><div></div><div></div><div></div><div></div><div></div><div></div><div></div><div></div><div></div><div></div><div></div><div></div><div></div><div></div><div></div><div></div><div></div><div></div><div></div><div></div><div></div><div></div><div></div><div></div><div></div><div></div><div></div><div></div><div></div><div></div><div></div><div></div><div></div><div></div><div></div><div></div><div></div><div></div><div></div><div></div><div></div><div></div><div></div><div></div><div></div><div></div><div></div><div></div><div></div><div></div><div></div><div></div><div></div><div></div><div></div><div></div><div></div><div></div><div></div><div></div><div></div><div></div><div></div><div></div><div></div><div></div><div></div><div></div><div></div><div></div><div></div><div></div><div></div><div></div><div></div><div></div><div></div><div></div><div></div><div></div><div></div><div></div><div></div><div></div><div></div><div></div><div></div><div></div><div></div><div></div><div></div><div></div><div></div><div></div><div></div><div></div><div></div><div></div><div></div><div></div><div></div><div></div><div></div><div></div><div></div><div></div><div></div><div></div><div></div><div></div><div></div><div></div><div></div><div></div><div></div><div></div><div></div><div></div><div></div><div></div><div></div><div></div><div></div><div></div><div></div><div></div><div></div><div></div><div></div><div></div><div></div><div></div><div></div><div></div><div></div><div></div><div></div><div></div><div></div><div></div><div></div><div></div><div></div><div></div><div></div><div></div><div></div><div></div><div></div><div></div><div></div><div></div><div></div><div></div><div></div><div></div><div></div><div></div><div></div><div></div><div></div><div></div><div></div><div></div><div></div><div></div><div></div><div></div><div></div><div></div><div></div><div></div><div></div><div></div><div></div><div></div><div></div><div></div><div></div><div></div><div></div><div></div><div></div><div></div><div></div><div></div><div></div><div></div><div></div><div></div><div></div><div></div><div></div><div></div><div></div><div></div><div></div><div></div><div></div><div></div><div></div><div></div><div></div><div></div><div></div><div></div><div></div><div></div><div></div><div></div><div></div><div></div><div></div><div></div><div></div><div></div><div></div><div></div><div></div><div></div><div></div><div></div><div></div><div></div><div></div><div></div><div></div><div></div><div></div><div></div><div></div><div></div><div></div><div></div><div></div><div></div><div></div><div></div><div></div><div></div><div></div><div></div><div></div><div></div><div></div><div></div><div></div><div></div><div></div><div></div><div></div><div></div><div></div><div></div><div></div><div></div><div></div><div></div><div></div><div></div><div></div><div></div><div></div><div></div><div></div><div></div><div></div><div></div><div></div><div></div><div></div><div></div><div></div><div></div><div></div><div></div><div></div><div></div><div></div><div></div><div></div><div></div><div></div><div></div><div></div><div></div><div></div><div></div><div></div><div></div><div></div><div></div><div></div><div></div><div></div><div></div><div></div><div></div><div></div><div></div><div></div><div></div><div></div><div></div><div></div><div></div><div></div><div></div><div></div><div></div><div></div><div></div><div></div><div></div><div></div><div></div><div></div><div></div><div></div><div></div><div></div><div></div><div></div><div></div><div></div><div></div><div></div><div></div><div></div><div></div><div></div><div></div><div></div><div></div><div></div><div></div><div></div><div></div><div></div><div></div><div></div><div></div><div></div><div></div><div></div><div></div><div></div><div></div><div></div><div></div><div></div><div></div><div></div><div></div><div></div><div></div><div></div><div></div><div></div><div></div><div></div><div></div><div></div><div></div><div></div><div></div><div></div><div></div><div></div><div></div><div></div><div></div><div></div><div></div><div></div><div></div><div></div><div></div><div></div><div></div><div></div><div></div><div></div><div></div><div></div><div></div><div></div><div></div><div></div><div></div><div></div><div></div><div></div><div></div><div></div><div></div><div></div><div></div><div></div><div></div><div></div><div></div><div></div><div></div><div></div><div></div><div></div><div></div><div></div><div></div><div></div><div></div><div></div><div></div><div></div><div></div><div></div><div></div><div></div><div></div><div></div><div></div><div></div><div></div><div></div><div></div><div></div><div></div><div></div><div></div><div></div><div></div><div></div><div></div><div></div><div></div><div></div><div></div><div></div><div></div><div></div><div></div><div></div><div></div><div></div><div></div><div></div><div></div><div></div><div></div><div></div><div></div><div></div><div></div><div></div><div></div><div></div><div></div><div></div><div></div><div></div><div></div><div></div><div></div><div></div><div></div><div></div><div></div><div></div><div></div><div></div><div></div><div></div><div></div><div></div><div></div><div></div><div></div><div></div><div></div><div></div><div></div><div></div><div></div><div></div><div></div><div></div><div></div><div></div><div></div><div></div><div></div><div></div><div></div><div></div><div></div><div></div><div></div><div></div><div></div><div></div><div></div><div></div><div></div><div></div><div></div><div></div><div></div><div></div><div></div><div></div><div></div><div></div><div></div><div></div><div></div><div></div><div></div><div></div><div></div><div></div><div></div><div></div><div></div><div></div><div></div><div></div><div></div><div></div><div></div><div></div><div></div><div></div><div></div><div></div><div></div><div></div><div></div><div></div><div></div><div></div><div></div><div></div><div></div><div></div><div></div><div></div><div></div><div></div><div></div><div></div><div></div><div></div><div></div><div></div><div></div><div></div><div></div><div></div><div></div><div></div><div></div><div></div><div></div><div></div><div></div><div></div><div></div><div></div><div></div><div></div><div></div><div></div><div></div><div></div><div></div><div></div><div></div><div></div><div></div><div></div><div></div><div></div><div></div><div></div><div></div><div></div><div></div><div></div><div></div><div></div><div></div><div></div><div></div><div></div><div></div><div></div><div></div><div></div><div></div><div></div><div></div><div></div><div></div><div></div><div></div><div></div><div></div><div></div><div></div><div></div><div></div><div></div><div></div><div></div><div></div><div></div><div></div><div></div><div></div><div></div><div></div><div></div><div></div><div></div><div></div><div></div><div></div><div></div><div></div><div></div><div></div><div></div><div></div><div></div><div></div><div></div><div></div><div></div><div></div><div></div><div></div><div></div><div></div><div></div><div></div><div></div><div></div><div></div><div></div><div></div><div></div><div></div><div></div><div></div><div></div><div></div><div></div><div></div><div></div><div></div><div></div><div></div><div></div><div></div><div></div><div></div><div></div><div></div><div></div><div></div><div></div><div></div><div></div><div></div><div></div><div></div><div></div><div></div><div></div><div></div><div></div><div></div><div></div><div></div><div></div><div></div><div></div><div></div><div></div><div></div><div></div><div></div><div></div><div></div><div></div><div></div><div></div><div></div><div></div><div></div><div></div><div></div><div></div><div></div><div></div><div></div><div></div><div></div><div></div><div></div><div></div><div></div><div></div><div></div><div></div><div></div><div></div><div></div><div></div><div></div><div></div><div></div><div></div><div></div><div></div><div></div><div></div><div></div><div></div><div></div><div></div><div></div><div></div><div></div><div></div><div></div><div></div><div></div><div></div><div></div><div></div><div></div><div></div><div></div><div></div><div></div><div></div><div></div><div></div><div></div><div></div><div></div><div></div><div></div><div></div><div></div><div></div><div></div><div></div><div></div><div></div><div></div><div></div><div></div><div></div><div></div><div></div><div></div><div></div><div></div><div></div><div></div><div></div><div></div><div></div><div></div><div></div><div></div><div></div><div></div><div></div><div></div><div></div><div></div><div></div><div></div><div></div><div></div><div></div><div></div><div></div><div></div><div></div><div></div><div></div><div></div><div></div><div></div><div></div><div></div><div></div><div></div><div></div><div></div><div></div><div></div><div></div><div></div><div></div><div></div><div></div><div></div><div></div><div></div><div></div><div></div><div></div><div></div><div></div><div></div><div></div><div></div><div></div><div></div><div></div><div></div><div></div><div></div><div></div><div></div><div></div><div></div><div></div><div></div><div></div><div></div><div></div><div></div><div></div><div></div><div></div><div></div><div></div><div></div><div></div><div></div><div></div><div></div><div></div><div></div><div></div><div></div><div></div><div></div><div></div><div></div><div></div><div></div><div></div><div></div><div></div><div></div><div></div><div></div><div></div><div></div><div></div><div></div><div></div><div></div><div></div><div></div><div></div><div></div><div></div><div></div><div></div><div></div><div></div><div></div><div></div><div></div><div></div><div></div><div></div><div></div><div></div><div></div><div></div><div></div><div></div><div></div><div></div><div></div><div></div><div></div><div></div><div></div><div></div><div></div><div></div><div></div><div></div><div></div><div></div><div></div><div></div><div></div><div></div><div></div><div></div><div></div><div></div><div></div><div></div><div></div><div></div><div></div><div></div><div></div><div></div><div></div><div></div><div></div><div></div><div></div><div></div><div></div><div></div><div></div><div></div><div></div><div></div><div></div><div></div><div></div><div></div><div></div><div></div><div></div><div></div><div></div><div></div><div></div><div></div><div></div><div></div><div></div><div></div><div></div><div></div><div></div><div></div><div></div><div></div><div></div><div></div><div></div><div></div><div></div><div></div><div></div><div></div><div></div><div></div><div></div><div></div><div></div><div></div><div></div><div></div><div></div><div></div><div></div><div></div><div></div><div></div><div></div><div></div><div></div><div></div><div></div><div></div><div></div><div></div><div></div><div></div><div></div><div></div><div></div><div></div><div></div><div></div><div></div><div></div><div></div><div></div><div></div><div></div><div></div><div></div><div></div><div></div><div></div><div></div><div></div><div></div><div></div><div></div><div></div><div></div><div></div><div></div><div></div><div></div><div></div><div></div><div></div><div></div><div></div><div></div><div></div><div></div><div></div><div></div><div></div><div></div><div></div><div></div><div></div><div></div><div></div><div></div><div></div><div></div><div></div><div></div><div></div><div></div><div></div><div></div><div></div><div></div><div></div><div></div><div></div><div></div><div></div><div></div><div></div><div></div><div></div><div></div><div></div><div></div><div></div><div></div><div></div><div></div><div></div><div></div><div></div><div></div><div></div><div></div><div></div><div></div><div></div><div></div><div></div><div></div><div></div><div></div><div></div><div></div><div></div><div></div><div></div><div></div><div></div><div></div><div></div><div></div><div></div><div></div><div></div><div></div><div></div><div></div><div></div><div></div><div></div><div></div><div></div><div></div><div></div></div></div></div></div></div></div></div>			



## International Certification Corp.

No. 3-1, Lane 6, Wen San 3rd St., Kwei Shan Hsiang, Tao Yuan Hsien 333, Taiwan, R.O.C.

Tel: 886-3-271-8666

Fax: 886-3-318-0155

Polarization	Vertical	Test Freq. (MHz)	2462																																																																																																
Test Configuration	2																																																																																																		
<div><p>Level (dBUV/m)</p><p>Frequency (MHz)</p></div> <table><tr><th></th><th>Freq.</th><th>Emission</th><th>Limit</th><th>Margin</th><th>SA</th><th>Factor</th><th>Remark</th><th>ANT</th><th>Turn</th></tr><tr><th></th><th>MHz</th><th>level</th><th></th><th></th><th>reading</th><th></th><th></th><th>High</th><th>Table</th></tr><tr><th></th><th></th><th>dBUV/m</th><th>dBUV/m</th><th>dB</th><th>dBUV</th><th>dB</th><th></th><th>cm</th><th>deg</th></tr><tr><td>1</td><td>2483.50</td><td>47.66</td><td>54.00</td><td>-6.34</td><td>50.49</td><td>-2.83</td><td>Average</td><td>---</td><td>---</td></tr><tr><td>2</td><td>2483.50</td><td>66.68</td><td>74.00</td><td>-7.32</td><td>69.51</td><td>-2.83</td><td>Peak</td><td>---</td><td>---</td></tr><tr><td>3</td><td>4924.00</td><td>37.13</td><td>54.00</td><td>-16.87</td><td>32.65</td><td>4.48</td><td>Average</td><td>---</td><td>---</td></tr><tr><td>4</td><td>4924.00</td><td>48.02</td><td>74.00</td><td>-25.98</td><td>43.54</td><td>4.48</td><td>Peak</td><td>---</td><td>---</td></tr><tr><td>5</td><td>7386.00</td><td>39.14</td><td>54.00</td><td>-14.86</td><td>30.16</td><td>8.98</td><td>Average</td><td>---</td><td>---</td></tr><tr><td>6</td><td>7386.00</td><td>51.94</td><td>74.00</td><td>-22.06</td><td>42.96</td><td>8.98</td><td>Peak</td><td>---</td><td>---</td></tr></table>											Freq.	Emission	Limit	Margin	SA	Factor	Remark	ANT	Turn		MHz	level			reading			High	Table			dBUV/m	dBUV/m	dB	dBUV	dB		cm	deg	1	2483.50	47.66	54.00	-6.34	50.49	-2.83	Average	---	---	2	2483.50	66.68	74.00	-7.32	69.51	-2.83	Peak	---	---	3	4924.00	37.13	54.00	-16.87	32.65	4.48	Average	---	---	4	4924.00	48.02	74.00	-25.98	43.54	4.48	Peak	---	---	5	7386.00	39.14	54.00	-14.86	30.16	8.98	Average	---	---	6	7386.00	51.94	74.00	-22.06	42.96	8.98	Peak	---	---
	Freq.	Emission	Limit	Margin	SA	Factor	Remark	ANT	Turn																																																																																										
	MHz	level			reading			High	Table																																																																																										
		dBUV/m	dBUV/m	dB	dBUV	dB		cm	deg																																																																																										
1	2483.50	47.66	54.00	-6.34	50.49	-2.83	Average	---	---																																																																																										
2	2483.50	66.68	74.00	-7.32	69.51	-2.83	Peak	---	---																																																																																										
3	4924.00	37.13	54.00	-16.87	32.65	4.48	Average	---	---																																																																																										
4	4924.00	48.02	74.00	-25.98	43.54	4.48	Peak	---	---																																																																																										
5	7386.00	39.14	54.00	-14.86	30.16	8.98	Average	---	---																																																																																										
6	7386.00	51.94	74.00	-22.06	42.96	8.98	Peak	---	---																																																																																										
<p>Note 1: "&gt;20dB" means spurious emission levels that exceed the level of 20 dB below the applicable limit.</p> <p>Note 2: For restricted bands, the peak measurement is fully sufficient, as the max field strength as measured with the Peak-Detector meets the AV-Limit so that the AV level does not need to be reported in addition.</p> <p>Note 3: For un-restricted bands, unwanted emissions shall be attenuated by at least 20 dB relative to the maximum measured in-band level.</p>																																																																																																			



Polarization	Horizontal			Test Freq. (MHz)			2412																																																																								
Test Configuration	3																																																																														
<div><p>Level (dBuV/m)</p><p>Frequency (MHz)</p></div> <table><tr><th></th><th>Freq. MHz</th><th>Emission level dBuV/m</th><th>Limit dBuV/m</th><th>Margin dB</th><th>SA reading dBuV</th><th>Factor dB</th><th>Remark</th><th>ANT High cm</th><th>Turn Table deg</th></tr><tr><td>1</td><td>2340.00</td><td>36.04</td><td>54.00</td><td>-17.96</td><td>39.45</td><td>-3.41</td><td>Average</td><td>---</td><td>---</td></tr><tr><td>2</td><td>2340.00</td><td>47.27</td><td>74.00</td><td>-26.73</td><td>50.68</td><td>-3.41</td><td>Peak</td><td>---</td><td>---</td></tr><tr><td>3</td><td>2390.00</td><td>47.52</td><td>54.00</td><td>-6.48</td><td>50.74</td><td>-3.22</td><td>Average</td><td>---</td><td>---</td></tr><tr><td>4</td><td>2390.00</td><td>66.03</td><td>74.00</td><td>-7.97</td><td>69.25</td><td>-3.22</td><td>Peak</td><td>---</td><td>---</td></tr><tr><td>5</td><td>4824.00</td><td>34.60</td><td>54.00</td><td>-19.40</td><td>30.29</td><td>4.31</td><td>Average</td><td>---</td><td>---</td></tr><tr><td>6</td><td>4824.00</td><td>46.38</td><td>74.00</td><td>-27.62</td><td>42.07</td><td>4.31</td><td>Peak</td><td>---</td><td>---</td></tr></table>											Freq. MHz	Emission level dBuV/m	Limit dBuV/m	Margin dB	SA reading dBuV	Factor dB	Remark	ANT High cm	Turn Table deg	1	2340.00	36.04	54.00	-17.96	39.45	-3.41	Average	---	---	2	2340.00	47.27	74.00	-26.73	50.68	-3.41	Peak	---	---	3	2390.00	47.52	54.00	-6.48	50.74	-3.22	Average	---	---	4	2390.00	66.03	74.00	-7.97	69.25	-3.22	Peak	---	---	5	4824.00	34.60	54.00	-19.40	30.29	4.31	Average	---	---	6	4824.00	46.38	74.00	-27.62	42.07	4.31	Peak	---	---
	Freq. MHz	Emission level dBuV/m	Limit dBuV/m	Margin dB	SA reading dBuV	Factor dB	Remark	ANT High cm	Turn Table deg																																																																						
1	2340.00	36.04	54.00	-17.96	39.45	-3.41	Average	---	---																																																																						
2	2340.00	47.27	74.00	-26.73	50.68	-3.41	Peak	---	---																																																																						
3	2390.00	47.52	54.00	-6.48	50.74	-3.22	Average	---	---																																																																						
4	2390.00	66.03	74.00	-7.97	69.25	-3.22	Peak	---	---																																																																						
5	4824.00	34.60	54.00	-19.40	30.29	4.31	Average	---	---																																																																						
6	4824.00	46.38	74.00	-27.62	42.07	4.31	Peak	---	---																																																																						
<p>Note 1: "&gt;20dB" means spurious emission levels that exceed the level of 20 dB below the applicable limit.</p> <p>Note 2: For restricted bands, the peak measurement is fully sufficient, as the max field strength as measured with the Peak-Detector meets the AV-Limit so that the AV level does not need to be reported in addition.</p> <p>Note 3: For un-restricted bands, unwanted emissions shall be attenuated by at least 20 dB relative to the maximum measured in-band level.</p>																																																																															



Polarization	Vertical	Test Freq. (MHz)	2412																																																																												
Test Configuration	3																																																																														
<div><p>Level (dBuV/m)</p><p>Frequency (MHz)</p></div> <table><tr><th></th><th>Freq. MHz</th><th>Emission level dBuV/m</th><th>Limit dBuV/m</th><th>Margin dB</th><th>SA reading dBuV</th><th>Factor dB</th><th>Remark</th><th>ANT High cm</th><th>Turn Table deg</th></tr><tr><td>1</td><td>2340.00</td><td>28.06</td><td>54.00</td><td>-25.94</td><td>31.47</td><td>-3.41</td><td>Average</td><td>---</td><td>---</td></tr><tr><td>2</td><td>2340.00</td><td>40.23</td><td>74.00</td><td>-33.77</td><td>43.64</td><td>-3.41</td><td>Peak</td><td>---</td><td>---</td></tr><tr><td>3</td><td>2390.00</td><td>44.36</td><td>54.00</td><td>-9.64</td><td>47.58</td><td>-3.22</td><td>Average</td><td>---</td><td>---</td></tr><tr><td>4</td><td>2390.00</td><td>62.10</td><td>74.00</td><td>-11.90</td><td>65.32</td><td>-3.22</td><td>Peak</td><td>---</td><td>---</td></tr><tr><td>5</td><td>4824.00</td><td>34.87</td><td>54.00</td><td>-19.13</td><td>30.56</td><td>4.31</td><td>Average</td><td>---</td><td>---</td></tr><tr><td>6</td><td>4824.00</td><td>48.59</td><td>74.00</td><td>-25.41</td><td>44.28</td><td>4.31</td><td>Peak</td><td>---</td><td>---</td></tr></table>											Freq. MHz	Emission level dBuV/m	Limit dBuV/m	Margin dB	SA reading dBuV	Factor dB	Remark	ANT High cm	Turn Table deg	1	2340.00	28.06	54.00	-25.94	31.47	-3.41	Average	---	---	2	2340.00	40.23	74.00	-33.77	43.64	-3.41	Peak	---	---	3	2390.00	44.36	54.00	-9.64	47.58	-3.22	Average	---	---	4	2390.00	62.10	74.00	-11.90	65.32	-3.22	Peak	---	---	5	4824.00	34.87	54.00	-19.13	30.56	4.31	Average	---	---	6	4824.00	48.59	74.00	-25.41	44.28	4.31	Peak	---	---
	Freq. MHz	Emission level dBuV/m	Limit dBuV/m	Margin dB	SA reading dBuV	Factor dB	Remark	ANT High cm	Turn Table deg																																																																						
1	2340.00	28.06	54.00	-25.94	31.47	-3.41	Average	---	---																																																																						
2	2340.00	40.23	74.00	-33.77	43.64	-3.41	Peak	---	---																																																																						
3	2390.00	44.36	54.00	-9.64	47.58	-3.22	Average	---	---																																																																						
4	2390.00	62.10	74.00	-11.90	65.32	-3.22	Peak	---	---																																																																						
5	4824.00	34.87	54.00	-19.13	30.56	4.31	Average	---	---																																																																						
6	4824.00	48.59	74.00	-25.41	44.28	4.31	Peak	---	---																																																																						
<p>Note 1: "&gt;20dB" means spurious emission levels that exceed the level of 20 dB below the applicable limit.</p> <p>Note 2: For restricted bands, the peak measurement is fully sufficient, as the max field strength as measured with the Peak-Detector meets the AV-Limit so that the AV level does not need to be reported in addition.</p> <p>Note 3: For un-restricted bands, unwanted emissions shall be attenuated by at least 20 dB relative to the maximum measured in-band level.</p>																																																																															





Polarization	Horizontal		Test Freq. (MHz)		2437																																																																																														
Test Configuration	3																																																																																																		
<div><p>Level (dBuV/m)</p><p>Frequency (MHz)</p></div> <table><tr><th></th><th>Freq. MHz</th><th>Emission level dBuV/m</th><th>Limit dBuV/m</th><th>Margin dB</th><th>SA reading dBuV</th><th>Factor dB</th><th>Remark</th><th>ANT High cm</th><th>Turn Table deg</th></tr><tr><td>1</td><td>2390.00</td><td>43.53</td><td>54.00</td><td>-10.47</td><td>46.75</td><td>-3.22</td><td>Average</td><td>---</td><td>---</td></tr><tr><td>2</td><td>2390.00</td><td>59.12</td><td>74.00</td><td>-14.88</td><td>62.34</td><td>-3.22</td><td>Peak</td><td>---</td><td>---</td></tr><tr><td>3</td><td>2483.50</td><td>45.96</td><td>54.00</td><td>-8.04</td><td>48.79</td><td>-2.83</td><td>Average</td><td>---</td><td>---</td></tr><tr><td>4</td><td>2483.50</td><td>63.01</td><td>74.00</td><td>-10.99</td><td>65.84</td><td>-2.83</td><td>Peak</td><td>---</td><td>---</td></tr><tr><td>5</td><td>4874.00</td><td>45.59</td><td>54.00</td><td>-8.41</td><td>41.20</td><td>4.39</td><td>Average</td><td>---</td><td>---</td></tr><tr><td>6</td><td>4874.00</td><td>57.95</td><td>74.00</td><td>-16.05</td><td>53.56</td><td>4.39</td><td>Peak</td><td>---</td><td>---</td></tr><tr><td>7</td><td>7311.00</td><td>37.65</td><td>54.00</td><td>-16.35</td><td>28.73</td><td>8.92</td><td>Average</td><td>---</td><td>---</td></tr><tr><td>8</td><td>7311.00</td><td>50.47</td><td>74.00</td><td>-23.53</td><td>41.55</td><td>8.92</td><td>Peak</td><td>---</td><td>---</td></tr></table>											Freq. MHz	Emission level dBuV/m	Limit dBuV/m	Margin dB	SA reading dBuV	Factor dB	Remark	ANT High cm	Turn Table deg	1	2390.00	43.53	54.00	-10.47	46.75	-3.22	Average	---	---	2	2390.00	59.12	74.00	-14.88	62.34	-3.22	Peak	---	---	3	2483.50	45.96	54.00	-8.04	48.79	-2.83	Average	---	---	4	2483.50	63.01	74.00	-10.99	65.84	-2.83	Peak	---	---	5	4874.00	45.59	54.00	-8.41	41.20	4.39	Average	---	---	6	4874.00	57.95	74.00	-16.05	53.56	4.39	Peak	---	---	7	7311.00	37.65	54.00	-16.35	28.73	8.92	Average	---	---	8	7311.00	50.47	74.00	-23.53	41.55	8.92	Peak	---	---
	Freq. MHz	Emission level dBuV/m	Limit dBuV/m	Margin dB	SA reading dBuV	Factor dB	Remark	ANT High cm	Turn Table deg																																																																																										
1	2390.00	43.53	54.00	-10.47	46.75	-3.22	Average	---	---																																																																																										
2	2390.00	59.12	74.00	-14.88	62.34	-3.22	Peak	---	---																																																																																										
3	2483.50	45.96	54.00	-8.04	48.79	-2.83	Average	---	---																																																																																										
4	2483.50	63.01	74.00	-10.99	65.84	-2.83	Peak	---	---																																																																																										
5	4874.00	45.59	54.00	-8.41	41.20	4.39	Average	---	---																																																																																										
6	4874.00	57.95	74.00	-16.05	53.56	4.39	Peak	---	---																																																																																										
7	7311.00	37.65	54.00	-16.35	28.73	8.92	Average	---	---																																																																																										
8	7311.00	50.47	74.00	-23.53	41.55	8.92	Peak	---	---																																																																																										
<p>Note 1: "&gt;20dB" means spurious emission levels that exceed the level of 20 dB below the applicable limit.</p> <p>Note 2: For restricted bands, the peak measurement is fully sufficient, as the max field strength as measured with the Peak-Detector meets the AV-Limit so that the AV level does not need to be reported in addition.</p> <p>Note 3: For un-restricted bands, unwanted emissions shall be attenuated by at least 20 dB relative to the maximum measured in-band level.</p>																																																																																																			



## International Certification Corp.

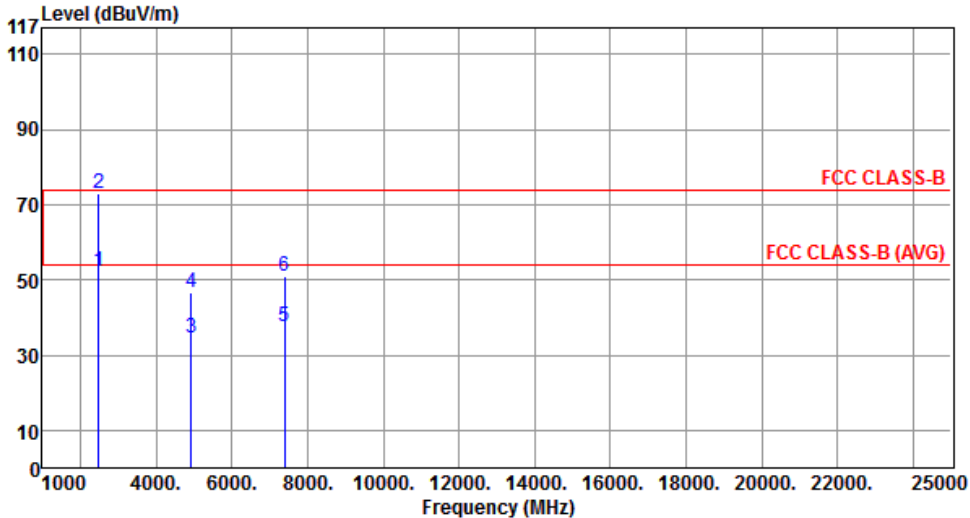
No. 3-1, Lane 6, Wen San 3rd St., Kwei Shan Hsiang, Tao Yuan Hsien 333, Taiwan, R.O.C.

Tel: 886-3-271-8666

Fax: 886-3-318-0155

Polarization	Vertical	Test Freq. (MHz)	2437
Test Configuration	3		
<div><div><div>Level (dBuV/m)</div><div><div><div><div><div><div>117</div><div>110</div><div>90</div><div>70</div><div>50</div><div>30</div><div>10</div><div>0</div></div></div><div><div><div><div><div>1000</div><div>4000</div><div>6000</div><div>8000</div><div>10000</div><div>12000</div><div>14000</div><div>16000</div><div>18000</div><div>20000</div><div>22000</div><div>25000</div></div></div><div>Frequency (MHz)</div></div></div><div><div><div><div><div><div>2</div><div>6</div><div>8</div></div><div><div>1</div><div>3</div><div>5</div><div>7</div></div></div><div><div><div><div><div>117</div><div>110</div><div>90</div><div>70</div><div>50</div><div>30</div><div>10</div><div>0</div></div></div><div><div><div><div><div>1000</div><div>4000</div><div>6000</div><div>8000</div><div>10000</div><div>12000</div><div>14000</div><div>16000</div><div>18000</div><div>20000</div><div>22000</div><div>25000</div></div></div><div>Frequency (MHz)</div></div></div><div><div><div><div><div><div>117</div><div>110</div><div>90</div><div>70</div><div>50</div><div>30</div><div>10</div><div>0</div></div></div><div><div><div><div><div>1000</div><div>4000</div><div>6000</div><div>8000</div><div>10000</div><div>12000</div><div>14000</div><div>16000</div><div>18000</div><div>20000</div><div>22000</div><div>25000</div></div></div><div>Frequency (MHz)</div></div></div><div><div><div><div><div><div>117</div><div>110</div><div>90</div><div>70</div><div>50</div><div>30</div><div>10</div><div>0</div></div></div><div><div><div><div><div>1000</div><div>4000</div><div>6000</div><div>8000</div><div>10000</div><div>12000</div><div>14000</div><div>16000</div><div>18000</div><div>20000</div><div>22000</div><div>25000</div></div></div><div>Frequency (MHz)</div></div></div><div><div><div><div><div><div>117</div><div>110</div><div>90</div><div>70</div><div>50</div><div>30</div><div>10</div><div>0</div></div></div><div><div><div><div><div>1000</div><div>4000</div><div>6000</div><div>8000</div><div>10000</div><div>12000</div><div>14000</div><div>16000</div><div>18000</div><div>20000</div><div>22000</div><div>25000</div></div></div><div>Frequency (MHz)</div></div></div><div><div><div><div><div><div>117</div><div>110</div><div>90</div><div>70</div><div>50</div><div>30</div><div>10</div><div>0</div></div></div><div><div><div><div><div>1000</div><div>4000</div><div>6000</div><div>8000</div><div>10000</div><div>12000</div><div>14000</div><div>16000</div><div>18000</div><div>20000</div><div>22000</div><div>25000</div></div></div><div>Frequency (MHz)</div></div></div><div><div><div><div><div><div>117</div><div>110</div><div>90</div><div>70</div><div>50</div><div>30</div><div>10</div><div>0</div></div></div><div><div><div><div><div>1000</div><div>4000</div><div>6000</div><div>8000</div><div>10000</div><div>12000</div><div>14000</div><div>16000</div><div>18000</div><div>20000</div><div>22000</div><div>25000</div></div></div><div>Frequency (MHz)</div></div></div><div><div><div><div><div><div>117</div><div>110</div><div>90</div><div>70</div><div>50</div><div>30</div><div>10</div><div>0</div></div></div><div><div><div><div><div>1000</div><div>4000</div><div>6000</div><div>8000</div><div>10000</div><div>12000</div><div>14000</div><div>16000</div><div>18000</div><div>20000</div><div>22000</div><div>25000</div></div></div><div>Frequency (MHz)</div></div></div><div><div><div><div><div><div>117</div><div>110</div><div>90</div><div>70</div><div>50</div><div>30</div><div>10</div><div>0</div></div></div><div><div><div><div><div>1000</div><div>4000</div><div>6000</div><div>8000</div><div>10000</div><div>12000</div><div>14000</div><div>16000</div><div>18000</div><div>20000</div><div>22000</div><div>25000</div></div></div><div>Frequency (MHz)</div></div></div><div><div><div><div><div><div>117</div><div>110</div><div>90</div><div>70</div><div>50</div><div>30</div><div>10</div><div>0</div></div></div><div><div><div><div><div>1000</div><div>4000</div><div>6000</div><div>8000</div><div>10000</div><div>12000</div><div>14000</div><div>16000</div><div>18000</div><div>20000</div><div>22000</div><div>25000</div></div></div><div>Frequency (MHz)</div></div></div><div><div><div><div><div><div>117</div><div>110</div><div>90</div><div>70</div><div>50</div><div>30</div><div>10</div><div>0</div></div></div><div><div><div><div><div>1000</div><div>4000</div><div>6000</div><div>8000</div><div>10000</div><div>12000</div><div>14000</div><div>16000</div><div>18000</div><div>20000</div><div>22000</div><div>25000</div></div></div><div>Frequency (MHz)</div></div></div><div><div><div><div><div><div>117</div><div>110</div><div>90</div><div>70</div><div>50</div><div>30</div><div>10</div><div>0</div></div></div><div><div><div><div><div>1000</div><div>4000</div><div>6000</div><div>8000</div><div>10000</div><div>12000</div><div>14000</div><div>16000</div><div>18000</div><div>20000</div><div>22000</div><div>25000</div></div></div><div>Frequency (MHz)</div></div></div><div><div><div><div><div><div>117</div><div>110</div><div>90</div><div>70</div><div>50</div><div>30</div><div>10</div><div>0</div></div></div><div><div><div><div><div>1000</div><div>4000</div><div>6000</div><div>8000</div><div>10000</div><div>12000</div><div>14000</div><div>16000</div><div>18000</div><div>20000</div><div>22000</div><div>25000</div></div></div><div>Frequency (MHz)</div></div></div><div><div><div><div><div><div>117</div><div>110</div><div>90</div><div>70</div><div>50</div><div>30</div><div>10</div><div>0</div></div></div><div><div><div><div><div>1000</div><div>4000</div><div>6000</div><div>8000</div><div>10000</div><div>12000</div><div>14000</div><div>16000</div><div>18000</div><div>20000</div><div>22000</div><div>25000</div></div></div><div>Frequency (MHz)</div></div></div><div><div><div><div><div><div>117</div><div>110</div><div>90</div><div>70</div><div>50</div><div>30</div><div>10</div><div>0</div></div></div><div><div><div><div><div>1000</div><div>4000</div><div>6000</div><div>8000</div><div>10000</div><div>12000</div><div>14000</div><div>16000</div><div>18000</div><div>20000</div><div>22000</div><div>25000</div></div></div><div>Frequency (MHz)</div></div></div><div><div><div><div><div><div>117</div><div>110</div><div>90</div><div>70</div><div>50</div><div>30</div><div>10</div><div>0</div></div></div><div><div><div><div><div>1000</div><div>4000</div><div>6000</div><div>8000</div><div>10000</div><div>12000</div><div>14000</div><div>16000</div><div>18000</div><div>20000</div><div>22000</div><div>25000</div></div></div><div>Frequency (MHz)</div></div></div><div><div><div><div><div><div>117</div><div>110</div><div>90</div><div>70</div><div>50</div><div>30</div><div>10</div><div>0</div></div></div><div><div><div><div><div>1000</div><div>4000</div><div>6000</div><div>8000</div><div>10000</div><div>12000</div><div>14000</div><div>16000</div><div>18000</div><div>20000</div><div>22000</div><div>25000</div></div></div><div>Frequency (MHz)</div></div></div><div><div><div><div><div><div>117</div><div>110</div><div>90</div><div>70</div><div>50</div><div>30</div><div>10</div><div>0</div></div></div><div><div><div><div><div>1000</div><div>4000</div><div>6000</div><div>8000</div><div>10000</div><div>12000</div><div>14000</div><div>16000</div><div>18000</div><div>20000</div><div>22000</div><div>25000</div></div></div><div>Frequency (MHz)</div></div></div><div><div><div><div><div><div>117</div><div>110</div><div>90</div><div>70</div><div>50</div><div>30</div><div>10</div><div>0</div></div></div><div><div><div><div><div>1000</div><div>4000</div><div>6000</div><div>8000</div><div>10000</div><div>12000</div><div>14000</div><div>16000</div><div>18000</div><div>20000</div><div>22000</div><div>25000</div></div></div><div>Frequency (MHz)</div></div></div><div><div><div><div><div><div>117</div><div>110</div><div>90</div><div>70</div><div>50</div><div>30</div><div>10</div><div>0</div></div></div><div><div><div><div><div>1000</div><div>4000</div><div>6000</div><div>8000</div><div>10000</div><div>12000</div><div>14000</div><div>16000</div><div>18000</div><div>20000</div><div>22000</div><div>25000</div></div></div><div>Frequency (MHz)</div></div></div><div><div><div><div><div><div>117</div><div>110</div><div>90</div><div>70</div><div>50</div><div>30</div><div>10</div><div>0</div></div></div><div><div><div><div><div>1000</div><div>4000</div><div>6000</div><div>8000</div><div>10000</div><div>12000</div><div>14000</div><div>16000</div><div>18000</div><div>20000</div><div>22000</div><div>25000</div></div></div><div>Frequency (MHz)</div></div></div><div><div><div><div><div><div>117</div><div>110</div><div>90</div><div>70</div><div>50</div><div>30</div><div>10</div><div>0</div></div></div><div><div><div><div><div>1000</div><div>4000</div><div>6000</div><div>8000</div><div>10000</div><div>12000</div><div>14000</div><div>16000</div><div>18000</div><div>20000</div><div>22000</div><div>25000</div></div></div><div>Frequency (MHz)</div></div></div><div><div><div><div><div><div>117</div><div>110</div><div>90</div><div>70</div><div>50</div><div>30</div><div>10</div><div>0</div></div></div><div><div><div><div><div>1000</div><div>4000</div><div>6000</div><div>8000</div><div>10000</div><div>12000</div><div>14000</div><div>16000</div><div>18000</div><div>20000</div><div>22000</div><div>25000</div></div></div><div>Frequency (MHz)</div></div></div><div><div><div><div><div><div>117</div><div>110</div><div>90</div><div>70</div><div>50</div><div>30</div><div>10</div><div>0</div></div></div><div><div><div><div><div>1000</div><div>4000</div><div>6000</div><div>8000</div><div>10000</div><div>12000</div><div>14000</div><div>16000</div><div>18000</div><div>20000</div><div>22000</div><div>25000</div></div></div><div>Frequency (MHz)</div></div></div><div><div><div><div><div><div>117</div><div>110</div><div>90</div><div>70</div><div>50</div><div>30</div><div>10</div><div>0</div></div></div><div><div><div><div><div>1000</div><div>4000</div><div>6000</div><div>8000</div><div>10000</div><div>12000</div><div>14000</div><div>16000</div><div>18000</div><div>20000</div><div>22000</div><div>25000</div></div></div><div>Frequency (MHz)</div></div></div><div><div><div><div><div><div>117</div><div>110</div><div>90</div><div>70</div><div>50</div><div>30</div><div>10</div><div>0</div></div></div><div><div><div><div><div>1000</div><div>4000</div><div>6000</div><div>8000</div><div>10000</div><div>12000</div><div>14000</div><div>16000</div><div>18000</div><div>20000</div><div>22000</div><div>25000</div></div></div><div>Frequency (MHz)</div></div></div><div><div><div><div><div><div>117</div><div>110</div><div>90</div><div>70</div><div>50</div><div>30</div><div>10</div><div>0</div></div></div><div><div><div><div><div>1000</div><div>4000</div><div>6000</div><div>8000</div><div>10000</div><div>12000</div><div>14000</div><div>16000</div><div>18000</div><div>20000</div><div>22000</div><div>25000</div></div></div><div>Frequency (MHz)</div></div></div><div><div><div><div><div><div>117</div><div>110</div><div>90</div><div>70</div><div>50</div><div>30</div><div>10</div><div>0</div></div></div><div><div><div><div><div>1000</div><div>4000</div><div>6000</div><div>8000</div><div>10000</div><div>12000</div><div>14000</div><div>16000</div><div>18000</div><div>20000</div><div>22000</div><div>25000</div></div></div><div>Frequency (MHz)</div></div></div><div><div><div><div><div><div>117</div><div>110</div><div>90</div><div>70</div><div>50</div><div>30</div><div>10</div><div>0</div></div></div><div><div><div><div><div>1000</div><div>4000</div><div>6000</div><div>8000</div><div>10000</div><div>12000</div><div>14000</div><div>16000</div><div>18000</div><div>20000</div><div>22000</div><div>25000</div></div></div><div>Frequency (MHz)</div></div></div><div><div><div><div><div><div>117</div><div>110</div><div>90</div><div>70</div><div>50</div><div>30</div><div>10</div><div>0</div></div></div><div><div><div><div><div>1000</div><div>4000</div><div>6000</div><div>8000</div><div>10000</div><div>12000</div><div>14000</div><div>16000</div><div>18000</div><div>20000</div><div>22000</div><div>25000</div></div></div><div>Frequency (MHz)</div></div></div><div><div><div><div><div><div>117</div><div>110</div><div>90</div><div>70</div><div>50</div><div>30</div><div>10</div><div>0</div></div></div><div><div><div><div><div>1000</div><div>4000</div><div>6000</div><div>8000</div><div>10000</div><div>12000</div><div>14000</div><div>16000</div><div>18000</div><div>20000</div><div>22000</div><div>25000</div></div></div><div>Frequency (MHz)</div></div></div><div><div><div><div><div><div>117</div><div>110</div><div>90</div><div>70</div><div>50</div><div>30</div><div>10</div><div>0</div></div></div><div><div><div><div><div>1000</div><div>4000</div><div>6000</div><div>8000</div><div>10000</div><div>12000</div><div>14000</div><div>16000</div><div>18000</div><div>20000</div><div>22000</div><div>25000</div></div></div><div>Frequency (MHz)</div></div></div><div><div><div><div><div><div>117</div><div>110</div><div>90</div><div>70</div><div>50</div><div>30</div><div>10</div><div>0</div></div></div><div><div><div><div><div>1000</div><div>4000</div><div>6000</div><div>8000</div><div>10000</div><div>12000</div><div>14000</div><div>16000</div><div>18000</div><div>20000</div><div>22000</div><div>25000</div></div></div><div>Frequency (MHz)</div></div></div><div><div><div><div><div><div>117</div><div>110</div><div>90</div><div>70</div><div>50</div><div>30</div><div>10</div><div>0</div></div></div><div><div><div><div><div>1000</div><div>4000</div><div>6000</div><div>8000</div><div>10000</div><div>12000</div><div>14000</div><div>16000</div><div>18000</div><div>20000</div><div>22000</div><div>25000</div></div></div><div>Frequency (MHz)</div></div></div><div><div><div><div><div><div>117</div><div>110</div><div>90</div><div>70</div><div>50</div><div>30</div><div>10</div><div>0</div></div></div><div><div><div><div><div>1000</div><div>4000</div><div>6000</div><div>8000</div><div>10000</div><div>12000</div><div>14000</div><div>16000</div><div>18000</div><div>20000</div><div>22000</div><div>25000</div></div></div><div>Frequency (MHz)</div></div></div><div><div><div><div><div><div>117</div><div>110</div><div>90</div><div>70</div><div>50</div><div>30</div><div>10</div><div>0</div></div></div><div><div><div><div><div>1000</div><div>4000</div><div>6000</div><div>8000</div><div>10000</div><div>12000</div><div>14000</div><div>16000</div><div>18000</div><div>20000</div><div>22000</div><div>25000</div></div></div><div>Frequency (MHz)</div></div></div><div><div><div><div><div><div>117</div><div>110</div><div>90</div><div>70</div><div>50</div><div>30</div><div>10</div><div>0</div></div></div><div><div><div><div><div>1000</div><div>4000</div><div>6000</div><div>8000</div><div>10000</div><div>12000</div><div>14000</div><div>16000</div><div>18000</div><div>20000</div><div>22000</div><div>25000</div></div></div><div>Frequency (MHz)</div></div></div><div><div><div><div><div><div>117</div><div>110</div><div>90</div><div>70</div><div>50</div><div>30</div><div>10</div><div>0</div></div></div><div><div><div><div><div>1000</div><div>4000</div><div>6000</div><div>8000</div><div>10000</div><div>12000</div><div>14000</div><div>16000</div><div>18000</div><div>20000</div><div>22000</div><div>25000</div></div></div><div>Frequency (MHz)</div></div></div><div><div><div><div><div><div>117</div><div>110</div><div>90</div><div>70</div><div>50</div><div>30</div><div>10</div><div>0</div></div></div><div><div><div><div><div>1000</div><div>4000</div><div>6000</div><div>8000</div><div>10000</div><div>12000</div><div>14000</div><div>16000</div><div>18000</div><div>20000</div><div>22000</div><div>25000</div></div></div><div>Frequency (MHz)</div></div></div><div><div><div><div><div><div>117</div><div>110</div><div>90</div><div>70</div><div>50</div><div>30</div><div>10</div><div>0</div></div></div><div><div><div><div><div>1000</div><div>4000</div><div>6000</div><div>8000</div><div>10000</div><div>12000</div><div>14000</div><div>16000</div><div>18000</div><div>20000</div><div>22000</div><div>25000</div></div></div><div>Frequency (MHz)</div></div></div><div><div><div><div><div><div>117</div><div>110</div><div>90</div><div>70</div><div>50</div><div>30</div><div>10</div><div>0</div></div></div><div><div><div><div><div>1000</div><div>4000</div><div>6000</div><div>8000</div><div>10000</div><div>12000</div><div>14000</div><div>16000</div><div>18000</div><div>20000</div><div>22000</div><div>25000</div></div></div><div>Frequency (MHz)</div></div></div><div><div><div><div><div><div>117</div><div>110</div><div>90</div><div>70</div><div>50</div><div>30</div><div>10</div><div>0</div></div></div><div><div><div><div><div>1000</div><div>4000</div><div>6000</div><div>8000</div><div>10000</div><div>12000</div><div>14000</div><div>16000</div><div>18000</div><div>20000</div><div>22000</div><div>25000</div></div></div><div>Frequency (MHz)</div></div></div><div><div><div><div><div><div>117</div><div>110</div><div>90</div><div>70</div><div>50</div><div>30</div><div>10</div><div>0</div></div></div><div><div><div><div><div>1000</div><div>4000</div><div>6000</div><div>8000</div><div>10000</div><div>12000</div><div>14000</div><div>16000</div><div>18000</div><div>20000</div><div>22000</div><div>25000</div></div></div><div>Frequency (MHz)</div></div></div><div><div><div><div><div><div>117</div><div>110</div><div>90</div><div>70</div><div>50</div><div>30</div><div>10</div><div>0</div></div></div><div><div><div><div><div>1000</div><div>4000</div><div>6000</div><div>8000</div><div>10000</div><div>12000</div><div>14000</div><div>16000</div><div>18000</div><div>20000</div><div>22000</div><div>25000</div></div></div><div>Frequency (MHz)</div></div></div><div><div><div><div><div><div>117</div><div>110</div><div>90</div><div>70</div><div>50</div><div>30</div><div>10</div><div>0</div></div></div><div><div><div><div><div>1000</div><div>4000</div><div>6000</div><div>8000</div><div>10000</div><div>12000</div><div>14000</div><div>16000</div><div>18000</div><div>20000</div><div>22000</div><div>25000</div></div></div><div>Frequency (MHz)</div></div></div><div><div><div><div><div><div>117</div><div>110</div><div>90</div><div>70</div><div>50</div><div>30</div><div>10</div><div>0</div></div></div><div><div><div><div><div>1000</div><div>4000</div><div>6000</div><div>8000</div><div>10000</div><div>12000</div><div>14000</div><div>16000</div><div>18000</div><div>20000</div><div>22000</div><div>25000</div></div></div><div>Frequency (MHz)</div></div></div><div><div><div><div><div><div>117</div><div>110</div><div>90</div><div>70</div><div>50</div><div>30</div><div>10</div><div>0</div></div></div><div><div><div><div><div>1000</div><div>4000</div><div>6000</div><div>8000</div><div>10000</div><div>12000</div><div>14000</div><div>16000</div><div>18000</div><div>20000</div><div>22000</div><div>25000</div></div></div><div>Frequency (MHz)</div></div></div><div><div><div><div><div><div>117</div><div>110</div><div>90</div><div>70</div><div>50</div><div>30</div><div>10</div><div>0</div></div></div><div><div><div><div><div>1000</div><div>4000</div><div>6000</div><div>8000</div><div>10000</div><div>12000</div><div>14000</div><div>16000</div><div>18000</div><div>20000</div><div>22000</div><div>25000</div></div></div><div>Frequency (MHz)</div></div></div><div><div><div><div><div><div>117</div><div>110</div><div>90</div><div>70</div><div>50</div><div>30</div><div>10</div><div>0</div></div></div><div><div><div><div><div>1000</div><div>4000</div><div>6000</div><div>8000</div><div>10000</div><div>12000</div><div>14000</div><div>16000</div><div>18000</div><div>20000</div><div>22000</div><div>25000</div></div></div><div>Frequency (MHz)</div></div></div><div><div><div><div><div><div>117</div><div>110</div><div>90</div><div>70</div><div>50</div><div>30</div><div>10</div><div>0</div></div></div><div><div><div><div><div>1000</div><div>4000</div><div>6000</div><div>8000</div><div>10000</div><div>12000</div><div>14000</div><div>16000</div><div>18000</div><div>20000</div><div>22000</div><div>25000</div></div></div><div>Frequency (MHz)</div></div></div><div><div><div><div><div><div>117</div><div>110</div><div>90</div><div>70</div><div>50</div><div>30</div><div>10</div><div>0</div></div></div><div><div><div><div><div>1000</div><div>4000</div><div>6000</div><div>8000</div><div>10000</div><div>12000</div><div>14000</div><div>16000</div><div>18000</div><div>20000</div><div>22000</div><div>25000</div></div></div><div>Frequency (MHz)</div></div></div><div><div><div><div><div><div>117</div><div>110</div><div>90</div><div>70</div><div>50</div><div>30</div><div>10</div><div>0</div></div></div><div><div><div><div><div>1000</div><div>4000</div><div>6000</div><div>8000</div><div>10000</div><div>12000</div><div>14000</div><div>16000</div><div>18000</div><div>20000</div><div>22000</div><div>25000</div></div></div><div>Frequency (MHz)</div></div></div><div><div><div><div><div><div>117</div><div>110</div><div>90</div><div>70</div><div>50</div><div>30</div><div>10</div><div>0</div></div></div><div><div><div><div><div>1000</div><div>4000</div><div>6000</div><div>8000</div><div>10000</div><div>12000</div><div>14000</div><div>16000</div><div>18000</div><div>20000</div><div>22000</div><div>25000</div></div></div><div>Frequency (MHz)</div></div></div><div><div><div><div><div><div>117</div><div>110</div><div>90</div><div>70</div><div>50</div><div>30</div><div>10</div><div>0</div></div></div><div><div><div><div><div>1000</div><div>4000</div><div>6000</div><div>8000</div><div>10000</div><div>12000</div><div>14000</div><div>16000</div><div>18000</div><div>20000</div><div>22000</div><div>25000</div></div></div><div>Frequency (MHz)</div></div></div><div><div><div><div><div><div>117</div><div>110</div><div>90</div><div>70</div><div>50</div><div>30</div><div>10</div><div>0</div></div></div><div><div><div><div><div>1000</div><div>4000</div><div>6000</div><div>8000</div><div>10000</div><div>12000</div><div>14000</div><div>16000</div><div>18000</div><div>20000</div><div>22000</div><div>25000</div></div></div><div>Frequency (MHz)</div></div></div><div><div><div><div><div><div>117</div><div>110</div><div>90</div><div>70</div><div>50</div><div>30</div><div>10</div><div>0</div></div></div><div><div><div><div><div>1000</div><div>4000</div><div>6000</div><div>8000</div><div>10000</div><div>12000</div><div>14000</div><div>16000</div><div>18000</div><div>20000</div><div>22000</div><div>25000</div></div></div><div>Frequency (MHz)</div></div></div><div><div><div><div><div><div>117</div><div>110</div><div>90</div><div>70</div><div>50</div><div>30</div><div>10</div><div>0</div></div></div><div><div><div><div><div>1000</div><div>4000</div><div>6000</div><div>8000</div><div>10000</div><div>12000</div><div>14000</div><div>16000</div><div>18000</div><div>20000</div><div>22000</div><div>25000</div></div></div><div>Frequency (MHz)</div></div></div><div><div><div><div><div><div>117</div><div>110</div><div>90</div><div>70</div><div>50</div><div>30</div><div>10</div><div>0</div></div></div><div><div><div><div><div>1000</div><div>4000</div><div>6000</div><div>8000</div><div>10000</div><div>12000</div><div>14000</div><div>16000</div><div>18000</div><div>20000</div><div>22000</div><div>25000</div></div></div><div>Frequency (MHz)</div></div></div><div><div><div></div></div></div></div></div></div></div></div></div></div></div></div></div></div></div></div></div></div></div></div></div></div></div></div></div></div></div></div></div></div></div></div></div></div></div></div></div></div></div></div></div></div></div></div></div></div></div></div></div></div></div></div></div></div></div></div></div></div></div></div></div></div></div></div></div></div></div></div></div></div></div></div></div></div></div></div></div></div></div></div></div></div></div></div></div></div></div></div></div></div></div></div></div></div></div></div></div></div></div></div></div></div></div></div></div></div></div></div></div></div></div></div></div></div></div></div></div></div></div></div></div></div></div></div></div></div></div></div></div></div></div></div></div></div></div></div></div></div></div></div></div></div></div></div></div></div></div></div></div></div></div></div></div></div></div></div></div></div></div></div></div></div></div></div></div></div></div></div></div></div></div></div></div></div></div></div></div></div></div></div></div>			



Polarization	Horizontal		Test Freq. (MHz)	2462																																																																											
Test Configuration	3																																																																														
<div><p>Level (dBuV/m)</p><p>Frequency (MHz)</p></div> <table><tr><th></th><th>Freq. MHz</th><th>Emission level dBuV/m</th><th>Limit dBuV/m</th><th>Margin dB</th><th>SA reading dBuV</th><th>Factor dB</th><th>Remark</th><th>ANT High cm</th><th>Turn Table deg</th></tr><tr><td>1</td><td>2483.50</td><td>52.24</td><td>54.00</td><td>-1.76</td><td>55.07</td><td>-2.83</td><td>Average</td><td>---</td><td>---</td></tr><tr><td>2</td><td>2483.50</td><td>72.97</td><td>74.00</td><td>-1.03</td><td>75.80</td><td>-2.83</td><td>Peak</td><td>---</td><td>---</td></tr><tr><td>3</td><td>4924.00</td><td>34.73</td><td>54.00</td><td>-19.27</td><td>30.25</td><td>4.48</td><td>Average</td><td>---</td><td>---</td></tr><tr><td>4</td><td>4924.00</td><td>46.61</td><td>74.00</td><td>-27.39</td><td>42.13</td><td>4.48</td><td>Peak</td><td>---</td><td>---</td></tr><tr><td>5</td><td>7386.00</td><td>37.65</td><td>54.00</td><td>-16.35</td><td>28.67</td><td>8.98</td><td>Average</td><td>---</td><td>---</td></tr><tr><td>6</td><td>7386.00</td><td>50.92</td><td>74.00</td><td>-23.08</td><td>41.94</td><td>8.98</td><td>Peak</td><td>---</td><td>---</td></tr></table>											Freq. MHz	Emission level dBuV/m	Limit dBuV/m	Margin dB	SA reading dBuV	Factor dB	Remark	ANT High cm	Turn Table deg	1	2483.50	52.24	54.00	-1.76	55.07	-2.83	Average	---	---	2	2483.50	72.97	74.00	-1.03	75.80	-2.83	Peak	---	---	3	4924.00	34.73	54.00	-19.27	30.25	4.48	Average	---	---	4	4924.00	46.61	74.00	-27.39	42.13	4.48	Peak	---	---	5	7386.00	37.65	54.00	-16.35	28.67	8.98	Average	---	---	6	7386.00	50.92	74.00	-23.08	41.94	8.98	Peak	---	---
	Freq. MHz	Emission level dBuV/m	Limit dBuV/m	Margin dB	SA reading dBuV	Factor dB	Remark	ANT High cm	Turn Table deg																																																																						
1	2483.50	52.24	54.00	-1.76	55.07	-2.83	Average	---	---																																																																						
2	2483.50	72.97	74.00	-1.03	75.80	-2.83	Peak	---	---																																																																						
3	4924.00	34.73	54.00	-19.27	30.25	4.48	Average	---	---																																																																						
4	4924.00	46.61	74.00	-27.39	42.13	4.48	Peak	---	---																																																																						
5	7386.00	37.65	54.00	-16.35	28.67	8.98	Average	---	---																																																																						
6	7386.00	50.92	74.00	-23.08	41.94	8.98	Peak	---	---																																																																						
<p>Note 1: "&gt;20dB" means spurious emission levels that exceed the level of 20 dB below the applicable limit.</p> <p>Note 2: For restricted bands, the peak measurement is fully sufficient, as the max field strength as measured with the Peak-Detector meets the AV-Limit so that the AV level does not need to be reported in addition.</p> <p>Note 3: For un-restricted bands, unwanted emissions shall be attenuated by at least 20 dB relative to the maximum measured in-band level.</p>																																																																															



## International Certification Corp.

No. 3-1, Lane 6, Wen San 3rd St., Kwei Shan Hsiang, Tao Yuan Hsien 333, Taiwan, R.O.C.

Tel: 886-3-271-8666

Fax: 886-3-318-0155

Polarization	Vertical	Test Freq. (MHz)	2462						
Test Configuration	3								
<div><div><div>Level (dBuV/m)</div><div><div><div><div><div><div></div><div></div><div></div><div></div><div></div><div></div><div></div><div></div><div></div><div></div><div></div><div></div><div></div><div></div><div></div><div></div><div></div><div></div><div></div><div></div><div></div><div></div><div></div><div></div><div></div><div></div><div></div><div></div><div></div><div></div><div></div><div></div><div></div><div></div><div></div><div></div><div></div><div></div><div></div><div></div><div></div><div></div><div></div><div></div><div></div><div></div><div></div><div></div><div></div><div></div><div></div><div></div><div></div><div></div><div></div><div></div><div></div><div></div><div></div><div></div><div></div><div></div><div></div><div></div><div></div><div></div><div></div><div></div><div></div><div></div><div></div><div></div><div></div><div></div><div></div><div></div><div></div><div></div><div></div><div></div><div></div><div></div><div></div><div></div><div></div><div></div><div></div><div></div><div></div><div></div><div></div><div></div><div></div><div></div><div></div><div></div><div></div><div></div><div></div><div></div><div></div><div></div><div></div><div></div><div></div><div></div><div></div><div></div><div></div><div></div><div></div><div></div><div></div><div></div><div></div><div></div><div></div><div></div><div></div><div></div><div></div><div></div><div></div><div></div><div></div><div></div><div></div><div></div><div></div><div></div><div></div><div></div><div></div><div></div><div></div><div></div><div></div><div></div><div></div><div></div><div></div><div></div><div></div><div></div><div></div><div></div><div></div><div></div><div></div><div></div><div></div><div></div><div></div><div></div><div></div><div></div><div></div><div></div><div></div><div></div><div></div><div></div><div></div><div></div><div></div><div></div><div></div><div></div><div></div><div></div><div></div><div></div><div></div><div></div><div></div><div></div><div></div><div></div><div></div><div></div><div></div><div></div><div></div><div></div><div></div><div></div><div></div><div></div><div></div><div></div><div></div><div></div><div></div><div></div><div></div><div></div><div></div><div></div><div></div><div></div><div></div><div></div><div></div><div></div><div></div><div></div><div></div><div></div><div></div><div></div><div></div><div></div><div></div><div></div><div></div><div></div><div></div><div></div><div></div><div></div><div></div><div></div><div></div><div></div><div></div><div></div><div></div><div></div><div></div><div></div><div></div><div></div><div></div><div></div><div></div><div></div><div></div><div></div><div></div><div></div><div></div><div></div><div></div><div></div><div></div><div></div><div></div><div></div><div></div><div></div><div></div><div></div><div></div><div></div><div></div><div></div><div></div><div></div><div></div><div></div><div></div><div></div><div></div><div></div><div></div><div></div><div></div><div></div><div></div><div></div><div></div><div></div><div></div><div></div><div></div><div></div><div></div><div></div><div></div><div></div><div></div><div></div><div></div><div></div><div></div><div></div><div></div><div></div><div></div><div></div><div></div><div></div><div></div><div></div><div></div><div></div><div></div><div></div><div></div><div></div><div></div><div></div><div></div><div></div><div></div><div></div><div></div><div></div><div></div><div></div><div></div><div></div><div></div><div></div><div></div><div></div><div></div><div></div><div></div><div></div><div></div><div></div><div></div><div></div><div></div><div></div><div></div><div></div><div></div><div></div><div></div><div></div><div></div><div></div><div></div><div></div><div></div><div></div><div></div><div></div><div></div><div></div><div></div><div></div><div></div><div></div><div></div><div></div><div></div><div></div><div></div><div></div><div></div><div></div><div></div><div></div><div></div><div></div><div></div><div></div><div></div><div></div><div></div><div></div><div></div><div></div><div></div><div></div><div></div><div></div><div></div><div></div><div></div><div></div><div></div><div></div><div></div><div></div><div></div><div></div><div></div><div></div><div></div><div></div><div></div><div></div><div></div><div></div><div></div><div></div><div></div><div></div><div></div><div></div><div></div><div></div><div></div><div></div><div></div><div></div><div></div><div></div><div></div><div></div><div></div><div></div><div></div><div></div><div></div><div></div><div></div><div></div><div></div><div></div><div></div><div></div><div></div><div></div><div></div><div></div><div></div><div></div><div></div><div></div><div></div><div></div><div></div><div></div><div></div><div></div><div></div><div></div><div></div><div></div><div></div><div></div><div></div><div></div><div></div><div></div><div></div><div></div><div></div><div></div><div></div><div></div><div></div><div></div><div></div><div></div><div></div><div></div><div></div><div></div><div></div><div></div><div></div><div></div><div></div><div></div><div></div><div></div><div></div><div></div><div></div><div></div><div></div><div></div><div></div><div></div><div></div><div></div><div></div><div></div><div></div><div></div><div></div><div></div><div></div><div></div><div></div><div></div><div></div><div></div><div></div><div></div><div></div><div></div><div></div><div></div><div></div><div></div><div></div><div></div><div></div><div></div><div></div><div></div><div></div><div></div><div></div><div></div><div></div><div></div><div></div><div></div><div></div><div></div><div></div><div></div><div></div><div></div><div></div><div></div><div></div><div></div><div></div><div></div><div></div><div></div><div></div><div></div><div></div><div></div><div></div><div></div><div></div><div></div><div></div><div></div><div></div><div></div><div></div><div></div><div></div><div></div><div></div><div></div><div></div><div></div><div></div><div></div><div></div><div></div><div></div><div></div><div></div><div></div><div></div><div></div><div></div><div></div><div></div><div></div><div></div><div></div><div></div><div></div><div></div><div></div><div></div><div></div><div></div><div></div><div></div><div></div><div></div><div></div><div></div><div></div><div></div><div></div><div></div><div></div><div></div><div></div><div></div><div></div><div></div><div></div><div></div><div></div><div></div><div></div><div></div><div></div><div></div><div></div><div></div><div></div><div></div><div></div><div></div><div></div><div></div><div></div><div></div><div></div><div></div><div></div><div></div><div></div><div></div><div></div><div></div><div></div><div></div><div></div><div></div><div></div><div></div><div></div><div></div><div></div><div></div><div></div><div></div><div></div><div></div><div></div><div></div><div></div><div></div><div></div><div></div><div></div><div></div><div></div><div></div><div></div><div></div><div></div><div></div><div></div><div></div><div></div><div></div><div></div><div></div><div></div><div></div><div></div><div></div><div></div><div></div><div></div><div></div><div></div><div></div><div></div><div></div><div></div><div></div><div></div><div></div><div></div><div></div><div></div><div></div><div></div><div></div><div></div><div></div><div></div><div></div><div></div><div></div><div></div><div></div><div></div><div></div><div></div><div></div><div></div><div></div><div></div><div></div><div></div><div></div><div></div><div></div><div></div><div></div><div></div><div></div><div></div><div></div><div></div><div></div><div></div><div></div><div></div><div></div><div></div><div></div><div></div><div></div><div></div><div></div><div></div><div></div><div></div><div></div><div></div><div></div><div></div><div></div><div></div><div></div><div></div><div></div><div></div><div></div><div></div><div></div><div></div><div></div><div></div><div></div><div></div><div></div><div></div><div></div><div></div><div></div><div></div><div></div><div></div><div></div><div></div><div></div><div></div><div></div><div></div><div></div><div></div><div></div><div></div><div></div><div></div><div></div><div></div><div></div><div></div><div></div><div></div><div></div><div></div><div></div><div></div><div></div><div></div><div></div><div></div><div></div><div></div><div></div><div></div><div></div><div></div><div></div><div></div><div></div><div></div><div></div><div></div><div></div><div></div><div></div><div></div><div></div><div></div><div></div><div></div><div></div><div></div><div></div><div></div><div></div><div></div><div></div><div></div><div></div><div></div><div></div><div></div><div></div><div></div><div></div><div></div><div></div><div></div><div></div><div></div><div></div><div></div><div></div><div></div><div></div><div></div><div></div><div></div><div></div><div></div><div></div><div></div><div></div><div></div><div></div><div></div><div></div><div></div><div></div><div></div><div></div><div></div><div></div><div></div><div></div><div></div><div></div><div></div><div></div><div></div><div></div><div></div><div></div><div></div><div></div><div></div><div></div><div></div><div></div><div></div><div></div><div></div><div></div><div></div><div></div><div></div><div></div><div></div><div></div><div></div><div></div><div></div><div></div><div></div><div></div><div></div><div></div><div></div><div></div><div></div><div></div><div></div><div></div><div></div><div></div><div></div><div></div><div></div><div></div><div></div><div></div><div></div><div></div><div></div><div></div><div></div><div></div><div></div><div></div><div></div><div></div><div></div><div></div><div></div><div></div><div></div><div></div><div></div><div></div><div></div><div></div><div></div><div></div><div></div><div></div><div></div><div></div><div></div><div></div><div></div><div></div><div></div><div></div><div></div><div></div><div></div><div></div><div></div><div></div><div></div><div></div><div></div><div></div><div></div><div></div><div></div><div></div><div></div><div></div><div></div><div></div><div></div><div></div><div></div><div></div><div></div><div></div><div></div><div></div><div></div><div></div><div></div><div></div><div></div><div></div><div></div><div></div><div></div><div></div><div></div><div></div><div></div><div></div><div></div><div></div><div></div><div></div><div></div><div></div><div></div><div></div><div></div><div></div><div></div><div></div><div></div><div></div><div></div><div></div><div></div><div></div><div></div><div></div><div></div><div></div><div></div><div></div><div></div><div></div><div></div><div></div><div></div><div></div><div></div><div></div><div></div><div></div><div></div><div></div><div></div><div></div><div></div><div></div><div></div><div></div><div></div><div></div><div></div><div></div><div></div><div></div><div></div><div></div><div></div><div></div><div></div><div></div><div></div><div></div><div></div><div></div><div></div><div></div><div></div><div></div><div></div><div></div><div></div><div></div><div></div><div></div><div></div><div></div><div></div><div></div><div></div><div></div><div></div><div></div><div></div><div></div><div></div><div></div><div></div><div></div><div></div><div></div><div></div><div></div><div></div><div></div><div></div><div></div><div></div><div></div><div></div><div></div><div></div><div></div><div></div><div></div><div></div><div></div><div></div><div></div><div></div><div></div><div></div><div></div><div></div><div></div><div></div><div></div><div></div><div></div><div></div><div></div><div></div><div></div><div></div><div></div><div></div><div></div><div></div><div></div><div></div><div></div><div></div><div></div><div></div><div></div><div></div><div></div><div></div><div></div><div></div><div></div><div></div><div></div><div></div><div></div><div></div><div></div><div></div><div></div><div></div><div></div><div></div><div></div><div></div><div></div><div></div><div></div><div></div><div></div><div></div><div></div><div></div><div></div><div></div><div></div><div></div><div></div><div></div><div></div><div></div><div></div><div></div><div></div><div></div><div></div><div></div><div></div><div></div><div></div><div></div><div></div><div></div><div></div><div></div><div></div><div></div><div></div><div></div><div></div><div></div><div></div><div></div><div></div><div></div><div></div><div></div><div></div><div></div><div></div><div></div><div></div></div></div></div></div></div></div></div>									



## 3.6 Unwanted Emissions into Non-Restricted Frequency Bands

### 3.6.1 Limit of Unwanted Emissions into Non-Restricted Frequency Bands

- ☒ The peak output power measured in any 100 kHz bandwidth outside of the authorized frequency band shall be attenuated by at least 20 dB relative to the maximum in-band peak PSD level in 100 kHz.
- ☐ The peak power in any 100 kHz bandwidth outside of the authorized frequency band shall be attenuated by at least 30 dB relative to the maximum in-band peak PSD level in 100 kHz.

### 3.6.2 Test Procedures


#### Reference Level Measurement

1. Set the RBW = 100 kHz, VBW = 300 kHz, Detector = peak.
2. Set Sweep time = auto couple, Trace mode = max hold.
3. Allow trace to fully stabilize.
4. Use the peak marker function to determine the maximum amplitude level.

#### Unwanted Emissions Level Measurement

1. Set RBW = 100 kHz, VBW = 300 kHz, Detector = peak.
2. Trace Mode = max hold, Sweep = auto couple.
3. Allow the trace to stabilize.
4. Use peak marker function to determine maximum amplitude of all unwanted emissions within any 100 kHz bandwidth.

### 3.6.3 Test Setup





### 3.6.4 Unwanted Emissions into Non-Restricted Frequency Bands for 11b

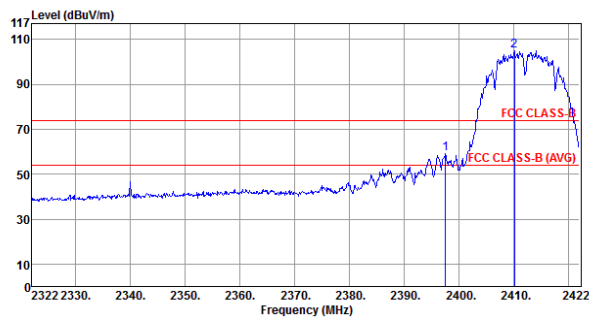
Transmitter Radiated Bandedge Emissions Result								
Test Configuration		1						
Modulation	11b, chain 0			N <sub>TX</sub>	1			
Non-restricted Band (MHz)	Test Ch. Freq. (MHz)	In-band PSD [i] (dBuV/100kHz)	NBE Freq. (MHz)	Out-band PSD [o] (dBuV/100kHz)	[i] – [o] (dB)	Limit (dB)	Level Type	Pol. note 1
2390-2400	2412	94.08	2397.5	53.87	40.21	20	PK	H
2390-2400	2412	105.15	2397.5	63.78	41.37	20	PK	V
2500-2690	2462	92.79	2540.6	37.14	55.65	20	PK	H
2500-2690	2462	104.48	2511.7	42.4	62.08	20	PK	V
Low Bandedge - H				Up Bandedge - H				
Low Bandedge - V				Up Bandedge - V				
Note 1: Measurement worst emissions of receive antenna polarization: H (Horizontal) or V (Vertical)								



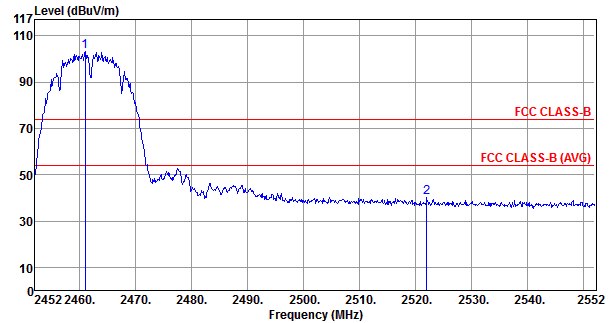
### Transmitter Radiated Bandedge Emissions Result

Test Configuration		2							
Modulation	11b, chain 1			N <sub>TX</sub>	1				
Non-restricted Band (MHz)	Test Ch. Freq. (MHz)	In-band PSD [i] (dBuV/100kHz)	NBE Freq. (MHz)	Out-band PSD [o] (dBuV/100kHz)	[i] - [o] (dB)	Limit (dB)	Level Type	Pol. note 1	
2390-2400	2412	105.1	2397.5	59.02	46.08	20	PK	H	
2390-2400	2412	101.26	2396.1	54.81	46.45	20	PK	V	
2500-2690	2462	103.37	2522	40.24	63.13	20	PK	H	
2500-2690	2462	99.47	2501.4	38.87	60.6	20	PK	V	

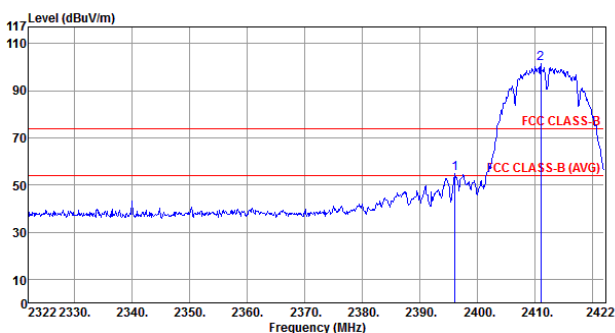
Low Bandedge - H



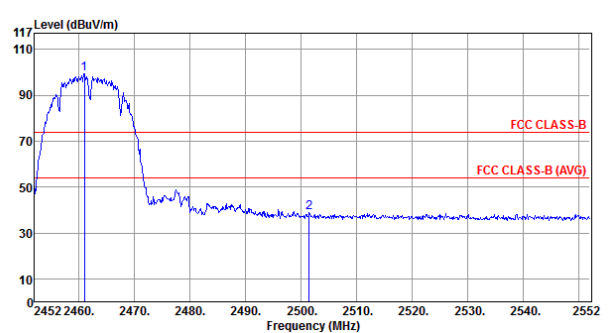
Up Bandedge - H



Low Bandedge - V



Up Bandedge - V



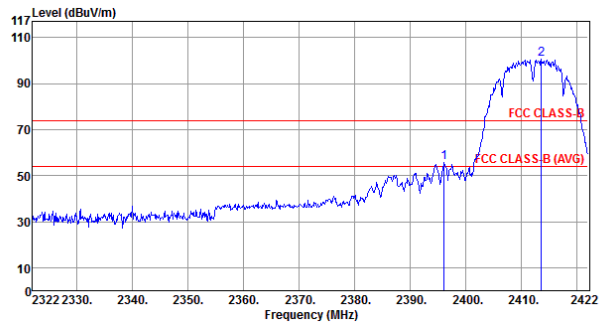
Note 1: Measurement worst emissions of receive antenna polarization: H (Horizontal) or V (Vertical)



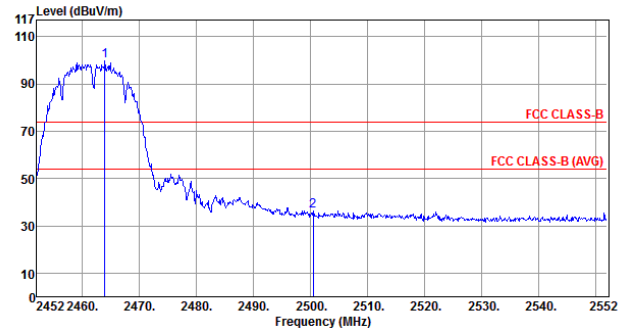
### Transmitter Radiated Bandedge Emissions Result

Test Configuration		3						
Modulation	11b, chain 1			N <sub>TX</sub>	1			
Non-restricted Band (MHz)	Test Ch. Freq. (MHz)	In-band PSD [i] (dBuV/100kHz)	NBE Freq. (MHz)	Out-band PSD [o] (dBuV/100kHz)	[i] – [o] (dB)	Limit (dB)	Level Type	Pol. note 1
2390-2400	2412	100.49	2396.1	55.56	44.93	20	PK	H
2390-2400	2412	93.78	2396.1	46.86	46.92	20	PK	V
2500-2690	2462	99.59	2500.4	36.29	63.3	20	PK	H
2500-2690	2462	92.25	2506.5	31.72	60.53	20	PK	V

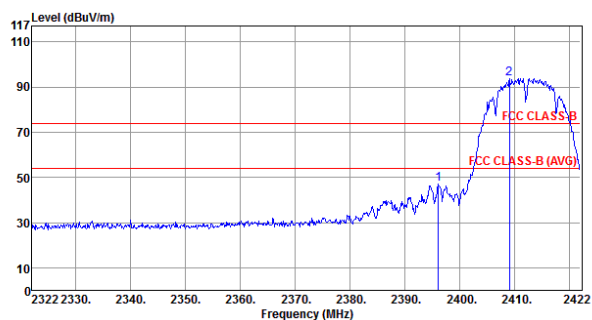
Low Bandedge - H



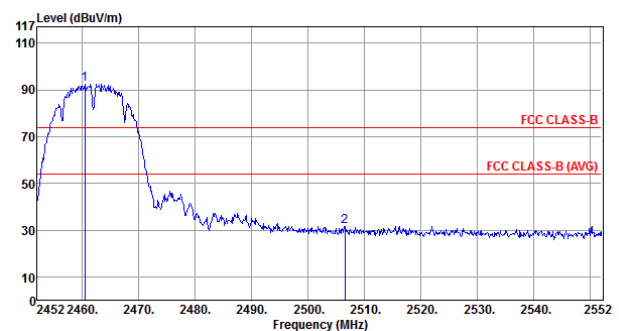
Up Bandedge - H



Low Bandedge - V



Up Bandedge - V



Note 1: Measurement worst emissions of receive antenna polarization: H (Horizontal) or V (Vertical)





### 3.6.5 Unwanted Emissions into Non-Restricted Frequency Bands for 11g

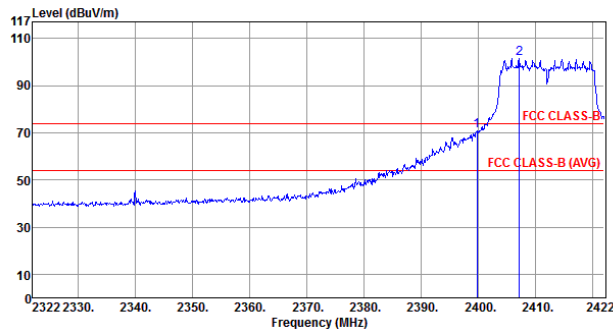
Transmitter Radiated Bandedge Emissions Result								
Test Configuration		1						
Modulation		11g, chain 0		N <sub>TX</sub>	1			
Non-restricted Band (MHz)	Test Ch. Freq. (MHz)	In-band PSD [i] (dBuV/100kHz)	NBE Freq. (MHz)	Out-band PSD [o] (dBuV/100kHz)	[i] – [o] (dB)	Limit (dB)	Level Type	Pol. note 1
2390-2400	2412	90.5	2399.7	58.47	32.03	20	PK	H
2390-2400	2412	101.8	2399.7	70.05	31.75	20	PK	V
2500-2690	2462	89.59	2518.7	40.55	49.04	20	PK	H
2500-2690	2462	101.29	2503.9	44.96	56.33	20	PK	V
Low Bandedge - H				Up Bandedge - H				
Low Bandedge - V				Up Bandedge - V				
Note 1: Measurement worst emissions of receive antenna polarization: H (Horizontal) or V (Vertical)								



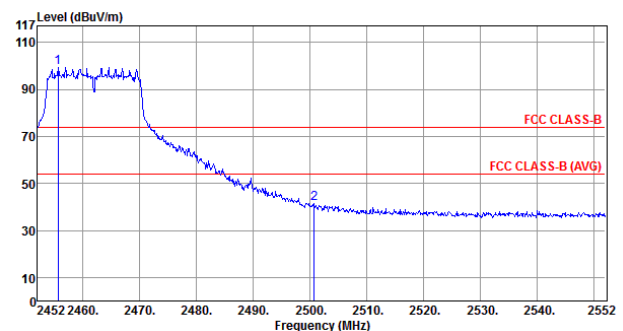
### Transmitter Radiated Bandedge Emissions Result

Test Configuration		2						
Modulation	11g, chain 1			N <sub>TX</sub>	1			
Non-restricted Band (MHz)	Test Ch. Freq. (MHz)	In-band PSD [i] (dBuV/100kHz)	NBE Freq. (MHz)	Out-band PSD [o] (dBuV/100kHz)	[i] – [o] (dB)	Limit (dB)	Level Type	Pol. note 1
2390-2400	2412	101.53	2399.7	70.73	30.8	20	PK	H
2390-2400	2412	97.71	2399.7	67.19	30.52	20	PK	V
2500-2690	2462	99.42	2500.7	41.26	58.16	20	PK	H
2500-2690	2462	95.53	2501.1	39.2	56.33	20	PK	V

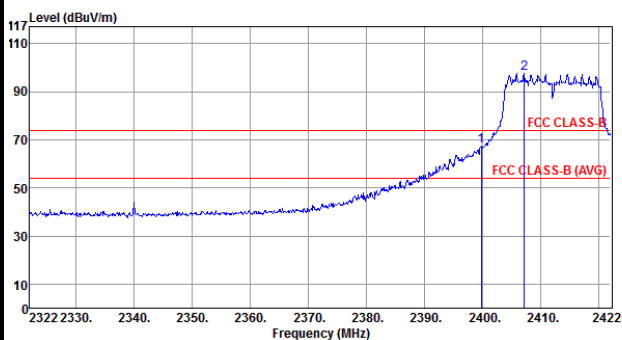
Low Bandedge - H



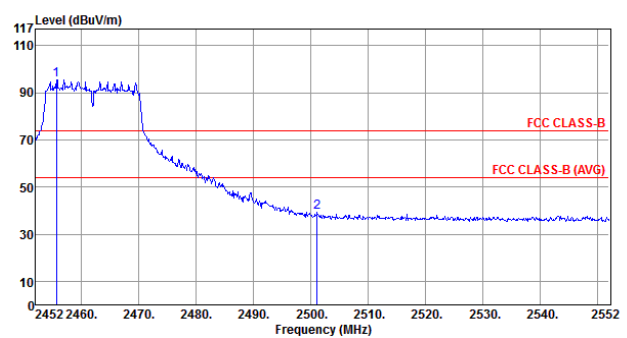
Up Bandedge - H



Low Bandedge - V



Up Bandedge - V



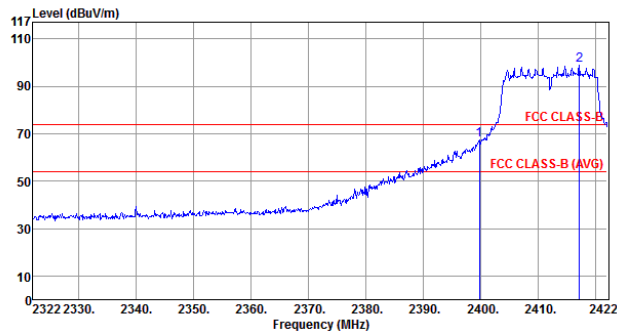
Note 1: Measurement worst emissions of receive antenna polarization: H (Horizontal) or V (Vertical)



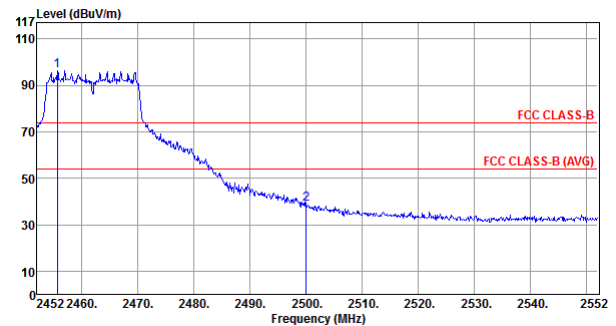
### Transmitter Radiated Bandedge Emissions Result

Test Configuration		3						
Modulation	11g, chain 1			N <sub>TX</sub>	1			
Non-restricted Band (MHz)	Test Ch. Freq. (MHz)	In-band PSD [i] (dBuV/100kHz)	NBE Freq. (MHz)	Out-band PSD [o] (dBuV/100kHz)	[i] – [o] (dB)	Limit (dB)	Level Type	Pol. note 1
2390-2400	2412	98.73	2399.7	67.24	31.49	20	PK	H
2390-2400	2412	91.86	2399.7	59.18	32.68	20	PK	V
2500-2690	2462	96.12	2500	38.97	57.15	20	PK	H
2500-2690	2462	90.3	2501.4	34.5	55.8	20	PK	V

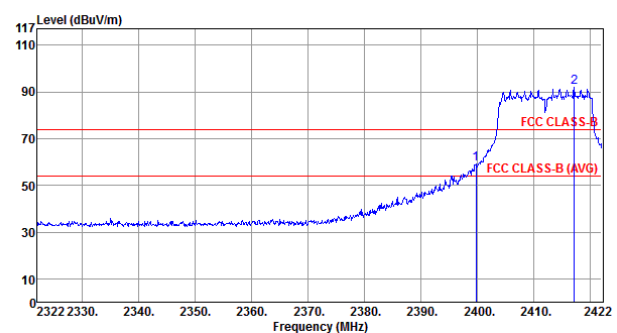
Low Bandedge - H



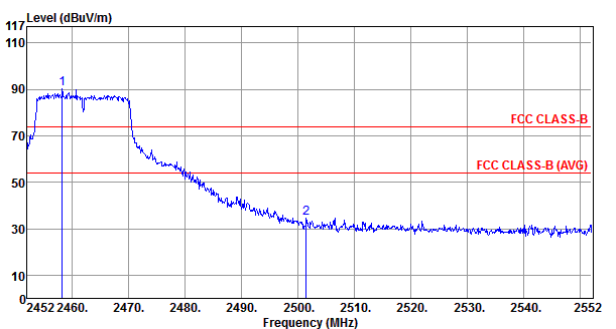
Up Bandedge - H



Low Bandedge - V



Up Bandedge - V



Note 1: Measurement worst emissions of receive antenna polarization: H (Horizontal) or V (Vertical)



### 3.6.6 Unwanted Emissions into Non-Restricted Frequency Bands for HT20

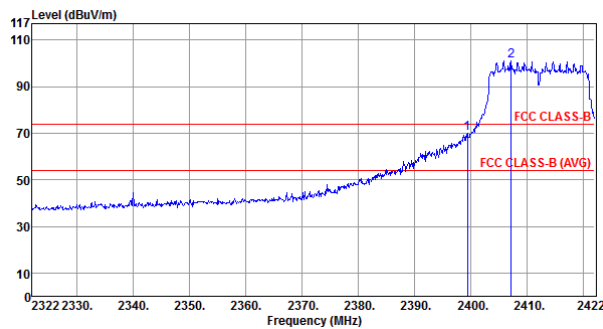
Transmitter Radiated Bandedge Emissions Result								
Test Configuration		1						
Modulation		HT20		N <sub>TX</sub>	1			
Non-restricted Band (MHz)	Test Ch. Freq. (MHz)	In-band PSD [i] (dBuV/100kHz)	NBE Freq. (MHz)	Out-band PSD [o] (dBuV/100kHz)	[i] – [o] (dB)	Limit (dB)	Level Type	Pol. note 1
2390-2400	2412	101.12	2399.4	70.02	31.10	20	PK	H
2390-2400	2412	96.94	2399.8	66.89	30.05	20	PK	V
2500-2690	2462	99.76	2500.1	43.59	56.17	20	PK	H
2500-2690	2462	95.97	2500.4	40.16	55.81	20	PK	V
Low Bandedge - H				Up Bandedge - H				
Low Bandedge - V				Up Bandedge - V				
Note 1: Measurement worst emissions of receive antenna polarization: H (Horizontal) or V (Vertical)								



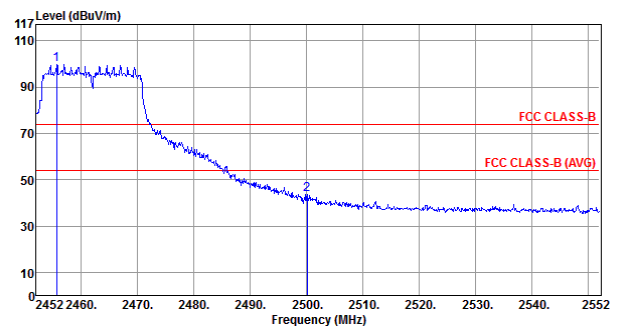
### Transmitter Radiated Bandedge Emissions Result

Test Configuration		2						
Modulation	HT20			N <sub>TX</sub>	1			
Non-restricted Band (MHz)	Test Ch. Freq. (MHz)	In-band PSD [i] (dBuV/100kHz)	NBE Freq. (MHz)	Out-band PSD [o] (dBuV/100kHz)	[i] - [o] (dB)	Limit (dB)	Level Type	Pol. note 1
2390-2400	2412	101.12	2399.4	70.02	31.1	20	PK	H
2390-2400	2412	96.94	2399.8	66.89	30.05	20	PK	V
2500-2690	2462	99.76	2500.1	43.59	56.17	20	PK	H
2500-2690	2462	95.97	2500.4	40.16	55.81	20	PK	V

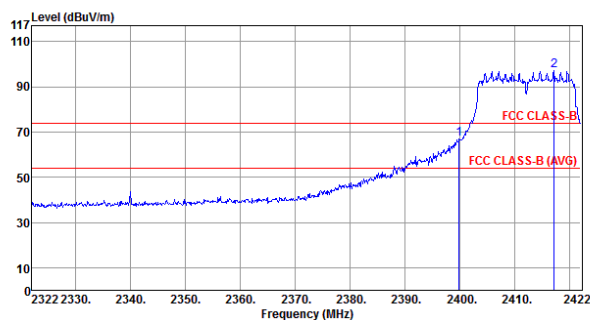
#### Low Bandedge - H



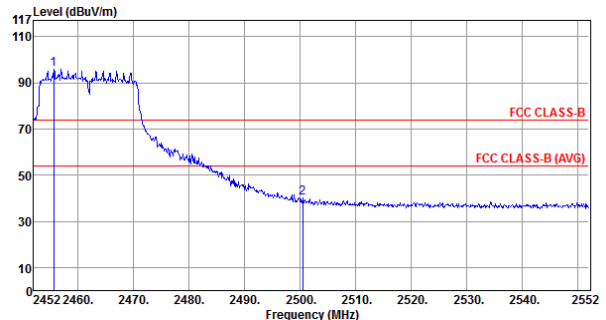
#### Up Bandedge - H



#### Low Bandedge - V



#### Up Bandedge - V



Note 1: Measurement worst emissions of receive antenna polarization: H (Horizontal) or V (Vertical)



### Transmitter Radiated Bandedge Emissions Result

#### Test Configuration

3

#### Modulation

HT20

#### N<sub>TX</sub>

1

#### Non-restricted Band (MHz)

#### Test Ch. Freq. (MHz)

#### In-band PSD [i] (dBuV/100kHz)

#### NBE Freq. (MHz)

#### Out-band PSD [o] (dBuV/100kHz)

#### [i] - [o] (dB)

#### Limit (dB)

#### Level Type

#### Pol. note 1

2390-2400

2412

97.85

2400

66.42

31.43

20

PK

H

2390-2400

2412

91.01

2400

59.29

31.72

20

PK

V

2500-2690

2462

95.78

2501

41.76

54.02

20

PK

H

2500-2690

2462

90.56

2500.4

37.8

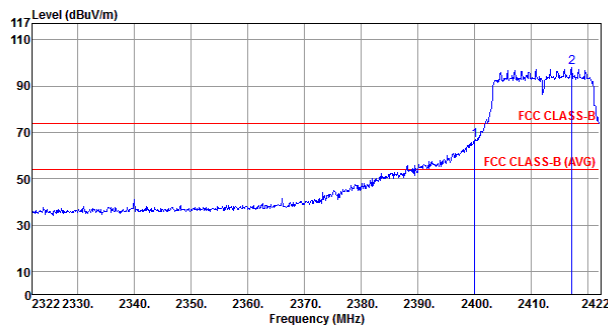
52.76

20

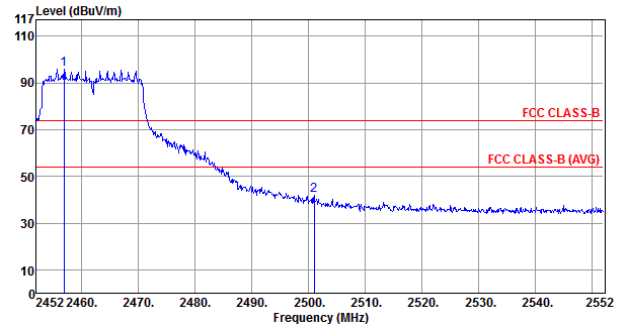
PK

V

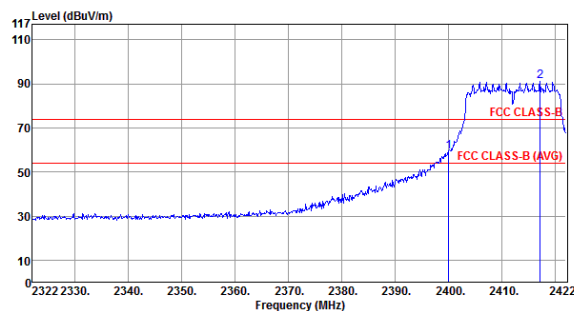
#### Low Bandedge - H



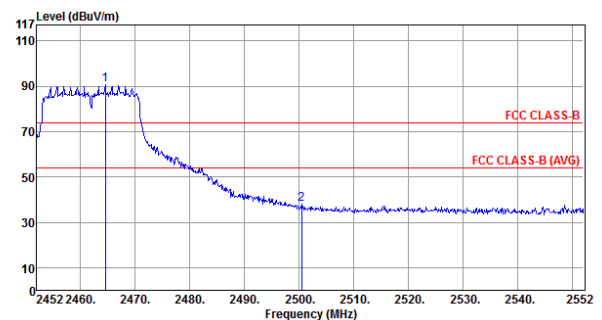
#### Up Bandedge - H



#### Low Bandedge - V



#### Up Bandedge - V



Note 1: Measurement worst emissions of receive antenna polarization: H (Horizontal) or V (Vertical)

—END—