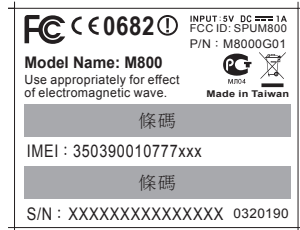
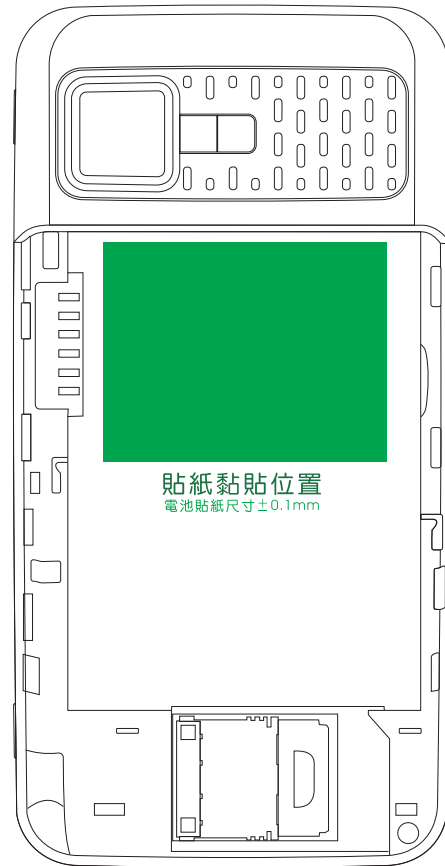


廠商製作貼紙

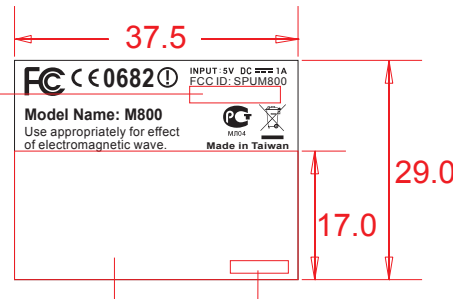


工廠加印P/N, IMEI及S/N
軟硬體版次後樣式



貼紙黏貼位置
電池貼紙尺寸±0.1mm

於此區？依
語文別加印P/N



於此區？(37.5x17mm)
加印IMEI及S/N 條碼使
用CODE 128

於此區？依加印軟硬體版次
0320190

<<右下角代碼>>

共計7碼：為"軟體版本代碼"

如目前已發行的軟體為

ETEN_M800_CHT_A30_032_0190_FCD11AFC.NB0

編碼取自軟體名稱以0320190示意



Arima Communications Corp.
華冠通訊

This document specifies a format of Serial Number. Serial Number is assigned a unique number for each product, and printed on the label with Board (PCB) and Product.

The purpose of Serial Number assignment is:

- (1) To secure traceability after production/sales.
- (2) To manage Boards and Product in Production Line.

2. Composition of Serial Number:

1) SMT Label:

Serial Number consists of 7 digital as follows format:

MF####

MF = Model Code (Refer to the Appendix-1)

= Serial number (三十二進制, Ex: 06E4A)

2) PCB Label & Handset Label:

Serial Number consists of 12 digital as follows format:

MFYMddb####

MF = Model Code (Refer to the Appendix-1)

Y = Year(Ex:2005=5)

M = Month (Ex:August=8; October=A; November=B; December=C)

DD = Date (Ex: 16th=16)

B = Handset Band Q'ty (A=Single band; B=Dual bands, C=Triple bands, 3G)

= Serial number (Decimalism arithmetic. Ex: 03270)