



Shenzhen EBO Technology Co., Ltd.

North 710, Yihua Building, Shennan Road, Futian District,
Shenzhen, P. R. China
Telephone: 86-755-83187996,
Fax: 86-755-22639141

FCC ID: SOVAN9G3
Report No.: FCC12-ITE031901
Page: 1 of 14

FCC REPORT

Application No.: FCC12-RTE030101ITE
Applicant: ARCHOS S.A.
Address of Applicant: 12 Rue Ampere 91430 Igny, France
FCC ID: SOVAN9G3

Equipment Under Test (EUT):

EUT Name: Home Tablet
Item No.: AN9G3
Serial No.: Not supplied by client

Standards: FCC PART 15 Subpart B: 2010
Date of Receipt: 01 March, 2012
Date of Test: 04 March, 2012 to 07 March, 2012
Date of Issue: 19 March, 2012

Test Result :	PASS*
----------------------	--------------

* In the configuration tested, the EUT complied with the standards specified above.

Authorized Signature:

Kavin Yu
Manager

The manufacturer should ensure that all products in series production are in conformity with the product sample detailed in this report. If the product in this report is used in any configuration other than that detailed in the report, the manufacturer must ensure the new system complies with all relevant standards. Any mention of EBO Technology Approvals or testing done by EBO Technology Approvals in connection with, distribution or use of the product described in this report must be approved by EBO Technology Approvals in writing. The report must not be used by the client to claim product certification, approval, or endorsement by NVLAP, NIST, or any agency of the federal government. All test results in this report can be traceable to National or International Standards.

"This document is issued by the Company subject to its General Conditions of Service printed overleaf, available on request or accessible at <http://www.ebotech.cn> and, for electronic format documents, subject to Terms and Conditions for Electronic Documents at <http://www.ebotech.cn>. Attention is drawn to the limitation of liability, indemnification and jurisdiction issues defined therein. Any holder of this document is advised that information contained hereon reflects the Company's findings at the time of its intervention only and within the limits of Client's instructions, if any. The Company's sole responsibility is to its Client and this document does not exonerate parties to a transaction from exercising all their rights and obligations under the transaction documents. This document cannot be reproduced except in full, without prior written approval of the Company. Any unauthorized alteration, forgery or falsification of the content or appearance of this document is unlawful and offenders may be prosecuted to the fullest extent of the law. Unless otherwise stated the results shown in this test report refer only to the sample(s) tested and such sample(s) are retained for 90 days only."



1 Test Summary

Test	Test Requirement	Standard Paragraph	Result
Conducted Emissions	FCC PART 15:2010	Section 15.107	PASS
Radiated Emission	FCC PART 15:2010	Section 15.109	PASS

FCC ID: SOVAN9G3

"This document is issued by the Company subject to its General Conditions of Service printed overleaf, available on request or accessible at <http://www.ebotek.cn> and, for electronic format documents, subject to Terms and Conditions for Electronic Documents at <http://www.ebotek.cn>. Attention is drawn to the limitation of liability, indemnification and jurisdiction issues defined therein. Any holder of this document is advised that information contained hereon reflects the Company's findings at the time of its intervention only and within the limits of Client's instructions, if any. The Company's sole responsibility is to its Client and this document does not exonerate parties to a transaction from exercising all their rights and obligations under the transaction documents. This document cannot be reproduced except in full, without prior written approval of the Company. Any unauthorized alteration, forgery or falsification of the content or appearance of this document is unlawful and offenders may be prosecuted to the fullest extent of the law. Unless otherwise stated the results shown in this test report refer only to the sample(s) tested and such sample(s) are retained for 90 days only."



2 Contents

	Page
1 TEST SUMMARY	2
2 CONTENTS	3
3 GENERAL INFORMATION	4
3.1 CLIENT INFORMATION	4
3.2 GENERAL DESCRIPTION OF E.U.T.	4
3.3 TEST LOCATION	4
3.4 TEST SUPPORTING SYSTEM DETAILS	4
3.5 TEST FACILITY	5
3.6 MEASUREMENT UNCERTAINTY	5
3.7 OTHER INFORMATION REQUESTED BY THE CUSTOMER	5
4 EQUIPMENT USED DURING TEST	6
5 TEST RESULTS	7
5.1 CONDUCTED EMISSIONS	7
5.1.1 Test Setup	8
5.1.2 Test Procedure	8
5.1.3 Measurement Data	8
5.2 RADIATED EMISSIONS	11
5.2.1 Test Setup	12
5.2.2 Test Procedure	13
5.2.3 Measurement Data	13

FCC ID: SOVAN9G3

"This document is issued by the Company subject to its General Conditions of Service printed overleaf, available on request or accessible at <http://www.ebotek.cn> and, for electronic format documents, subject to Terms and Conditions for Electronic Documents at <http://www.ebotek.cn>. Attention is drawn to the limitation of liability, indemnification and jurisdiction issues defined therein. Any holder of this document is advised that information contained hereon reflects the Company's findings at the time of its intervention only and within the limits of Client's instructions, if any. The Company's sole responsibility is to its Client and this document does not exonerate parties to a transaction from exercising all their rights and obligations under the transaction documents. This document cannot be reproduced except in full, without prior written approval of the Company. Any unauthorized alteration, forgery or falsification of the content or appearance of this document is unlawful and offenders may be prosecuted to the fullest extent of the law. Unless otherwise stated the results shown in this test report refer only to the sample(s) tested and such sample(s) are retained for 90 days only."



3 General Information

3.1 Client Information

Applicant: ARCHOS S.A.
Address of Applicant: 12 Rue Ampere 91430 Igny, France
Manufacturer: ARCHOS S.A.
Address of Manufacturer: 12 Rue Ampere 91430 Igny, France
Factory: Shenzhen Chao Ming Industrial.Co.,Ltd
Address of Factory: Block 3,Yu Jing Tai Industrial Area,Huaxing Road,Da Lang,Long hua,Bao'an District, Shenzhen, China

3.2 General Description of E.U.T.

Equipment Under Test: Digital Device
Trade Name: ARNOVA
Type Designation: Home tablet
Model Number: AN9G3
AC Adaptor
Model: HNO090200X
Power Supply: Input:AC 100-240V 50/60Hz 0.6A
Output:DC 9.0V 2.0A
Date of Test: 04 March, 2012 to 07 March, 2012

3.3 Test Location

All tests were sub-contracted to:
ATC Lab Co., Ltd (Guangdong, China).
205#, Yingfeng Building, Ronggu Rd,Foshan, Guangdong, China (528305)
Phone:0757-23612690

3.4 Fax:0757-23612537Test Supporting System Details

Equipment Name	Modle No.	Manufacturer	FCC Status
Notebook Computer	X121e	Lenovo	DOC
Monitor	TFT1780PS	AOV	DOC
Keyboard	JME7053	Lenovo	DOC
Mouse	N/A	Lenovo	DOC

FCC ID: SOVAN9G3



3.5 Test Facility

FCC-Registration No.: 415467

ATC Lab Co., Ltd (Guangdong, China) EMC Laboratory has been registered and fully described in a report filed with the FCC (Federal Communications Commission). The acceptance letter from the FCC is maintained in our files. Registration 415467. Listing date December 01, 2011.

IC-Registration No.: 7949A

The 3m Alternate Test Site of ATC Lab Co., Ltd (Guangdong, China) has been registered by Certification and Engineering Bureau of Industry Canada for the performance of radiated measurements with Registration No. 7949A on May. 25th, 2011.

3.6 Measurement Uncertainty

of +/- 4.5 dB for Radiated Emissions

of +/- 2.3 dB for Conducted Emissions

3.7 Other Information Requested by the Customer

None

FCC ID: SOVAN9G3

"This document is issued by the Company subject to its General Conditions of Service printed overleaf, available on request or accessible at <http://www.ebotek.cn> and, for electronic format documents, subject to Terms and Conditions for Electronic Documents at <http://www.ebotek.cn>. Attention is drawn to the limitation of liability, indemnification and jurisdiction issues defined therein. Any holder of this document is advised that information contained hereon reflects the Company's findings at the time of its intervention only and within the limits of Client's instructions, if any. The Company's sole responsibility is to its Client and this document does not exonerate parties to a transaction from exercising all their rights and obligations under the transaction documents. This document cannot be reproduced except in full, without prior written approval of the Company. Any unauthorized alteration, forgery or falsification of the content or appearance of this document is unlawful and offenders may be prosecuted to the fullest extent of the law. Unless otherwise stated the results shown in this test report refer only to the sample(s) tested and such sample(s) are retained for 90 days only."



4 Equipment Used during Test

Conducted Emission					
No.	Test Equipment	Manufacturer	Model No.	Serial No.	Cal. Due Date
GAL-EMC002	Shielding Room	ETS	N/A	N/A	2012-05-18
GAL-EMC003	Receiver	SCHAFFNER	SMR4503	11725	2012-07-08
GAL-EMC005	Line impedance stabilization network	EMCO	4825/2	1161	2012-07-08
GAL-EMC098	Line impedance stabilization network	EMCO	3810/2	2516	2012-07-08
RF in Chamber					
No.	Test Equipment	Manufacturer	Model No.	Serial No.	Cal. Due Date
GAL-EMC001	Semi-anechoic Chamber	ETS	N/A	N/A	2012-05-25
GAL-EMC003	Receiver	SCHAFFNER	SMR4503	11725	2012-07-08
GAL-EMC007	Double-ridged Wave guide horn	ETS	3115	6587	2012-08-02
GAL-EMC008	Microwave system amplifier (0.5G-26.5G)	Agilent	83017A	MY39500438	2012-07-08
GAL-EMC017	Biconilog Antenna	ETS	3142C	00042672	2012-09-26
GAL-EMC055	Band-pass Filter	Micro-Tronic	BRM50702	S/N-030	2012-11-21
GAL-EMC056	Spectrum Analyzer 9KHz-30GHz	R&S	FSP30	100755	2012-11-21

FCC ID: SOVAN9G3

"This document is issued by the Company subject to its General Conditions of Service printed overleaf, available on request or accessible at <http://www.ebotech.cn> and, for electronic format documents, subject to Terms and Conditions for Electronic Documents at <http://www.ebotech.cn>. Attention is drawn to the limitation of liability, indemnification and jurisdiction issues defined therein. Any holder of this document is advised that information contained hereon reflects the Company's findings at the time of its intervention only and within the limits of Client's instructions, if any. The Company's sole responsibility is to its Client and this document does not exonerate parties to a transaction from exercising all their rights and obligations under the transaction documents. This document cannot be reproduced except in full, without prior written approval of the Company. Any unauthorized alteration, forgery or falsification of the content or appearance of this document is unlawful and offenders may be prosecuted to the fullest extent of the law. Unless otherwise stated the results shown in this test report refer only to the sample(s) tested and such sample(s) are retained for 90 days only."



5 Test Results

5.1 Conducted Emissions

Test Requirement:	FCC Part15 B Section 15.107
Test Method:	ANSI C63.4:2003
Frequency Range:	150KHz to 30MHz
Class/Severity:	Class B
Detector:	Peak for pre-scan (9 kHz resolution bandwidth)
Test Mode:	USB mode (Connect the EUT with Notebook computer ,and exchange data between them)
Test Voltage:	120Vac, 60Hz
Test Date:	04 March, 2012
Temperature:	23°C
Humidity:	57%
Limit:	(a) Except for Class A digital devices, for equipment that is designed to be connected to the public utility (AC) power line, the radio frequency voltage that is conducted back onto the AC power line on any frequency or frequencies within the band 150 kHz to 30 MHz shall not exceed the limits in the following table, as measured using a 50 μ H/50 ohms line impedance stabilization network (LISN). Compliance with the provisions of this paragraph shall be based on the measurement of the radio frequency voltage between each power line and ground at the power terminal. The lower limit applies at the band edges.

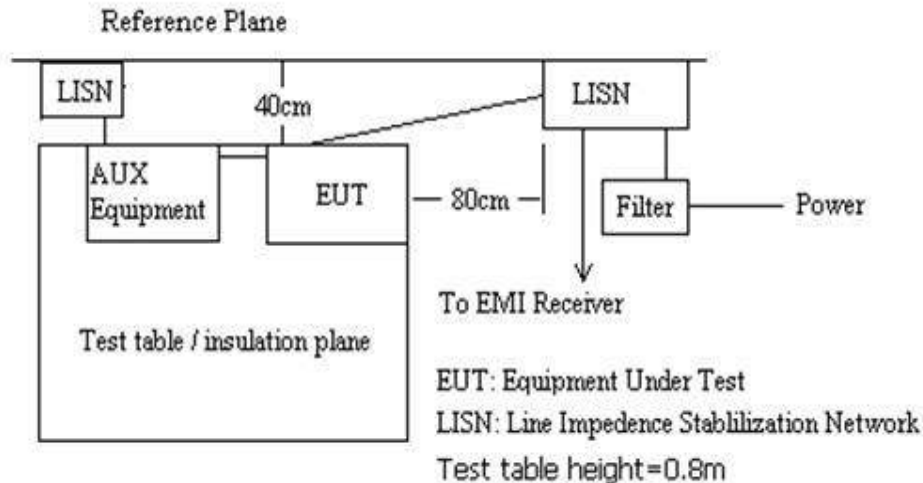
Frequency of Emission (MHz)	Conducted Limit (dBuV)	
	Quasi-peak	Average
0.15-0.5	66 to 56 *	56 to 46 *
0.5-5	56	46
5-30	60	50

* Decreases with the logarithm of the frequency.

FCC ID: SOVAN9G3

"This document is issued by the Company subject to its General Conditions of Service printed overleaf, available on request or accessible at <http://www.ebotech.cn> and, for electronic format documents, subject to Terms and Conditions for Electronic Documents at <http://www.ebotech.cn>. Attention is drawn to the limitation of liability, indemnification and jurisdiction issues defined therein. Any holder of this document is advised that information contained hereon reflects the Company's findings at the time of its intervention only and within the limits of Client's instructions, if any. The Company's sole responsibility is to its Client and this document does not exonerate parties to a transaction from exercising all their rights and obligations under the transaction documents. This document cannot be reproduced except in full, without prior written approval of the Company. Any unauthorized alteration, forgery or falsification of the content or appearance of this document is unlawful and offenders may be prosecuted to the fullest extent of the law. Unless otherwise stated the results shown in this test report refer only to the sample(s) tested and such sample(s) are retained for 90 days only."

5.1.1 Test Setup



5.1.2 Test Procedure

The Device was connected to the artificial main network via PC(refer to section 3.4 for details), And test the EUT with activated in USB mode.

5.1.3 Measurement Data

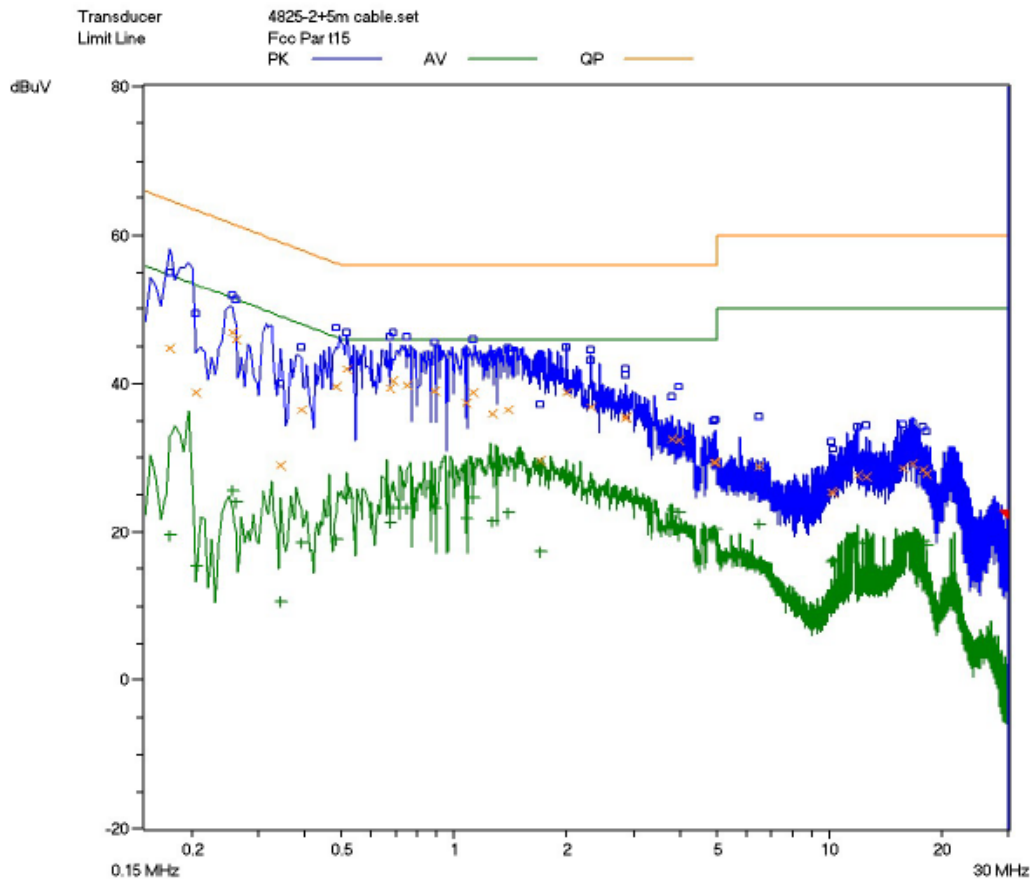
Measure the maximised peak emissions from the EUT for both the Live and Neutral Lines. Quasi-Peak and Average measurement were performed at the frequencies with maximized peak emission were detected.

Frequency (MHz)	Line	Measured QP (dBuV)	QP Limit (dBuV)	Measured AV (dBuV)	AV Limit (dBuV)	Over Limit QP	Over Limit AV
0.1750	L	44.90	64.65	19.50	54.65	-19.75	-35.15
0.2550	L	47.00	61.55	25.70	51.55	-14.55	-25.85
0.5150	L	41.90	56.00	24.60	46.00	-14.10	-21.40
0.6850	L	40.40	56.00	23.40	46.00	-15.60	-22.60
0.7500	L	39.80	56.00	23.20	46.00	-16.20	-22.80
1.9850	L	38.80	56.00	27.40	46.00	-17.20	-18.60
0.1750	N	53.30	64.65	27.10	54.65	-11.35	-27.55
0.2050	N	51.90	63.34	22.80	53.34	-11.44	-30.54
0.2600	N	49.30	61.39	20.50	51.39	-12.09	-30.89
0.4850	N	45.30	56.25	28.90	46.25	-10.95	-17.35
0.6850	N	41.40	56.00	25.60	46.00	-14.60	-20.40
1.1200	N	38.90	56.00	26.10	46.00	-17.10	-19.90



Live Line Scan Graph

Title	CE L
Condition	120Vac,60Hz
Frequency Range(s)	Range 1
Start Frequency	150 kHz
Stop Frequency	30 MHz
Step Frequency	5 kHz
Attenuator	Auto
Detector (Pre)	AV CISPR
IF Bandwidth (Pre)	9 kHz
Measure Time (Pre)	10 ms
Detector (Final)	QP
IF Bandwidth (Final)	9 kHz
Measure Time (Final)	1 s
Sub Ranges (Final)	20



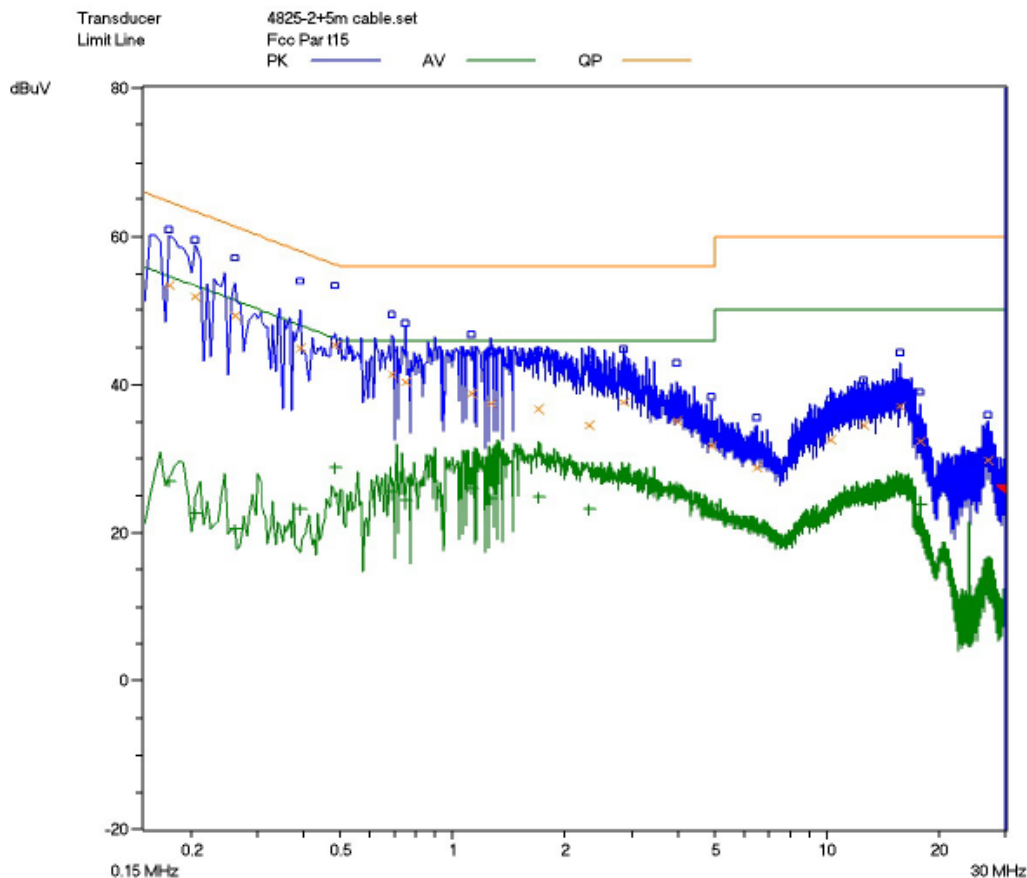
FCC ID: SOVAN9G3

"This document is issued by the Company subject to its General Conditions of Service printed overleaf, available on request or accessible at <http://www.ebotek.cn> and, for electronic format documents, subject to Terms and Conditions for Electronic Documents at <http://www.ebotek.cn>. Attention is drawn to the limitation of liability, indemnification and jurisdiction issues defined therein. Any holder of this document is advised that information contained hereon reflects the Company's findings at the time of its intervention only and within the limits of Client's instructions, if any. The Company's sole responsibility is to its Client and this document does not exonerate parties to a transaction from exercising all their rights and obligations under the transaction documents. This document cannot be reproduced except in full, without prior written approval of the Company. Any unauthorized alteration, forgery or falsification of the content or appearance of this document is unlawful and offenders may be prosecuted to the fullest extent of the law. Unless otherwise stated the results shown in this test report refer only to the sample(s) tested and such sample(s) are retained for 90 days only."



Nuetral Line Scan Graph

Title	CE N
Condition	120Vac,60Hz
Frequency Range(s)	Range 1
Start Frequency	150 kHz
Stop Frequency	30 MHz
Step Frequency	5 kHz
Attenuator	Auto
Detector (Pre)	AV CISPR
IF Bandwidth (Pre)	9 kHz
Measure Time (Pre)	10 ms
Detector (Final)	QP
IF Bandwidth (Final)	9 kHz
Measure Time (Final)	1 s
Sub Ranges (Final)	20



FCC ID: SOVAN9G3

"This document is issued by the Company subject to its General Conditions of Service printed overleaf, available on request or accessible at <http://www.ebotek.cn> and, for electronic format documents, subject to Terms and Conditions for Electronic Documents at <http://www.ebotek.cn>. Attention is drawn to the limitation of liability, indemnification and jurisdiction issues defined therein. Any holder of this document is advised that information contained hereon reflects the Company's findings at the time of its intervention only and within the limits of Client's instructions, if any. The Company's sole responsibility is to its Client and this document does not exonerate parties to a transaction from exercising all their rights and obligations under the transaction documents. This document cannot be reproduced except in full, without prior written approval of the Company. Any unauthorized alteration, forgery or falsification of the content or appearance of this document is unlawful and offenders may be prosecuted to the fullest extent of the law. Unless otherwise stated the results shown in this test report refer only to the sample(s) tested and such sample(s) are retained for 90 days only."



5.2 Radiated Emissions

Test Requirement:	FCC Part15 B Section 15.109
Test Method:	ANSI C63.4:2003
Frequency Range:	30MHz to 5GHz(without modules operating more than 500MHz)
Class/Severity:	Class B
Detector:	QP Detector(RBW=120kHz,VBW=300kHz)for 30 to 1000 MHz RE testing Peak Detector(RBW=1MHz,VBW=3MHz) for 1 to 25 GHz RE Peak value test Peak Detector(RBW=1MHz, VBW=10Hz) for 1 to 25 GHz RE AV value test
Test Mode:	USB mode (Connect the EUT with PC ,and exchange data between them)
Test Voltage:	120Vac, 60Hz
Test Date:	04-07 March, 2012
Temperature:	23°C~24°C
Humidity:	52%~58%
Limit:	Except for Class A digital devices, the field strength of radiated emissions from unintentional radiators at a distance of 3 meters shall not exceed the following values:

Frequency of Emission (MHz)	Field Strength	
	(microvolts/meter)	dB (μV/m)
30 - 88	100	40(QP)
88 - 216	150	43.5(QP)
216 - 960	200	46(QP)
960-1000	500	54(QP)
Above 1000	500	54(AV) 74(PK)

FCC ID: SOVAN9G3

"This document is issued by the Company subject to its General Conditions of Service printed overleaf, available on request or accessible at <http://www.ebotech.cn> and, for electronic format documents, subject to Terms and Conditions for Electronic Documents at <http://www.ebotech.cn>. Attention is drawn to the limitation of liability, indemnification and jurisdiction issues defined therein. Any holder of this document is advised that information contained hereon reflects the Company's findings at the time of its intervention only and within the limits of Client's instructions, if any. The Company's sole responsibility is to its Client and this document does not exonerate parties to a transaction from exercising all their rights and obligations under the transaction documents. This document cannot be reproduced except in full, without prior written approval of the Company. Any unauthorized alteration, forgery or falsification of the content or appearance of this document is unlawful and offenders may be prosecuted to the fullest extent of the law. Unless otherwise stated the results shown in this test report refer only to the sample(s) tested and such sample(s) are retained for 90 days only."

5.2.1 Test Setup

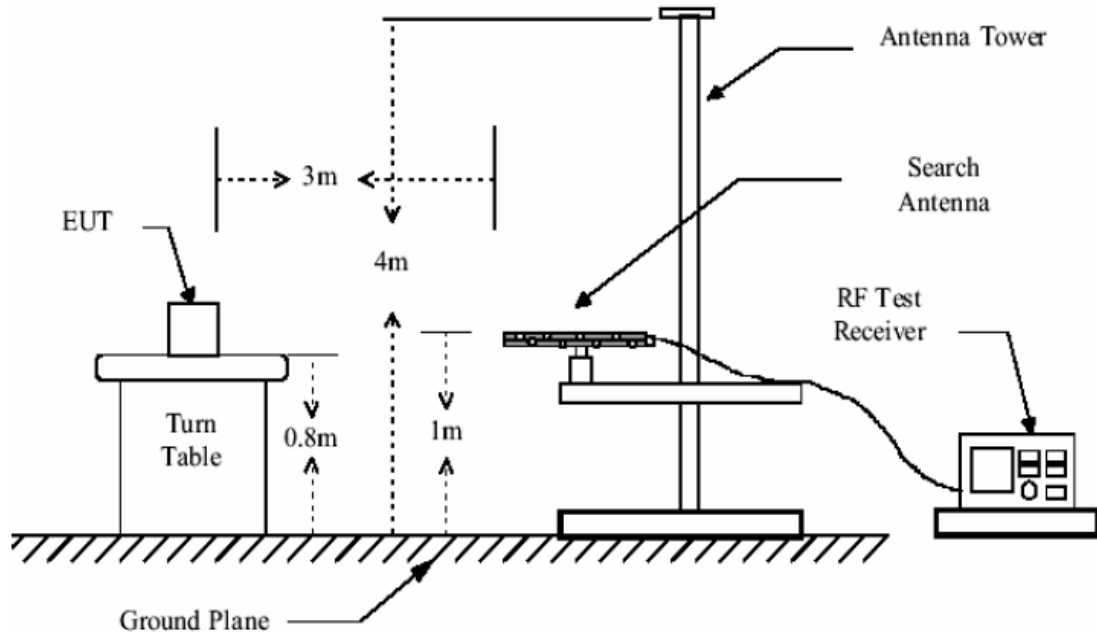


Figure1: 30MHz to 1GHz radiated emissions test setup

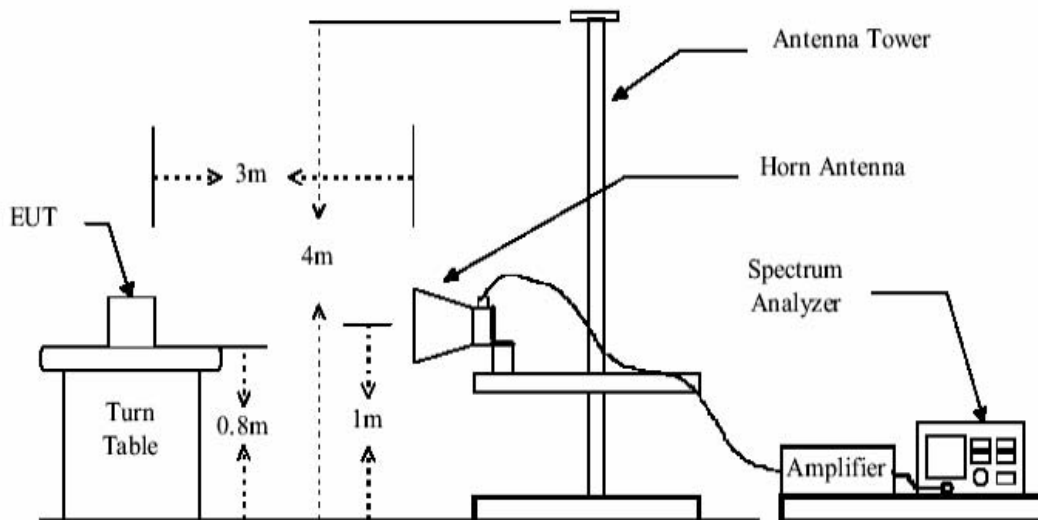


Figure 2: Above 1GHz radiated emissions test setup

FCC ID: SOVAN9G3

**5.2.2 Test Procedure**

1. The EUT was placed on a turn table which is 0.8m above ground plane.
2. The turn table shall rotate 360 degrees to determine the position of maximum emission level.
3. EUT is set 3m away from the receiving antenna which varied from 1m to 4m to find out the highest emissions.
4. Maximum procedure was performed on the six highest emissions to ensure EUT compliance.
5. And also, each emission was to be maximized by changing the polarization of receiving antenna both horizontal and vertical.
6. Repeat above procedures until all frequency measured were complete.

$$FS = RA + AF + CL - AG$$

Where FS = Field Strength	CL = Cable Attenuation Factor (Cable Loss)
RA = Reading Amplitude	AG = Amplifier Gain

5.2.3 Measurement Data

An initial pre-scan was performed in peak detection mode. Peak measurement was performed at the frequencies with maximized peak emission were detected.

Radiated Emission below 1GHz

Frequency (MHz)	Antenna Polarity	Reading dBuV	Ant CL / Amp CF	Measurement level dB uV/m	QP LIMIT (dBuV/m)	margin (dBuV/m)	Result
34.250	H	9.50	18.30	27.80	40.00	-12.20	Pass
152.370	H	10.70	8.20	18.90	43.50	-24.60	Pass
288.000	H	12.10	14.30	26.40	46.00	-19.60	Pass
324.300	H	10.50	14.90	25.40	46.00	-20.60	Pass
400.000	H	20.80	16.70	37.50	46.00	-8.50	Pass
861.000	H	4.90	23.70	28.60	46.00	-17.40	Pass
32.500	V	17.20	17.60	34.80	40.00	-5.20	Pass
39.100	V	16.50	17.60	34.10	40.00	-5.90	Pass
45.150	V	17.80	13.70	31.50	40.00	-8.50	Pass
400.000	V	18.80	16.70	35.50	46.00	-10.50	Pass
500.000	V	8.90	19.10	28.00	46.00	-18.00	Pass
792.050	V	8.90	22.20	31.10	46.00	-14.90	Pass

FCC ID: SOVAN9G3

"This document is issued by the Company subject to its General Conditions of Service printed overleaf, available on request or accessible at <http://www.ebotek.cn> and, for electronic format documents, subject to Terms and Conditions for Electronic Documents at <http://www.ebotek.cn>. Attention is drawn to the limitation of liability, indemnification and jurisdiction issues defined therein. Any holder of this document is advised that information contained hereon reflects the Company's findings at the time of its intervention only and within the limits of Client's instructions, if any. The Company's sole responsibility is to its Client and this document does not exonerate parties to a transaction from exercising all their rights and obligations under the transaction documents. This document cannot be reproduced except in full, without prior written approval of the Company. Any unauthorized alteration, forgery or falsification of the content or appearance of this document is unlawful and offenders may be prosecuted to the fullest extent of the law. Unless otherwise stated the results shown in this test report refer only to the sample(s) tested and such sample(s) are retained for 90 days only."

**Radiated Emission Above 1GHz**

Frequency (MHz)	Antenna Polarity	Detector Mode	Reading (dBuV)	Ant./CL/ Amp.CF (dB)	Measured Level (dBuV/m)	PK Limit (dBuV/m)	Over Limit(dB)
1038.000	H	PK	59.89	-3.00	56.89	74.00	-17.11
1098.000	H	PK	58.76	-3.00	55.76	74.00	-18.24
1256.000	H	PK	53.74	-2.50	51.24	74.00	-22.76
1357.000	H	PK	55.46	-2.50	52.96	74.00	-21.04
1534.000	H	PK	52.62	-2.50	50.12	74.00	-23.88
2856.000	H	PK	41.49	2.88	44.37	74.00	-29.63
1064.000	V	PK	62.63	-3.00	59.63	74.00	-14.37
1098.000	V	PK	60.24	-3.00	57.24	74.00	-16.76
1284.000	V	PK	54.53	-2.50	52.03	74.00	-21.97
1364.000	V	PK	52.64	-2.50	50.14	74.00	-23.86
1869.320	V	PK	50.38	-0.50	49.88	74.00	-24.12
2924.800	V	PK	46.49	2.88	49.37	74.00	-24.63

Frequency (MHz)	Antenna Polarity	Detector Mode	Reading (dBuV)	Ant./CL/ Amp.CF (dB)	Measured Level (dBuV/m)	AV Limit (dBuV/m)	Over Limit(dB)
1038.000	H	AV	36.16	-3.00	33.16	54.00	-20.84
1098.000	H	AV	36.24	-3.00	33.24	54.00	-20.76
1256.000	H	AV	32.53	-2.50	30.03	54.00	-23.97
1357.000	H	AV	34.39	-2.50	31.89	54.00	-22.11
1534.000	H	AV	31.75	-2.50	29.25	54.00	-24.75
2856.000	H	AV	31.88	2.88	34.76	54.00	-19.24
1064.000	V	AV	37.58	-3.00	34.58	54.00	-19.42
1098.000	V	AV	34.26	-3.00	31.26	54.00	-22.74
1284.000	V	AV	32.97	-2.50	30.47	54.00	-23.53
1364.000	V	AV	32.80	-2.50	30.30	54.00	-23.70
1869.320	V	AV	29.26	-0.50	28.76	54.00	-25.24
2924.800	V	AV	26.59	2.88	29.47	54.00	-24.53

FCC ID: SOVAN9G3

"This document is issued by the Company subject to its General Conditions of Service printed overleaf, available on request or accessible at <http://www.ebotek.cn> and, for electronic format documents, subject to Terms and Conditions for Electronic Documents at <http://www.ebotek.cn>. Attention is drawn to the limitation of liability, indemnification and jurisdiction issues defined therein. Any holder of this document is advised that information contained hereon reflects the Company's findings at the time of its intervention only and within the limits of Client's instructions, if any. The Company's sole responsibility is to its Client and this document does not exonerate parties to a transaction from exercising all their rights and obligations under the transaction documents. This document cannot be reproduced except in full, without prior written approval of the Company. Any unauthorized alteration, forgery or falsification of the content or appearance of this document is unlawful and offenders may be prosecuted to the fullest extent of the law. Unless otherwise stated the results shown in this test report refer only to the sample(s) tested and such sample(s) are retained for 90 days only."