



**Shenzhen EBO Technology Co., Ltd.**

North 710, Yihua Building, Shennan Road, Futian District,  
Shenzhen, P. R. China  
Telephone: +86-755-29451282,  
Fax: +86-755-22639141

Report No.: FCC12-RTE040902  
Page 1 of 18

# TEST REPORT

**Applicant:** Archos SA  
**Address of Applicant:** 12, Rue Ampere 91430 Igny France

## Equipment Under Test (EUT)

**Product Name:** HOME TABLET  
**Model No.:** AN7DG3  
**Trade mark:** ARNOVA  
**FCC ID:** SOVAN7DG3  
**Applicable standards:** FCC CFR Title 47 Part 15 Subpart B:2010  
**Date of sample receipt:** Mar. 15, 2012  
**Date of Test:** Mar. 15-Apr. 06, 2012  
**Date of report issued:** Apr. 09, 2012  
**Test Result :** PASS \*

\* In the configuration tested, the EUT complied with the standards specified above.

Authorized Signature:

Kavin Yu  
Laboratory Manager

This report details the results of the testing carried out on one sample. The results contained in this test report do not relate to other samples of the same product and does not permit the use of the EBO product certification mark. The manufacturer should ensure that all products in series production are in conformity with the product sample detailed in this report.

This report may only be reproduced and distributed in full. If the product in this report is used in any configuration other than that detailed in the report, the manufacturer must ensure the new system complies with all relevant standards. Any mention of EBO International Electrical Approvals or testing done by EBO International Electrical Approvals in connection with, distribution or use of the product described in this report must be approved by EBO International Electrical Approvals in writing.

This document cannot be reproduced except in full, without prior written approval of the Company. Any unauthorized alteration, forgery or falsification of the content or appearance of this document is unlawful and offenders may be prosecuted to the fullest extent of the law. Unless otherwise stated the results shown in this test report refer only to the sample(s) tested and such sample(s) are retained for 90 days only."



## 2 Version

Version No.	Date	Description
00	Apr. 09, 2012	Original

Prepared by:

*Collin He*

Date:

Apr. 09, 2012

**Project Engineer**

Reviewed by:

*Hans Hu*

Date:

Apr. 09, 2012

**Reviewer**



### 3 Contents

	Page
1 COVER PAGE .....	1
2 VERSION .....	2
3 CONTENTS .....	3
4 TEST SUMMARY .....	4
5 GENERAL INFORMATION .....	5
5.1 CLIENT INFORMATION .....	5
5.2 GENERAL DESCRIPTION OF E.U.T. ....	5
5.3 TEST MODE AND VOLTAGE .....	5
5.4 TEST FACILITY.....	5
5.5 TEST LOCATION .....	6
5.6 DESCRIPTION OF SUPPORT UNITS .....	6
5.7 DEVIATION FROM STANDARDS.....	6
5.8 ABNORMALITIES FROM STANDARD CONDITIONS.....	6
5.9 OTHER INFORMATION REQUESTED BY THE CUSTOMER .....	6
6 TEST INSTRUMENTS LIST .....	7
7 TEST RESULTS AND MEASUREMENT DATA .....	8
7.1 CONDUCTED EMISSIONS.....	8
7.2 RADIATED EMISSION .....	11
8 TEST SETUP PHOTO .....	17
9 EUT CONSTRUCTIONAL DETAILS .....	18



## 4 Test Summary

Test Item	Section in CFR 47	Result
Conducted Emission	Part15.107	PASS
Radiated Emissions	Part15.109	PASS

*PASS: The EUT complies with the essential requirements in the standard.*



## 5 General Information

### 5.1 Client Information

Applicant:	Archos SA
Address of Applicant:	12, Rue Ampere 91430 Igny France
Manufacturer:	Archos SA
Address of Manufacturer/	12, Rue Ampere 91430 Igny France

### 5.2 General Description of E.U.T.

Product Name:	HOME TABLET
Model No.:	AN7DG3
Power supply:	MODEL: MD-ADP-0516UN001 Input: AC 100-240V 50/60Hz 0.3A Output: DC 5.0V 1.5A DC 3.7V Li-ion Battery

### 5.3 Test mode and voltage

Test mode:	
PC mode	Keep the EUT in communicate mode by PC
Play mode	Keep the EUT in play file.
Test voltage:	AC 120V/60Hz

### 5.4 Test Facility

The test facility is recognized, certified, or accredited by the following organizations:

● **FCC —Registration No.: 600491**

Global United Technology Services Co., Ltd., Shenzhen EMC Laboratory has been registered and fully described in a report filed with the (FCC) Federal Communications Commission. The acceptance letter from the FCC is maintained in files. Registration 600491, July 20, 2010.

● **Industry Canada (IC)**

The 3m Semi-anechoic chamber of Global United Technology Services Co., Ltd. has been Registered by Certification and Engineering Bureau of Industry Canada for radio equipment testing with Registration No.: 9079A-1.



## 5.5 Test Location

All tests were performed at:
Global United Technology Services Co., Ltd. Address: 2nd Floor, Block No.2, Laodong Industrial Zone, Xixiang Road Baoan District, Shenzhen, China Tel: 0755-27798480 Fax: 0755-27798960

## 5.6 Description of Support Units

Manufacturer	Description	Model	Serial Number	FCC ID/DoC
HP	Printer	CB495A	05257893	DoC
DELL	PC	OPTIPLEX745	GTS312	DoC
DELL	MONITOR	E178FPC	N/A	DoC
DELL	KEYBOARD	SK-8115	N/A	DoC
DELL	MOUSE	MOC5UO	N/A	DoC

## 5.7 Deviation from Standards

Biconical, log.per. antenna and horn antenna were used instead of dipole antenna. Semi-anechoic Chamber was used as alternation of open air test sites, and all test suites were performed with radiated method in it.
---

## 5.8 Abnormalities from Standard Conditions

None.
-------

## 5.9 Other Information Requested by the Customer

None.
-------



## 6 Test Instruments list

Radiated Emission						
Item	Test Equipment	Manufacturer	Model No.	Inventory No.	Cal.Date (mm-dd-yy)	Cal.Due date (mm-dd-yy)
1	3m Semi- Anechoic Chamber	ZhongYu Electron	9.2(L)*6.2(W)* 6.4(H)	GTS250	Mar. 29 2012	Mar. 28 2013
2	Control Room	ZhongYu Electron	6.2(L)*2.5(W)* 2.4(H)	GTS251	N/A	N/A
3	EMI Test Receiver	Rohde & Schwarz	ESU26	GTS203	Jul. 04 2011	Jul. 03 2012
4	BiConiLog Antenna	SCHWARZBECK MESS-ELEKTRONIK	VULB9163	GTS214	Feb. 26 2012	Feb. 25 2013
5	EMI Test Software	AUDIX	E3	N/A	N/A	N/A
6	Coaxial Cable	GTS	N/A	GTS213	Mar. 31 2012	Mar. 30 2013
7	Coaxial Cable	GTS	N/A	GTS211	Mar. 31 2012	Mar. 30 2013
8	Coaxial cable	GTS	N/A	GTS210	Mar. 31 2012	Mar. 30 2013
9	Coaxial Cable	GTS	N/A	GTS212	Mar. 31 2012	Mar. 30 2013
10	Amplifier(100kHz-3GHz)	HP	8347A	GTS204	Jul. 04 2011	Jul. 03 2012

Conducted Emission						
Item	Test Equipment	Manufacturer	Model No.	Inventory No.	Cal.Date (mm-dd-yy)	Cal.Due date (mm-dd-yy)
1	Shielding Room	ZhongYu Electron	7.0(L)x3.0(W)x3.0(H)	GTS252	Jul. 04 2011	Jul. 03 2012
2	EMI Test Receiver	Rohde & Schwarz	ESCS30	GTS223	Jul. 04 2011	Jul. 03 2012
3	10dB Pulse Limita	Rohde & Schwarz	N/A	GTS224	Jul. 04 2011	Jul. 03 2012
4	LISN	SCHWARZBECK MESS-ELEKTRONIK	NSLK 8127	GTS226	Jul. 04 2011	Jul. 03 2012
5	Coaxial Cable	GTS	N/A	GTS227	Mar. 31 2012	Mar. 30 2013
6	EMI Test Software	AUDIX	E3	N/A	N/A	N/A

"This document is issued by the Company subject to its General Conditions of Service printed overleaf, available on request or accessible at <http://www.ebotech.cn> and, for electronic format documents, subject to Terms and Conditions for Electronic Documents at <http://www.ebotech.cn>. Attention is drawn to the limitation of liability, indemnification and jurisdiction issues defined therein. Any holder of this document is advised that information contained hereon reflects the Company's findings at the time of its intervention only and within the limits of Client's instructions, if any. The Company's sole responsibility is to its Client and this document does not exonerate parties to a transaction from exercising all their rights and obligations under the transaction documents. This document cannot be reproduced except in full, without prior written approval of the Company. Any unauthorized alteration, forgery or falsification of the content or appearance of this document is unlawful and offenders may be prosecuted to the fullest extent of the law. Unless otherwise stated the results shown in this test report refer only to the sample(s) tested and such sample(s) are retained for 90 days only."



## 7 Test results and Measurement Data

### 7.1 Conducted Emissions

Test Requirement:	FCC Part15 B Section 15.107																
Test Method:	ANSI C63.4:2003																
Test Frequency Range:	150kHz to 30MHz																
Class / Severity:	Class B																
Receiver setup:	RBW=9kHz, VBW=30kHz																
Limit:	<table><tr><th rowspan="2">Frequency range (MHz)</th><th colspan="2">Limit (dBμV)</th></tr><tr><th>Quasi-peak</th><th>Average</th></tr><tr><td>0.15-0.5</td><td>66 to 56*</td><td>56 to 46*</td></tr><tr><td>0.5-5</td><td>56</td><td>46</td></tr><tr><td>0.5-30</td><td>60</td><td>50</td></tr></table>			Frequency range (MHz)	Limit (dBμV)		Quasi-peak	Average	0.15-0.5	66 to 56*	56 to 46*	0.5-5	56	46	0.5-30	60	50
Frequency range (MHz)	Limit (dBμV)																
	Quasi-peak	Average															
0.15-0.5	66 to 56*	56 to 46*															
0.5-5	56	46															
0.5-30	60	50															
Test procedure	The E.U.T and simulators are connected to the main power through a line impedance stabilization network(L.I.S.N.). The provide a 50ohm/50uH coupling impedance for the measuring equipment. The peripheral devices are also connected to the main power through a LISN that provides a 50ohm/50uH coupling impedance with 50ohm termination. (Please refers to the block diagram of the test setup and photographs). Both sides of A.C. line are checked for maximum conducted interference. In order to find the maximum emission, the relative positions of equipment and all of the interface cables must be changed according to ANSI C63.4: 2003 on conducted measurement.																
Test setup:	<div><p style="text-align: center;"><b>Reference Plane</b></p><p style="text-align: center;">Test table/Insulation plane</p><p><i>Remark: E.U.T: Equipment Under Test LISN: Line Impedance Stabilization Network Test table height=0.8m</i></p></div>																
Test environment:	Temp.: 25 °C	Humid.: 52%	Press.: 1 012mbar														
Measurement Record:	Uncertainty: ± 3.45dB																
Test Instruments:	Refer to section 6 for details																

"This document is issued by the Company subject to its General Conditions of Service printed overleaf, available on request or accessible at <http://www.ebotech.cn> and, for electronic format documents, subject to Terms and Conditions for Electronic Documents at <http://www.ebotech.cn>. Attention is drawn to the limitation of liability, indemnification and jurisdiction issues defined therein. Any holder of this document is advised that information contained hereon reflects the Company's findings at the time of its intervention only and within the limits of Client's instructions, if any. The Company's sole responsibility is to its Client and this document does not exonerate parties to a transaction from exercising all their rights and obligations under the transaction documents. This document cannot be reproduced except in full, without prior written approval of the Company. Any unauthorized alteration, forgery or falsification of the content or appearance of this document is unlawful and offenders may be prosecuted to the fullest extent of the law. Unless otherwise stated the results shown in this test report refer only to the sample(s) tested and such sample(s) are retained for 90 days only."



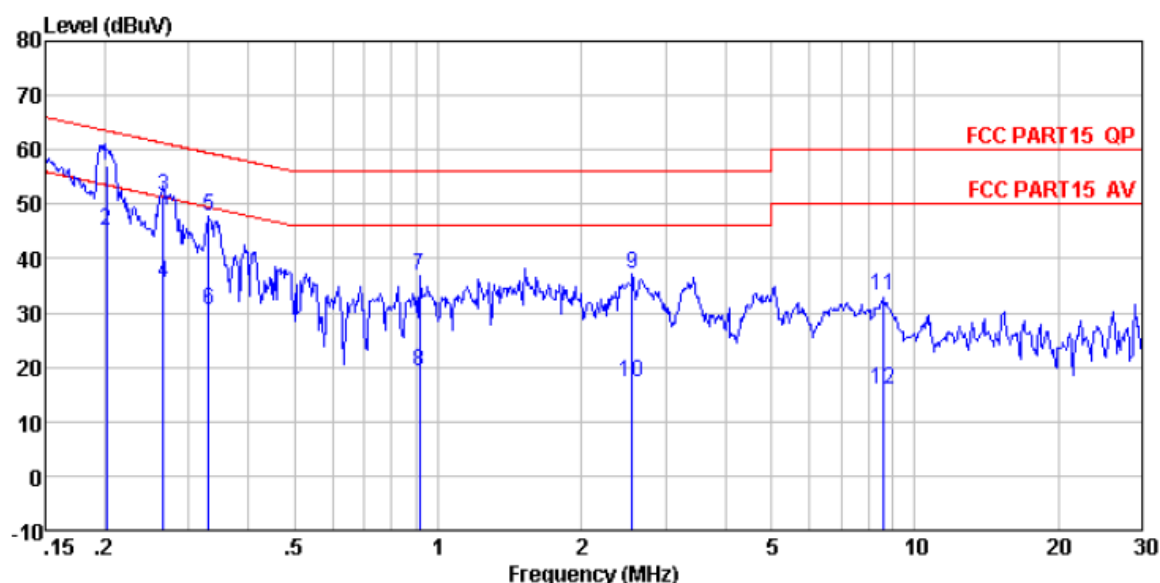


Test mode:	Refer to section 5.3 for details
Test results:	Pass

## Measurement Data

worst case

Line:



Condition : FCC PART15 QP LISN(2011) LINE

Job No. : 210RF

Test Mode : PC mode

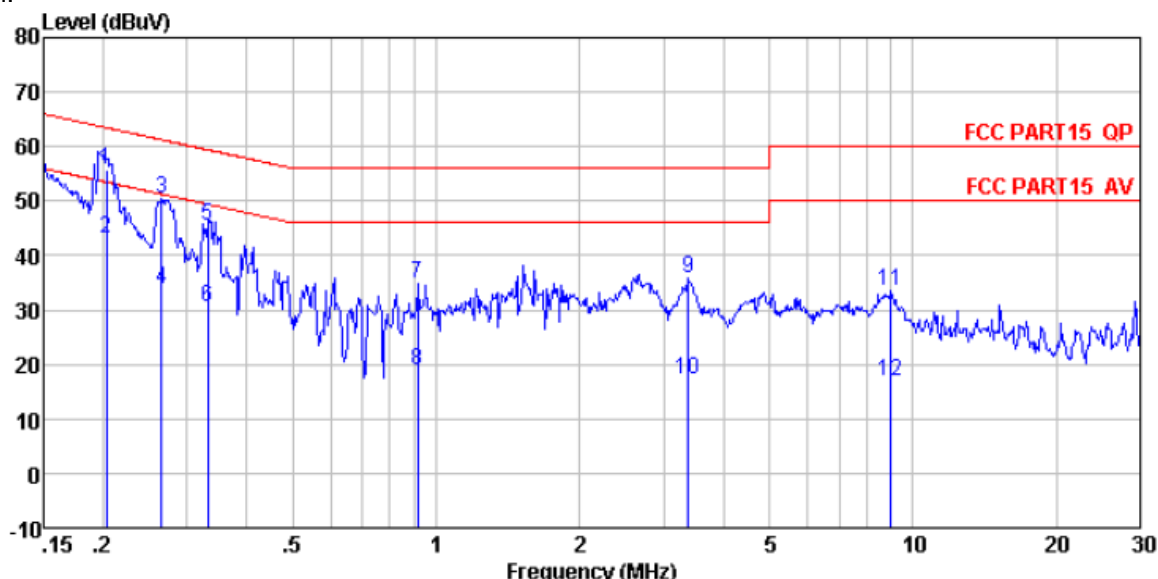
Test Engineer: Sam

	Freq	Read Level	LISN Factor	Cable Loss	Level	Limit Line	Over Limit	Remark
	MHz	dBuV	dB	dB	dBuV	dBuV	dB	
1	0.201	56.21	0.66	0.10	56.97	63.55	-6.58	QP
2	0.201	44.21	0.66	0.10	44.97	53.55	-8.58	Average
3	0.266	50.62	0.62	0.10	51.34	61.25	-9.91	QP
4	0.266	34.88	0.62	0.10	35.60	51.25	-15.65	Average
5	0.330	47.21	0.60	0.10	47.91	59.44	-11.53	QP
6	0.330	29.84	0.60	0.10	30.54	49.44	-18.90	Average
7	0.914	36.40	0.49	0.10	36.99	56.00	-19.01	QP
8	0.914	18.50	0.49	0.10	19.09	46.00	-26.91	Average
9	2.554	36.57	0.37	0.10	37.04	56.00	-18.96	QP
10	2.554	16.85	0.37	0.10	17.32	46.00	-28.68	Average
11	8.592	32.65	0.24	0.19	33.08	60.00	-26.92	QP
12	8.592	15.35	0.24	0.19	15.78	50.00	-34.22	Average

"This document is issued by the Company subject to its General Conditions of Service printed overleaf, available on request or accessible at <http://www.ebotek.cn> and, for electronic format documents, subject to Terms and Conditions for Electronic Documents at <http://www.ebotek.cn>. Attention is drawn to the limitation of liability, indemnification and jurisdiction issues defined therein. Any holder of this document is advised that information contained hereon reflects the Company's findings at the time of its intervention only and within the limits of Client's instructions, if any. The Company's sole responsibility is to its Client and this document does not exonerate parties to a transaction from exercising all their rights and obligations under the transaction documents. This document cannot be reproduced except in full, without prior written approval of the Company. Any unauthorized alteration, forgery or falsification of the content or appearance of this document is unlawful and offenders may be prosecuted to the fullest extent of the law. Unless otherwise stated the results shown in this test report refer only to the sample(s) tested and such sample(s) are retained for 90 days only."



Neutral:



Condition : FCC PART15 QP LISN(2011) NEUTRAL  
Job No. : 210RF  
Test Mode : PC mode  
Test Engineer: Sam

	Freq	Read Level	LISN Factor	Cable Loss	Level	Limit Line	Over Limit	Remark
	MHz	dBuV	dB	dB	dBuV	dBuV	dB	
1	0.203	55.00	0.65	0.10	55.75	63.49	-7.74	QP
2	0.203	42.30	0.65	0.10	43.05	53.49	-10.44	Average
3	0.266	49.82	0.62	0.10	50.54	61.25	-10.71	QP
4	0.266	33.16	0.62	0.10	33.88	51.25	-17.37	Average
5	0.332	44.66	0.60	0.10	45.36	59.40	-14.04	QP
6	0.332	29.71	0.60	0.10	30.41	49.40	-18.99	Average
7	0.914	34.15	0.49	0.10	34.74	56.00	-21.26	QP
8	0.914	18.36	0.49	0.10	18.95	46.00	-27.05	Average
9	3.381	35.35	0.34	0.10	35.79	56.00	-20.21	QP
10	3.381	16.93	0.34	0.10	17.37	46.00	-28.63	Average
11	9.011	33.22	0.23	0.19	33.64	60.00	-26.36	QP
12	9.011	16.44	0.23	0.19	16.86	50.00	-33.14	Average

Notes:

1. The following Quasi-Peak and Average measurements were performed on the EUT:
2. Final Test Level = Receiver Reading + LISN Factor + Cable Loss.

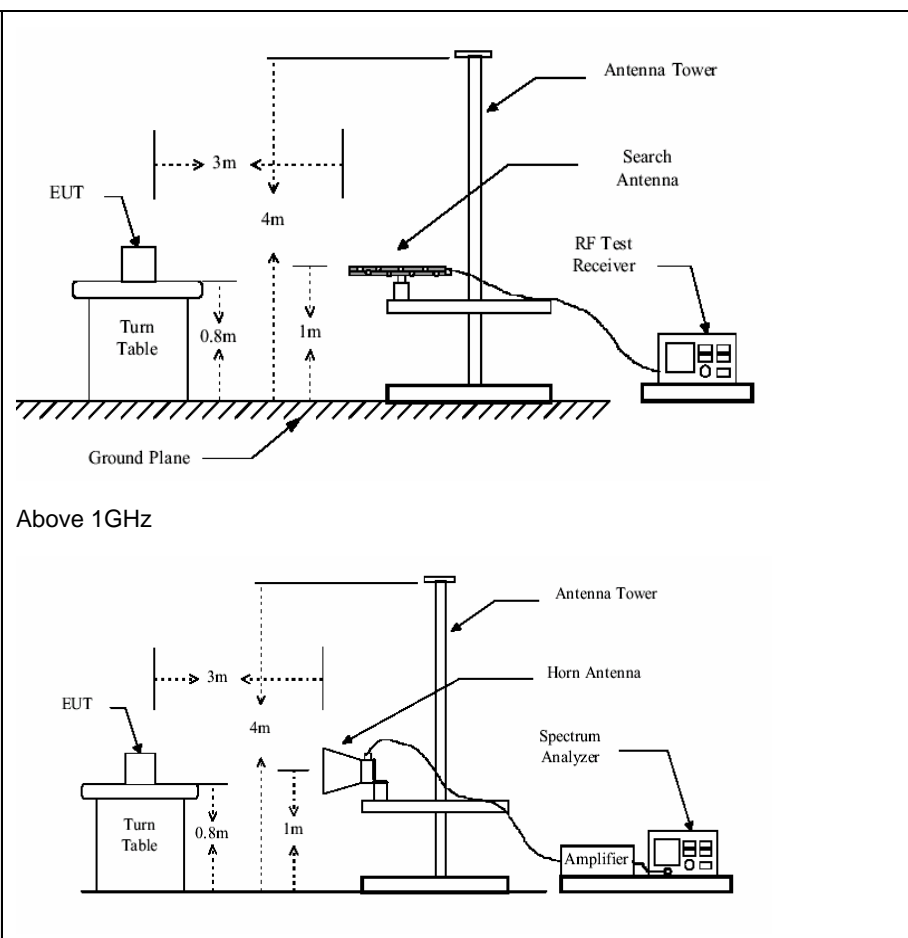
"This document is issued by the Company subject to its General Conditions of Service printed overleaf, available on request or accessible at <http://www.eботek.cn> and, for electronic format documents, subject to Terms and Conditions for Electronic Documents at <http://www.eботek.cn>. Attention is drawn to the limitation of liability, indemnification and jurisdiction issues defined therein. Any holder of this document is advised that information contained hereon reflects the Company's findings at the time of its intervention only and within the limits of Client's instructions, if any. The Company's sole responsibility is to its Client and this document does not exonerate parties to a transaction from exercising all their rights and obligations under the transaction documents. This document cannot be reproduced except in full, without prior written approval of the Company. Any unauthorized alteration, forgery or falsification of the content or appearance of this document is unlawful and offenders may be prosecuted to the fullest extent of the law. Unless otherwise stated the results shown in this test report refer only to the sample(s) tested and such sample(s) are retained for 90 days only."



## 7.2 Radiated Emission

Test Requirement:	FCC Part15 B Section 15.109				
Test Method:	ANSI C63.4:2003				
Test Frequency Range:	30MHz to 1GHz				
Test site:	Measurement Distance: 3m (Semi-Anechoic Chamber)				
Receiver setup:	Frequency	Detector	RBW	VBW	Remark
	30MHz-1GHz	Quasi-peak	100KHz	300KHz	Quasi-peak Value
	Above 1GHz	Peak	1MHz	3MHz	Peak Value
Limit:					
	Frequency		Limit (dBuV/m @3m)		Remark
	30MHz-88MHz		40.0		Quasi-peak Value
	88MHz-216MHz		43.5		Quasi-peak Value
	216MHz-960MHz		46.0		Quasi-peak Value
	960MHz-1GHz		54.0		Quasi-peak Value
	Above 1GHz		54.0		Average Value
74.0			Peak Value		
Test Procedure:	<div>1. The EUT was placed on the top of a rotating table 0.8 meters above the ground at a 3 meter camber. The table was rotated 360 degrees to determine the position of the highest radiation.</div> <div>2. The EUT was set 3 meters away from the interference-receiving antenna, which was mounted on the top of a variable-height antenna tower.</div> <div>3. The antenna height is varied from one meter to four meters above the ground to determine the maximum value of the field strength. Both horizontal and vertical polarizations of the antenna are set to make the measurement.</div> <div>4. For each suspected emission, the EUT was arranged to its worst case and then the antenna was tuned to heights from 1 meter to 4 meters and the rota table was turned from 0 degrees to 360 degrees to find the maximum reading.</div> <div>5. The test-receiver system was set to Peak Detect Function and Specified Bandwidth with Maximum Hold Mode.</div> <div>6. If the emission level of the EUT in peak mode was 10dB lower than the limit specified, then testing could be stopped and the peak values of the EUT would be reported. Otherwise the emissions that did not have 10dB margin would be re-tested one by one using peak, quasi-peak or average method as specified and then reported in a data sheet.</div>				
Test setup:	Below 1GHz				

"This document is issued by the Company subject to its General Conditions of Service printed overleaf, available on request or accessible at <http://www.ebotech.cn> and, for electronic format documents, subject to Terms and Conditions for Electronic Documents at <http://www.ebotech.cn>. Attention is drawn to the limitation of liability, indemnification and jurisdiction issues defined therein. Any holder of this document is advised that information contained hereon reflects the Company's findings at the time of its intervention only and within the limits of Client's instructions, if any. The Company's sole responsibility is to its Client and this document does not exonerate parties to a transaction from exercising all their rights and obligations under the transaction documents. This document cannot be reproduced except in full, without prior written approval of the Company. Any unauthorized alteration, forgery or falsification of the content or appearance of this document is unlawful and offenders may be prosecuted to the fullest extent of the law. Unless otherwise stated the results shown in this test report refer only to the sample(s) tested and such sample(s) are retained for 90 days only."

	 <p>Above 1GHz</p>
Test environment:	Temp.: 25 °C Humid.: 52% Press.: 1 012mbar
Measurement Record:	Uncertainty: ± 4.5dB
Test Instruments:	Refer to section 6 for details
Test mode:	Refer to section 5.3 for details
Test results:	Passed

**Note:**

The field strength is calculated by adding the Antenna Factor, Cable Factor & Preamplifier. The basic equation with a sample calculation is as follows:

$$\text{Final Test Level} = \text{Receiver Reading} + \text{Antenna Factor} + \text{Cable Factor} - \text{Preamplifier Factor}$$

"This document is issued by the Company subject to its General Conditions of Service printed overleaf, available on request or accessible at <http://www.ebotech.cn> and, for electronic format documents, subject to Terms and Conditions for Electronic Documents at <http://www.ebotech.cn>. Attention is drawn to the limitation of liability, indemnification and jurisdiction issues defined therein. Any holder of this document is advised that information contained hereon reflects the Company's findings at the time of its intervention only and within the limits of Client's instructions, if any. The Company's sole responsibility is to its Client and this document does not exonerate parties to a transaction from exercising all their rights and obligations under the transaction documents. This document cannot be reproduced except in full, without prior written approval of the Company. Any unauthorized alteration, forgery or falsification of the content or appearance of this document is unlawful and offenders may be prosecuted to the fullest extent of the law. Unless otherwise stated the results shown in this test report refer only to the sample(s) tested and such sample(s) are retained for 90 days only."

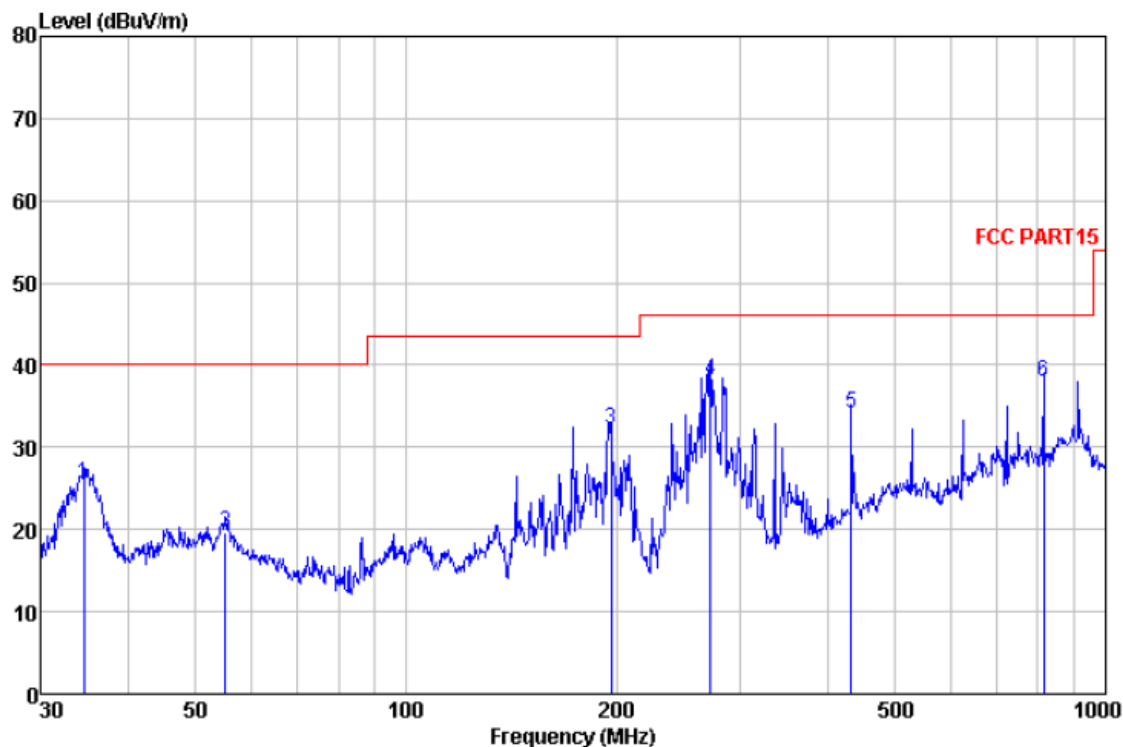


## Measurement Data

worst case

Below 1GHz

Horizontal:



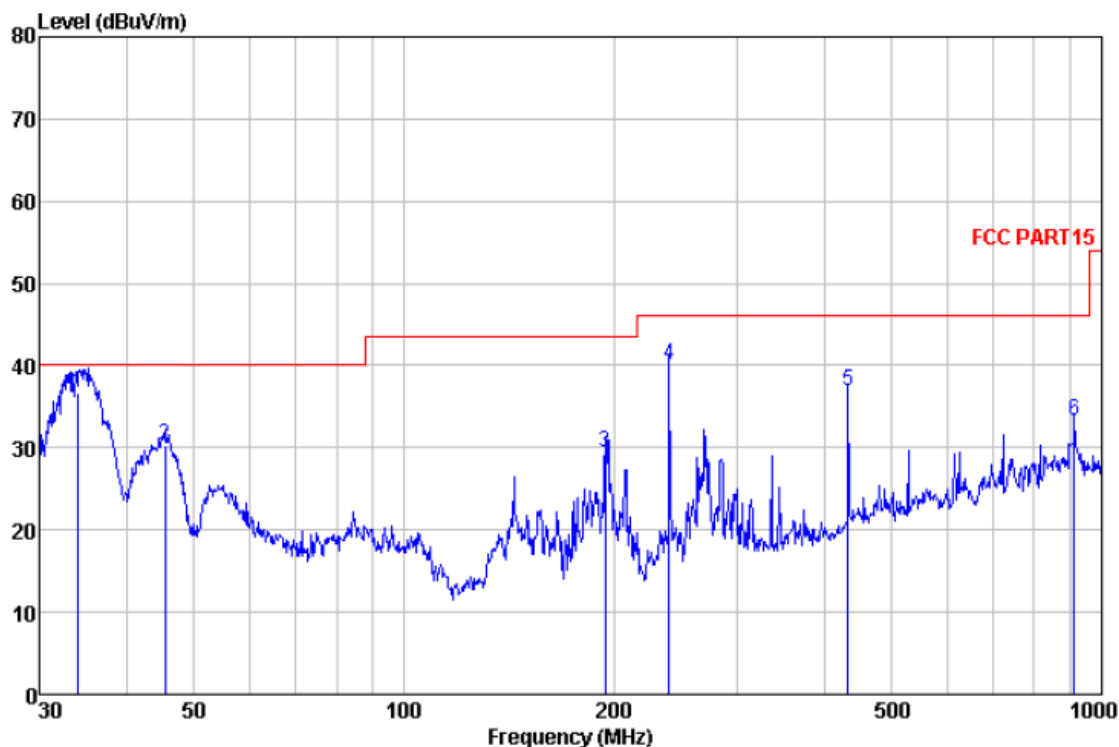
Site : 3m chamber  
Condition : FCC PART15 3m VULB9163-2012 HORIZONTAL  
Job No. : 210RF  
Test Mode : PC mode  
Test Engineer: Oscar

	ReadAntenna	Cable Preamp		Limit	Over			
Freq	Level	Factor	Loss	Factor	Level	Line	Limit	Remark
MHz	dBuV	dB/m	dB	dB	dBuV/m	dBuV/m	dB	
34.6385	46.02	11.64	0.14	32.20	25.60	40.00	-14.40	QP
55.2207	38.40	12.98	0.18	31.99	19.57	40.00	-20.43	QP
196.5098	53.62	10.33	0.41	32.24	32.12	43.50	-11.38	QP
272.2776	57.92	11.93	0.56	32.29	38.12	46.00	-7.88	QP
432.5457	49.39	16.07	0.85	32.09	34.22	46.00	-11.78	QP
815.9678	44.51	23.46	1.57	31.49	38.05	46.00	-7.95	QP

"This document is issued by the Company subject to its General Conditions of Service printed overleaf, available on request or accessible at <http://www.ebotech.cn> and, for electronic format documents, subject to Terms and Conditions for Electronic Documents at <http://www.ebotech.cn>. Attention is drawn to the limitation of liability, indemnification and jurisdiction issues defined therein. Any holder of this document is advised that information contained hereon reflects the Company's findings at the time of its intervention only and within the limits of Client's instructions, if any. The Company's sole responsibility is to its Client and this document does not exonerate parties to a transaction from exercising all their rights and obligations under the transaction documents. This document cannot be reproduced except in full, without prior written approval of the Company. Any unauthorized alteration, forgery or falsification of the content or appearance of this document is unlawful and offenders may be prosecuted to the fullest extent of the law. Unless otherwise stated the results shown in this test report refer only to the sample(s) tested and such sample(s) are retained for 90 days only."



Vertical:



Site : 3m chamber  
Condition : FCC PART15 3m VULB9163-2012 VERTICAL  
Job No. : 210RF  
Test Mode : PC mode  
Test Engineer: Osscarr

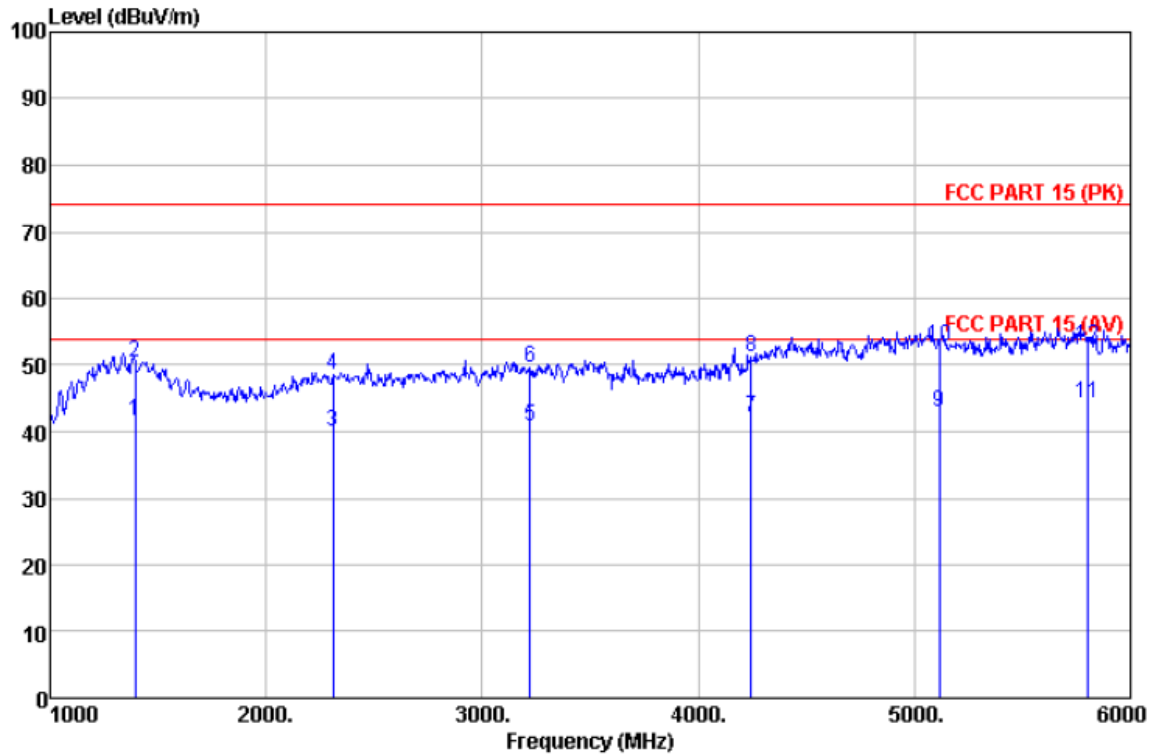
	Freq	ReadAntenna	Cable Preamp		Limit	Over	
		Level	Loss Factor	Level	Line	Limit	Remark
	MHz	dBuV	dB/m	dB	dBuV/m	dBuV/m	dB
1	34.1450	53.89	14.98	0.14	32.23	40.00	-3.22 QP
2	45.3755	47.90	14.28	0.14	32.08	40.00	-9.76 QP
3	194.4534	50.92	10.31	0.41	32.24	43.50	-14.10 QP
4	239.9874	61.42	10.45	0.51	32.28	46.00	-5.90 QP
5	432.5457	52.55	15.53	0.85	32.09	46.00	-9.16 QP
6	912.8621	38.51	24.42	1.74	31.47	46.00	-12.80 QP

"This document is issued by the Company subject to its General Conditions of Service printed overleaf, available on request or accessible at <http://www.ebotech.cn> and, for electronic format documents, subject to Terms and Conditions for Electronic Documents at <http://www.ebotech.cn>. Attention is drawn to the limitation of liability, indemnification and jurisdiction issues defined therein. Any holder of this document is advised that information contained hereon reflects the Company's findings at the time of its intervention only and within the limits of Client's instructions, if any. The Company's sole responsibility is to its Client and this document does not exonerate parties to a transaction from exercising all their rights and obligations under the transaction documents. This document cannot be reproduced except in full, without prior written approval of the Company. Any unauthorized alteration, forgery or falsification of the content or appearance of this document is unlawful and offenders may be prosecuted to the fullest extent of the law. Unless otherwise stated the results shown in this test report refer only to the sample(s) tested and such sample(s) are retained for 90 days only."



Above 1GHz

Horizontal:



Site : 3m chamber  
Condition : FCC PART 15 (PK) 3m BBHA9120D ANT(>1GHZ) HORIZONTAL  
Job No. : 210RF  
Test Mode : PC mode  
Test Engineer: Collin

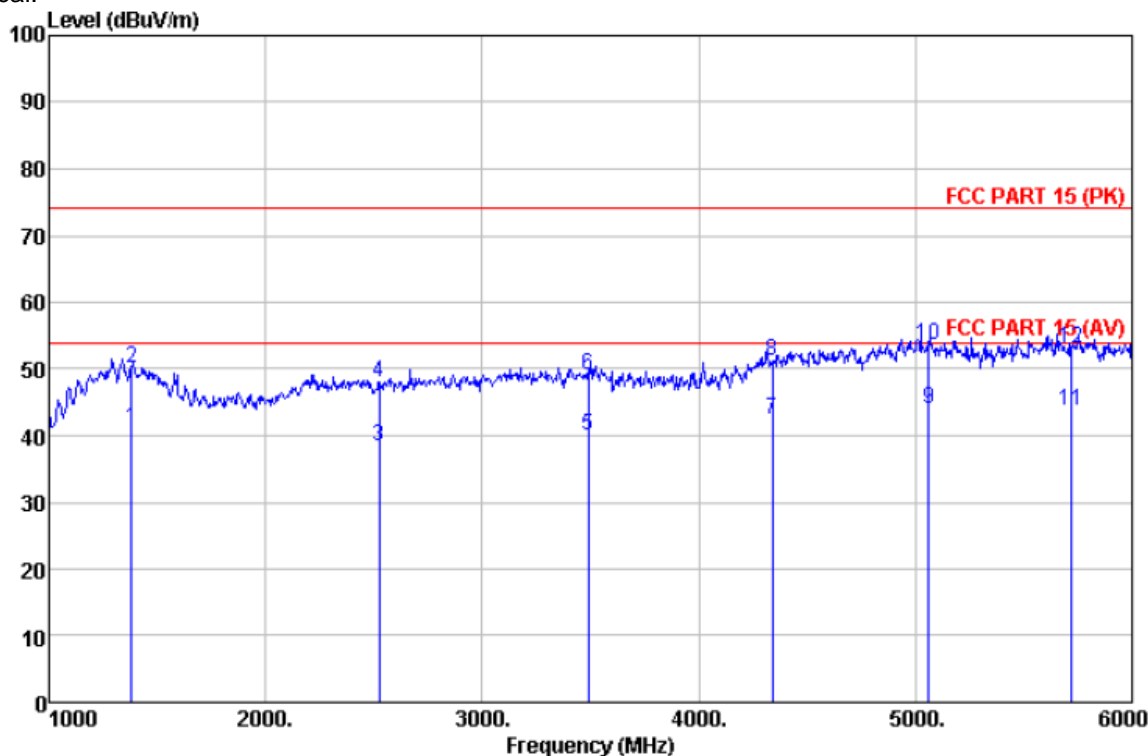
	Freq	ReadAntenna	Cable Preamp		Limit	Over	
		Level Factor	Loss Factor	Level	Line	Limit	Remark
	MHz	dBuV	dB/m	dB	dB	dBuV/m	dB
1	1395.0000	35.29	25.59	2.15	21.35	41.68	54.00 -12.32 Average
2	1395.0000	44.12	25.59	2.15	21.35	50.51	74.00 -23.49 Peak
3	2310.0000	39.64	27.91	2.77	30.37	39.95	54.00 -14.05 Average
4	2310.0000	48.11	27.91	2.77	30.37	48.42	74.00 -25.58 Peak
5	3220.0000	37.89	28.66	3.38	29.03	40.90	54.00 -13.10 Average
6	3220.0000	46.72	28.66	3.38	29.03	49.73	74.00 -24.27 Peak
7	4245.0000	33.29	30.38	4.06	25.57	42.16	54.00 -11.84 Average
8	4245.0000	42.43	30.38	4.06	25.57	51.30	74.00 -22.70 Peak
9	5115.0000	30.17	32.04	4.64	23.89	42.96	54.00 -11.04 Average
10	5115.0000	40.00	32.04	4.64	23.89	52.79	74.00 -21.21 Peak
11	5805.0000	30.42	32.66	5.11	23.86	44.33	54.00 -9.67 Average
12	5805.0000	38.84	32.66	5.11	23.86	52.75	74.00 -21.25 Peak

"This document is issued by the Company subject to its General Conditions of Service printed overleaf, available on request or accessible at <http://www.ebotech.cn> and, for electronic format documents, subject to Terms and Conditions for Electronic Documents at <http://www.ebotech.cn>. Attention is drawn to the limitation of liability, indemnification and jurisdiction issues defined therein. Any holder of this document is advised that information contained hereon reflects the Company's findings at the time of its intervention only and within the limits of Client's instructions, if any. The Company's sole responsibility is to its Client and this document does not exonerate parties to a transaction from exercising all their rights and obligations under the transaction documents. This document cannot be reproduced except in full, without prior written approval of the Company. Any unauthorized alteration, forgery or falsification of the content or appearance of this document is unlawful and offenders may be prosecuted to the fullest extent of the law. Unless otherwise stated the results shown in this test report refer only to the sample(s) tested and such sample(s) are retained for 90 days only."





Vertical:



Site : 3m chamber  
Condition : FCC PART 15 (PK) 3m BBHA9120D ANT(>1GHZ) VERTICAL  
Job No. : 210RF  
Test Mode : PC mode  
Test Engineer: Collin

	Freq	ReadAntenna	Cable Preamp		Limit	Over	
	Level	Factor	Loss Factor	Level	Line	Limit	Remark
	MHz	dBuV	dB/m	dB	dB	dBuV/m	dB
1	1380.0000	34.56	25.64	2.15	21.35	41.00	54.00 -13.00 Average
2	1380.0000	43.69	25.64	2.15	21.35	50.13	74.00 -23.87 Peak
3	2525.0000	38.33	27.58	2.92	30.39	38.44	54.00 -15.56 Average
4	2525.0000	47.93	27.58	2.92	30.39	48.04	74.00 -25.96 Peak
5	3490.0000	35.47	28.93	3.56	28.09	39.87	54.00 -14.13 Average
6	3490.0000	44.59	28.93	3.56	28.09	48.99	74.00 -25.01 Peak
7	4340.0000	32.56	30.88	4.12	25.11	42.45	54.00 -11.55 Average
8	4340.0000	41.19	30.88	4.12	25.11	51.08	74.00 -22.92 Peak
9	5060.0000	31.22	32.01	4.60	23.93	43.90	54.00 -10.10 Average
10	5060.0000	40.97	32.01	4.60	23.93	53.65	74.00 -20.35 Peak
11	5720.0000	30.13	32.53	5.04	23.84	43.86	54.00 -10.14 Average
12	5720.0000	39.21	32.53	5.04	23.84	52.94	74.00 -21.06 Peak

"This document is issued by the Company subject to its General Conditions of Service printed overleaf, available on request or accessible at <http://www.ebotech.cn> and, for electronic format documents, subject to Terms and Conditions for Electronic Documents at <http://www.ebotech.cn>. Attention is drawn to the limitation of liability, indemnification and jurisdiction issues defined therein. Any holder of this document is advised that information contained hereon reflects the Company's findings at the time of its intervention only and within the limits of Client's instructions, if any. The Company's sole responsibility is to its Client and this document does not exonerate parties to a transaction from exercising all their rights and obligations under the transaction documents. This document cannot be reproduced except in full, without prior written approval of the Company. Any unauthorized alteration, forgery or falsification of the content or appearance of this document is unlawful and offenders may be prosecuted to the fullest extent of the law. Unless otherwise stated the results shown in this test report refer only to the sample(s) tested and such sample(s) are retained for 90 days only."