



Shenzhen EBO Technology Co., Ltd.

1-4F, Huafeng Science Park, Xin'an Sixth Road, 82th District, Bao'an,
Shenzhen, China.
Telephone: +86-755-29451282,
Fax: +86-755-22639141

Report No.: FCC13-RTE073102
Page 1 of 19

TEST REPORT

Applicant: Archos SA
Address of Applicant: 12 Rue Ampere 91430 Igny, France

Equipment Under Test (EUT)

Product Name: 9.7inch Tablet
Model No.: AC97G4
Trade mark: QILIVE
FCC ID: SOVAC97G4
Applicable standards: FCC CFR Title 47 Part 15 Subpart B:2012
Date of sample receipt: Jul. 26, 2013
Date of Test: Jul. 26-30, 2013
Date of report issued: Jul. 31, 2013
Test Result : PASS *

* In the configuration tested, the EUT complied with the standards specified above.

Authorized Signature:

Kavin Yu
Laboratory Manager

This report details the results of the testing carried out on one sample. The results contained in this test report do not relate to other samples of the same product and does not permit the use of the EBO product certification mark. The manufacturer should ensure that all products in series production are in conformity with the product sample detailed in this report.

This report may only be reproduced and distributed in full. If the product in this report is used in any configuration other than that detailed in the report, the manufacturer must ensure the new system complies with all relevant standards. Any mention of EBO International Electrical Approvals or testing done by EBO International Electrical Approvals in connection with, distribution or use of the product described in this report must be approved by EBO International Electrical Approvals in writing.

This document cannot be reproduced except in full, without prior written approval of the Company. Any unauthorized alteration, forgery or falsification of the content or appearance of this document is unlawful and offenders may be prosecuted to the fullest extent of the law. Unless otherwise stated the results shown in this test report refer only to the sample(s) tested and such sample(s) are retained for 90 days only."



2 Version

Version No.	Date	Description
00	Jul. 31, 2013	Original

Prepared by:

Hank. Yan

Date:

Jul. 31, 2013

Project Engineer

Reviewed by:

Hans. Hu

Date:

Jul. 31, 2013

Reviewer



3 Contents

	Page
1 COVER PAGE	1
2 VERSION	2
3 CONTENTS	3
4 TEST SUMMARY	4
5 GENERAL INFORMATION	5
5.1 CLIENT INFORMATION.....	5
5.2 GENERAL DESCRIPTION OF EUT	5
5.3 TEST MODE AND VOLTAGE	5
5.4 TEST FACILITY	6
5.5 TEST LOCATION.....	6
5.6 DESCRIPTION OF SUPPORT UNITS	7
5.7 DEVIATION FROM STANDARDS	7
5.8 ABNORMALITIES FROM STANDARD CONDITIONS.....	7
5.9 OTHER INFORMATION REQUESTED BY THE CUSTOMER	7
6 TEST INSTRUMENTS LIST	8
7 TEST RESULTS AND MEASUREMENT DATA.....	9
7.1 CONDUCTED EMISSIONS	9
7.2 RADIATED EMISSION	12
8 TEST SETUP PHOTO	18
9 EUT CONSTRUCTIONAL DETAILS	19



4 Test Summary

Test Item	Section in CFR 47	Result
Conducted Emission	Part15.107	PASS
Radiated Emissions	Part15.109	PASS

PASS: The EUT complies with the essential requirements in the standard.



5 General Information

5.1 Client Information

Applicant:	Archos SA
Address of Applicant:	12 Rue Ampere 91430 Igny, France
Manufacturer:	Archos SA
Address of Manufacturer	12 Rue Ampere 91430 Igny, France

5.2 General Description of EUT

Product Name:	9.7inch Tablet
Model No.:	AC97G4
Power supply:	Model No.:HNC050250X Input: AC 100~240V~50/60Hz 0.45A MAX Output: 5.0V 2.5A DC 3.7V Li-ion Battery

5.3 Test mode and voltage

Test mode:	
PC mode	Keep the EUT in Data Transfer with PC mode.
Test voltage:	AC 120V/60Hz



5.4 Test Facility

The test facility is recognized, certified, or accredited by the following organizations:

- **CNAS —Registration No.: CNAS L5775**

CNAS has accredited Global United Technology Services Co., Ltd. to ISO/IEC 17025 General Requirements for the competence of testing and calibration laboratories (CNAS-CL01 Accreditation Criteria for the Competence of Testing and Calibration Laboratories) for the competence in the field of testing.

- **FCC —Registration No.: 600491**

Global United Technology Services Co., Ltd., Shenzhen EMC Laboratory has been registered and fully described in a report filed with the (FCC) Federal Communications Commission. The acceptance letter from the FCC is maintained in files. Registration 600491, June 28, 2013.

- **Industry Canada (IC) —Registration No.: 9079A-2**

The 3m Semi-anechoic chamber of Global United Technology Services Co., Ltd. has been registered by Certification and Engineering Bureau of Industry Canada for radio equipment testing with Registration No.: 9079A-2, June 26, 2013.

5.5 Test Location

All tests were performed at:

Global United Technology Services Co., Ltd.

Address: 2nd Floor, Block No.2, Laodong Industrial Zone, Xixiang Road Baoan District, Shenzhen, China

Tel: 0755-27798480

Fax: 0755-27798960



5.6 Description of Support Units

Manufacturer	Description	Model	Serial Number	FCC ID/DoC
HP	Printer	CB495A	05257893	DoC
Lenovo	PC Host	M6900	EA05257893	DoC
DELL	MONITOR	E178FPC	N/A	DoC
DELL	KEYBOARD	SK-8115	N/A	DoC
DELL	MOUSE	MOC5UO	N/A	DoC

5.7 Deviation from Standards

Biconical, log.per. antenna and horn antenna were used instead of dipole antenna.
Semi-anechoic Chamber was used as alternation of open air test sites, and all test suites were performed with radiated method in it.

5.8 Abnormalities from Standard Conditions

None.

5.9 Other Information Requested by the Customer

None.



6 Test Instruments list

Radiated Emission:						
Item	Test Equipment	Manufacturer	Model No.	Inventory No.	Cal.Date (mm-dd-yy)	Cal.Due date (mm-dd-yy)
1	3m Semi- Anechoic Chamber	ZhongYu Electron	9.2(L)*6.2(W)* 6.4(H)	GTS250	Mar. 29 2013	Mar. 28 2015
2	Control Room	ZhongYu Electron	6.2(L)*2.5(W)* 2.4(H)	GTS251	N/A	N/A
3	EMI Test Receiver	Rohde & Schwarz	ESU26	GTS203	Jul. 02 2013	Jul. 01 2014
4	BiConiLog Antenna	SCHWARZBECK MESS-ELEKTRONIK	VULB9163	GTS214	Feb. 24 2013	Feb. 23 2014
5	Double -ridged waveguide horn	SCHWARZBECK MESS-ELEKTRONIK	9120D-829	GTS208	Mar. 09 2013	Mar. 08 2014
6	Amplifier(100kHz-3GHz)	HP	8347A	GTS204	Jul. 02 2013	Jul. 01 2014
7	Amplifier(2GHz-20GHz)	HP	8349B	GTS206	Jul. 02 2013	Jul. 01 2014
8	EMI Test Software	AUDIX	E3	N/A	N/A	N/A
9	Coaxial cable	GTS	N/A	GTS210	Jul. 02 2013	Jul. 01 2014
10	Coaxial Cable	GTS	N/A	GTS211	Jul. 02 2013	Jul. 01 2014
11	Thermo meter	KTJ	TA328	GTS256	Jul. 02 2013	Jul. 01 2014

Conducted Emission						
Item	Test Equipment	Manufacturer	Model No.	Inventory No.	Cal.Date (mm-dd-yy)	Cal.Due date (mm-dd-yy)
1	Shielding Room	ZhongYu Electron	7.0(L)x3.0(W)x3.0(H)	GTS252	Sep. 08 2011	Sep. 07 2013
2	EMI Test Receiver	Rohde & Schwarz	ESCS30	GTS223	Jul. 02 2013	Jul. 01 2014
3	10dB Pulse Limita	Rohde & Schwarz	N/A	GTS224	Jul. 02 2013	Jul. 01 2014
4	Coaxial Switch	ANRITSU CORP	MP59B	GTS225	Jul. 02 2013	Jul. 01 2014
5	LISN	SCHWARZBECK MESS-ELEKTRONIK	NSLK 8127	GTS226	Jul. 02 2013	Jul. 01 2014
6	Coaxial Cable	GTS	N/A	GTS227	Jul. 02 2013	Jul. 01 2014
7	EMI Test Software	AUDIX	E3	N/A	N/A	N/A
8	Thermo meter	KTJ	TA328	GTS233	Jul. 02 2013	Jul. 01 2014

General used equipment:						
Item	Test Equipment	Manufacturer	Model No.	Inventory No.	Cal.Date (dd-mm-yy)	Cal.Due date (dd-mm-yy)
1	Barometer	ChangChun	DYM3	GTS257	July 09 2013	July 08 2014

"This document is issued by the Company subject to its General Conditions of Service printed overleaf, available on request or accessible at <http://www.ebotech.cn> and, for electronic format documents, subject to Terms and Conditions for Electronic Documents at <http://www.ebotech.cn>. Attention is drawn to the limitation of liability, indemnification and jurisdiction issues defined therein. Any holder of this document is advised that information contained hereon reflects the Company's findings at the time of its intervention only and within the limits of Client's instructions, if any. The Company's sole responsibility is to its Client and this document does not exonerate parties to a transaction from exercising all their rights and obligations under the transaction documents. This document cannot be reproduced except in full, without prior written approval of the Company. Any unauthorized alteration, forgery or falsification of the content or appearance of this document is unlawful and offenders may be prosecuted to the fullest extent of the law. Unless otherwise stated the results shown in this test report refer only to the sample(s) tested and such sample(s) are retained for 90 days only."



7 Test Results and Measurement Data

7.1 Conducted Emissions

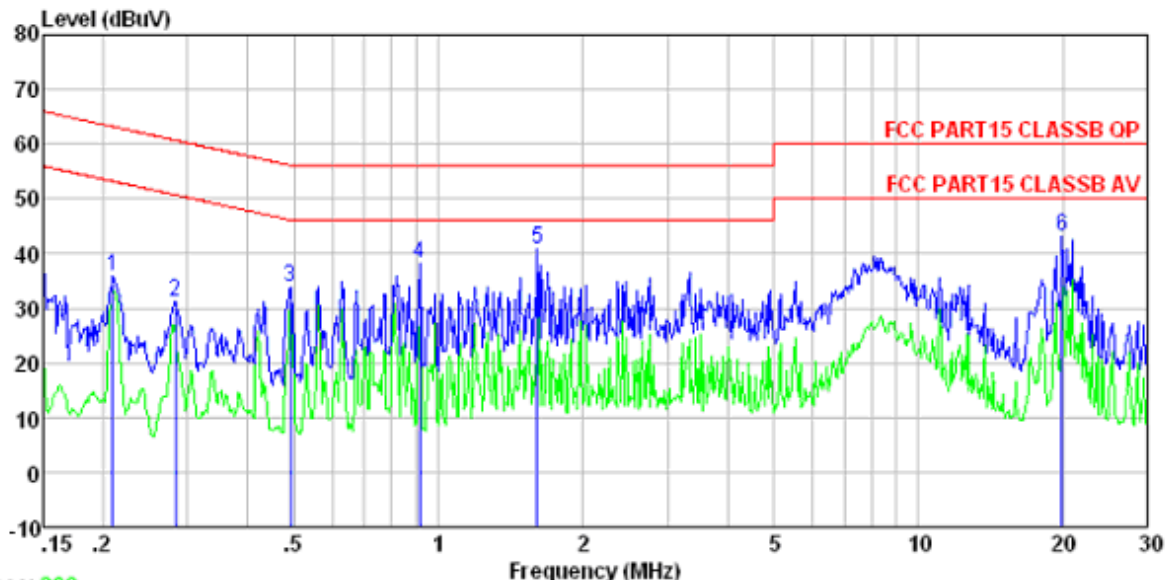
Test Requirement:	FCC Part15 B Section 15.107																		
Test Method:	ANSI C63.4:2003																		
Test Frequency Range:	150kHz to 30MHz																		
Class / Severity:	Class B																		
Receiver setup:	RBW=9kHz, VBW=30kHz																		
Limit:	<table><tr><th rowspan="2">Frequency range (MHz)</th><th colspan="2">Limit (dBμV)</th></tr><tr><th>Quasi-peak</th><th>Average</th></tr><tr><td>0.15-0.5</td><td>66 to 56*</td><td>56 to 46*</td></tr><tr><td>0.5-5</td><td>56</td><td>46</td></tr><tr><td>0.5-30</td><td>60</td><td>50</td></tr></table>					Frequency range (MHz)	Limit (dBμV)		Quasi-peak	Average	0.15-0.5	66 to 56*	56 to 46*	0.5-5	56	46	0.5-30	60	50
Frequency range (MHz)	Limit (dBμV)																		
	Quasi-peak	Average																	
0.15-0.5	66 to 56*	56 to 46*																	
0.5-5	56	46																	
0.5-30	60	50																	
Test procedure	<p>The E.U.T and simulators are connected to the main power through a line impedance stabilization network(L.I.S.N.). The provide a 50ohm/50uH coupling impedance for the measuring equipment. The peripheral devices are also connected to the main power through a LISN that provides a 50ohm/50uH coupling impedance with 50ohm termination. (Please refers to the block diagram of the test setup and photographs). Both sides of A.C. line are checked for maximum conducted interference. In order to find the maximum emission, the relative positions of equipment and all of the interface cables must be changed according to ANSI C63.4: 2003 on conducted measurement.</p>																		
Test setup:	<div><div><div>Reference Plane</div><div><div>LISN</div><div>AUX Equipment</div><div>E.U.T</div><div>Test table/Insulation plane</div></div><div><div>40cm</div><div>80cm</div></div><div><div>LISN</div><div>Filter</div><div>AC power</div><div>EMI Receiver</div></div></div><div><div>Remark:</div><div>E.U.T: Equipment Under Test</div><div>LISN: Line Impedance Stabilization Network</div><div>Test table height=0.8m</div></div></div>																		
Test environment:	Temp.:	25 °C	Humid.:	52%	Press.:	1 012mbar													
Measurement Record:	Uncertainty: ± 3.45dB																		
Test Instruments:	Refer to section 6 for details																		
Test mode:	Refer to section 5.3 for details																		
Test results:	Pass																		

Measurement Data

"This document is issued by the Company subject to its General Conditions of Service printed overleaf, available on request or accessible at <http://www.ebotech.cn> and, for electronic format documents, subject to Terms and Conditions for Electronic Documents at <http://www.ebotech.cn>. Attention is drawn to the limitation of liability, indemnification and jurisdiction issues defined therein. Any holder of this document is advised that information contained hereon reflects the Company's findings at the time of its intervention only and within the limits of Client's instructions, if any. The Company's sole responsibility is to its Client and this document does not exonerate parties to a transaction from exercising all their rights and obligations under the transaction documents. This document cannot be reproduced except in full, without prior written approval of the Company. Any unauthorized alteration, forgery or falsification of the content or appearance of this document is unlawful and offenders may be prosecuted to the fullest extent of the law. Unless otherwise stated the results shown in this test report refer only to the sample(s) tested and such sample(s) are retained for 90 days only."



Line:



Trace: 208

Condition : FCC PART15 CLASSB QP LISN-2012 LINE

Job No. : 1094RF

Test mode : PC mode

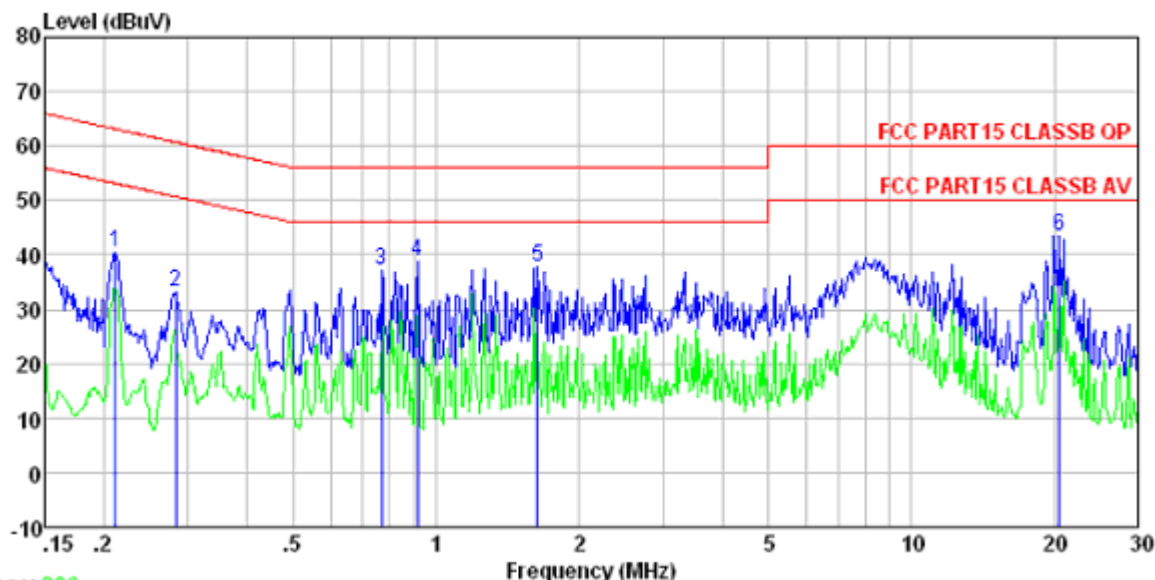
Test Engineer: Yang

	Freq	Read Level	LISN Factor	Cable Loss	Level	Limit Line	Over Limit	Remark
	MHz	dBuV	dB	dB	dBuV	dBuV	dB	
1	0.209	35.92	-0.23	0.10	35.79	63.23	-27.44	QP
2	0.283	31.33	-0.22	0.10	31.21	60.72	-29.51	QP
3	0.491	34.05	-0.21	0.10	33.94	56.14	-22.20	QP
4	0.914	38.19	-0.21	0.10	38.08	56.00	-17.92	QP
5	1.610	40.83	-0.23	0.10	40.70	56.00	-15.30	QP
6	19.950	43.72	-0.63	0.21	43.30	60.00	-16.70	QP

"This document is issued by the Company subject to its General Conditions of Service printed overleaf, available on request or accessible at <http://www.ebotech.cn> and, for electronic format documents, subject to Terms and Conditions for Electronic Documents at <http://www.ebotech.cn>. Attention is drawn to the limitation of liability, indemnification and jurisdiction issues defined therein. Any holder of this document is advised that information contained hereon reflects the Company's findings at the time of its intervention only and within the limits of Client's instructions, if any. The Company's sole responsibility is to its Client and this document does not exonerate parties to a transaction from exercising all their rights and obligations under the transaction documents. This document cannot be reproduced except in full, without prior written approval of the Company. Any unauthorized alteration, forgery or falsification of the content or appearance of this document is unlawful and offenders may be prosecuted to the fullest extent of the law. Unless otherwise stated the results shown in this test report refer only to the sample(s) tested and such sample(s) are retained for 90 days only."



Neutral:



Trace: 206

Condition : FCC PART15 CLASSB QP LISN-2012 NEUTRAL

Job No. : 1094RF

Test mode : PC mode

Test Engineer: Yang

	Freq	Read Level	LISN Factor	Cable Loss	Level	Limit Line	Over Limit	Remark
	MHz	dBuV	dB	dB	dBuV	dBuV	dB	
1	0.212	40.43	-0.09	0.10	40.44	63.14	-22.70	QP
2	0.283	33.06	-0.09	0.10	33.07	60.72	-27.65	QP
3	0.767	37.27	-0.08	0.10	37.29	56.00	-18.71	QP
4	0.914	38.75	-0.09	0.10	38.76	56.00	-17.24	QP
5	1.636	37.90	-0.10	0.10	37.90	56.00	-18.10	QP
6	20.486	43.95	-0.54	0.21	43.62	60.00	-16.38	QP

Notes:

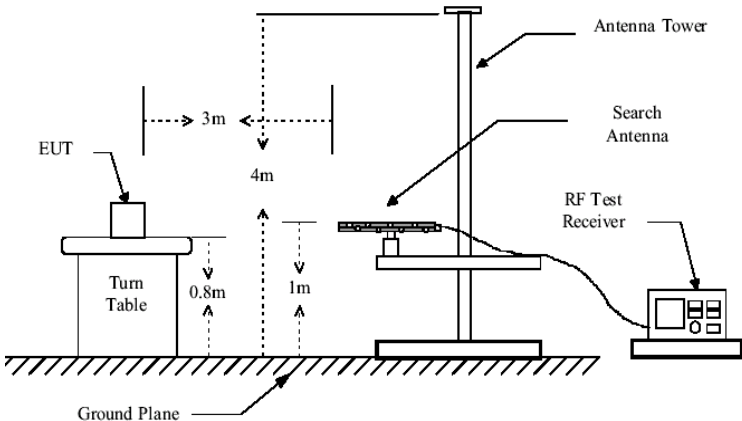
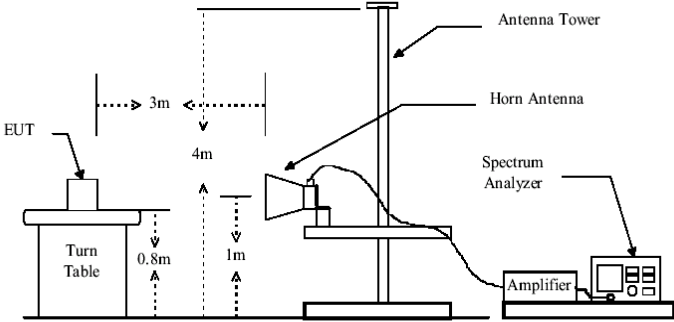
1. An initial pre-scan was performed on the line and neutral lines with peak detector.
2. Quasi-Peak and Average measurement were performed at the frequencies with maximized peak emission.
3. Final Level = Receiver Read level + LISN Factor + Cable Loss
4. If the average limit is met when using a quasi-peak detector receiver, the EUT shall be deemed to meet both limits and measurement with the average detector receiver is unnecessary.



7.2 Radiated Emission

Test Requirement:	FCC Part15 B Section 15.109																																					
Test Method:	ANSI C63.4:2003																																					
Test Frequency Range:	30MHz to 6GHz																																					
Test site:	Measurement Distance: 3m (Semi-Anechoic Chamber)																																					
Receiver setup:	<table><tr><td>Frequency</td><td>Detector</td><td>RBW</td><td>VBW</td><td>Remark</td></tr><tr><td>30MHz-1GHz</td><td>Quasi-peak</td><td>100KHz</td><td>300KHz</td><td>Quasi-peak Value</td></tr><tr><td rowspan="2">Above 1GHz</td><td>Peak</td><td>1MHz</td><td>3MHz</td><td>Peak Value</td></tr><tr><td>Peak</td><td>1MHz</td><td>10Hz</td><td>Average Value</td></tr></table>					Frequency	Detector	RBW	VBW	Remark	30MHz-1GHz	Quasi-peak	100KHz	300KHz	Quasi-peak Value	Above 1GHz	Peak	1MHz	3MHz	Peak Value	Peak	1MHz	10Hz	Average Value														
	Frequency	Detector	RBW	VBW	Remark																																	
	30MHz-1GHz	Quasi-peak	100KHz	300KHz	Quasi-peak Value																																	
	Above 1GHz	Peak	1MHz	3MHz	Peak Value																																	
Peak		1MHz	10Hz	Average Value																																		
Limit:	<table><tr><td colspan="2">Frequency</td><td colspan="2">Limit (dBuV/m @3m)</td><td>Remark</td></tr><tr><td colspan="2">30MHz-88MHz</td><td colspan="2">40.0</td><td>Quasi-peak Value</td></tr><tr><td colspan="2">88MHz-216MHz</td><td colspan="2">43.5</td><td>Quasi-peak Value</td></tr><tr><td colspan="2">216MHz-960MHz</td><td colspan="2">46.0</td><td>Quasi-peak Value</td></tr><tr><td colspan="2">960MHz-1GHz</td><td colspan="2">54.0</td><td>Quasi-peak Value</td></tr><tr><td colspan="2" rowspan="2">Above 1GHz</td><td colspan="2">54.0</td><td>Average Value</td></tr><tr><td colspan="2">74.0</td><td>Peak Value</td></tr></table>					Frequency		Limit (dBuV/m @3m)		Remark	30MHz-88MHz		40.0		Quasi-peak Value	88MHz-216MHz		43.5		Quasi-peak Value	216MHz-960MHz		46.0		Quasi-peak Value	960MHz-1GHz		54.0		Quasi-peak Value	Above 1GHz		54.0		Average Value	74.0		Peak Value
	Frequency		Limit (dBuV/m @3m)		Remark																																	
	30MHz-88MHz		40.0		Quasi-peak Value																																	
	88MHz-216MHz		43.5		Quasi-peak Value																																	
	216MHz-960MHz		46.0		Quasi-peak Value																																	
	960MHz-1GHz		54.0		Quasi-peak Value																																	
Above 1GHz		54.0		Average Value																																		
		74.0		Peak Value																																		
Test Procedure:	<div>1. The EUT was placed on the top of a rotating table 0.8 meters above the ground at a 3 meter camber. The table was rotated 360 degrees to determine the position of the highest radiation.</div> <div>2. The EUT was set 3 meters away from the interference-receiving antenna, which was mounted on the top of a variable-height antenna tower.</div> <div>3. The antenna height is varied from one meter to four meters above the ground to determine the maximum value of the field strength. Both horizontal and vertical polarizations of the antenna are set to make the measurement.</div> <div>4. For each suspected emission, the EUT was arranged to its worst case and then the antenna was tuned to heights from 1 meter to 4 meters and the rota table was turned from 0 degrees to 360 degrees to find the maximum reading.</div> <div>5. The test-receiver system was set to Peak Detect Function and Specified Bandwidth with Maximum Hold Mode.</div> <div>6. If the emission level of the EUT in peak mode was 10dB lower than the limit specified, then testing could be stopped and the peak values of the EUT would be reported. Otherwise the emissions that did not have 10dB margin would be re-tested one by one using peak, quasi-peak or</div>																																					

"This document is issued by the Company subject to its General Conditions of Service printed overleaf, available on request or accessible at <http://www.eботek.cn> and, for electronic format documents, subject to Terms and Conditions for Electronic Documents at <http://www.eботek.cn>. Attention is drawn to the limitation of liability, indemnification and jurisdiction issues defined therein. Any holder of this document is advised that information contained hereon reflects the Company's findings at the time of its intervention only and within the limits of Client's instructions, if any. The Company's sole responsibility is to its Client and this document does not exonerate parties to a transaction from exercising all their rights and obligations under the transaction documents. This document cannot be reproduced except in full, without prior written approval of the Company. Any unauthorized alteration, forgery or falsification of the content or appearance of this document is unlawful and offenders may be prosecuted to the fullest extent of the law. Unless otherwise stated the results shown in this test report refer only to the sample(s) tested and such sample(s) are retained for 90 days only."

	average method as specified and then reported in a data sheet.		
Test setup:	<p>Below 1GHz</p>  <p>Above 1GHz</p> 		
Test environment:	Temp.: 25 °C	Humid.: 52%	Press.: 1 012mbar
Measurement Record:	Uncertainty: ± 4.5dB		
Test Instruments:	Refer to section 6 for details		
Test mode:	Refer to section 5.3 for details		
Test results:	Pass		

Note:

The field strength is calculated by adding the Antenna Factor, Cable Factor & Preamplifier. The basic equation with a sample calculation is as follows:

$$\text{Final Test Level} = \text{Receiver Reading} + \text{Antenna Factor} + \text{Cable Factor} - \text{Preamplifier Factor}$$

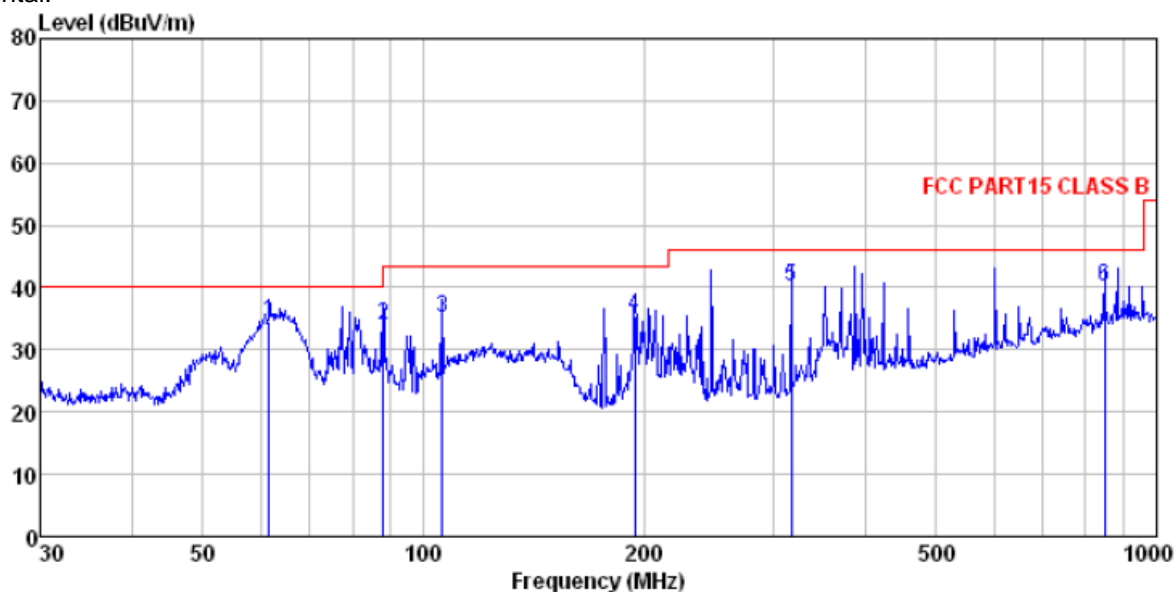
"This document is issued by the Company subject to its General Conditions of Service printed overleaf, available on request or accessible at <http://www.ebotech.cn> and, for electronic format documents, subject to Terms and Conditions for Electronic Documents at <http://www.ebotech.cn>. Attention is drawn to the limitation of liability, indemnification and jurisdiction issues defined therein. Any holder of this document is advised that information contained hereon reflects the Company's findings at the time of its intervention only and within the limits of Client's instructions, if any. The Company's sole responsibility is to its Client and this document does not exonerate parties to a transaction from exercising all their rights and obligations under the transaction documents. This document cannot be reproduced except in full, without prior written approval of the Company. Any unauthorized alteration, forgery or falsification of the content or appearance of this document is unlawful and offenders may be prosecuted to the fullest extent of the law. Unless otherwise stated the results shown in this test report refer only to the sample(s) tested and such sample(s) are retained for 90 days only."



Measurement Data

Below 1GHz

Horizontal:



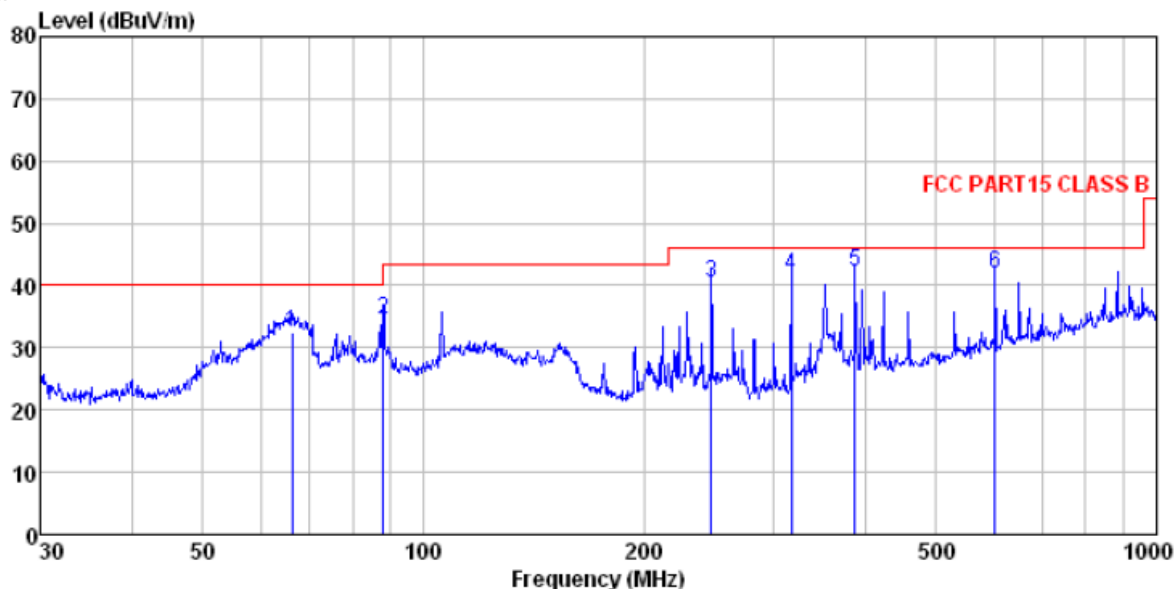
Site : 3m chamber
Condition : FCC PART15 CLASS B 3m VULB9163-2013M HORIZONTAL
Job No. : 1094RF
Test mode : PC mode
Test Engineer: Sam

	Freq	ReadAntenna	Cable Preamp		Limit	Over	
	Level Factor	Loss Factor	Level	Line	Limit	Remark	
	MHz	dBuV	dB/m	dB	dBuV/m	dBuV/m	dB
1	61.562	51.51	14.03	0.87	31.93	34.48	40.00
2	88.033	51.25	13.32	1.09	31.73	33.93	43.50
3	106.013	51.20	14.59	1.25	31.79	35.25	43.50
4	194.453	53.21	12.56	1.81	32.12	35.46	43.50
5	317.701	54.64	15.31	2.45	32.12	40.28	46.00
6	848.056	44.27	22.55	4.65	31.25	40.22	46.00

"This document is issued by the Company subject to its General Conditions of Service printed overleaf, available on request or accessible at <http://www.ebotech.cn> and, for electronic format documents, subject to Terms and Conditions for Electronic Documents at <http://www.ebotech.cn>. Attention is drawn to the limitation of liability, indemnification and jurisdiction issues defined therein. Any holder of this document is advised that information contained hereon reflects the Company's findings at the time of its intervention only and within the limits of Client's instructions, if any. The Company's sole responsibility is to its Client and this document does not exonerate parties to a transaction from exercising all their rights and obligations under the transaction documents. This document cannot be reproduced except in full, without prior written approval of the Company. Any unauthorized alteration, forgery or falsification of the content or appearance of this document is unlawful and offenders may be prosecuted to the fullest extent of the law. Unless otherwise stated the results shown in this test report refer only to the sample(s) tested and such sample(s) are retained for 90 days only."



Vertical:



Site : 3m chamber
Condition : FCC PART15 CLASS B 3m VULB9163-2013M VERTICAL
Job No. : 1094RF
Test mode : PC mode
Test Engineer: Sam

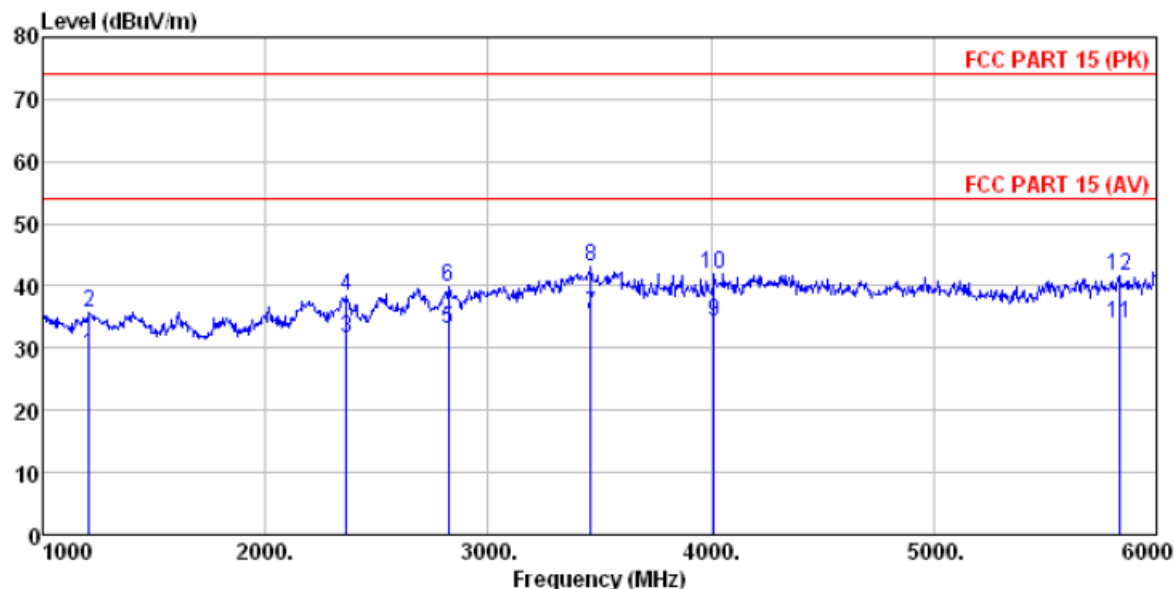
	Freq	ReadAntenna	Cable Preamp		Limit	Over	
	Level	Factor	Loss	Factor	Line	Limit	Remark
	MHz	dBuV	dB/m	dB	dB	dBuV/m	dB
1	66.266	51.44	12.16	0.91	31.90	32.61	40.00 -7.39 QP
2	88.033	51.89	13.32	1.09	31.73	34.57	43.50 -8.93 QP
3	246.815	56.44	14.08	2.11	32.16	40.47	46.00 -5.53 QP
4	317.701	55.90	15.31	2.45	32.12	41.54	46.00 -4.46 QP
5	387.992	54.44	16.78	2.79	31.92	42.09	46.00 -3.91 QP
6	601.427	48.76	20.46	3.73	31.04	41.91	46.00 -4.09 QP

"This document is issued by the Company subject to its General Conditions of Service printed overleaf, available on request or accessible at <http://www.ebotech.cn> and, for electronic format documents, subject to Terms and Conditions for Electronic Documents at <http://www.ebotech.cn>. Attention is drawn to the limitation of liability, indemnification and jurisdiction issues defined therein. Any holder of this document is advised that information contained hereon reflects the Company's findings at the time of its intervention only and within the limits of Client's instructions, if any. The Company's sole responsibility is to its Client and this document does not exonerate parties to a transaction from exercising all their rights and obligations under the transaction documents. This document cannot be reproduced except in full, without prior written approval of the Company. Any unauthorized alteration, forgery or falsification of the content or appearance of this document is unlawful and offenders may be prosecuted to the fullest extent of the law. Unless otherwise stated the results shown in this test report refer only to the sample(s) tested and such sample(s) are retained for 90 days only."



Above 1GHz

Horizontal:



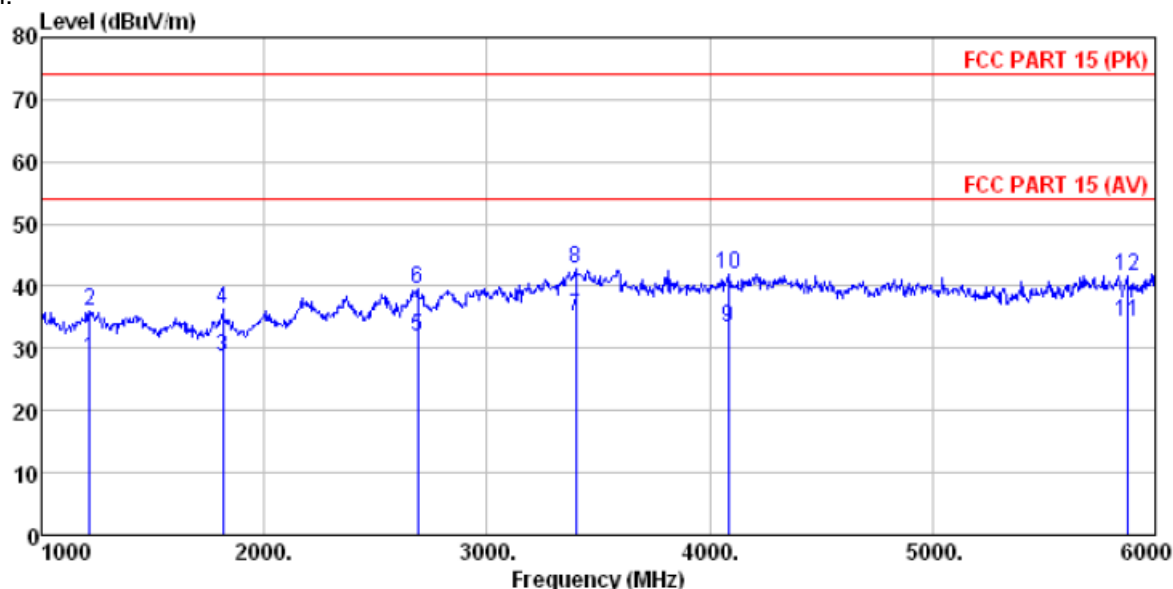
Site : 3m chamber
Condition : FCC PART 15 (PK) 3m BBHA9120D ANT(>1GHZ) HORIZONTAL
Job No. : 1094RF
Test Mode : PC mode
Test Engineer: Sam

	Freq	Read	Antenna	Cable	Preamp	Limit	Over	
		Level	Factor	Loss	Factor	Level	Line	Limit Remark
	MHz	dBuV	dB/m	dB	dB	dBuV/m	dBuV/m	dB
1	1210.000	32.31	25.39	4.47	33.10	29.07	54.00	-24.93 Average
2	1210.000	39.09	25.39	4.47	33.10	35.85	74.00	-38.15 Peak
3	2365.000	32.64	27.67	5.36	34.05	31.62	54.00	-22.38 Average
4	2365.000	39.52	27.67	5.36	34.05	38.50	74.00	-35.50 Peak
5	2820.000	32.35	28.41	5.78	33.53	33.01	54.00	-20.99 Average
6	2820.000	39.11	28.41	5.78	33.53	39.77	74.00	-34.23 Peak
7	3460.000	32.36	28.84	6.88	32.79	35.29	54.00	-18.71 Average
8	3460.000	40.12	28.84	6.88	32.79	43.05	74.00	-30.95 Peak
9	4015.000	28.74	29.71	7.88	32.17	34.16	54.00	-19.84 Average
10	4015.000	36.50	29.71	7.88	32.17	41.92	74.00	-32.08 Peak
11	5835.000	23.41	32.70	9.97	32.23	33.85	54.00	-20.15 Average
12	5835.000	31.07	32.70	9.97	32.23	41.51	74.00	-32.49 Peak

"This document is issued by the Company subject to its General Conditions of Service printed overleaf, available on request or accessible at <http://www.ebotech.cn> and, for electronic format documents, subject to Terms and Conditions for Electronic Documents at <http://www.ebotech.cn>. Attention is drawn to the limitation of liability, indemnification and jurisdiction issues defined therein. Any holder of this document is advised that information contained hereon reflects the Company's findings at the time of its intervention only and within the limits of Client's instructions, if any. The Company's sole responsibility is to its Client and this document does not exonerate parties to a transaction from exercising all their rights and obligations under the transaction documents. This document cannot be reproduced except in full, without prior written approval of the Company. Any unauthorized alteration, forgery or falsification of the content or appearance of this document is unlawful and offenders may be prosecuted to the fullest extent of the law. Unless otherwise stated the results shown in this test report refer only to the sample(s) tested and such sample(s) are retained for 90 days only."



Vertical:



Site : 3m chamber
Condition : FCC PART 15 (PK) 3m BBHA9120D ANT(>1GHZ) VERTICAL
Job No. : 1094RF
Test Mode : PC mode
Test Engineer: Sam

	Freq	ReadAntenna	Cable	Preamp	Level	Limit	Over	
	MHz	Level	Factor	Loss	Factor	Line	Limit	Remark
	MHz	dBuV	dB/m	dB	dB	dBuV/m	dB	
1	1215.000	31.44	25.42	4.48	33.13	28.21	54.00	-25.79 Average
2	1215.000	39.19	25.42	4.48	33.13	35.96	74.00	-38.04 Peak
3	1815.000	32.44	25.34	4.87	34.14	28.51	54.00	-25.49 Average
4	1815.000	40.16	25.34	4.87	34.14	36.23	74.00	-37.77 Peak
5	2690.000	31.65	28.12	5.66	33.68	31.75	54.00	-22.25 Average
6	2690.000	39.41	28.12	5.66	33.68	39.51	74.00	-34.49 Peak
7	3400.000	32.58	28.60	6.76	32.87	35.07	54.00	-18.93 Average
8	3400.000	40.21	28.60	6.76	32.87	42.70	74.00	-31.30 Peak
9	4085.000	27.52	29.86	7.95	32.09	33.24	54.00	-20.76 Average
10	4085.000	36.12	29.86	7.95	32.09	41.84	74.00	-32.16 Peak
11	5875.000	23.71	32.74	10.04	32.20	34.29	54.00	-19.71 Average
12	5875.000	31.06	32.74	10.04	32.20	41.64	74.00	-32.36 Peak

"This document is issued by the Company subject to its General Conditions of Service printed overleaf, available on request or accessible at <http://www.eботek.cn> and, for electronic format documents, subject to Terms and Conditions for Electronic Documents at <http://www.eботek.cn>. Attention is drawn to the limitation of liability, indemnification and jurisdiction issues defined therein. Any holder of this document is advised that information contained hereon reflects the Company's findings at the time of its intervention only and within the limits of Client's instructions, if any. The Company's sole responsibility is to its Client and this document does not exonerate parties to a transaction from exercising all their rights and obligations under the transaction documents. This document cannot be reproduced except in full, without prior written approval of the Company. Any unauthorized alteration, forgery or falsification of the content or appearance of this document is unlawful and offenders may be prosecuted to the fullest extent of the law. Unless otherwise stated the results shown in this test report refer only to the sample(s) tested and such sample(s) are retained for 90 days only."