



Shenzhen EBO Technology Co., Ltd.

1-4F, Huafeng Science Park, Xin'an Sixth Road, 82th District, Bao'an,
Shenzhen, China.
Telephone: +86-755-29451282,
Fax: +86-755-22639141

Report No.: FCC14-RTE052601
Page 1 of 73

FCC REPORT

Applicant: Archos SA

Address of Applicant: 12 Rue Ampere 91430 Igny, France

Equipment Under Test (EUT)

Product Name: ARCHOS 101 Droid Book

Model No.: AC101DB

FCC ID: SOVAC101DB

Applicable standards: FCC CFR Title 47 Part 15 Subpart C Section 15.247:2013

Date of sample receipt: April 14, 2014

Date of Test: April 14-May 26, 2014

Date of report issued: May 26, 2014

Test Result : PASS *

* In the configuration tested, the EUT complied with the standards specified above.

Authorized Signature:

Kevin Yu
Laboratory Manager

This report details the results of the testing carried out on one sample. The results contained in this test report do not relate to other samples of the same product and does not permit the use of the EBO product certification mark. The manufacturer should ensure that all products in series production are in conformity with the product sample detailed in this report.

This report may only be reproduced and distributed in full. If the product in this report is used in any configuration other than that detailed in the report, the manufacturer must ensure the new system complies with all relevant standards. Any mention of EBO International Electrical Approvals or testing done by EBO International Electrical Approvals in connection with, distribution or use of the product described in this report must be approved by EBO International Electrical Approvals in writing.

This document cannot be reproduced except in full, without prior written approval of the Company. Any unauthorized alteration, forgery or falsification of the content or appearance of this document is unlawful and offenders may be prosecuted to the fullest extent of the law. Unless otherwise stated the results shown in this test report refer only to the sample(s) tested and such sample(s) are retained for 90 days only."



2 Version

Version No.	Date	Description
00	May 26, 2014	Original

Prepared By:

Sam. Gao

Date:

May 26, 2014

Project Engineer

Check By:

Hans. Hu

Date:

May 26, 2014

Reviewer



3 Contents

	Page
1 COVER PAGE	1
2 VERSION	2
3 CONTENTS	3
4 TEST SUMMARY	4
5 GENERAL INFORMATION	5
5.1 Client Information	5
5.2 General Description of EUT	5
5.3 Test mode	7
5.4 Test Facility	7
5.5 Test Location	7
5.6 Other Information Requested by the Customer	8
5.7 Description of Support Units	8
6 TEST INSTRUMENTS LIST	9
7 TEST RESULTS AND MEASUREMENT DATA	11
7.1 Antenna requirement:	11
7.2 Conducted Emissions	12
7.3 Conducted Peak Output Power	15
7.4 Channel Bandwidth	20
7.5 Power Spectral Density	25
7.6 Band edges	30
7.6.1 Conducted Emission Method	30
7.6.2 Radiated Emission Method	33
7.7 Spurious Emission	38
7.7.1 Conducted Emission Method	38
7.7.2 Radiated Emission Method	45
8 TEST SETUP PHOTO	60
9 EUT CONSTRUCTIONAL DETAILS	62



4 Test Summary

Test Item	Section in CFR 47	Result
Antenna requirement	15.203/15.247 (c)	Pass
AC Power Line Conducted Emission	15.207	Pass
Conducted Peak Output Power	15.247 (b)(3)	Pass
Channel Bandwidth	15.247 (a)(2)	Pass
Power Spectral Density	15.247 (e)	Pass
Band Edge	15.247(d)	Pass
Spurious Emission	15.205/15.209	Pass

Pass: The EUT complies with the essential requirements in the standard.



5 General Information

5.1 Client Information

Applicant:	Archos SA
Address of Applicant:	12 Rue Ampere 91430 Igny, France
Manufacturer:	ARCHOS Technology (Shenzhen) Co., Ltd.
Address of Manufacturer:	7A,1st Block, Financial Base, No. 8 Kefa Road, Hi-Tech Park, Nanshan District, Shenzhen, China

5.2 General Description of EUT

Product Name:	ARCHOS 101 Droid Book
Model No.:	AC101DB
Operation Frequency:	2412MHz~2462MHz (802.11b/802.11g/802.11n(H20)) 2422MHz~2452MHz (802.11n(H40))
Channel numbers:	11 for 802.11b/802.11g /802.11n(H20) 7 for 802.11(H40)
Channel separation:	5MHz
Modulation technology: (IEEE 802.11b)	Direct Sequence Spread Spectrum (DSSS)
Modulation technology: (IEEE 802.11g/802.11n)	Orthogonal Frequency Division Multiplexing(OFDM)
Antenna Type:	Integral
Antenna gain:	2dBi (declare by Applicant)
Power supply:	Model No.:HNO090200X Input: AC 100~240V~50/60Hz 0.6A MAX Output: 9.0V 2.A DC 3.7V Li-ion Battery



Operation Frequency each of channel							
Channel	Frequency	Channel	Frequency	Channel	Frequency	Channel	Frequency
1	2412MHz	4	2427MHz	7	2442MHz	10	2457MHz
2	2417MHz	5	2432MHz	8	2447MHz	11	2462MHz
3	2422MHz	6	2437MHz	9	2452MHz		

Note:

In section 15.31(m), regards to the operating frequency range over 10 MHz, the Lowest frequency, the middle frequency, and the highest frequency of channel were selected to perform the test, and the selected channel see below:

802.11b/802.11g/ 802.11n(H20)

Channel	Frequency
The lowest channel	2412MHz
The middle channel	2437MHz
The Highest channel	2462MHz

802.11n(H40)

Channel	Frequency
The lowest channel	2422MHz
The middle channel	2437MHz
The Highest channel	2452MHz



5.3 Test mode

Transmitting mode	Keep the EUT in transmitting mode.
<i>Remark: During the test, the test voltage was tuned from 85% to 115% of the nominal rated supply voltage, and found that the worst case was under the nominal rated supply condition. So the report just shows that condition's data.</i>	

We have verified the construction and function in typical operation. All the test modes were carried out with the EUT in transmitting operation, which was shown in this test report and defined as follows:

Per-scan all kind of data rate in lowest channel, and found the follow list which it was worst case.

Mode	Data rate
802.11b	1Mbps
802.11g	6Mbps
802.11n(H20)	6.5Mbps
802.11n(H40)	13.0Mbps

Final Test Mode:

According to ANSI C63.4 standards, the test results are both the "worst case" and "worst setup" 1Mbps for 802.11b, 6Mbps for 802.11g, 6.5Mbps for 802.11n(H20), 13Mbps for 802.11n(H40)

5.4 Test Facility

The test facility is recognized, certified, or accredited by the following organizations:

● **CNAS —Registration No.: CNAS L5775**

CNAS has accredited Global United Technology Services Co., Ltd. to ISO/IEC 17025 General Requirements for the competence of testing and calibration laboratories (CNAS-CL01 Accreditation Criteria for the Competence of Testing and Calibration Laboratories) for the competence in the field of testing.

● **FCC —Registration No.: 600491**

Global United Technology Services Co., Ltd., Shenzhen EMC Laboratory has been registered and fully described in a report filed with the (FCC) Federal Communications Commission. The acceptance letter from the FCC is maintained in files. Registration 600491, June 28, 2013.

● **Industry Canada (IC) —Registration No.: 9079A-2**

The 3m Semi-anechoic chamber of Global United Technology Services Co., Ltd. has been registered by Certification and Engineering Bureau of Industry Canada for radio equipment testing with Registration No.: 9079A-2, June 26, 2013.

5.5 Test Location

All tests were performed at:

Global United Technology Services Co., Ltd.

Address: 2nd Floor, Block No.2, Laodong Industrial Zone, Xixiang Road Baoan District, Shenzhen, China

Tel: 0755-27798480

Fax: 0755-27798960

"This document is issued by the Company subject to its General Conditions of Service printed overleaf, available on request or accessible at <http://www.ebotech.cn> and, for electronic format documents, subject to Terms and Conditions for Electronic Documents at <http://www.ebotech.cn>. Attention is drawn to the limitation of liability, indemnification and jurisdiction issues defined therein. Any holder of this document is advised that information contained hereon reflects the Company's findings at the time of its intervention only and within the limits of Client's instructions, if any. The Company's sole responsibility is to its Client and this document does not exonerate parties to a transaction from exercising all their rights and obligations under the transaction documents. This document cannot be reproduced except in full, without prior written approval of the Company. Any unauthorized alteration, forgery or falsification of the content or appearance of this document is unlawful and offenders may be prosecuted to the fullest extent of the law. Unless otherwise stated the results shown in this test report refer only to the sample(s) tested and such sample(s) are retained for 90 days only."



5.6 Other Information Requested by the Customer

None.

5.7 Description of Support Units

None.



6 Test Instruments list

Radiated Emission:						
Item	Test Equipment	Manufacturer	Model No.	Inventory No.	Cal.Date (mm-dd-yy)	Cal.Due date (mm-dd-yy)
1	3m Semi- Anechoic Chamber	ZhongYu Electron	9.2(L)*6.2(W)* 6.4(H)	GTS250	Mar. 28 2014	Mar. 27 2015
2	Control Room	ZhongYu Electron	6.2(L)*2.5(W)* 2.4(H)	GTS251	N/A	N/A
3	Spectrum Analyzer	Agilent	E4440A	GTS533	Dec. 5 2013	Dec. 4 2014
4	EMI Test Receiver	Rohde & Schwarz	ESU26	GTS203	Jul. 02 2013	Jul. 01 2014
5	BiConiLog Antenna	SCHWARZBECK MESS-ELEKTRONIK	VULB9163	GTS214	Feb. 23 2014	Feb. 22 2015
6	Double -ridged waveguide horn	SCHWARZBECK MESS-ELEKTRONIK	9120D-829	GTS208	June 28 2013	June 27 2014
7	Horn Antenna	ETS-LINDGREN	3160	GTS217	Mar. 28 2014	Mar. 27 2015
8	EMI Test Software	AUDIX	E3	N/A	N/A	N/A
9	Coaxial Cable	GTS	N/A	GTS213	Mar. 29 2014	Mar. 28 2015
10	Coaxial Cable	GTS	N/A	GTS211	Mar. 29 2014	Mar. 28 2015
11	Coaxial cable	GTS	N/A	GTS210	Mar. 29 2014	Mar. 28 2015
12	Coaxial Cable	GTS	N/A	GTS212	Mar. 29 2014	Mar. 28 2015
13	Amplifier(100kHz-3GHz)	HP	8347A	GTS204	Jul. 02 2013	Jul. 01 2014
14	Amplifier(2GHz-20GHz)	HP	8349B	GTS206	Jul. 02 2013	Jul. 01 2014
15	Amplifier (18-26GHz)	Rohde & Schwarz	AFS33-18002 650-30-8P-44	GTS218	June 28 2013	June 27 2014
16	Band filter	Amindeon	82346	GTS219	Mar. 29 2014	Mar. 28 2015



Conducted Emission:						
Item	Test Equipment	Manufacturer	Model No.	Inventory No.	Cal.Date (mm-dd-yy)	Cal.Due date (mm-dd-yy)
1	Shielding Room	ZhongYu Electron	7.0(L)x3.0(W)x3.0(H)	GTS264	Sep. 07 2013	Sep. 06 2014
2	EMI Test Receiver	Rohde & Schwarz	ESCS30	GTS223	Jul. 02 2013	Jul. 01 2014
3	10dB Pulse Limita	Rohde & Schwarz	N/A	GTS224	Jul. 02 2013	Jul. 01 2014
4	Coaxial Switch	ANRITSU CORP	MP59B	GTS225	Jul. 02 2013	Jul. 01 2014
5	LISN	SCHWARZBECK MESS-ELEKTRONIK	NSLK 8127	GTS226	Jul. 02 2013	Jul. 01 2014
6	Coaxial Cable	GTS	N/A	GTS227	Jul. 02 2013	Jul. 01 2014
7	EMI Test Software	AUDIX	E3	N/A	N/A	N/A

General used equipment:						
Item	Test Equipment	Manufacturer	Model No.	Inventory No.	Cal.Date (dd-mm-yy)	Cal.Due date (dd-mm-yy)
1	Barometer	ChangChun	DYM3	GTS257	July 09 2013	July 08 2014

"This document is issued by the Company subject to its General Conditions of Service printed overleaf, available on request or accessible at <http://www.ebotech.cn> and, for electronic format documents, subject to Terms and Conditions for Electronic Documents at <http://www.ebotech.cn>. Attention is drawn to the limitation of liability, indemnification and jurisdiction issues defined therein. Any holder of this document is advised that information contained hereon reflects the Company's findings at the time of its intervention only and within the limits of Client's instructions, if any. The Company's sole responsibility is to its Client and this document does not exonerate parties to a transaction from exercising all their rights and obligations under the transaction documents. This document cannot be reproduced except in full, without prior written approval of the Company. Any unauthorized alteration, forgery or falsification of the content or appearance of this document is unlawful and offenders may be prosecuted to the fullest extent of the law. Unless otherwise stated the results shown in this test report refer only to the sample(s) tested and such sample(s) are retained for 90 days only."



7 Test results and Measurement Data

7.1 Antenna requirement:

Standard requirement:	FCC Part15 C Section 15.203 /247(c)
15.203 requirement: An intentional radiator shall be designed to ensure that no antenna other than that furnished by the responsible party shall be used with the device. The use of a permanently attached antenna or of an antenna that uses a unique coupling to the intentional radiator, the manufacturer may design the unit so that a broken antenna can be replaced by the user, but the use of a standard antenna jack or electrical connector is prohibited.	
15.247(c) (1)(i) requirement: (i) Systems operating in the 2400-2483.5 MHz band that is used exclusively for fixed. Point-to-point operations may employ transmitting antennas with directional gain greater than 6dBi provided the maximum conducted output power of the intentional radiator is reduced by 1 dB for every 3 dB that the directional gain of the antenna exceeds 6dBi.	
E.U.T Antenna:	
<i>The antenna is Integral antenna, the best case gain of the antenna is 2dBi</i>	



7.2 Conducted Emissions

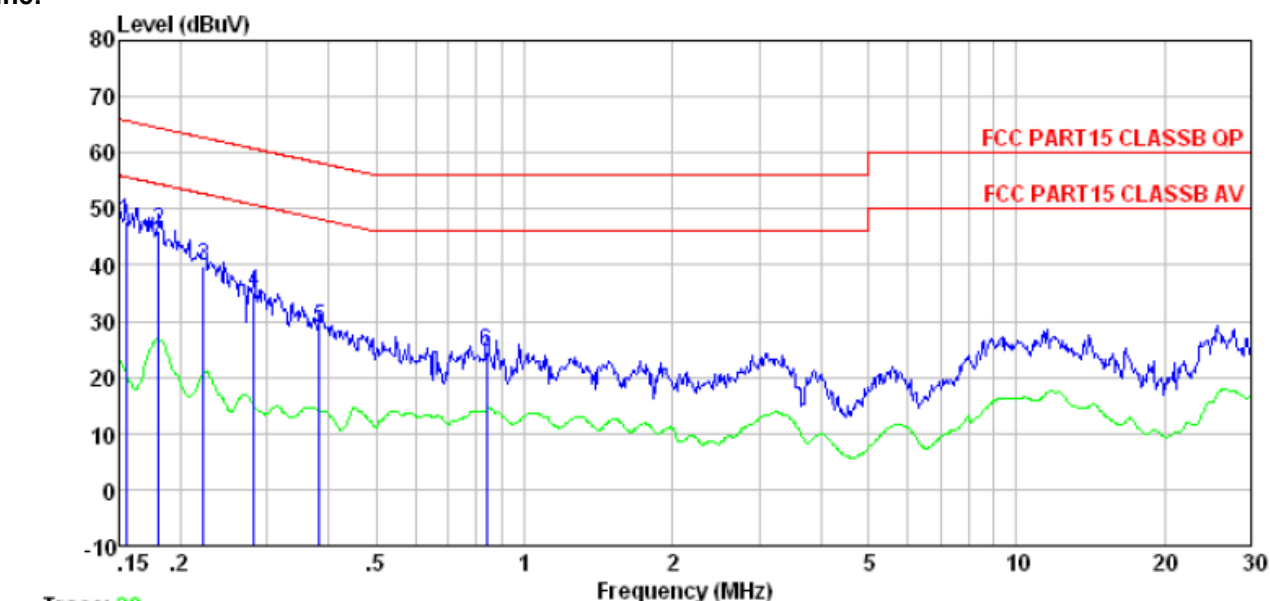
Test Requirement:	FCC Part15 C Section 15.207																
Test Method:	ANSI C63.4:2003																
Test Frequency Range:	150KHz to 30MHz																
Class / Severity:																	
Receiver setup:	RBW=9KHz, VBW=30KHz, Sweep time=auto																
Limit:	<table><tr><th rowspan="2">Frequency range (MHz)</th><th colspan="2">Limit (dBuV)</th></tr><tr><th>Quasi-peak</th><th>Average</th></tr><tr><td>0.15-0.5</td><td>66 to 56*</td><td>56 to 46*</td></tr><tr><td>0.5-5</td><td>56</td><td>46</td></tr><tr><td>5-30</td><td>60</td><td>50</td></tr></table> <p>* Decreases with the logarithm of the frequency.</p>			Frequency range (MHz)	Limit (dBuV)		Quasi-peak	Average	0.15-0.5	66 to 56*	56 to 46*	0.5-5	56	46	5-30	60	50
Frequency range (MHz)	Limit (dBuV)																
	Quasi-peak	Average															
0.15-0.5	66 to 56*	56 to 46*															
0.5-5	56	46															
5-30	60	50															
Test setup:	<div><p style="text-align: center;">Reference Plane</p><p><i>Remark: E.U.T: Equipment Under Test LISN: Line Impedance Stabilization Network Test table height=0.8m</i></p></div>																
Test procedure:	<ol style="list-style-type: none">1. The E.U.T and simulators are connected to the main power through a line impedance stabilization network (L.I.S.N.). This provides a 50ohm/50uH coupling impedance for the measuring equipment.2. The peripheral devices are also connected to the main power through a LISN that provides a 50ohm/50uH coupling impedance with 50ohm termination. (Please refer to the block diagram of the test setup and photographs).3. Both sides of A.C. line are checked for maximum conducted interference. In order to find the maximum emission, the relative positions of equipment and all of the interface cables must be changed according to ANSI C63.4: 2003 on conducted measurement.																
Test Instruments:	Refer to section 5.8 for details																
Test mode:	Refer to section 5.3 for details																
Test results:	Pass																

Measurement data:

"This document is issued by the Company subject to its General Conditions of Service printed overleaf, available on request or accessible at <http://www.ebotech.cn> and, for electronic format documents, subject to Terms and Conditions for Electronic Documents at <http://www.ebotech.cn>. Attention is drawn to the limitation of liability, indemnification and jurisdiction issues defined therein. Any holder of this document is advised that information contained hereon reflects the Company's findings at the time of its intervention only and within the limits of Client's instructions, if any. The Company's sole responsibility is to its Client and this document does not exonerate parties to a transaction from exercising all their rights and obligations under the transaction documents. This document cannot be reproduced except in full, without prior written approval of the Company. Any unauthorized alteration, forgery or falsification of the content or appearance of this document is unlawful and offenders may be prosecuted to the fullest extent of the law. Unless otherwise stated the results shown in this test report refer only to the sample(s) tested and such sample(s) are retained for 90 days only."



Line:



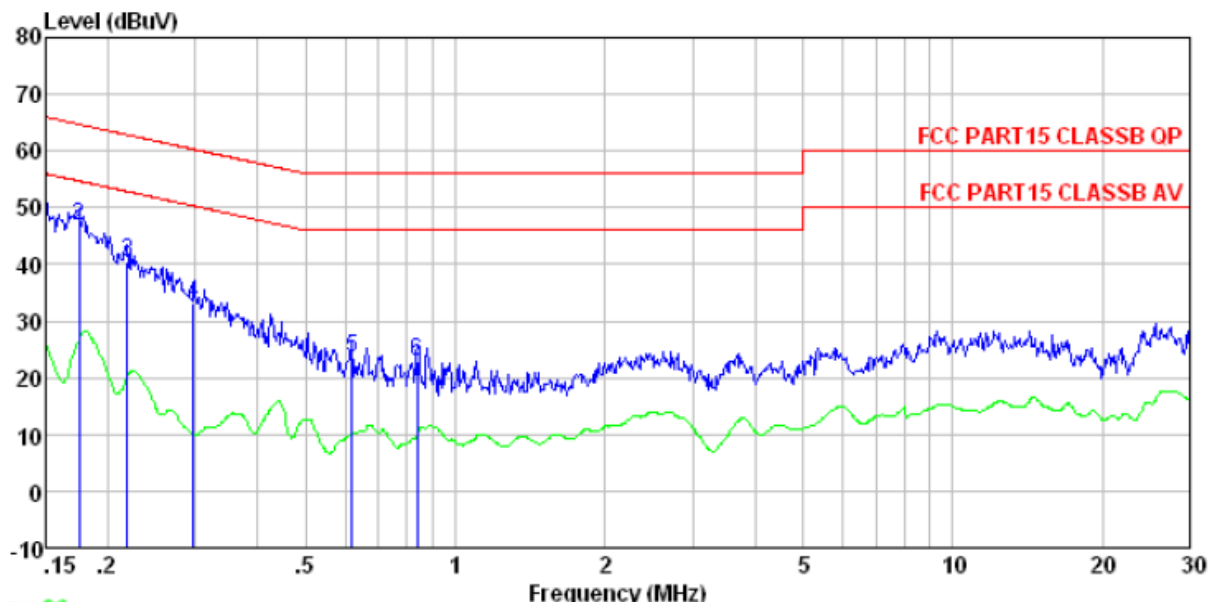
Trace: 28

Condition : FCC PART15 CLASSB QP LISN-2013 LINE
Job No. : 0457RF
Test mode : WIFI mode
Test Engineer: Yang

	Freq	Read Level	LISN Factor	Cable Loss	Level	Limit Line	Over Limit	Remark
	MHz	dBuV	dB	dB	dBuV	dBuV	dB	
1	0.155	47.43	0.15	0.12	47.70	65.74	-18.04	QP
2	0.181	45.80	0.14	0.13	46.07	64.46	-18.39	QP
3	0.223	39.48	0.12	0.12	39.72	62.70	-22.98	QP
4	0.282	35.01	0.11	0.10	35.22	60.76	-25.54	QP
5	0.383	28.68	0.11	0.10	28.89	58.21	-29.32	QP
6	0.839	24.24	0.14	0.13	24.51	56.00	-31.49	QP



Neutral:



Trace: 26
Condition : FCC PART15 CLASSB QP LISN-2013 NEUTRAL
Job No. : 0457RF
Test mode : WIFI mode
Test Engineer: Yang

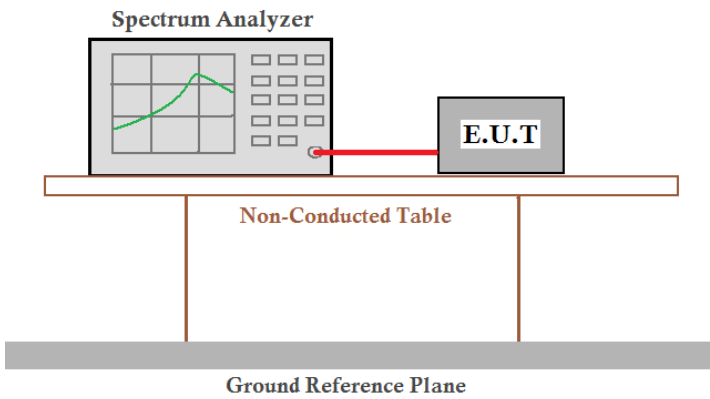
	Freq	Read Level	LISN Factor	Cable Loss	Level	Limit Line	Over Limit	Remark
	MHz	dBuV	dB	dB	dBuV	dBuV	dB	
1	0.150	48.34	0.07	0.12	48.53	66.00	-17.47	QP
2	0.175	46.56	0.07	0.13	46.76	64.72	-17.96	QP
3	0.219	40.38	0.06	0.13	40.57	62.88	-22.31	QP
4	0.297	32.86	0.06	0.10	33.02	60.32	-27.30	QP
5	0.621	23.29	0.07	0.12	23.48	56.00	-32.52	QP
6	0.839	22.58	0.07	0.13	22.78	56.00	-33.22	QP

Notes:

1. An initial pre-scan was performed on the line and neutral lines with peak detector.
2. Quasi-Peak and Average measurement were performed at the frequencies with maximized peak emission.
3. Final Level = Receiver Read level + LISN Factor + Cable Loss
4. If the average limit is met when using a quasi-peak detector receiver, the EUT shall be deemed to meet both limits and measurement with the average detector receiver is unnecessary.



7.3 Conducted Peak Output Power

Test Requirement:	FCC Part15 C Section 15.247 (b)(3)
Test Method:	ANSI C63.4:2003 and KDB558074 D01 DTS Meas Guidance V03
Limit:	30dBm
Test setup:	
Test Instruments:	Refer to section 5.8 for details
Test mode:	Refer to section 5.3 for details
Test results:	Pass

Measurement Data

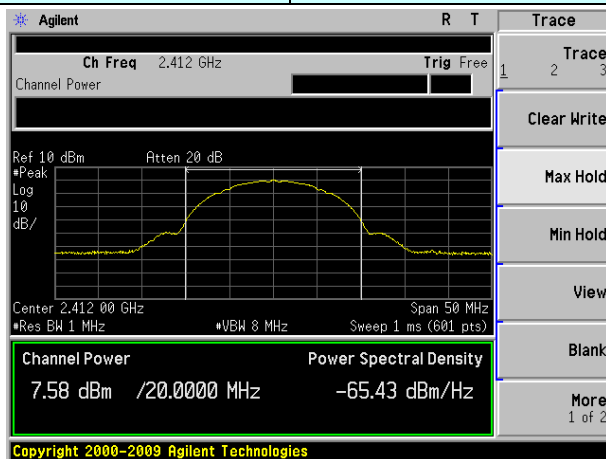
Test CH	Peak Output Power (dBm)				Limit(dBm)	Result
	802.11b	802.11g	802.11n(H20)	802.11n(H40)		
Lowest	7.58	7.66	7.15	6.39	30.00	Pass
Middle	7.42	7.50	7.29	7.16		
Highest	7.25	7.38	7.12	7.38		

Test plot as follows:

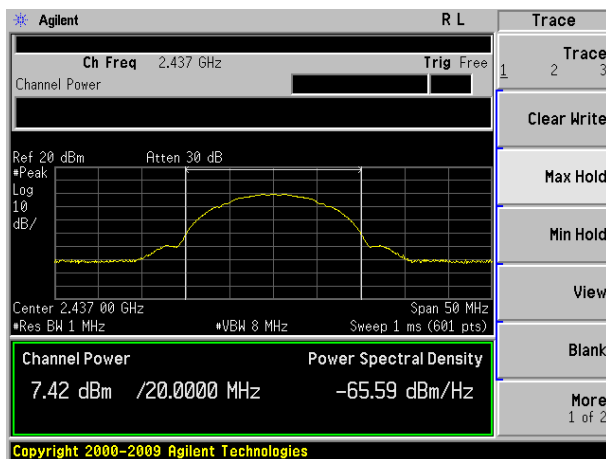
"This document is issued by the Company subject to its General Conditions of Service printed overleaf, available on request or accessible at <http://www.ebotech.cn> and, for electronic format documents, subject to Terms and Conditions for Electronic Documents at <http://www.ebotech.cn>. Attention is drawn to the limitation of liability, indemnification and jurisdiction issues defined therein. Any holder of this document is advised that information contained hereon reflects the Company's findings at the time of its intervention only and within the limits of Client's instructions, if any. The Company's sole responsibility is to its Client and this document does not exonerate parties to a transaction from exercising all their rights and obligations under the transaction documents. This document cannot be reproduced except in full, without prior written approval of the Company. Any unauthorized alteration, forgery or falsification of the content or appearance of this document is unlawful and offenders may be prosecuted to the fullest extent of the law. Unless otherwise stated the results shown in this test report refer only to the sample(s) tested and such sample(s) are retained for 90 days only."



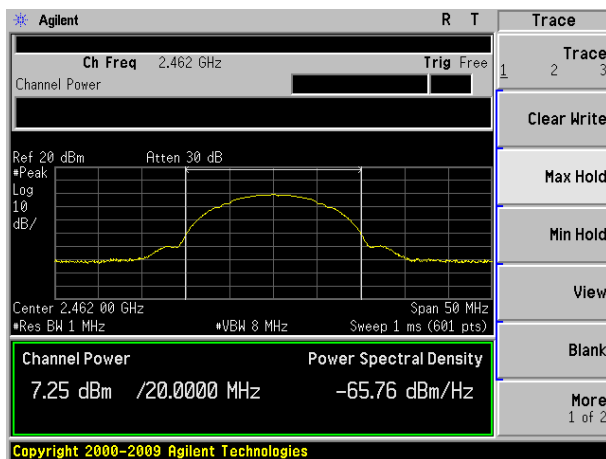
Test mode:	802.11b
------------	---------



Lowest channel



Middle channel

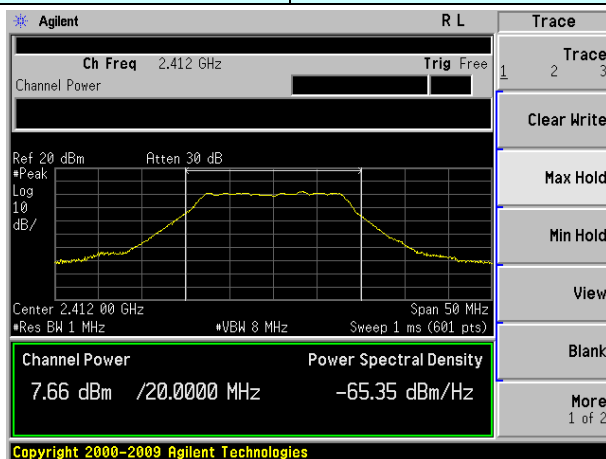


Highest channel

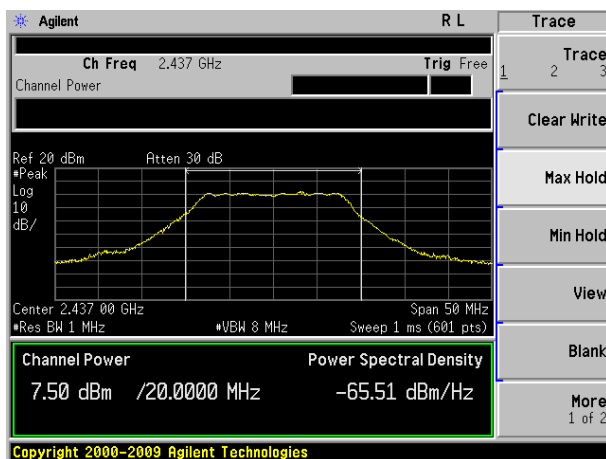
"This document is issued by the Company subject to its General Conditions of Service printed overleaf, available on request or accessible at <http://www.ebotech.cn> and, for electronic format documents, subject to Terms and Conditions for Electronic Documents at <http://www.ebotech.cn>. Attention is drawn to the limitation of liability, indemnification and jurisdiction issues defined therein. Any holder of this document is advised that information contained hereon reflects the Company's findings at the time of its intervention only and within the limits of Client's instructions, if any. The Company's sole responsibility is to its Client and this document does not exonerate parties to a transaction from exercising all their rights and obligations under the transaction documents. This document cannot be reproduced except in full, without prior written approval of the Company. Any unauthorized alteration, forgery or falsification of the content or appearance of this document is unlawful and offenders may be prosecuted to the fullest extent of the law. Unless otherwise stated the results shown in this test report refer only to the sample(s) tested and such sample(s) are retained for 90 days only."



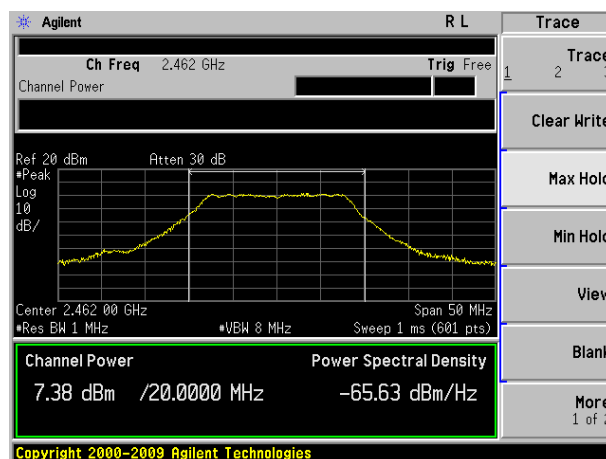
Test mode:	802.11g
------------	---------



Lowest channel



Middle channel

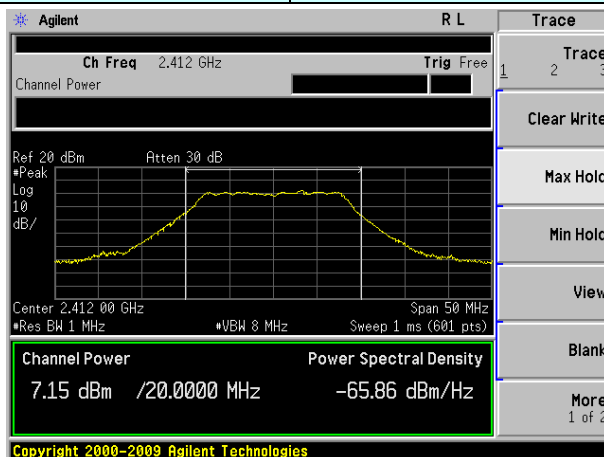


Highest channel

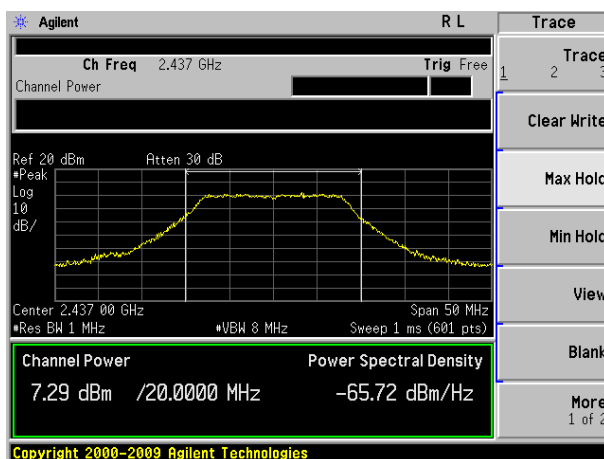
"This document is issued by the Company subject to its General Conditions of Service printed overleaf, available on request or accessible at <http://www.ebotech.cn> and, for electronic format documents, subject to Terms and Conditions for Electronic Documents at <http://www.ebotech.cn>. Attention is drawn to the limitation of liability, indemnification and jurisdiction issues defined therein. Any holder of this document is advised that information contained hereon reflects the Company's findings at the time of its intervention only and within the limits of Client's instructions, if any. The Company's sole responsibility is to its Client and this document does not exonerate parties to a transaction from exercising all their rights and obligations under the transaction documents. This document cannot be reproduced except in full, without prior written approval of the Company. Any unauthorized alteration, forgery or falsification of the content or appearance of this document is unlawful and offenders may be prosecuted to the fullest extent of the law. Unless otherwise stated the results shown in this test report refer only to the sample(s) tested and such sample(s) are retained for 90 days only."



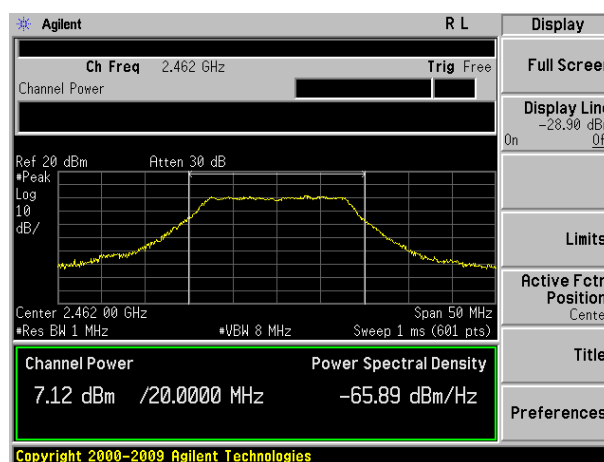
Test mode:	802.11n(H20)
------------	--------------



Lowest channel



Middle channel

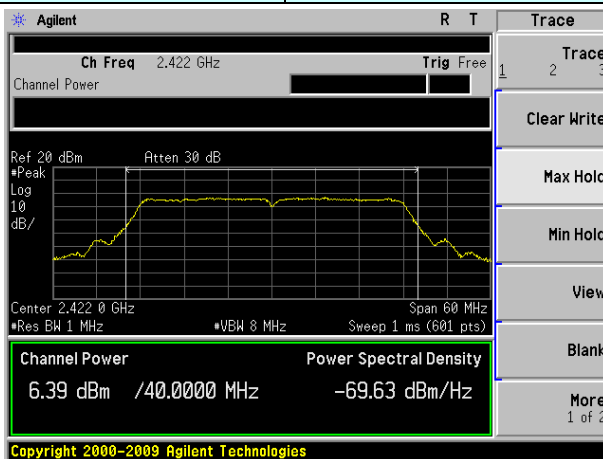


Highest channel

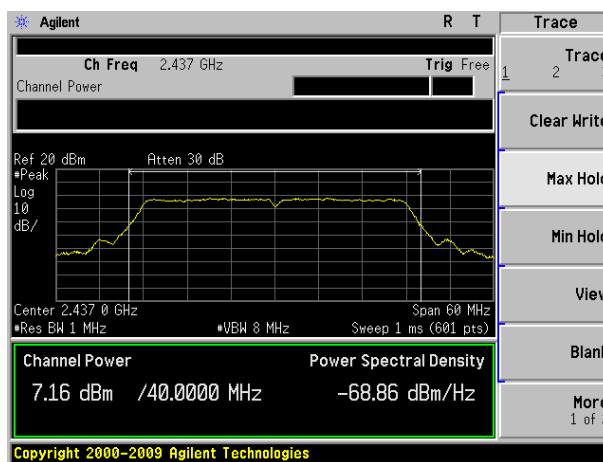
"This document is issued by the Company subject to its General Conditions of Service printed overleaf, available on request or accessible at <http://www.ebotech.cn> and, for electronic format documents, subject to Terms and Conditions for Electronic Documents at <http://www.ebotech.cn>. Attention is drawn to the limitation of liability, indemnification and jurisdiction issues defined therein. Any holder of this document is advised that information contained hereon reflects the Company's findings at the time of its intervention only and within the limits of Client's instructions, if any. The Company's sole responsibility is to its Client and this document does not exonerate parties to a transaction from exercising all their rights and obligations under the transaction documents. This document cannot be reproduced except in full, without prior written approval of the Company. Any unauthorized alteration, forgery or falsification of the content or appearance of this document is unlawful and offenders may be prosecuted to the fullest extent of the law. Unless otherwise stated the results shown in this test report refer only to the sample(s) tested and such sample(s) are retained for 90 days only."



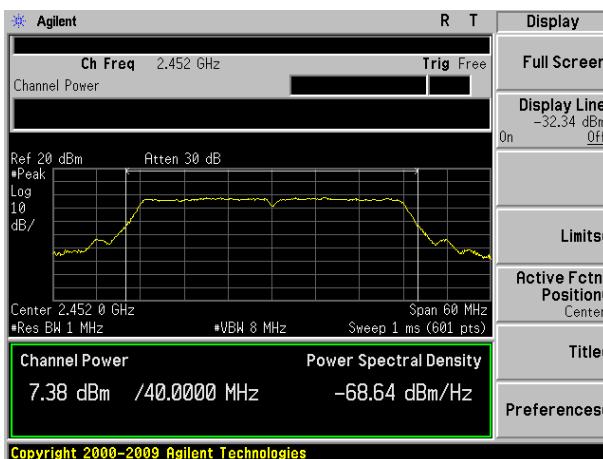
Test mode:	802.11n(H40)
------------	--------------



Lowest channel



Middle channel

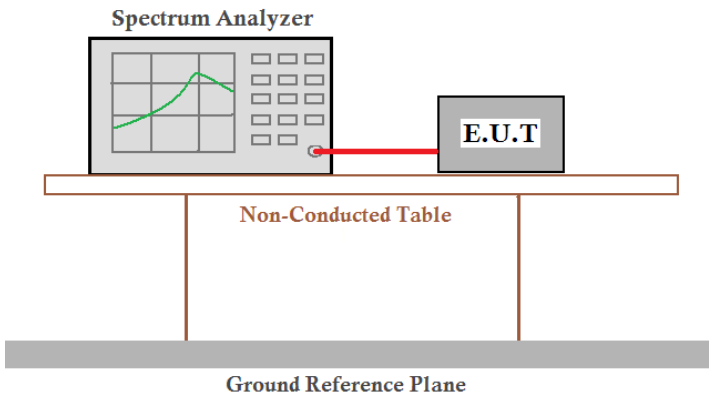


Highest channel

"This document is issued by the Company subject to its General Conditions of Service printed overleaf, available on request or accessible at <http://www.ebotech.cn> and, for electronic format documents, subject to Terms and Conditions for Electronic Documents at <http://www.ebotech.cn>. Attention is drawn to the limitation of liability, indemnification and jurisdiction issues defined therein. Any holder of this document is advised that information contained hereon reflects the Company's findings at the time of its intervention only and within the limits of Client's instructions, if any. The Company's sole responsibility is to its Client and this document does not exonerate parties to a transaction from exercising all their rights and obligations under the transaction documents. This document cannot be reproduced except in full, without prior written approval of the Company. Any unauthorized alteration, forgery or falsification of the content or appearance of this document is unlawful and offenders may be prosecuted to the fullest extent of the law. Unless otherwise stated the results shown in this test report refer only to the sample(s) tested and such sample(s) are retained for 90 days only."



7.4 Channel Bandwidth

Test Requirement:	FCC Part15 C Section 15.247 (a)(2)
Test Method:	ANSI C63.4:2003 and KDB558074 D01 DTS Meas Guidance V03
Limit:	>500KHz
Test setup:	
Test Instruments:	Refer to section 5.8 for details
Test mode:	Refer to section 5.3 for details
Test results:	Pass

Measurement Data

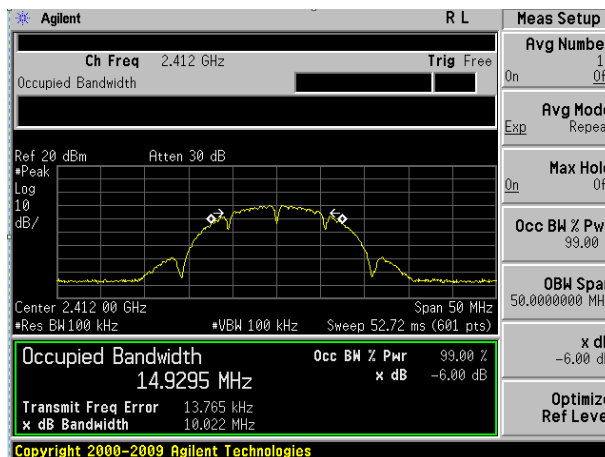
Test CH	Emission Bandwidth (MHz)				Limit(KHz)	Result
	802.11b	802.11g	802.11n(H20)	802.11n(H40)		
Lowest	10.022	16.811	16.631	36.457	>500	Pass
Middle	10.132	16.631	16.629	36.472		
Highest	10.125	16.630	16.622	36.489		

Test plot as follows:

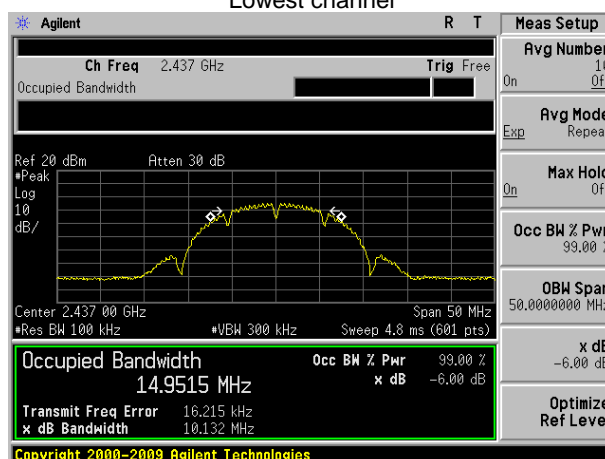
"This document is issued by the Company subject to its General Conditions of Service printed overleaf, available on request or accessible at <http://www.ebotech.cn> and, for electronic format documents, subject to Terms and Conditions for Electronic Documents at <http://www.ebotech.cn>. Attention is drawn to the limitation of liability, indemnification and jurisdiction issues defined therein. Any holder of this document is advised that information contained hereon reflects the Company's findings at the time of its intervention only and within the limits of Client's instructions, if any. The Company's sole responsibility is to its Client and this document does not exonerate parties to a transaction from exercising all their rights and obligations under the transaction documents. This document cannot be reproduced except in full, without prior written approval of the Company. Any unauthorized alteration, forgery or falsification of the content or appearance of this document is unlawful and offenders may be prosecuted to the fullest extent of the law. Unless otherwise stated the results shown in this test report refer only to the sample(s) tested and such sample(s) are retained for 90 days only."



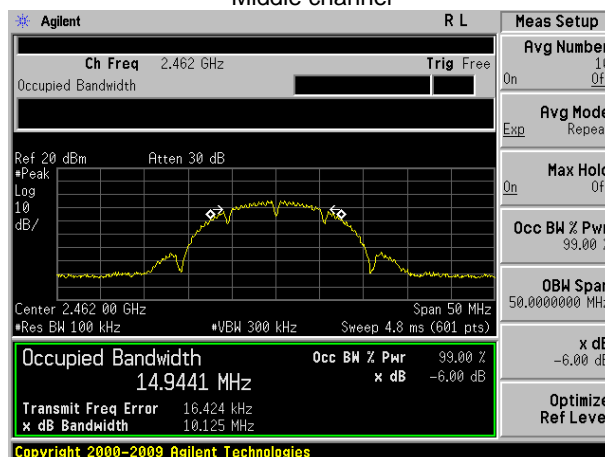
Test mode:	802.11b
------------	---------



Lowest channel



Middle channel

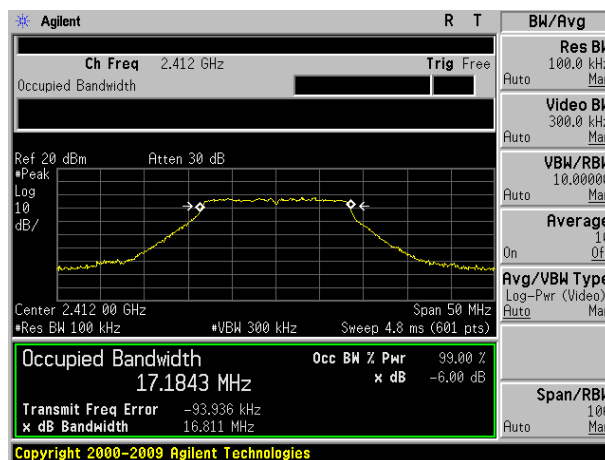


Highest channel

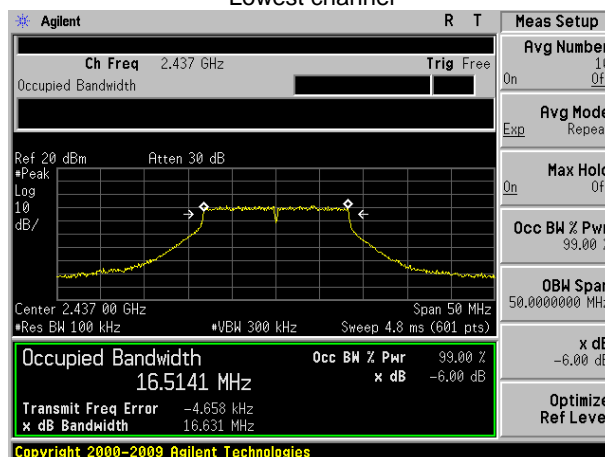
"This document is issued by the Company subject to its General Conditions of Service printed overleaf, available on request or accessible at <http://www.ebotech.cn> and, for electronic format documents, subject to Terms and Conditions for Electronic Documents at <http://www.ebotech.cn>. Attention is drawn to the limitation of liability, indemnification and jurisdiction issues defined therein. Any holder of this document is advised that information contained hereon reflects the Company's findings at the time of its intervention only and within the limits of Client's instructions, if any. The Company's sole responsibility is to its Client and this document does not exonerate parties to a transaction from exercising all their rights and obligations under the transaction documents. This document cannot be reproduced except in full, without prior written approval of the Company. Any unauthorized alteration, forgery or falsification of the content or appearance of this document is unlawful and offenders may be prosecuted to the fullest extent of the law. Unless otherwise stated the results shown in this test report refer only to the sample(s) tested and such sample(s) are retained for 90 days only."



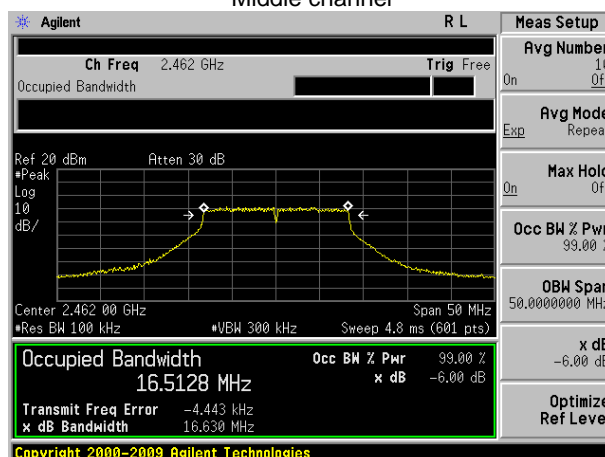
Test mode:	802.11g
------------	---------



Lowest channel



Middle channel

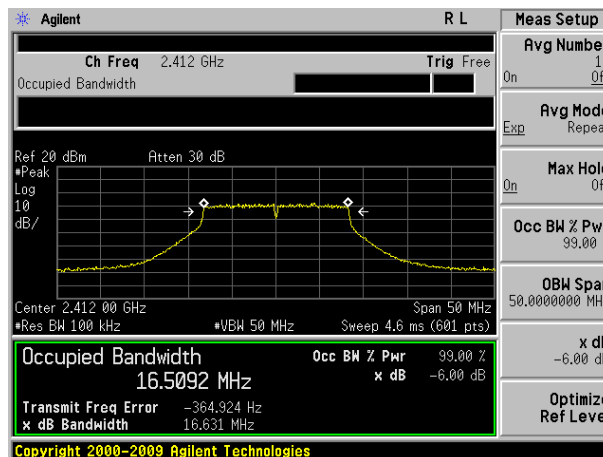


Highest channel

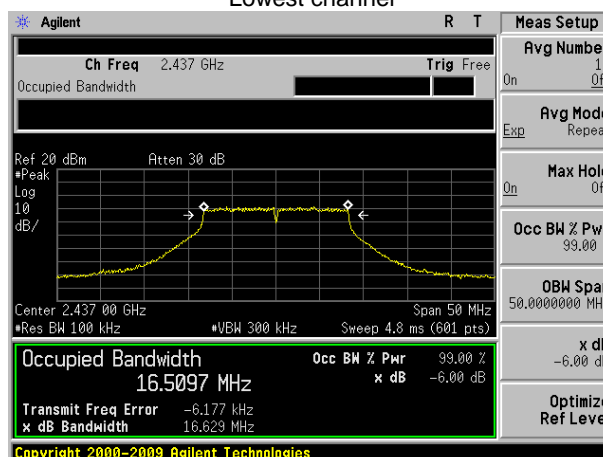
"This document is issued by the Company subject to its General Conditions of Service printed overleaf, available on request or accessible at <http://www.ebotech.cn> and, for electronic format documents, subject to Terms and Conditions for Electronic Documents at <http://www.ebotech.cn>. Attention is drawn to the limitation of liability, indemnification and jurisdiction issues defined therein. Any holder of this document is advised that information contained hereon reflects the Company's findings at the time of its intervention only and within the limits of Client's instructions, if any. The Company's sole responsibility is to its Client and this document does not exonerate parties to a transaction from exercising all their rights and obligations under the transaction documents. This document cannot be reproduced except in full, without prior written approval of the Company. Any unauthorized alteration, forgery or falsification of the content or appearance of this document is unlawful and offenders may be prosecuted to the fullest extent of the law. Unless otherwise stated the results shown in this test report refer only to the sample(s) tested and such sample(s) are retained for 90 days only."



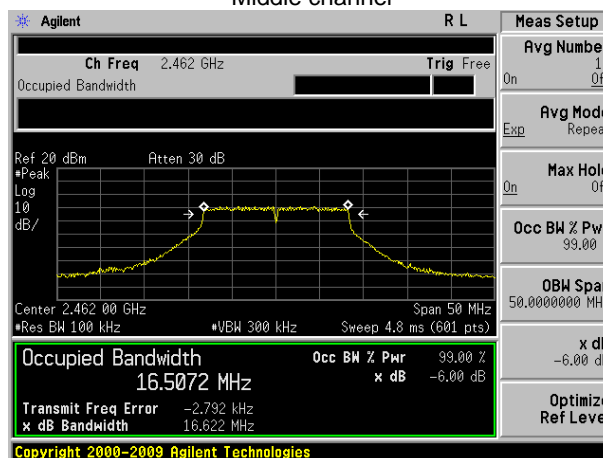
Test mode:	802.11n(H20)
------------	--------------



Lowest channel



Middle channel

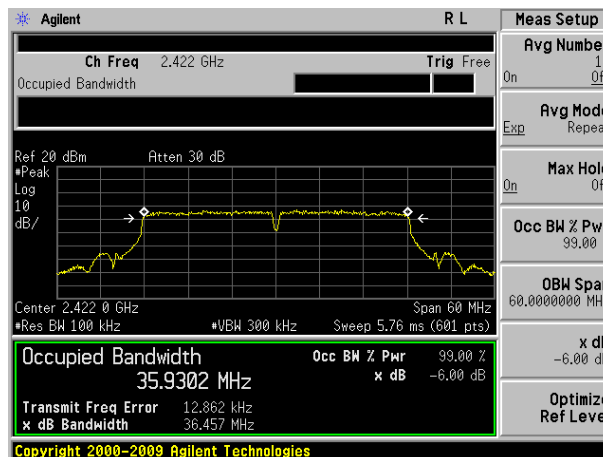


Highest channel

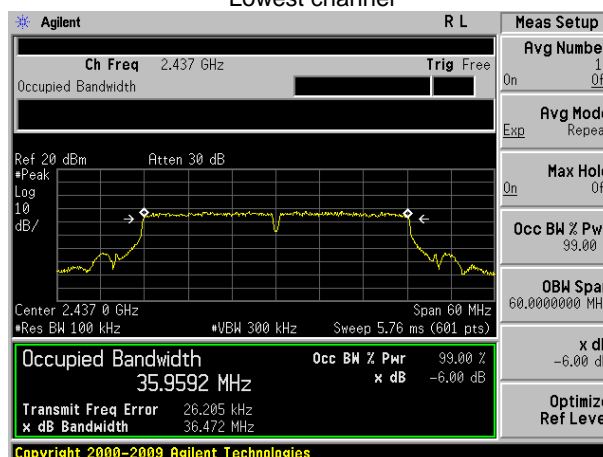
"This document is issued by the Company subject to its General Conditions of Service printed overleaf, available on request or accessible at <http://www.ebotech.cn> and, for electronic format documents, subject to Terms and Conditions for Electronic Documents at <http://www.ebotech.cn>. Attention is drawn to the limitation of liability, indemnification and jurisdiction issues defined therein. Any holder of this document is advised that information contained hereon reflects the Company's findings at the time of its intervention only and within the limits of Client's instructions, if any. The Company's sole responsibility is to its Client and this document does not exonerate parties to a transaction from exercising all their rights and obligations under the transaction documents. This document cannot be reproduced except in full, without prior written approval of the Company. Any unauthorized alteration, forgery or falsification of the content or appearance of this document is unlawful and offenders may be prosecuted to the fullest extent of the law. Unless otherwise stated the results shown in this test report refer only to the sample(s) tested and such sample(s) are retained for 90 days only."



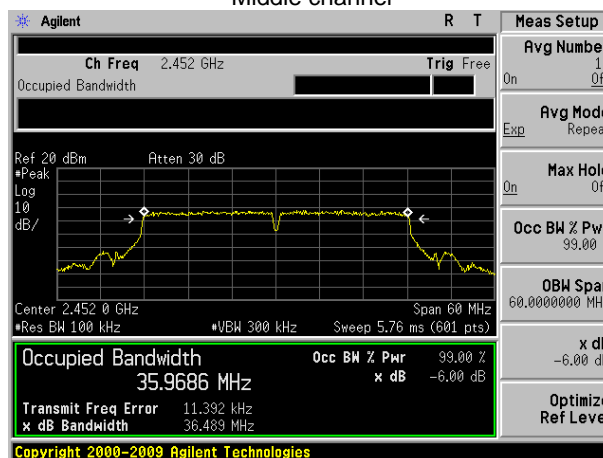
Test mode:	802.11n(H40)
------------	--------------



Lowest channel



Middle channel

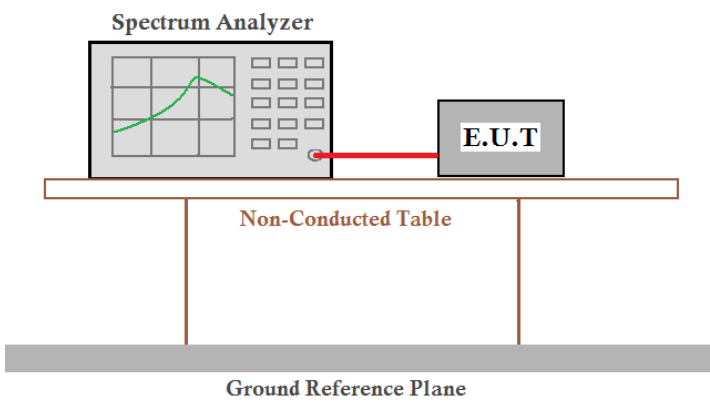


Highest channel

"This document is issued by the Company subject to its General Conditions of Service printed overleaf, available on request or accessible at <http://www.ebotech.cn> and, for electronic format documents, subject to Terms and Conditions for Electronic Documents at <http://www.ebotech.cn>. Attention is drawn to the limitation of liability, indemnification and jurisdiction issues defined therein. Any holder of this document is advised that information contained hereon reflects the Company's findings at the time of its intervention only and within the limits of Client's instructions, if any. The Company's sole responsibility is to its Client and this document does not exonerate parties to a transaction from exercising all their rights and obligations under the transaction documents. This document cannot be reproduced except in full, without prior written approval of the Company. Any unauthorized alteration, forgery or falsification of the content or appearance of this document is unlawful and offenders may be prosecuted to the fullest extent of the law. Unless otherwise stated the results shown in this test report refer only to the sample(s) tested and such sample(s) are retained for 90 days only."



7.5 Power Spectral Density

Test Requirement:	FCC Part15 C Section 15.247 (e)
Test Method:	ANSI C63.4:2003 and KDB558074 D01 DTS Meas Guidance V03
Limit:	8dBm
Test setup:	
Test Instruments:	Refer to section 5.8 for details
Test mode:	Refer to section 5.3 for details
Test results:	Pass

Measurement Data

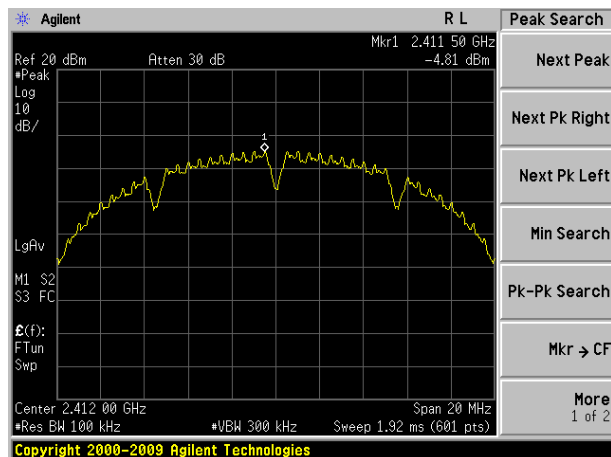
Test CH	Power Spectral Density (dBm)				Limit(8dBm/3kHz)	Result
	802.11b	802.11g	802.11n(HT20)	802.11n(HT40)		
Lowest	-4.81	-8.63	-8.70	-12.85	8.00	Pass
Middle	-4.95	-8.70	-8.76	-11.98		
Highest	-5.12	-8.96	-8.89	-11.97		

Test plot as follows:

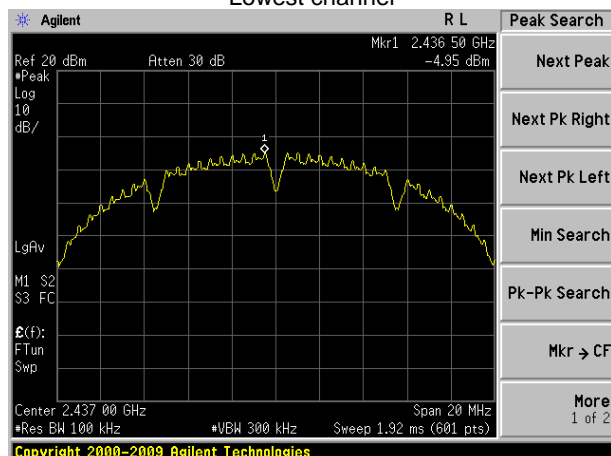
"This document is issued by the Company subject to its General Conditions of Service printed overleaf, available on request or accessible at <http://www.ebotek.cn> and, for electronic format documents, subject to Terms and Conditions for Electronic Documents at <http://www.ebotek.cn>. Attention is drawn to the limitation of liability, indemnification and jurisdiction issues defined therein. Any holder of this document is advised that information contained hereon reflects the Company's findings at the time of its intervention only and within the limits of Client's instructions, if any. The Company's sole responsibility is to its Client and this document does not exonerate parties to a transaction from exercising all their rights and obligations under the transaction documents. This document cannot be reproduced except in full, without prior written approval of the Company. Any unauthorized alteration, forgery or falsification of the content or appearance of this document is unlawful and offenders may be prosecuted to the fullest extent of the law. Unless otherwise stated the results shown in this test report refer only to the sample(s) tested and such sample(s) are retained for 90 days only."



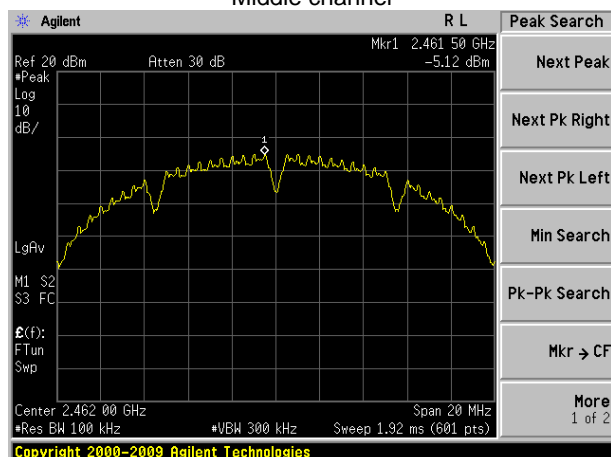
Test mode:	802.11b
------------	---------



Lowest channel



Middle channel

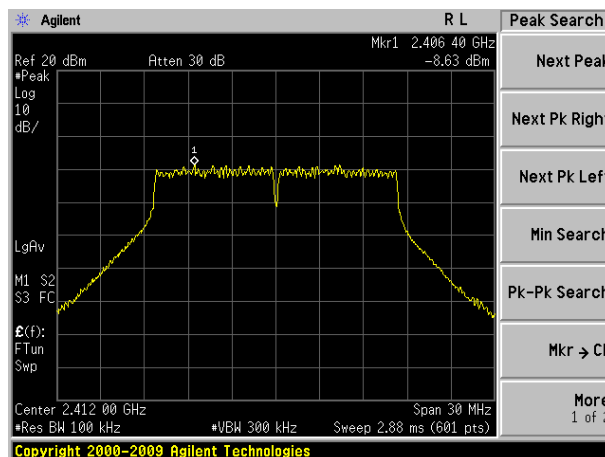


Highest channel

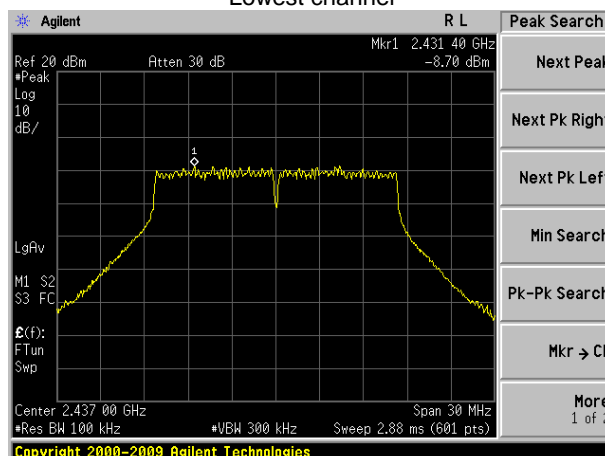
"This document is issued by the Company subject to its General Conditions of Service printed overleaf, available on request or accessible at <http://www.ebotech.cn> and, for electronic format documents, subject to Terms and Conditions for Electronic Documents at <http://www.ebotech.cn>. Attention is drawn to the limitation of liability, indemnification and jurisdiction issues defined therein. Any holder of this document is advised that information contained hereon reflects the Company's findings at the time of its intervention only and within the limits of Client's instructions, if any. The Company's sole responsibility is to its Client and this document does not exonerate parties to a transaction from exercising all their rights and obligations under the transaction documents. This document cannot be reproduced except in full, without prior written approval of the Company. Any unauthorized alteration, forgery or falsification of the content or appearance of this document is unlawful and offenders may be prosecuted to the fullest extent of the law. Unless otherwise stated the results shown in this test report refer only to the sample(s) tested and such sample(s) are retained for 90 days only."



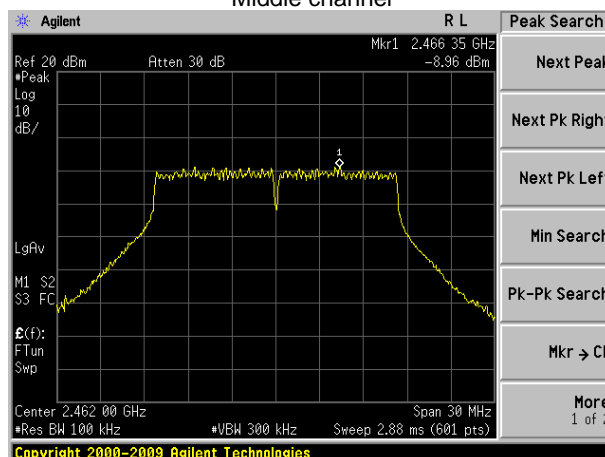
Test mode:	802.11g
------------	---------



Lowest channel



Middle channel

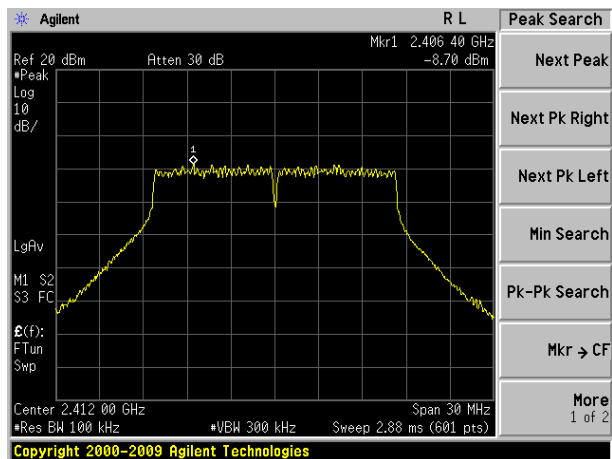


Highest channel

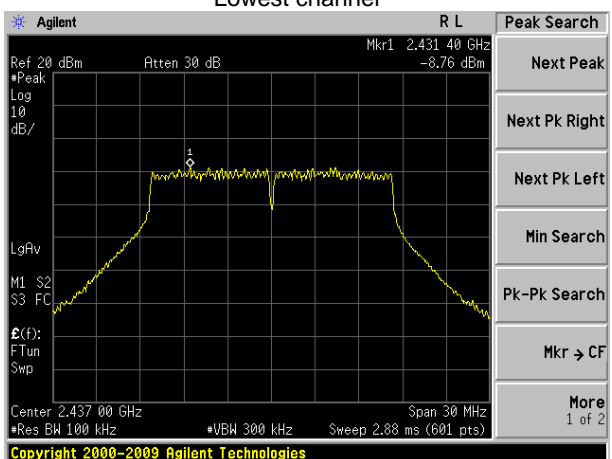
"This document is issued by the Company subject to its General Conditions of Service printed overleaf, available on request or accessible at <http://www.ebotech.cn> and, for electronic format documents, subject to Terms and Conditions for Electronic Documents at <http://www.ebotech.cn>. Attention is drawn to the limitation of liability, indemnification and jurisdiction issues defined therein. Any holder of this document is advised that information contained hereon reflects the Company's findings at the time of its intervention only and within the limits of Client's instructions, if any. The Company's sole responsibility is to its Client and this document does not exonerate parties to a transaction from exercising all their rights and obligations under the transaction documents. This document cannot be reproduced except in full, without prior written approval of the Company. Any unauthorized alteration, forgery or falsification of the content or appearance of this document is unlawful and offenders may be prosecuted to the fullest extent of the law. Unless otherwise stated the results shown in this test report refer only to the sample(s) tested and such sample(s) are retained for 90 days only."



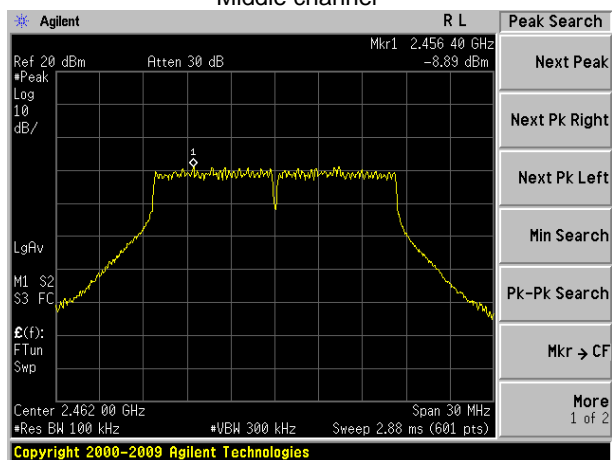
Test mode:	802.11n(H20)
------------	--------------



Lowest channel



Middle channel

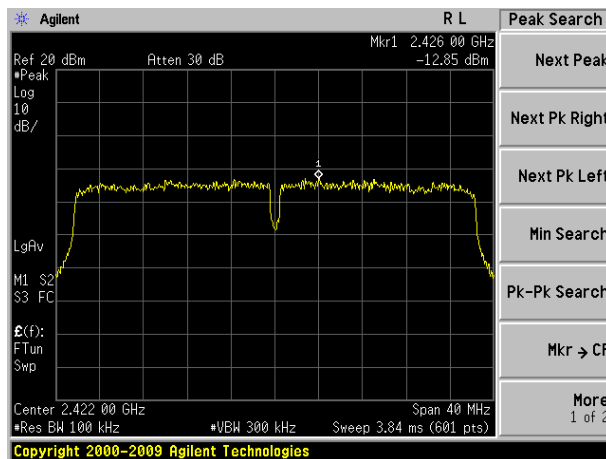


Highest channel

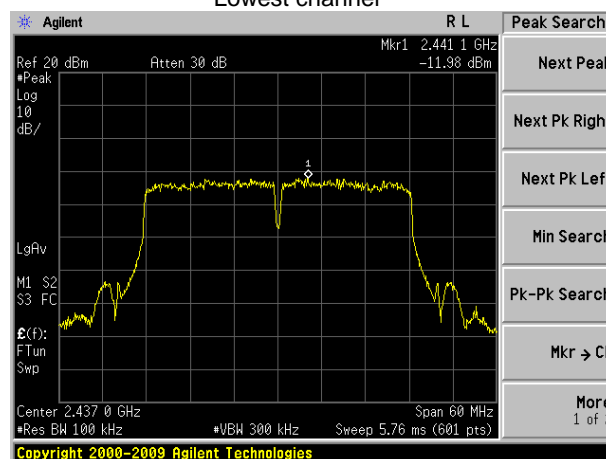
"This document is issued by the Company subject to its General Conditions of Service printed overleaf, available on request or accessible at <http://www.ebotech.cn> and, for electronic format documents, subject to Terms and Conditions for Electronic Documents at <http://www.ebotech.cn>. Attention is drawn to the limitation of liability, indemnification and jurisdiction issues defined therein. Any holder of this document is advised that information contained hereon reflects the Company's findings at the time of its intervention only and within the limits of Client's instructions, if any. The Company's sole responsibility is to its Client and this document does not exonerate parties to a transaction from exercising all their rights and obligations under the transaction documents. This document cannot be reproduced except in full, without prior written approval of the Company. Any unauthorized alteration, forgery or falsification of the content or appearance of this document is unlawful and offenders may be prosecuted to the fullest extent of the law. Unless otherwise stated the results shown in this test report refer only to the sample(s) tested and such sample(s) are retained for 90 days only."



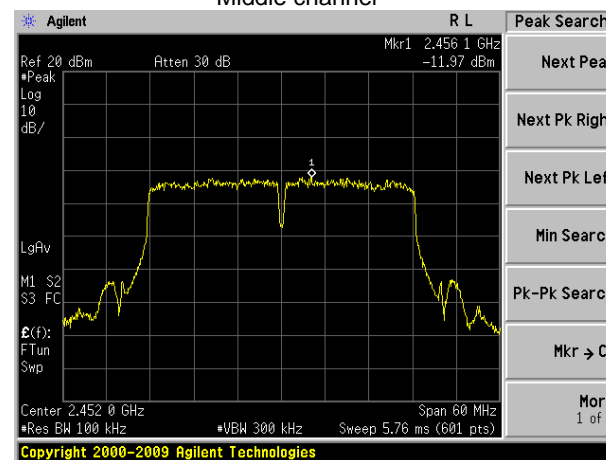
Test mode:	802.11n(H40)
------------	--------------



Lowest channel



Middle channel



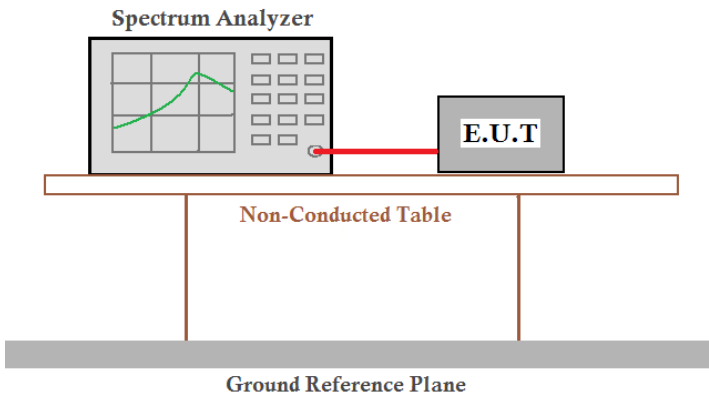
Highest channel

"This document is issued by the Company subject to its General Conditions of Service printed overleaf, available on request or accessible at <http://www.ebotech.cn> and, for electronic format documents, subject to Terms and Conditions for Electronic Documents at <http://www.ebotech.cn>. Attention is drawn to the limitation of liability, indemnification and jurisdiction issues defined therein. Any holder of this document is advised that information contained hereon reflects the Company's findings at the time of its intervention only and within the limits of Client's instructions, if any. The Company's sole responsibility is to its Client and this document does not exonerate parties to a transaction from exercising all their rights and obligations under the transaction documents. This document cannot be reproduced except in full, without prior written approval of the Company. Any unauthorized alteration, forgery or falsification of the content or appearance of this document is unlawful and offenders may be prosecuted to the fullest extent of the law. Unless otherwise stated the results shown in this test report refer only to the sample(s) tested and such sample(s) are retained for 90 days only."



7.6 Band edges

7.6.1 Conducted Emission Method

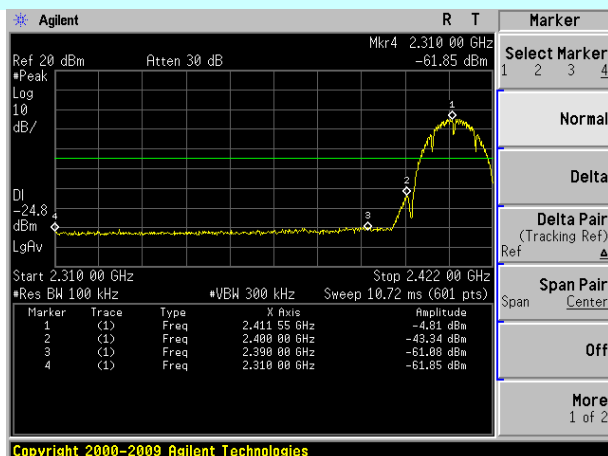
Test Requirement:	FCC Part15 C Section 15.247 (d)
Test Method:	ANSI C63.4:2003 and KDB558074 D01 DTS Meas Guidance V03
Limit:	In any 100 kHz bandwidth outside the frequency band in which the spread spectrum intentional radiator is operating, the radio frequency power that is produced by the intentional radiator shall be at least 20 dB below that in the 100 kHz bandwidth within the band that contains the highest level of the desired power, based on either an RF conducted or a radiated measurement.
Test setup:	 <p>The diagram illustrates the test setup for conducted emission testing. A Spectrum Analyzer is connected via a red cable to an E.U.T. (Equipment Under Test). Both are placed on a Non-Conducted Table, which is supported by a Ground Reference Plane.</p>
Test Instruments:	Refer to section 5.8 for details
Test mode:	Refer to section 5.3 for details
Test results:	Pass

Test plot as follows:

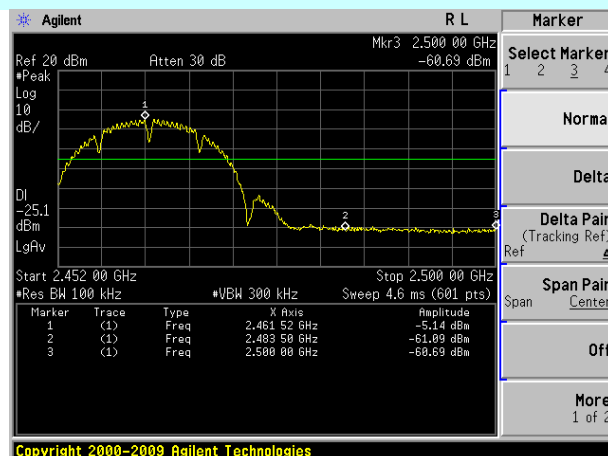


Test mode:

802.11b



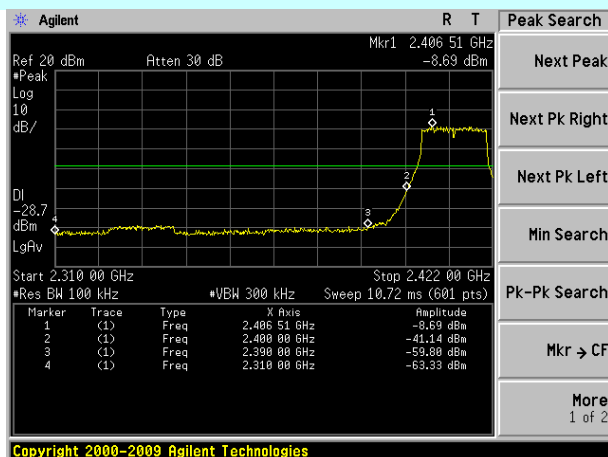
Lowest channel



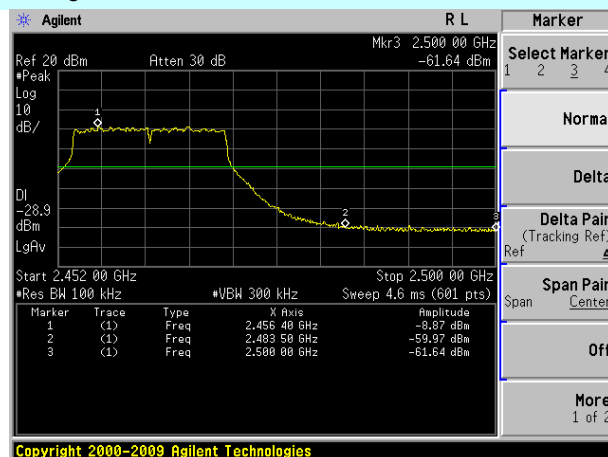
Highest channel

Test mode:

802.11g



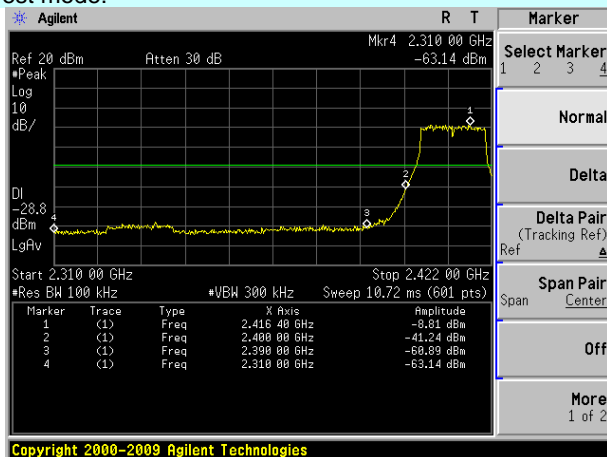
Lowest channel



Highest channel

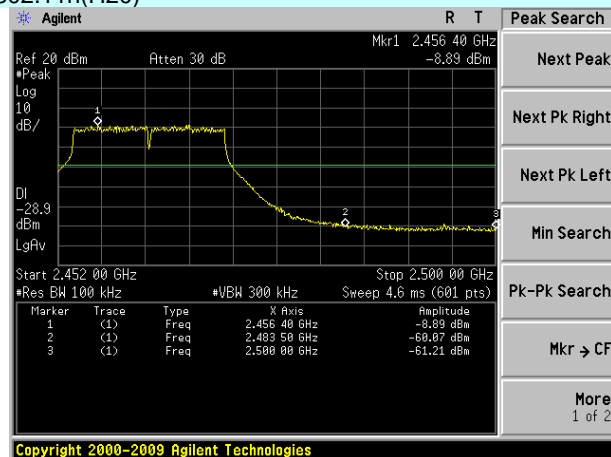


Test mode:



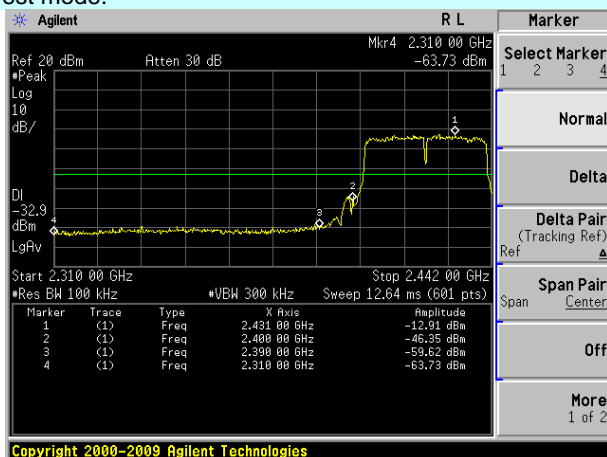
Lowest channel

802.11n(H20)



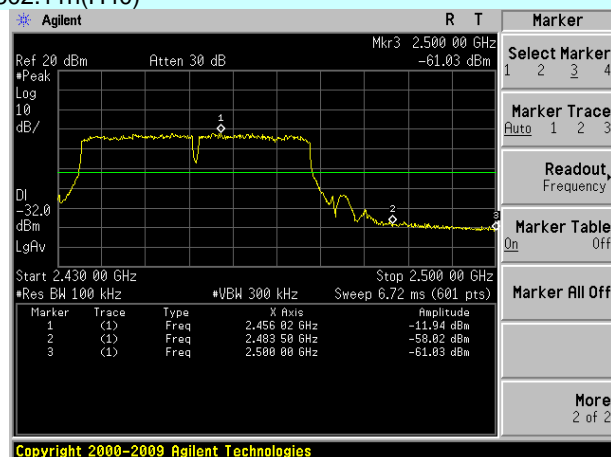
Highest channel

Test mode:



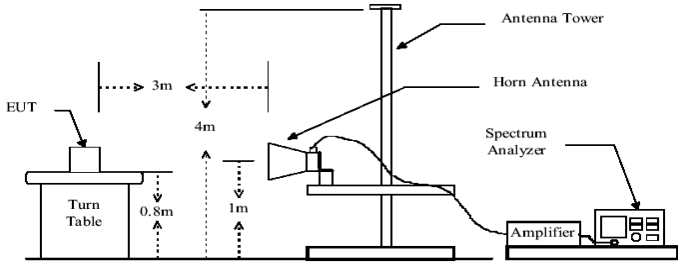
Lowest channel

802.11n(H40)



Highest channel

7.6.2 Radiated Emission Method

Test Requirement:	FCC Part15 C Section 15.209 and 15.205				
Test Method:	ANSI C63.4: 2003				
Test Frequency Range:	30MHz to 25GHz, only worse case is reported				
Test site:	Measurement Distance: 3m				
Receiver setup:	Frequency	Detector	RBW	VBW	Remark
	Above 1GHz	Peak	1MHz	3MHz	Peak Value
		Peak	1MHz	10Hz	Average Value
Limit:	Frequency		Limit (dBuV/m @3m)		Remark
	Above 1GHz		54.00		Average Value
			74.00		Peak Value
Test setup:					
Test Procedure:	<ol style="list-style-type: none">1. The EUT was placed on the top of a rotating table 0.8 meters above the ground at a 3 meter camber. The table was rotated 360 degrees to determine the position of the highest radiation.2. The EUT was set 3 meters away from the interference-receiving antenna, which was mounted on the top of a variable-height antenna tower.3. The antenna height is varied from one meter to four meters above the ground to determine the maximum value of the field strength. Both horizontal and vertical polarizations of the antenna are set to make the measurement.4. For each suspected emission, the EUT was arranged to its worst case and then the antenna was tuned to heights from 1 meter to 4 meters and the rota table was turned from 0 degrees to 360 degrees to find the maximum reading.5. The test-receiver system was set to Peak Detect Function and Specified Bandwidth with Maximum Hold Mode.6. If the emission level of the EUT in peak mode was 10dB lower than the limit specified, then testing could be stopped and the peak values of the EUT would be reported. Otherwise the emissions that did not have 10dB margin would be re-tested one by one using peak, quasi-peak or average method as specified and then reported in a data sheet.				
Test Instruments:	Refer to section 5.8 for details				
Test mode:	Refer to section 5.3 for details				
Test results:	Pass				

Remark:

Pre-scan all kind of the place mode (X-axis, Y-axis, Z-axis), and found the Y-axis which it is worse case.



Measurement data:

Test mode:	802.11b	Test channel:	Lowest
------------	---------	---------------	--------

Peak value:

Frequency (MHz)	Read Level (dBuV)	Antenna Factor (dB/m)	Cable Loss (dB)	Preamp Factor (dB)	Level (dBuV/m)	Limit Line (dBuV/m)	Over Limit (dB)	Polarization
2390.00	50.76	27.59	5.38	30.18	53.55	74.00	-20.45	Horizontal
2400.00	58.35	27.58	5.39	30.18	61.14	74.00	-12.86	Horizontal
2390.00	52.15	27.59	5.38	30.18	54.94	74.00	-19.06	Vertical
2400.00	59.01	27.58	5.39	30.18	61.80	74.00	-12.20	Vertical

Average value:

Frequency (MHz)	Read Level (dBuV)	Antenna Factor (dB/m)	Cable Loss (dB)	Preamp Factor (dB)	Level (dBuV/m)	Limit Line (dBuV/m)	Over Limit (dB)	Polarization
2390.00	38.74	27.59	5.38	30.18	41.53	54.00	-12.47	Horizontal
2400.00	46.58	27.58	5.39	30.18	49.37	54.00	-4.63	Horizontal
2390.00	40.22	27.59	5.38	30.18	43.01	54.00	-10.99	Vertical
2400.00	47.38	27.58	5.39	30.18	50.17	54.00	-3.83	Vertical

Test mode:	802.11b	Test channel:	Highest
------------	---------	---------------	---------

Peak value:

Frequency (MHz)	Read Level (dBuV)	Antenna Factor (dB/m)	Cable Loss (dB)	Preamp Factor (dB)	Level (dBuV/m)	Limit Line (dBuV/m)	Over Limit (dB)	Polarization
2483.50	49.60	27.53	5.47	29.93	52.67	74.00	-21.33	Horizontal
2500.00	46.78	27.55	5.49	29.93	49.89	74.00	-24.11	Horizontal
2483.50	51.00	27.53	5.47	29.93	54.07	74.00	-19.93	Vertical
2500.00	48.50	27.55	5.49	29.93	51.61	74.00	-22.39	Vertical

Average value:

Frequency (MHz)	Read Level (dBuV)	Antenna Factor (dB/m)	Cable Loss (dB)	Preamp Factor (dB)	Level (dBuV/m)	Limit Line (dBuV/m)	Over Limit (dB)	Polarization
2483.50	38.47	27.53	5.47	29.93	41.54	54.00	-12.46	Horizontal
2500.00	35.37	27.55	5.49	29.93	38.48	54.00	-15.52	Horizontal
2483.50	40.03	27.53	5.47	29.93	43.10	54.00	-10.90	Vertical
2500.00	37.09	27.55	5.49	29.93	40.20	54.00	-13.80	Vertical

Remark:

1. Final Level = Receiver Read level + Antenna Factor + Cable Loss – Preamplifier Factor
2. The emission levels of other frequencies are very lower than the limit and not show in test report.

"This document is issued by the Company subject to its General Conditions of Service printed overleaf, available on request or accessible at <http://www.ebotek.cn> and, for electronic format documents, subject to Terms and Conditions for Electronic Documents at <http://www.ebotek.cn>. Attention is drawn to the limitation of liability, indemnification and jurisdiction issues defined therein. Any holder of this document is advised that information contained hereon reflects the Company's findings at the time of its intervention only and within the limits of Client's instructions, if any. The Company's sole responsibility is to its Client and this document does not exonerate parties to a transaction from exercising all their rights and obligations under the transaction documents. This document cannot be reproduced except in full, without prior written approval of the Company. Any unauthorized alteration, forgery or falsification of the content or appearance of this document is unlawful and offenders may be prosecuted to the fullest extent of the law. Unless otherwise stated the results shown in this test report refer only to the sample(s) tested and such sample(s) are retained for 90 days only."



Test mode:	802.11g	Test channel:	Lowest
------------	---------	---------------	--------

Peak value:

Frequency (MHz)	Read Level (dBuV)	Antenna Factor (dB/m)	Cable Loss (dB)	Preamplifier Factor (dB)	Level (dBuV/m)	Limit Line (dBuV/m)	Over Limit (dB)	Polarization
2390.00	50.42	27.59	5.38	30.18	53.21	74.00	-20.79	Horizontal
2400.00	58.37	27.58	5.39	30.18	61.16	74.00	-12.84	Horizontal
2390.00	51.88	27.59	5.38	30.18	54.67	74.00	-19.33	Vertical
2400.00	59.32	27.58	5.39	30.18	62.11	74.00	-11.89	Vertical

Average value:

Frequency (MHz)	Read Level (dBuV)	Antenna Factor (dB/m)	Cable Loss (dB)	Preamplifier Factor (dB)	Level (dBuV/m)	Limit Line (dBuV/m)	Over Limit (dB)	Polarization
2390.00	38.10	27.59	5.38	30.18	40.89	54.00	-13.11	Horizontal
2400.00	46.05	27.58	5.39	30.18	48.84	54.00	-5.16	Horizontal
2390.00	39.66	27.59	5.38	30.18	42.45	54.00	-11.55	Vertical
2400.00	46.93	27.58	5.39	30.18	49.72	54.00	-4.28	Vertical

Test mode:	802.11g	Test channel:	Highest
------------	---------	---------------	---------

Peak value:

Frequency (MHz)	Read Level (dBuV)	Antenna Factor (dB/m)	Cable Loss (dB)	Preamplifier Factor (dB)	Level (dBuV/m)	Limit Line (dBuV/m)	Over Limit (dB)	Polarization
2483.50	49.72	27.53	5.47	29.93	52.79	74.00	-21.21	Horizontal
2500.00	46.56	27.55	5.49	29.93	49.67	74.00	-24.33	Horizontal
2483.50	51.33	27.53	5.47	29.93	54.40	74.00	-19.60	Vertical
2500.00	48.47	27.55	5.49	29.93	51.58	74.00	-22.42	Vertical

Average value:

Frequency (MHz)	Read Level (dBuV)	Antenna Factor (dB/m)	Cable Loss (dB)	Preamplifier Factor (dB)	Level (dBuV/m)	Limit Line (dBuV/m)	Over Limit (dB)	Polarization
2483.50	37.98	27.53	5.47	29.93	41.05	54.00	-12.95	Horizontal
2500.00	34.69	27.55	5.49	29.93	37.80	54.00	-16.20	Horizontal
2483.50	39.65	27.53	5.47	29.93	42.72	54.00	-11.28	Vertical
2500.00	36.45	27.55	5.49	29.93	39.56	54.00	-14.44	Vertical

Remark:

1. Final Level = Receiver Read level + Antenna Factor + Cable Loss – Preamplifier Factor
2. The emission levels of other frequencies are very lower than the limit and not show in test report.

"This document is issued by the Company subject to its General Conditions of Service printed overleaf, available on request or accessible at <http://www.ebotech.cn> and, for electronic format documents, subject to Terms and Conditions for Electronic Documents at <http://www.ebotech.cn>. Attention is drawn to the limitation of liability, indemnification and jurisdiction issues defined therein. Any holder of this document is advised that information contained hereon reflects the Company's findings at the time of its intervention only and within the limits of Client's instructions, if any. The Company's sole responsibility is to its Client and this document does not exonerate parties to a transaction from exercising all their rights and obligations under the transaction documents. This document cannot be reproduced except in full, without prior written approval of the Company. Any unauthorized alteration, forgery or falsification of the content or appearance of this document is unlawful and offenders may be prosecuted to the fullest extent of the law. Unless otherwise stated the results shown in this test report refer only to the sample(s) tested and such sample(s) are retained for 90 days only."



Test mode:	802.11n(H20)	Test channel:	Lowest
------------	--------------	---------------	--------

Peak value:

Frequency (MHz)	Read Level (dBuV)	Antenna Factor (dB/m)	Cable Loss (dB)	Preamplifier Factor (dB)	Level (dBuV/m)	Limit Line (dBuV/m)	Over Limit (dB)	Polarization
2390.00	49.57	27.59	5.38	30.18	52.36	74.00	-21.64	Horizontal
2400.00	57.42	27.58	5.39	30.18	60.21	74.00	-13.79	Horizontal
2390.00	51.01	27.59	5.38	30.18	53.80	74.00	-20.20	Vertical
2400.00	58.28	27.58	5.39	30.18	61.07	74.00	-12.93	Vertical

Average value:

Frequency (MHz)	Read Level (dBuV)	Antenna Factor (dB/m)	Cable Loss (dB)	Preamplifier Factor (dB)	Level (dBuV/m)	Limit Line (dBuV/m)	Over Limit (dB)	Polarization
2390.00	37.33	27.59	5.38	30.18	40.12	54.00	-13.88	Horizontal
2400.00	45.25	27.58	5.39	30.18	48.04	54.00	-5.96	Horizontal
2390.00	38.87	27.59	5.38	30.18	41.66	54.00	-12.34	Vertical
2400.00	46.11	27.58	5.39	30.18	48.90	54.00	-5.10	Vertical

Test mode:	802.11n(H20)	Test channel:	Highest
------------	--------------	---------------	---------

Peak value:

Frequency (MHz)	Read Level (dBuV)	Antenna Factor (dB/m)	Cable Loss (dB)	Preamplifier Factor (dB)	Level (dBuV/m)	Limit Line (dBuV/m)	Over Limit (dB)	Polarization
2483.50	48.73	27.53	5.47	29.93	51.80	74.00	-22.20	Horizontal
2500.00	45.67	27.55	5.49	29.93	48.78	74.00	-25.22	Horizontal
2483.50	50.28	27.53	5.47	29.93	53.35	74.00	-20.65	Vertical
2500.00	47.53	27.55	5.49	29.93	50.64	74.00	-23.36	Vertical

Average value:

Frequency (MHz)	Read Level (dBuV)	Antenna Factor (dB/m)	Cable Loss (dB)	Preamplifier Factor (dB)	Level (dBuV/m)	Limit Line (dBuV/m)	Over Limit (dB)	Polarization
2483.50	37.17	27.53	5.47	29.93	40.24	54.00	-13.76	Horizontal
2500.00	33.93	27.55	5.49	29.93	37.04	54.00	-16.96	Horizontal
2483.50	38.80	27.53	5.47	29.93	41.87	54.00	-12.13	Vertical
2500.00	35.68	27.55	5.49	29.93	38.79	54.00	-15.21	Vertical

Remark:

1. Final Level = Receiver Read level + Antenna Factor + Cable Loss – Preamplifier Factor
2. The emission levels of other frequencies are very lower than the limit and not show in test report.

"This document is issued by the Company subject to its General Conditions of Service printed overleaf, available on request or accessible at <http://www.ebotech.cn> and, for electronic format documents, subject to Terms and Conditions for Electronic Documents at <http://www.ebotech.cn>. Attention is drawn to the limitation of liability, indemnification and jurisdiction issues defined therein. Any holder of this document is advised that information contained hereon reflects the Company's findings at the time of its intervention only and within the limits of Client's instructions, if any. The Company's sole responsibility is to its Client and this document does not exonerate parties to a transaction from exercising all their rights and obligations under the transaction documents. This document cannot be reproduced except in full, without prior written approval of the Company. Any unauthorized alteration, forgery or falsification of the content or appearance of this document is unlawful and offenders may be prosecuted to the fullest extent of the law. Unless otherwise stated the results shown in this test report refer only to the sample(s) tested and such sample(s) are retained for 90 days only."



Shenzhen EBO Technology Co., Ltd.

Report No.: FCC14-RTE052601
Page 37 of 73

Test mode:	802.11n(H40)	Test channel:	Lowest
------------	--------------	---------------	--------

Peak value:

Frequency (MHz)	Read Level (dBuV)	Antenna Factor (dB/m)	Cable Loss (dB)	Preamplifier Factor (dB)	Level (dBuV/m)	Limit Line (dBuV/m)	Over Limit (dB)	Polarization
2390.00	48.01	27.59	5.38	30.18	50.80	74.00	-23.20	Horizontal
2400.00	55.67	27.58	5.39	30.18	58.46	74.00	-15.54	Horizontal
2390.00	49.41	27.59	5.38	30.18	52.20	74.00	-21.80	Vertical
2400.00	56.38	27.58	5.39	30.18	59.17	74.00	-14.83	Vertical

Average value:

Frequency (MHz)	Read Level (dBuV)	Antenna Factor (dB/m)	Cable Loss (dB)	Preamplifier Factor (dB)	Level (dBuV/m)	Limit Line (dBuV/m)	Over Limit (dB)	Polarization
2390.00	35.93	27.59	5.38	30.18	38.72	54.00	-15.28	Horizontal
2400.00	43.79	27.58	5.39	30.18	46.58	54.00	-7.42	Horizontal
2390.00	37.43	27.59	5.38	30.18	40.22	54.00	-13.78	Vertical
2400.00	44.60	27.58	5.39	30.18	47.39	54.00	-6.61	Vertical

Test mode:	802.11n(H40)	Test channel:	Highest
------------	--------------	---------------	---------

Peak value:

Frequency (MHz)	Read Level (dBuV)	Antenna Factor (dB/m)	Cable Loss (dB)	Preamplifier Factor (dB)	Level (dBuV/m)	Limit Line (dBuV/m)	Over Limit (dB)	Polarization
2483.50	46.94	27.53	5.47	29.93	50.01	74.00	-23.99	Horizontal
2500.00	44.05	27.55	5.49	29.93	47.16	74.00	-26.84	Horizontal
2483.50	48.37	27.53	5.47	29.93	51.44	74.00	-22.56	Vertical
2500.00	45.80	27.55	5.49	29.93	48.91	74.00	-25.09	Vertical

Average value:

Frequency (MHz)	Read Level (dBuV)	Antenna Factor (dB/m)	Cable Loss (dB)	Preamplifier Factor (dB)	Level (dBuV/m)	Limit Line (dBuV/m)	Over Limit (dB)	Polarization
2483.50	35.68	27.53	5.47	29.93	38.75	54.00	-15.25	Horizontal
2500.00	32.55	27.55	5.49	29.93	35.66	54.00	-18.34	Horizontal
2483.50	37.27	27.53	5.47	29.93	40.34	54.00	-13.66	Vertical
2500.00	34.28	27.55	5.49	29.93	37.39	54.00	-16.61	Vertical

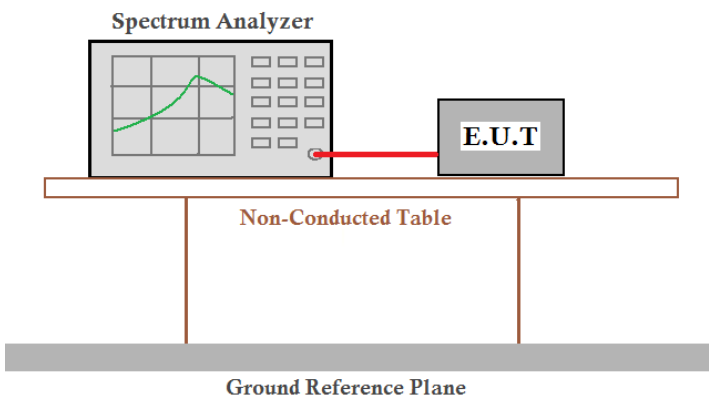
Remark:

1. Final Level = Receiver Read level + Antenna Factor + Cable Loss – Preamplifier Factor
2. The emission levels of other frequencies are very lower than the limit and not show in test report.

"This document is issued by the Company subject to its General Conditions of Service printed overleaf, available on request or accessible at <http://www.ebotech.cn> and, for electronic format documents, subject to Terms and Conditions for Electronic Documents at <http://www.ebotech.cn>. Attention is drawn to the limitation of liability, indemnification and jurisdiction issues defined therein. Any holder of this document is advised that information contained hereon reflects the Company's findings at the time of its intervention only and within the limits of Client's instructions, if any. The Company's sole responsibility is to its Client and this document does not exonerate parties to a transaction from exercising all their rights and obligations under the transaction documents. This document cannot be reproduced except in full, without prior written approval of the Company. Any unauthorized alteration, forgery or falsification of the content or appearance of this document is unlawful and offenders may be prosecuted to the fullest extent of the law. Unless otherwise stated the results shown in this test report refer only to the sample(s) tested and such sample(s) are retained for 90 days only."

7.7 Spurious Emission

7.7.1 Conducted Emission Method

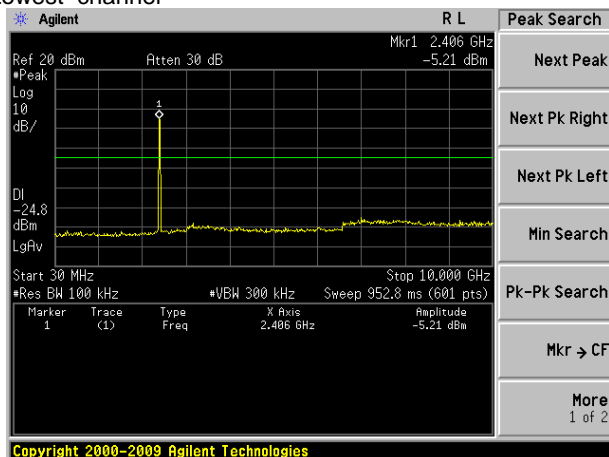
Test Requirement:	FCC Part15 C Section 15.247 (d)
Test Method:	ANSI C63.4:2003 and KDB558074 D01 DTS Meas Guidance V03
Limit:	In any 100 kHz bandwidth outside the frequency band in which the spread spectrum intentional radiator is operating, the radio frequency power that is produced by the intentional radiator shall be at least 20 dB below that in the 100 kHz bandwidth within the band that contains the highest level of the desired power, based on either an RF conducted or a radiated measurement.
Test setup:	 <p>The diagram illustrates the test setup. A Spectrum Analyzer is connected to an E.U.T (Equipment Under Test) via a red cable. Both the Spectrum Analyzer and the E.U.T are placed on a Non-Conducted Table. The table is supported by a Ground Reference Plane.</p>
Test Instruments:	Refer to section 5.8 for details
Test mode:	Refer to section 5.3 for details
Test results:	Pass

Test plot as follows:

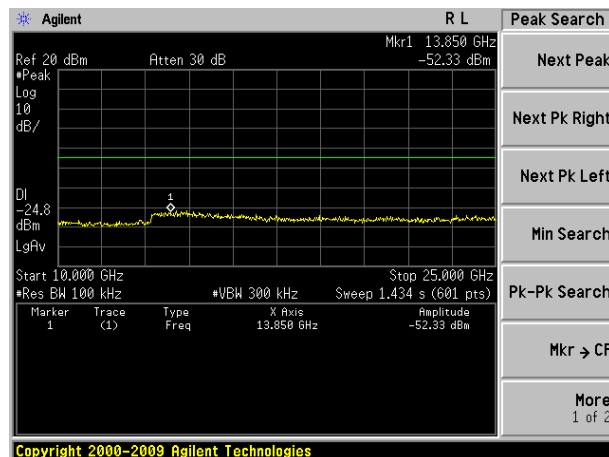


Test mode:	802.11b
------------	---------

Lowest channel

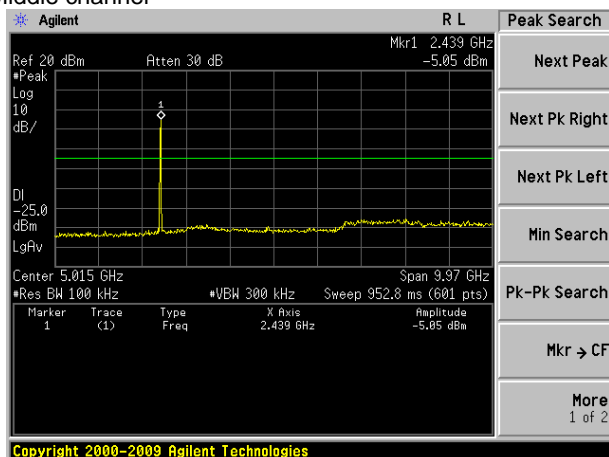


30MHz~10GHz

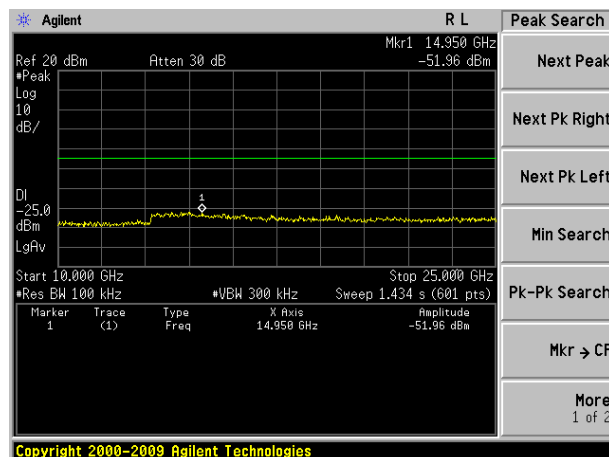


10GHz~25GHz

Middle channel



30MHz~10GHz

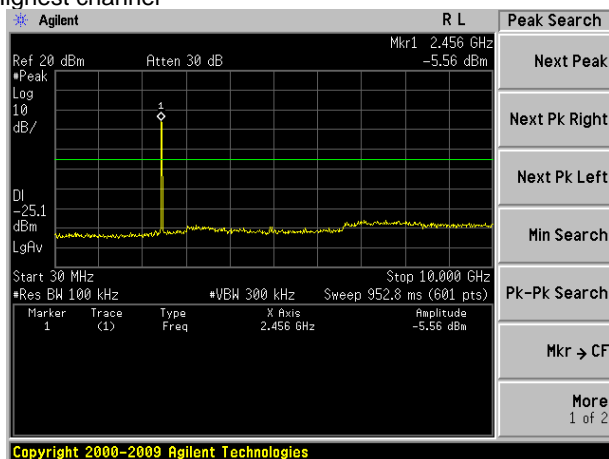


10GHz~25GHz

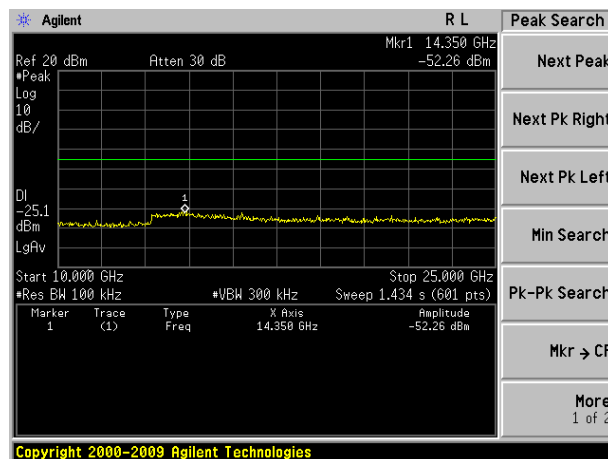
"This document is issued by the Company subject to its General Conditions of Service printed overleaf, available on request or accessible at <http://www.ebotech.cn> and, for electronic format documents, subject to Terms and Conditions for Electronic Documents at <http://www.ebotech.cn>. Attention is drawn to the limitation of liability, indemnification and jurisdiction issues defined therein. Any holder of this document is advised that information contained hereon reflects the Company's findings at the time of its intervention only and within the limits of Client's instructions, if any. The Company's sole responsibility is to its Client and this document does not exonerate parties to a transaction from exercising all their rights and obligations under the transaction documents. This document cannot be reproduced except in full, without prior written approval of the Company. Any unauthorized alteration, forgery or falsification of the content or appearance of this document is unlawful and offenders may be prosecuted to the fullest extent of the law. Unless otherwise stated the results shown in this test report refer only to the sample(s) tested and such sample(s) are retained for 90 days only."



Highest channel



30MHz~10GHz

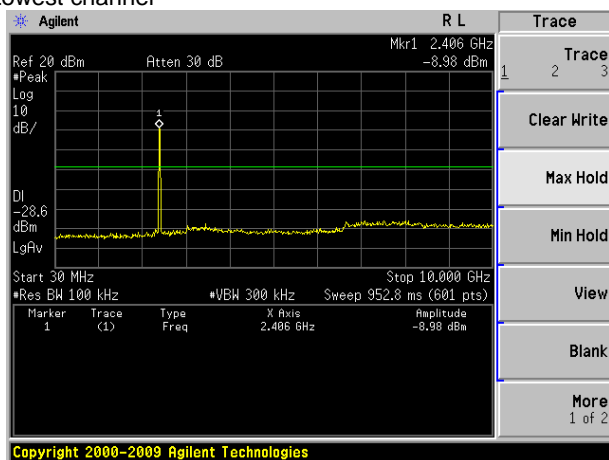


10GHz~25GHz

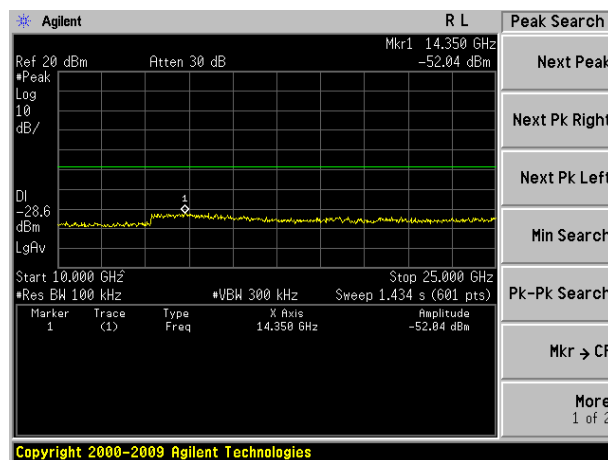
Test mode:

802.11g

Lowest channel



30MHz~10GHz

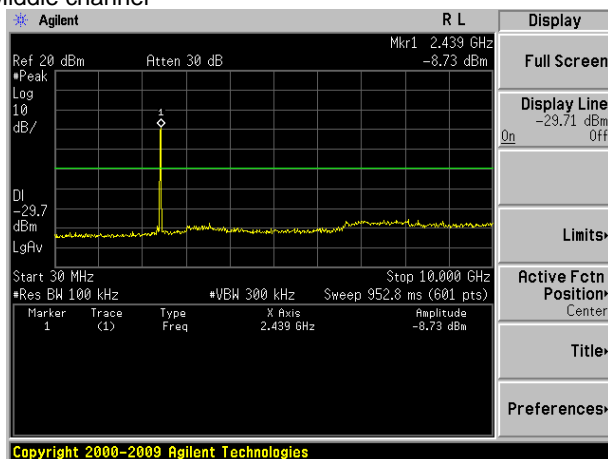


10GHz~25GHz

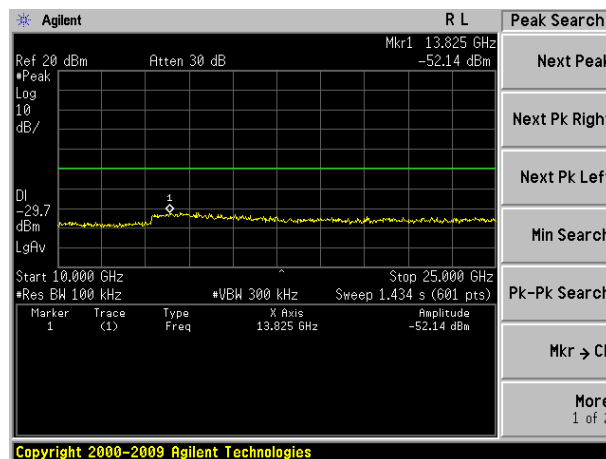
"This document is issued by the Company subject to its General Conditions of Service printed overleaf, available on request or accessible at <http://www.ebotech.cn> and, for electronic format documents, subject to Terms and Conditions for Electronic Documents at <http://www.ebotech.cn>. Attention is drawn to the limitation of liability, indemnification and jurisdiction issues defined therein. Any holder of this document is advised that information contained hereon reflects the Company's findings at the time of its intervention only and within the limits of Client's instructions, if any. The Company's sole responsibility is to its Client and this document does not exonerate parties to a transaction from exercising all their rights and obligations under the transaction documents. This document cannot be reproduced except in full, without prior written approval of the Company. Any unauthorized alteration, forgery or falsification of the content or appearance of this document is unlawful and offenders may be prosecuted to the fullest extent of the law. Unless otherwise stated the results shown in this test report refer only to the sample(s) tested and such sample(s) are retained for 90 days only."



Middle channel

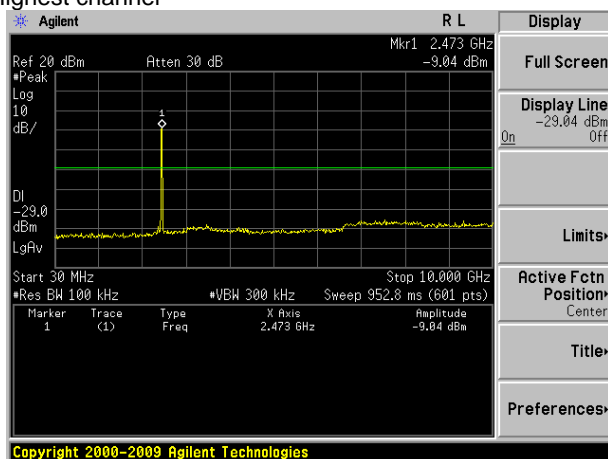


30MHz~10GHz

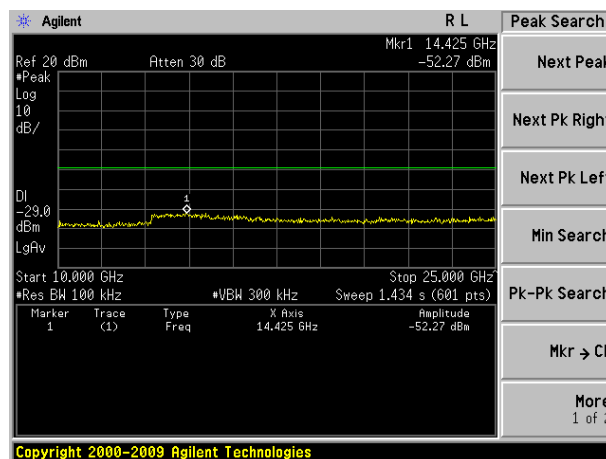


10GHz~25GHz

Highest channel



30MHz~10GHz

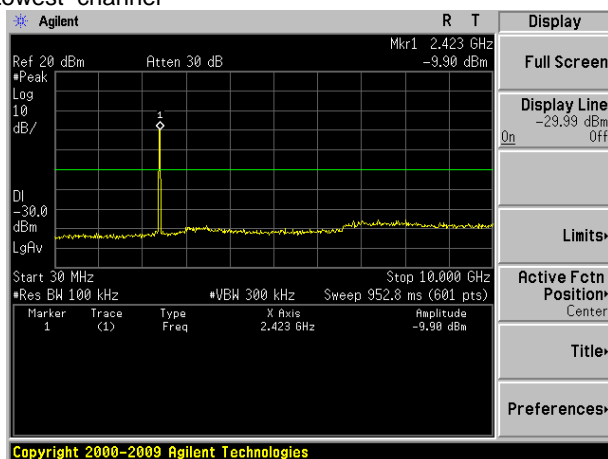


10GHz~25GHz

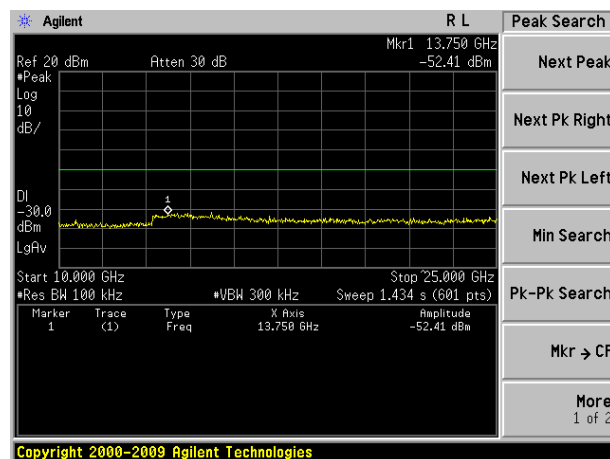


Test mode:	802.11n(H20)
------------	--------------

Lowest channel

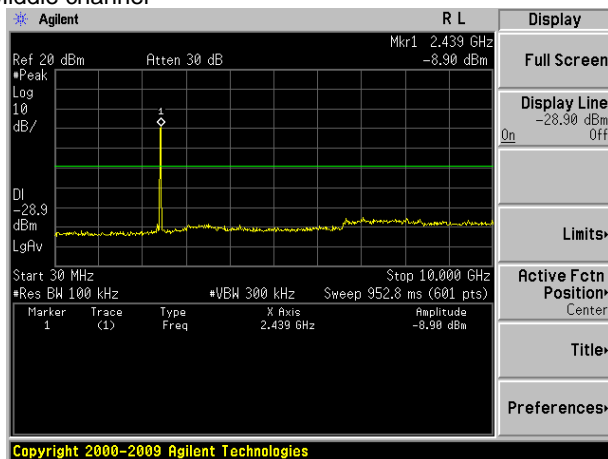


30MHz~10GHz

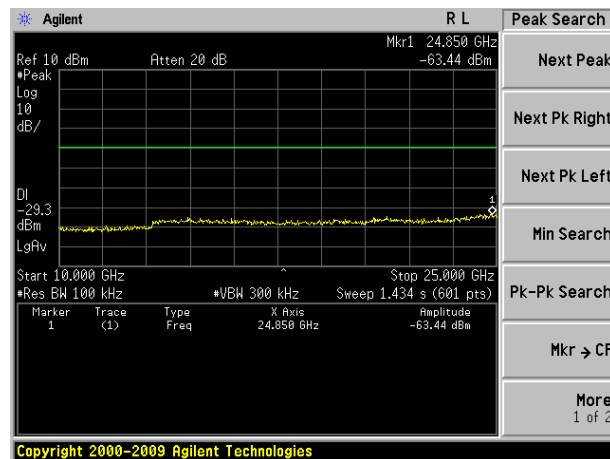


10GHz~25GHz

Middle channel



30MHz~10GHz

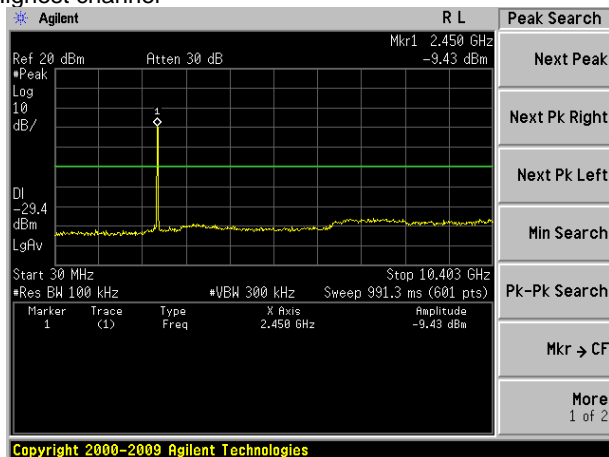


10GHz~25GHz

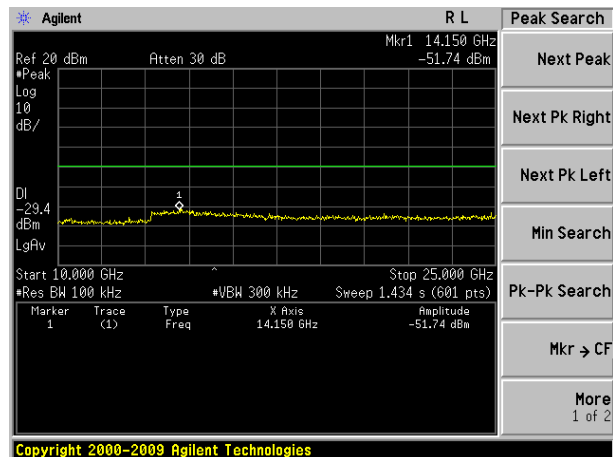
"This document is issued by the Company subject to its General Conditions of Service printed overleaf, available on request or accessible at <http://www.ebotech.cn> and, for electronic format documents, subject to Terms and Conditions for Electronic Documents at <http://www.ebotech.cn>. Attention is drawn to the limitation of liability, indemnification and jurisdiction issues defined therein. Any holder of this document is advised that information contained hereon reflects the Company's findings at the time of its intervention only and within the limits of Client's instructions, if any. The Company's sole responsibility is to its Client and this document does not exonerate parties to a transaction from exercising all their rights and obligations under the transaction documents. This document cannot be reproduced except in full, without prior written approval of the Company. Any unauthorized alteration, forgery or falsification of the content or appearance of this document is unlawful and offenders may be prosecuted to the fullest extent of the law. Unless otherwise stated the results shown in this test report refer only to the sample(s) tested and such sample(s) are retained for 90 days only."



Highest channel



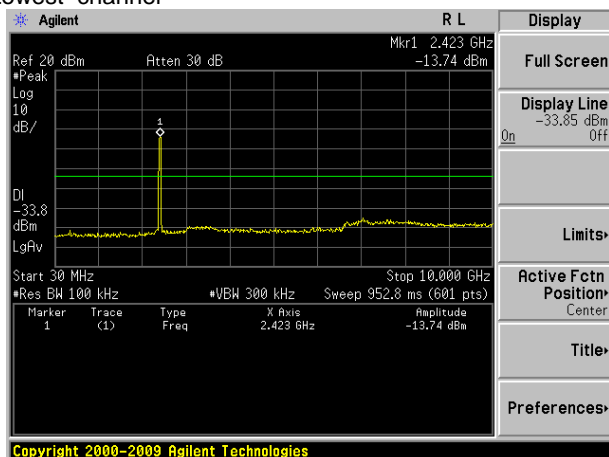
30MHz~10GHz



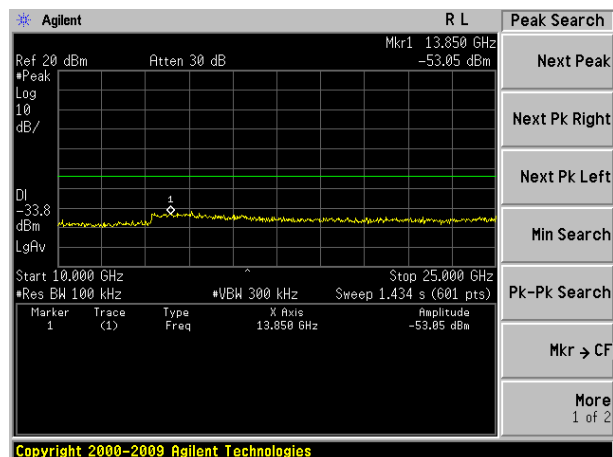
10GHz~25GHz

Test mode:	802.11n(H40)
------------	--------------

Lowest channel



30MHz~10GHz

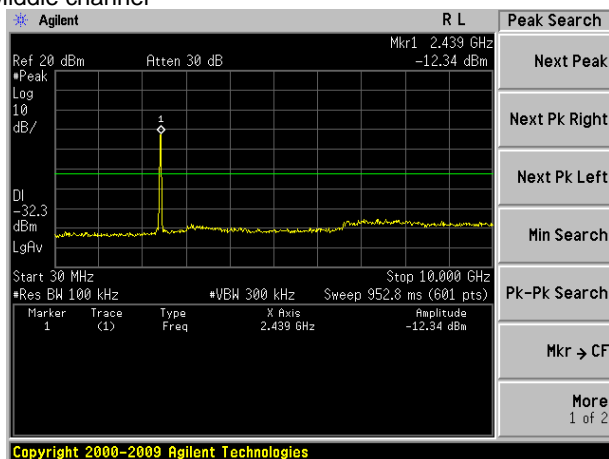


10GHz~25GHz

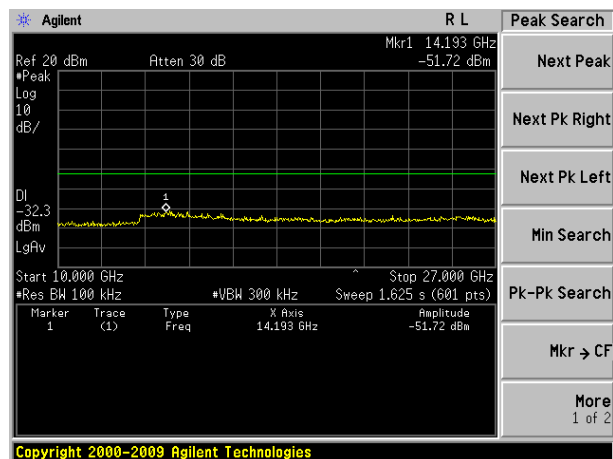
"This document is issued by the Company subject to its General Conditions of Service printed overleaf, available on request or accessible at <http://www.ebotech.cn> and, for electronic format documents, subject to Terms and Conditions for Electronic Documents at <http://www.ebotech.cn>. Attention is drawn to the limitation of liability, indemnification and jurisdiction issues defined therein. Any holder of this document is advised that information contained hereon reflects the Company's findings at the time of its intervention only and within the limits of Client's instructions, if any. The Company's sole responsibility is to its Client and this document does not exonerate parties to a transaction from exercising all their rights and obligations under the transaction documents. This document cannot be reproduced except in full, without prior written approval of the Company. Any unauthorized alteration, forgery or falsification of the content or appearance of this document is unlawful and offenders may be prosecuted to the fullest extent of the law. Unless otherwise stated the results shown in this test report refer only to the sample(s) tested and such sample(s) are retained for 90 days only."



Middle channel

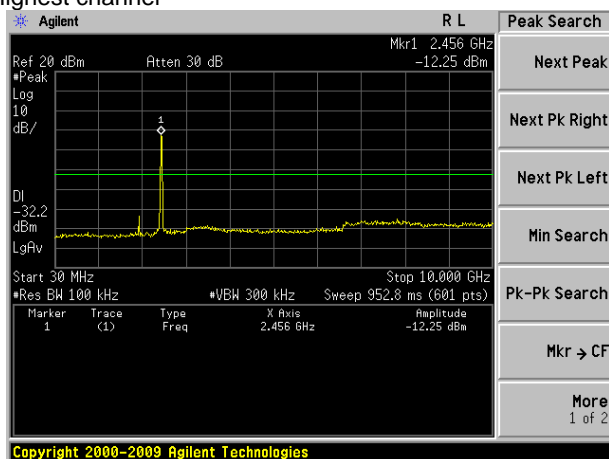


30MHz~10GHz

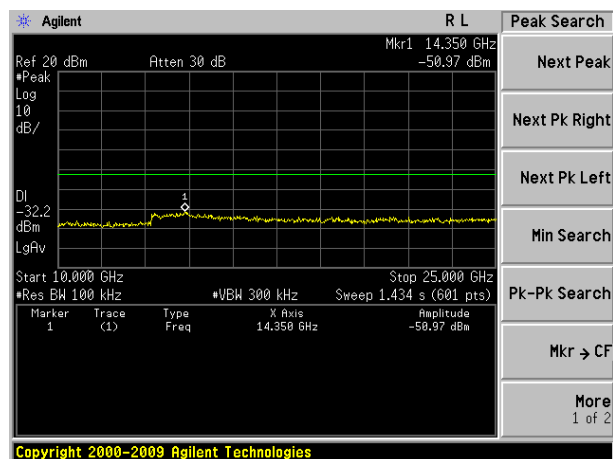


10GHz~25GHz

Highest channel

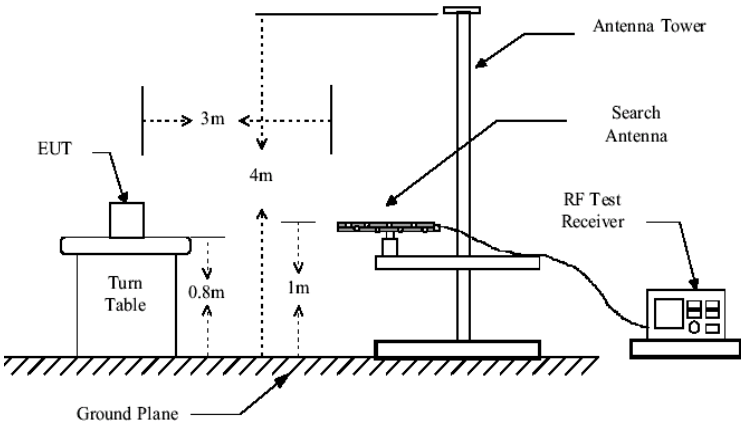


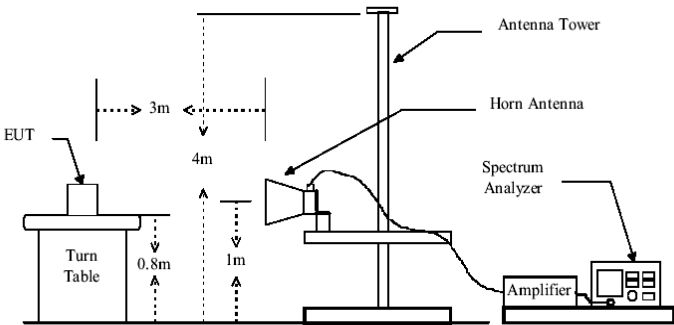
30MHz~10GHz



10GHz~25GHz

7.7.2 Radiated Emission Method

Test Requirement:	FCC Part15 C Section 15.209				
Test Method:	ANSI C63.4: 2003				
Test Frequency Range:	30MHz to 25GHz				
Test site:	Measurement Distance: 3m				
Receiver setup:	Frequency	Detector	RBW	VBW	Remark
	30MHz-1GHz	Quasi-peak	120KHz	300KHz	Quasi-peak Value
	Above 1GHz	Peak	1MHz	3MHz	Peak Value
		Peak	1MHz	10Hz	Average Value
Limit:	Frequency		Limit (dBuV/m @3m)		Remark
	30MHz-88MHz		40.0		Quasi-peak Value
	88MHz-216MHz		43.5		Quasi-peak Value
	216MHz-960MHz		46.0		Quasi-peak Value
	960MHz-1GHz		54.0		Quasi-peak Value
	Above 1GHz		54.0		Average Value
			74.0		Peak Value
Test setup:	Below 1GHz				
	<div></div>				
Test setup:	Above 1GHz				

	
<p>Test Procedure:</p>	<ol style="list-style-type: none"> 1. The EUT was placed on the top of a rotating table 0.8 meters above the ground at a 3 meter camber. The table was rotated 360 degrees to determine the position of the highest radiation. 2. The EUT was set 3 meters away from the interference-receiving antenna, which was mounted on the top of a variable-height antenna tower. 3. The antenna height is varied from one meter to four meters above the ground to determine the maximum value of the field strength. Both horizontal and vertical polarizations of the antenna are set to make the measurement. 4. For each suspected emission, the EUT was arranged to its worst case and then the antenna was tuned to heights from 1 meter to 4 meters and the rota table was turned from 0 degrees to 360 degrees to find the maximum reading. 5. The test-receiver system was set to Peak Detect Function and Specified Bandwidth with Maximum Hold Mode. 6. If the emission level of the EUT in peak mode was 10dB lower than the limit specified, then testing could be stopped and the peak values of the EUT would be reported. Otherwise the emissions that did not have 10dB margin would be re-tested one by one using peak, quasi-peak or average method as specified and then reported in a data sheet.
<p>Test Instruments:</p>	<p>Refer to section 5.8 for details</p>
<p>Test mode:</p>	<p>Refer to section 5.3 for details</p>
<p>Test results:</p>	<p>Pass</p>

Remark:

Pre-scan all kind of the place mode (X-axis, Y-axis, Z-axis), and found the Y-axis which it is worse case.



■ Below 1GHz

Frequency (MHz)	Read Level (dBuV)	Antenna Factor (dB/m)	Cable Loss (dB)	Preamplifier Factor (dB)	Level (dBuV/m)	Limit Line (dBuV/m)	Over Limit (dB)	polarization
33.21	43.00	14.31	0.59	32.06	25.84	40.00	-14.16	Vertical
46.50	38.88	15.46	0.74	31.99	23.09	40.00	-16.91	Vertical
95.76	41.88	14.90	1.16	31.74	26.20	43.50	-17.30	Vertical
300.37	52.20	15.06	2.36	32.17	37.45	46.00	-8.55	Vertical
495.93	46.76	18.52	3.29	31.58	36.99	46.00	-9.01	Vertical
545.18	48.85	19.46	3.50	31.32	40.49	46.00	-5.51	Vertical
66.50	45.34	12.02	0.91	31.90	26.37	40.00	-13.63	Horizontal
148.44	47.81	10.25	1.56	31.98	27.64	43.50	-15.86	Horizontal
300.37	60.70	15.06	2.36	32.17	45.95	46.00	-0.05	Horizontal
495.93	49.84	18.52	3.29	31.58	40.07	46.00	-5.93	Horizontal
545.18	46.68	19.46	3.50	31.32	38.32	46.00	-7.68	Horizontal
742.26	44.08	21.34	4.24	31.25	38.41	46.00	-7.59	Horizontal

"This document is issued by the Company subject to its General Conditions of Service printed overleaf, available on request or accessible at <http://www.eботek.cn> and, for electronic format documents, subject to Terms and Conditions for Electronic Documents at <http://www.eботek.cn>. Attention is drawn to the limitation of liability, indemnification and jurisdiction issues defined therein. Any holder of this document is advised that information contained hereon reflects the Company's findings at the time of its intervention only and within the limits of Client's instructions, if any. The Company's sole responsibility is to its Client and this document does not exonerate parties to a transaction from exercising all their rights and obligations under the transaction documents. This document cannot be reproduced except in full, without prior written approval of the Company. Any unauthorized alteration, forgery or falsification of the content or appearance of this document is unlawful and offenders may be prosecuted to the fullest extent of the law. Unless otherwise stated the results shown in this test report refer only to the sample(s) tested and such sample(s) are retained for 90 days only."



■ Above 1GHz

Test mode:	802.11b	Test channel:	Lowest
------------	---------	---------------	--------

Peak value:

Frequency (MHz)	Read Level (dBuV)	Antenna Factor (dB/m)	Cable Loss (dB)	Preamplifier Factor (dB)	Level (dBuV/m)	Limit Line (dBuV/m)	Over Limit (dB)	polarization
4824.00	34.27	31.79	8.62	32.10	42.58	74.00	-31.42	Vertical
7236.00	29.92	36.19	11.68	31.97	45.82	74.00	-28.18	Vertical
9648.00	31.11	38.07	14.16	31.56	51.78	74.00	-22.22	Vertical
4824.00	34.12	31.79	8.62	32.10	42.43	74.00	-31.57	Horizontal
7236.00	30.00	36.19	11.68	31.97	45.90	74.00	-28.10	Horizontal
9648.00	30.78	38.07	14.16	31.56	51.45	74.00	-22.55	Horizontal

Average value:

Frequency (MHz)	Read Level (dBuV)	Antenna Factor (dB/m)	Cable Loss (dB)	Preamplifier Factor (dB)	Level (dBuV/m)	Limit Line (dBuV/m)	Over Limit (dB)	polarization
4824.00	24.36	31.79	8.62	32.10	32.67	54.00	-21.33	Vertical
7236.00	19.53	36.19	11.68	31.97	35.43	54.00	-18.57	Vertical
9648.00	20.33	38.07	14.16	31.56	41.00	54.00	-13.00	Vertical
4824.00	24.09	31.79	8.62	32.10	32.40	54.00	-21.60	Horizontal
7236.00	19.34	36.19	11.68	31.97	35.24	54.00	-18.76	Horizontal
9648.00	19.46	38.07	14.16	31.56	40.13	54.00	-13.87	Horizontal

Remark:

1. *Final Level = Receiver Read level + Antenna Factor + Cable Loss – Preamplifier Factor*



Test mode:	802.11b	Test channel:	Middle
------------	---------	---------------	--------

Peak value:

Frequency (MHz)	Read Level (dBuV)	Antenna Factor (dB/m)	Cable Loss (dB)	Preamp Factor (dB)	Level (dBuV/m)	Limit Line (dBuV/m)	Over Limit (dB)	polarization
4874.00	34.03	31.85	8.66	32.12	42.42	74.00	-31.58	Vertical
7311.00	30.40	36.37	11.71	31.91	46.57	74.00	-27.43	Vertical
9748.00	30.54	38.27	14.25	31.56	51.50	74.00	-22.50	Vertical
4874.00	35.12	31.85	8.66	32.12	43.51	74.00	-30.49	Horizontal
7311.00	29.35	36.37	11.71	31.91	45.52	74.00	-28.48	Horizontal
9748.00	30.56	38.27	14.25	31.56	51.52	74.00	-22.48	Horizontal

Average value:

Frequency (MHz)	Read Level (dBuV)	Antenna Factor (dB/m)	Cable Loss (dB)	Preamp Factor (dB)	Level (dBuV/m)	Limit Line (dBuV/m)	Over Limit (dB)	polarization
4874.00	25.19	31.85	8.66	32.12	33.58	54.00	-20.42	Vertical
7311.00	18.80	36.37	11.71	31.91	34.97	54.00	-19.03	Vertical
9748.00	19.86	38.27	14.25	31.56	40.82	54.00	-13.18	Vertical
4874.00	25.43	31.85	8.66	32.12	33.82	54.00	-20.18	Horizontal
7311.00	18.50	36.37	11.71	31.91	34.67	54.00	-19.33	Horizontal
9748.00	20.34	38.27	14.25	31.56	41.30	54.00	-12.70	Horizontal

Remark:

1. *Final Level = Receiver Read level + Antenna Factor + Cable Loss – Preamplifier Factor*



Shenzhen EBO Technology Co., Ltd.

Report No.: FCC14-RTE052601
Page 50 of 73

Test mode:	802.11b	Test channel:	Highest
------------	---------	---------------	---------

Peak value:

Frequency (MHz)	Read Level (dBuV)	Antenna Factor (dB/m)	Cable Loss (dB)	Preamp Factor (dB)	Level (dBuV/m)	Limit Line (dBuV/m)	Over Limit (dB)	polarization
4924.00	39.33	31.90	8.70	32.15	47.78	74.00	-26.22	Vertical
7386.00	31.87	36.49	11.76	31.83	48.29	74.00	-25.71	Vertical
9848.00	35.14	38.62	14.31	31.77	56.30	74.00	-17.70	Vertical
4924.00	39.68	31.90	8.70	32.15	48.13	74.00	-25.87	Horizontal
7386.00	31.31	36.49	11.76	31.83	47.73	74.00	-26.27	Horizontal
9848.00	31.55	38.62	14.31	31.77	52.71	74.00	-21.29	Horizontal

Average value:

Frequency (MHz)	Read Level (dBuV)	Antenna Factor (dB/m)	Cable Loss (dB)	Preamp Factor (dB)	Level (dBuV/m)	Limit Line (dBuV/m)	Over Limit (dB)	polarization
4924.00	30.77	31.90	8.70	32.15	39.22	54.00	-14.78	Vertical
7386.00	21.94	36.49	11.76	31.83	38.36	54.00	-15.64	Vertical
9848.00	23.77	38.62	14.31	31.77	44.93	54.00	-9.07	Vertical
4924.00	30.39	31.90	8.70	32.15	38.84	54.00	-15.16	Horizontal
7386.00	20.81	36.49	11.76	31.83	37.23	54.00	-16.77	Horizontal
9848.00	20.91	38.62	14.31	31.77	42.07	54.00	-11.93	Horizontal

Remark:

1. *Final Level = Receiver Read level + Antenna Factor + Cable Loss – Preamplifier Factor*

"This document is issued by the Company subject to its General Conditions of Service printed overleaf, available on request or accessible at <http://www.ebotek.cn> and, for electronic format documents, subject to Terms and Conditions for Electronic Documents at <http://www.ebotek.cn>. Attention is drawn to the limitation of liability, indemnification and jurisdiction issues defined therein. Any holder of this document is advised that information contained hereon reflects the Company's findings at the time of its intervention only and within the limits of Client's instructions, if any. The Company's sole responsibility is to its Client and this document does not exonerate parties to a transaction from exercising all their rights and obligations under the transaction documents. This document cannot be reproduced except in full, without prior written approval of the Company. Any unauthorized alteration, forgery or falsification of the content or appearance of this document is unlawful and offenders may be prosecuted to the fullest extent of the law. Unless otherwise stated the results shown in this test report refer only to the sample(s) tested and such sample(s) are retained for 90 days only."



Shenzhen EBO Technology Co., Ltd.

Report No.: FCC14-RTE052601
Page 51 of 73

Test mode:	802.11g	Test channel:	lowest
------------	---------	---------------	--------

Peak value:

Frequency (MHz)	Read Level (dBuV)	Antenna Factor (dB/m)	Cable Loss (dB)	Preamplifier Factor (dB)	Level (dBuV/m)	Limit Line (dBuV/m)	Over Limit (dB)	polarization
4824.00	34.28	31.79	8.62	32.10	42.59	74.00	-31.41	Vertical
7236.00	28.35	36.19	11.68	31.97	44.25	74.00	-29.75	Vertical
9648.00	28.76	38.07	14.16	31.56	49.43	74.00	-24.57	Vertical
4824.00	33.45	31.79	8.62	32.10	41.76	74.00	-32.24	Horizontal
7236.00	28.07	36.19	11.68	31.97	43.97	74.00	-30.03	Horizontal
9648.00	28.28	38.07	14.16	31.56	48.95	74.00	-25.05	Horizontal

Average value:

Frequency (MHz)	Read Level (dBuV)	Antenna Factor (dB/m)	Cable Loss (dB)	Preamplifier Factor (dB)	Level (dBuV/m)	Limit Line (dBuV/m)	Over Limit (dB)	polarization
4824.00	24.03	31.79	8.62	32.10	32.34	54.00	-21.66	Vertical
7236.00	17.86	36.19	11.68	31.97	33.76	54.00	-20.24	Vertical
9648.00	17.90	38.07	14.16	31.56	38.57	54.00	-15.43	Vertical
4824.00	23.20	31.79	8.62	32.10	31.51	54.00	-22.49	Horizontal
7236.00	17.35	36.19	11.68	31.97	33.25	54.00	-20.75	Horizontal
9648.00	16.89	38.07	14.16	31.56	37.56	54.00	-16.44	Horizontal

Remark:

1. *Final Level = Receiver Read level + Antenna Factor + Cable Loss – Preamplifier Factor*

"This document is issued by the Company subject to its General Conditions of Service printed overleaf, available on request or accessible at <http://www.ebotech.cn> and, for electronic format documents, subject to Terms and Conditions for Electronic Documents at <http://www.ebotech.cn>. Attention is drawn to the limitation of liability, indemnification and jurisdiction issues defined therein. Any holder of this document is advised that information contained hereon reflects the Company's findings at the time of its intervention only and within the limits of Client's instructions, if any. The Company's sole responsibility is to its Client and this document does not exonerate parties to a transaction from exercising all their rights and obligations under the transaction documents. This document cannot be reproduced except in full, without prior written approval of the Company. Any unauthorized alteration, forgery or falsification of the content or appearance of this document is unlawful and offenders may be prosecuted to the fullest extent of the law. Unless otherwise stated the results shown in this test report refer only to the sample(s) tested and such sample(s) are retained for 90 days only."



Shenzhen EBO Technology Co., Ltd.

Report No.: FCC14-RTE052601
Page 52 of 73

Test mode:	802.11g	Test channel:	Middle
------------	---------	---------------	--------

Peak value:

Frequency (MHz)	Read Level (dBuV)	Antenna Factor (dB/m)	Cable Loss (dB)	Preamplifier Factor (dB)	Level (dBuV/m)	Limit Line (dBuV/m)	Over Limit (dB)	polarization
4874.00	34.04	31.85	8.66	32.12	42.43	74.00	-31.57	Vertical
7311.00	29.09	36.37	11.71	31.91	45.26	74.00	-28.74	Vertical
9748.00	28.59	38.27	14.25	31.56	49.55	74.00	-24.45	Vertical
4874.00	34.57	31.85	8.66	32.12	42.96	74.00	-31.04	Horizontal
7311.00	27.76	36.37	11.71	31.91	43.93	74.00	-30.07	Horizontal
9748.00	28.49	38.27	14.25	31.56	49.45	74.00	-24.55	Horizontal

Average value:

Frequency (MHz)	Read Level (dBuV)	Antenna Factor (dB/m)	Cable Loss (dB)	Preamplifier Factor (dB)	Level (dBuV/m)	Limit Line (dBuV/m)	Over Limit (dB)	polarization
4874.00	24.92	31.85	8.66	32.12	33.31	54.00	-20.69	Vertical
7311.00	17.42	36.37	11.71	31.91	33.59	54.00	-20.41	Vertical
9748.00	17.85	38.27	14.25	31.56	38.81	54.00	-15.19	Vertical
4874.00	24.69	31.85	8.66	32.12	33.08	54.00	-20.92	Horizontal
7311.00	16.85	36.37	11.71	31.91	33.02	54.00	-20.98	Horizontal
9748.00	18.21	38.27	14.25	31.56	39.17	54.00	-14.83	Horizontal

Remark:

1. *Final Level = Receiver Read level + Antenna Factor + Cable Loss – Preamplifier Factor*

"This document is issued by the Company subject to its General Conditions of Service printed overleaf, available on request or accessible at <http://www.ebotech.cn> and, for electronic format documents, subject to Terms and Conditions for Electronic Documents at <http://www.ebotech.cn>. Attention is drawn to the limitation of liability, indemnification and jurisdiction issues defined therein. Any holder of this document is advised that information contained hereon reflects the Company's findings at the time of its intervention only and within the limits of Client's instructions, if any. The Company's sole responsibility is to its Client and this document does not exonerate parties to a transaction from exercising all their rights and obligations under the transaction documents. This document cannot be reproduced except in full, without prior written approval of the Company. Any unauthorized alteration, forgery or falsification of the content or appearance of this document is unlawful and offenders may be prosecuted to the fullest extent of the law. Unless otherwise stated the results shown in this test report refer only to the sample(s) tested and such sample(s) are retained for 90 days only."



Shenzhen EBO Technology Co., Ltd.

Report No.: FCC14-RTE052601
Page 53 of 73

Test mode:	802.11g	Test channel:	Highest
------------	---------	---------------	---------

Peak value:

Frequency (MHz)	Read Level (dBuV)	Antenna Factor (dB/m)	Cable Loss (dB)	Preamp Factor (dB)	Level (dBuV/m)	Limit Line (dBuV/m)	Over Limit (dB)	polarization
4924.00	39.34	31.90	8.70	32.15	47.79	74.00	-26.21	Vertical
7386.00	29.63	36.49	11.76	31.83	46.05	74.00	-27.95	Vertical
9848.00	31.79	38.62	14.31	31.77	52.95	74.00	-21.05	Vertical
4924.00	38.73	31.90	8.70	32.15	47.18	74.00	-26.82	Horizontal
7386.00	28.57	36.49	11.76	31.83	44.99	74.00	-29.01	Horizontal
9848.00	27.97	38.62	14.31	31.77	49.13	74.00	-24.87	Horizontal

Average value:

Frequency (MHz)	Read Level (dBuV)	Antenna Factor (dB/m)	Cable Loss (dB)	Preamp Factor (dB)	Level (dBuV/m)	Limit Line (dBuV/m)	Over Limit (dB)	polarization
4924.00	30.30	31.90	8.70	32.15	38.75	54.00	-15.25	Vertical
7386.00	19.55	36.49	11.76	31.83	35.97	54.00	-18.03	Vertical
9848.00	20.30	38.62	14.31	31.77	41.46	54.00	-12.54	Vertical
4924.00	29.12	31.90	8.70	32.15	37.57	54.00	-16.43	Horizontal
7386.00	17.97	36.49	11.76	31.83	34.39	54.00	-19.61	Horizontal
9848.00	17.24	38.62	14.31	31.77	38.40	54.00	-15.60	Horizontal

Remark:

1. *Final Level = Receiver Read level + Antenna Factor + Cable Loss – Preamplifier Factor*

"This document is issued by the Company subject to its General Conditions of Service printed overleaf, available on request or accessible at <http://www.ebotech.cn> and, for electronic format documents, subject to Terms and Conditions for Electronic Documents at <http://www.ebotech.cn>. Attention is drawn to the limitation of liability, indemnification and jurisdiction issues defined therein. Any holder of this document is advised that information contained hereon reflects the Company's findings at the time of its intervention only and within the limits of Client's instructions, if any. The Company's sole responsibility is to its Client and this document does not exonerate parties to a transaction from exercising all their rights and obligations under the transaction documents. This document cannot be reproduced except in full, without prior written approval of the Company. Any unauthorized alteration, forgery or falsification of the content or appearance of this document is unlawful and offenders may be prosecuted to the fullest extent of the law. Unless otherwise stated the results shown in this test report refer only to the sample(s) tested and such sample(s) are retained for 90 days only."



Test mode:	802.11n(H20)	Test channel:	Lowest
------------	--------------	---------------	--------

Peak value:

Frequency (MHz)	Read Level (dBuV)	Antenna Factor (dB/m)	Cable Loss (dB)	Preamplifier Factor (dB)	Level (dBuV/m)	Limit Line (dBuV/m)	Over Limit (dB)	polarization
4824.00	32.55	31.79	8.62	32.10	40.86	74.00	-33.14	Vertical
7236.00	27.25	36.19	11.68	31.97	43.15	74.00	-30.85	Vertical
9648.00	27.98	38.07	14.16	31.56	48.65	74.00	-25.35	Vertical
4824.00	31.99	31.79	8.62	32.10	40.30	74.00	-33.70	Horizontal
7236.00	27.12	36.19	11.68	31.97	43.02	74.00	-30.98	Horizontal
9648.00	27.56	38.07	14.16	31.56	48.23	74.00	-25.77	Horizontal

Average value:

Frequency (MHz)	Read Level (dBuV)	Antenna Factor (dB/m)	Cable Loss (dB)	Preamplifier Factor (dB)	Level (dBuV/m)	Limit Line (dBuV/m)	Over Limit (dB)	polarization
4824.00	22.44	31.79	8.62	32.10	30.75	54.00	-23.25	Vertical
7236.00	16.80	36.19	11.68	31.97	32.70	54.00	-21.30	Vertical
9648.00	17.15	38.07	14.16	31.56	37.82	54.00	-16.18	Vertical
4824.00	21.83	31.79	8.62	32.10	30.14	54.00	-23.86	Horizontal
7236.00	16.42	36.19	11.68	31.97	32.32	54.00	-21.68	Horizontal
9648.00	16.19	38.07	14.16	31.56	36.86	54.00	-17.14	Horizontal

Remark:

1. *Final Level = Receiver Read level + Antenna Factor + Cable Loss – Preamplifier Factor*



Shenzhen EBO Technology Co., Ltd.

Report No.: FCC14-RTE052601
Page 55 of 73

Test mode:	802.11n(H20)	Test channel:	Middle
------------	--------------	---------------	--------

Peak value:

Frequency (MHz)	Read Level (dBuV)	Antenna Factor (dB/m)	Cable Loss (dB)	Preamplifier Factor (dB)	Level (dBuV/m)	Limit Line (dBuV/m)	Over Limit (dB)	polarization
4874.00	32.61	31.85	8.66	32.12	41.00	74.00	-33.00	Vertical
7311.00	28.19	36.37	11.71	31.91	44.36	74.00	-29.64	Vertical
9748.00	27.94	38.27	14.25	31.56	48.90	74.00	-25.10	Vertical
4874.00	33.36	31.85	8.66	32.12	41.75	74.00	-32.25	Horizontal
7311.00	26.97	36.37	11.71	31.91	43.14	74.00	-30.86	Horizontal
9748.00	27.89	38.27	14.25	31.56	48.85	74.00	-25.15	Horizontal

Average value:

Frequency (MHz)	Read Level (dBuV)	Antenna Factor (dB/m)	Cable Loss (dB)	Preamplifier Factor (dB)	Level (dBuV/m)	Limit Line (dBuV/m)	Over Limit (dB)	polarization
4874.00	23.60	31.85	8.66	32.12	31.99	54.00	-22.01	Vertical
7311.00	16.54	36.37	11.71	31.91	32.71	54.00	-21.29	Vertical
9748.00	17.23	38.27	14.25	31.56	38.19	54.00	-15.81	Vertical
4874.00	23.56	31.85	8.66	32.12	31.95	54.00	-22.05	Horizontal
7311.00	16.08	36.37	11.71	31.91	32.25	54.00	-21.75	Horizontal
9748.00	17.64	38.27	14.25	31.56	38.60	54.00	-15.40	Horizontal

Remark:

1. *Final Level = Receiver Read level + Antenna Factor + Cable Loss – Preamplifier Factor*

"This document is issued by the Company subject to its General Conditions of Service printed overleaf, available on request or accessible at <http://www.ebotek.cn> and, for electronic format documents, subject to Terms and Conditions for Electronic Documents at <http://www.ebotek.cn>. Attention is drawn to the limitation of liability, indemnification and jurisdiction issues defined therein. Any holder of this document is advised that information contained hereon reflects the Company's findings at the time of its intervention only and within the limits of Client's instructions, if any. The Company's sole responsibility is to its Client and this document does not exonerate parties to a transaction from exercising all their rights and obligations under the transaction documents. This document cannot be reproduced except in full, without prior written approval of the Company. Any unauthorized alteration, forgery or falsification of the content or appearance of this document is unlawful and offenders may be prosecuted to the fullest extent of the law. Unless otherwise stated the results shown in this test report refer only to the sample(s) tested and such sample(s) are retained for 90 days only."



Shenzhen EBO Technology Co., Ltd.

Report No.: FCC14-RTE052601
Page 56 of 73

Test mode:	802.11n(H20)	Test channel:	Highest
------------	--------------	---------------	---------

Peak value:

Frequency (MHz)	Read Level (dBuV)	Antenna Factor (dB/m)	Cable Loss (dB)	Preamplifier Factor (dB)	Level (dBuV/m)	Limit Line (dBuV/m)	Over Limit (dB)	polarization
4924.00	36.88	31.90	8.70	32.15	45.33	74.00	-28.67	Vertical
7386.00	28.07	36.49	11.76	31.83	44.49	74.00	-29.51	Vertical
9848.00	30.67	38.62	14.31	31.77	51.83	74.00	-22.17	Vertical
4924.00	36.65	31.90	8.70	32.15	45.10	74.00	-28.90	Horizontal
7386.00	27.20	36.49	11.76	31.83	43.62	74.00	-30.38	Horizontal
9848.00	26.95	38.62	14.31	31.77	48.11	74.00	-25.89	Horizontal

Average value:

Frequency (MHz)	Read Level (dBuV)	Antenna Factor (dB/m)	Cable Loss (dB)	Preamplifier Factor (dB)	Level (dBuV/m)	Limit Line (dBuV/m)	Over Limit (dB)	polarization
4924.00	28.03	31.90	8.70	32.15	36.48	54.00	-17.52	Vertical
7386.00	18.05	36.49	11.76	31.83	34.47	54.00	-19.53	Vertical
9848.00	19.23	38.62	14.31	31.77	40.39	54.00	-13.61	Vertical
4924.00	27.17	31.90	8.70	32.15	35.62	54.00	-18.38	Horizontal
7386.00	16.64	36.49	11.76	31.83	33.06	54.00	-20.94	Horizontal
9848.00	16.25	38.62	14.31	31.77	37.41	54.00	-16.59	Horizontal

Remark:

- 1 Final Level = Receiver Read level + Antenna Factor + Cable Loss – Preamplifier Factor
- 2 “*”, means this data is the too weak instrument of signal is unable to test.

“This document is issued by the Company subject to its General Conditions of Service printed overleaf, available on request or accessible at <http://www.ebotech.cn> and, for electronic format documents, subject to Terms and Conditions for Electronic Documents at <http://www.ebotech.cn>. Attention is drawn to the limitation of liability, indemnification and jurisdiction issues defined therein. Any holder of this document is advised that information contained hereon reflects the Company's findings at the time of its intervention only and within the limits of Client's instructions, if any. The Company's sole responsibility is to its Client and this document does not exonerate parties to a transaction from exercising all their rights and obligations under the transaction documents. This document cannot be reproduced except in full, without prior written approval of the Company. Any unauthorized alteration, forgery or falsification of the content or appearance of this document is unlawful and offenders may be prosecuted to the fullest extent of the law. Unless otherwise stated the results shown in this test report refer only to the sample(s) tested and such sample(s) are retained for 90 days only.”



Test mode:	802.11n(H40)	Test channel:	Lowest
------------	--------------	---------------	--------

Peak value:

Frequency (MHz)	Read Level (dBuV)	Antenna Factor (dB/m)	Cable Loss (dB)	Preamplifier Factor (dB)	Level (dBuV/m)	Limit Line (dBuV/m)	Over Limit (dB)	polarization
4844.00	30.73	31.81	8.63	32.11	39.06	74.00	-34.94	Vertical
7266.00	26.10	36.28	11.69	31.94	42.13	74.00	-31.87	Vertical
9688.00	27.15	38.13	14.21	31.52	47.97	74.00	-26.03	Vertical
4844.00	30.46	31.81	8.63	32.11	38.79	74.00	-35.21	Horizontal
7266.00	26.11	36.28	11.69	31.94	42.14	74.00	-31.86	Horizontal
9688.00	26.80	38.13	14.21	31.52	47.62	74.00	-26.38	Horizontal

Average value:

Frequency (MHz)	Read Level (dBuV)	Antenna Factor (dB/m)	Cable Loss (dB)	Preamplifier Factor (dB)	Level (dBuV/m)	Limit Line (dBuV/m)	Over Limit (dB)	polarization
4844.00	20.76	31.81	8.63	32.11	29.09	54.00	-24.91	Vertical
7266.00	15.69	36.28	11.69	31.94	31.72	54.00	-22.28	Vertical
9688.00	16.36	38.13	14.21	31.52	37.18	54.00	-16.82	Vertical
4844.00	20.39	31.81	8.63	32.11	28.72	54.00	-25.28	Horizontal
7266.00	15.44	36.28	11.69	31.94	31.47	54.00	-22.53	Horizontal
9688.00	15.46	38.13	14.21	31.52	36.28	54.00	-17.72	Horizontal

Remark:

1. *Final Level = Receiver Read level + Antenna Factor + Cable Loss – Preamplifier Factor*



Test mode:	802.11n(H40)	Test channel:	Middle
------------	--------------	---------------	--------

Peak value:

Frequency (MHz)	Read Level (dBuV)	Antenna Factor (dB/m)	Cable Loss (dB)	Preamplifier Factor (dB)	Level (dBuV/m)	Limit Line (dBuV/m)	Over Limit (dB)	polarization
4874.00	31.10	31.85	8.66	32.12	39.49	74.00	-34.51	Vertical
7311.00	27.24	36.37	11.71	31.91	43.41	74.00	-30.59	Vertical
9748.00	27.26	38.27	14.25	31.56	48.22	74.00	-25.78	Vertical
4874.00	32.09	31.85	8.66	32.12	40.48	74.00	-33.52	Horizontal
7311.00	26.13	36.37	11.71	31.91	42.30	74.00	-31.70	Horizontal
9748.00	27.27	38.27	14.25	31.56	48.23	74.00	-25.77	Horizontal

Average value:

Frequency (MHz)	Read Level (dBuV)	Antenna Factor (dB/m)	Cable Loss (dB)	Preamplifier Factor (dB)	Level (dBuV/m)	Limit Line (dBuV/m)	Over Limit (dB)	polarization
4874.00	22.21	31.85	8.66	32.12	30.60	54.00	-23.40	Vertical
7311.00	15.62	36.37	11.71	31.91	31.79	54.00	-22.21	Vertical
9748.00	16.58	38.27	14.25	31.56	37.54	54.00	-16.46	Vertical
4874.00	22.37	31.85	8.66	32.12	30.76	54.00	-23.24	Horizontal
7311.00	15.28	36.37	11.71	31.91	31.45	54.00	-22.55	Horizontal
9748.00	17.03	38.27	14.25	31.56	37.99	54.00	-16.01	Horizontal

Remark:

1. *Final Level = Receiver Read level + Antenna Factor + Cable Loss – Preamplifier Factor*



Shenzhen EBO Technology Co., Ltd.

Report No.: FCC14-RTE052601
Page 59 of 73

Test mode:	802.11n(H40)	Test channel:	Highest
------------	--------------	---------------	---------

Peak value:

Frequency (MHz)	Read Level (dBuV)	Antenna Factor (dB/m)	Cable Loss (dB)	Preamplifier Factor (dB)	Level (dBuV/m)	Limit Line (dBuV/m)	Over Limit (dB)	polarization
4904.00	34.28	31.88	8.68	32.13	42.71	74.00	-31.29	Vertical
7356.00	26.42	36.45	11.75	31.86	42.76	74.00	-31.24	Vertical
9808.00	29.50	38.43	14.29	31.68	50.54	74.00	-23.46	Vertical
4904.00	34.46	31.88	8.68	32.13	42.89	74.00	-31.11	Horizontal
7356.00	25.77	36.45	11.75	31.86	42.11	74.00	-31.89	Horizontal
9808.00	25.86	38.43	14.29	31.68	46.90	74.00	-27.10	Horizontal

Average value:

Frequency (MHz)	Read Level (dBuV)	Antenna Factor (dB/m)	Cable Loss (dB)	Preamplifier Factor (dB)	Level (dBuV/m)	Limit Line (dBuV/m)	Over Limit (dB)	polarization
4904.00	25.63	31.88	8.68	32.13	34.06	54.00	-19.94	Vertical
7356.00	16.46	36.45	11.75	31.86	32.80	54.00	-21.20	Vertical
9808.00	18.10	38.43	14.29	31.68	39.14	54.00	-14.86	Vertical
4904.00	25.11	31.88	8.68	32.13	33.54	54.00	-20.46	Horizontal
7356.00	15.25	36.45	11.75	31.86	31.59	54.00	-22.41	Horizontal
9808.00	15.21	38.43	14.29	31.68	36.25	54.00	-17.75	Horizontal

Remark:

1 Final Level = Receiver Read level + Antenna Factor + Cable Loss – Preamplifier Factor

"This document is issued by the Company subject to its General Conditions of Service printed overleaf, available on request or accessible at <http://www.ebotech.cn> and, for electronic format documents, subject to Terms and Conditions for Electronic Documents at <http://www.ebotech.cn>. Attention is drawn to the limitation of liability, indemnification and jurisdiction issues defined therein. Any holder of this document is advised that information contained hereon reflects the Company's findings at the time of its intervention only and within the limits of Client's instructions, if any. The Company's sole responsibility is to its Client and this document does not exonerate parties to a transaction from exercising all their rights and obligations under the transaction documents. This document cannot be reproduced except in full, without prior written approval of the Company. Any unauthorized alteration, forgery or falsification of the content or appearance of this document is unlawful and offenders may be prosecuted to the fullest extent of the law. Unless otherwise stated the results shown in this test report refer only to the sample(s) tested and such sample(s) are retained for 90 days only."